


Product *Catalog

Heating and Air-Conditioning Solutions

For Cars, Trucks, Light-duty Vehicles, Special Vehicles and Rail

*only for Webasto Dealers



2014/2015



Dear Customers, dear Webasto Romania Partners,

With this product catalog, Webasto offers you a comprehensive overview of the latest products for heating and cooling. In combination with our two accessories catalogs, you are ideally equipped for your work with our air-conditioning solutions. The catalog is intended to help you prepare quotations quickly and easily, and to put you in a position to give professional advice at any time.

Furthermore, it gives you an overview of the special Webasto services for individual system solutions that you can expect from us as your business partner. Take up these offers and contact us at any time – we will be happy to assist you!

We wish you great success with our products,

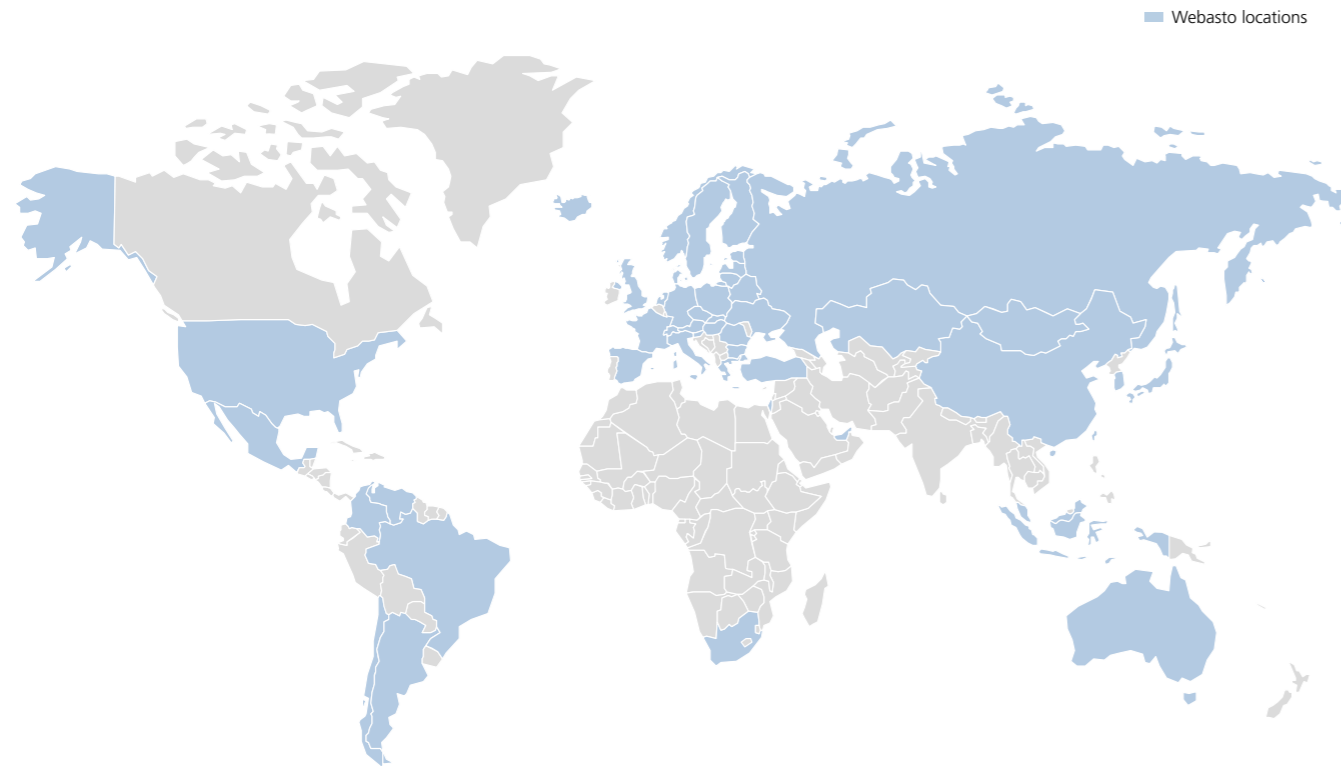
Your Webasto Romania Team

Table of Contents

Webasto Network and Services	4
Market Segments	6
Heating Systems	24
Air Heaters	26
Water Heaters	36
Integrated Heat Exchangers	62
Air-Conditioning Systems	68
Rooftop AC Systems	70
Integrated AC Systems	84
Transport Refrigeration Systems	108
Further Information	128
Functionality of the Products	128
Webasto Subsidiaries and Representatives	131
Abbreviations	134

Webasto Network

**Expect comprehensive support from Webasto in all areas.
Before, during and after the installation of your Webasto solution!**



Our service partners actively support you in your day-to-day business – worldwide. Whether with effective training measures on new products or with practical tips and tools to make your work easier. This unique service network helps not only to fulfil the Webasto quality promise around the globe, but also supports you in your sales efforts. You can rely on the consistently high quality of products from Webasto: All our solutions meet the highest international quality standards and offer the latest technology.

A further benefit for you: We are never far away and can therefore identify ourselves with your needs on the spot and take your suggestions into consideration in the further development of our products and services.

Webasto Services

Engineering Services

Apart from a wide range of standard products, we offer you individually optimized system solutions. Whether installation position, operating temperature, operation at high altitudes, interface connection or the installation situation in the vehicle: we can work out an optimum solution for all your requirements. In this context, you can rely on our many years of experience in original equipment and the aftermarket. You profit from our high process and quality level, and our know-how in system integration, mechatronics and software development.

The development process of a customized system solution:

- Identification of the existing boundary conditions and requirements
- Calculation of the necessary heating or cooling capacity
- Elaboration of an application solution or complete development of an individual system
- Proof of the customer's specific requirements
- System or application acceptance in the customer's works



Technical Services

From the various parts of your application to extensive series of tests, Webasto offers you everything to ensure your solution functions perfectly. Our service is also at your disposal after installation for maintenance and spare parts.

- Efficient spare part management
- Secure login to the dealer portal (e.g. product documentation, installation instructions)
- Professional quality management
- Broad spectrum of test possibilities (e.g. climatic chamber, acoustic chamber, environmental tests)
- Technical support/online training



Marketing Services

We ensure our global brand awareness and image branding through a wide range of measures.

- High-quality, target group-specific marketing tools for all media
- Support for our partners on customized marketing measures
- Advertising and mailing templates for customer activation and customer loyalty
- Point-of-sale marketing materials
- Product-specific selling argument lists
- Professional participation in trade fairs
- Broad array of sponsoring activities

Market Segments



Webasto develops innovative heating and air-conditioning solutions for the following markets:



Cars
Page 8



Trucks
Page 10



Light-duty vehicles
Page 12



Buses
Page 14



Rail
Page 16



Off-highway
Page 18





Defense
Page 20



Special vehicles
Page 22

*Webasto also offers heating and air-conditioning solutions for recreational vehicles and boats.
Please ask for our separate product catalogs.*



Cars

The right water heater for each vehicle class

No matter whether for compact, mid-size or luxury cars: Webasto offers heating solutions for every class that impress with stable heating performance and reliable, efficient operation.

The new generation of parking heaters, Thermo Top Evo, was specially developed for new car models and those with limited installation space. With different heating classes, the Thermo Top Evo offers the perfect heating solution for every car size. The most powerful heater in its class, the Thermo Top Evo 5+, easily heats vehicles with particularly large interiors and offers even faster and more efficient heating.

Benefits of the Webasto solutions for cars:

- Extremely small, space-saving design
- At only 2.1 kg the lightest heater in its class
- Efficient and stable heating capacity
- Low fuel consumption and minimized emissions during operation
- Can be combined with all control elements
- Installation kits for the most common vehicle models

Heating/Air-conditioning solution	Heating/Cooling capacity (kW)
Water heaters	
Thermo Top C/E	4.2 – 5.2
Thermo Top Evo 4/5/5+	4.0 – 5.0



Water heater



Trucks

A pleasant cabin climate at all times – independant of the engine

Engine idling is not only costly in the longer term, it is actually forbidden in many countries. Our Webasto non-idling solutions bring the cabin to a pleasant temperature – fully independently of the engine. That reduces fuel consumption and – as a positive side-effect – also the emission of pollutants. This comfort benefits the driver, too, both while driving and during his breaks.

An idling truck engine consumes on average three liters of fuel per hour. Added to that is the increased wear on the engine and other components. The reliable heating solutions and air-conditioning systems from Webasto ensure comfortable temperatures without incurring these costs.

Benefits of the Webasto solutions for trucks:

- No unnecessary running of the engine in idle
- Reduced fuel costs
- Optimum cabin temperature at all times without the engine running
- Efficient use of the residual engine heat

Heating/Air-conditioning solution	Heating/Cooling capacity (kW)
Air heaters	
Air Top 2000 ST	2.0
Air Top Evo 40/55	4.0 – 5.5
Water heaters	
Thermo Pro 50 Eco	5.0
Thermo Pro 90	9.1
DBW 2010/2016	11.6 – 16.0
AC systems	
Rooftop AC systems	3.5 – 8.5
Cool Top Vario 10 E	1.0



Air heater



Water heater



Air-conditioning system



Light-duty Vehicles

From front to back: The perfect temperature all around

Light-duty vehicles have to transport goods and people safely to their destination. Reliable and efficient heating, air-conditioning and transport refrigeration systems play a central role here.

Webasto offers a wide range of powerful heating, air-conditioning and refrigeration solutions to meet every specialized transport demand. Whether temperature-sensitive medicines or other perishable goods have to be transported – we have a tailor-made solution available for every vehicle type and form of use.

Benefits of the Webasto solutions for light-duty vehicles:

- Engine and environment-friendly pre-heating and heating
- Installation kits for common vehicle models
- Reduction in operating costs thanks to fuel saving and lower wear

Heating/Air-conditioning solution	Heating/Cooling capacity (kW)
Air heaters	
Air Top 2000 ST	2.0
Air Top Evo 40/55	4.0 – 5.5
Water heaters	
Thermo Top C/E	4.2 – 5.2
Thermo Pro 50 Eco	5.0
Thermo Top Evo 4/5/5+	4.0 – 5.0
Thermo Pro 90	9.1
Heat exchangers	
Integrated heat exchangers	3.8 – 13.0
AC systems	
Rooftop AC systems	3.5 – 8.5
Integrated AC systems	4.0 – 9.6
Transport refrigeration systems	
Direct drive	0.7 – 3.6
Battery operation	1.2 – 1.3
Integrated	1.2 – 5.0



Air heater

Water heater

Air-conditioning system

Transport refrigeration system



Buses

Reliable climate comfort for a safe journey

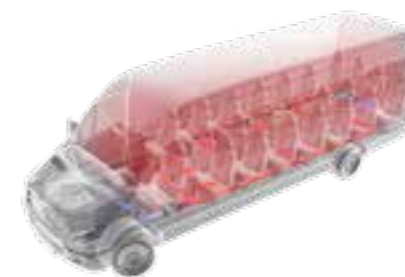
In order to ensure a safe journey, buses must be air-conditioned and ready for operation right from the beginning of the journey. For their climate control equipment, Webasto can draw on a vast product portfolio ranging from standard heaters through various heating solutions up to air-conditioning systems.

With this product range we can equip buses and offer a tailor-made climate solution for every specialized application.


Benefits of the Webasto solutions for buses:

- Comfort for drivers and passengers throughout the year
- Comprehensive range of products with parking heaters and various heating/air-conditioning solutions
- Effective interior air-conditioning for every installation and application situation
- Branded quality for every application

Heating/Air-conditioning solution	Heating/Cooling capacity (kW)
Air heaters	
Air Top 2000 ST	2.0
Air Top Evo 40/55	4.0 – 5.5
Water heaters	
Thermo Pro 90	9.1
DBW 2010/2016	11.6 – 16.0
Thermo 230/300/350	23.0 – 35.0
Thermo S 230/300/350/400	23.0 – 40.0
Heat exchangers	
Integrated heat exchangers	3.8 – 13.0
AC systems	
Rooftop AC systems	3.5 – 18.0
Bus AC systems	23.0 – 50.0
Integrated systems	4.0 – 16.0



Air heater



Water heater



Air-conditioning system



Rail

Individual climate control solutions for every outdoor temperature

For more than 40 years, Webasto has been developing heating, ventilation and air-conditioning technologies for rail. This climate control know-how benefits your customers - in high-quality standard products and in individual climate control solutions. In combination with innovative control systems, we guarantee a pleasant room climate for drivers and passengers – whether it's cold down to -40°C or hot up to +45°C.


Even before the start of operation, the diesel-powered heating systems bring the engines of the trains to the optimum operating temperature. During the journey the intelligent control element of the air-conditioning systems regulates the optimum heating or cooling components, depending on the outdoor temperature. We develop individual solutions in close and flexible cooperation with the customer. In addition we also offer refurbishment solutions and the maintenance of the systems.

Benefits of the Webasto solutions for rail vehicles:

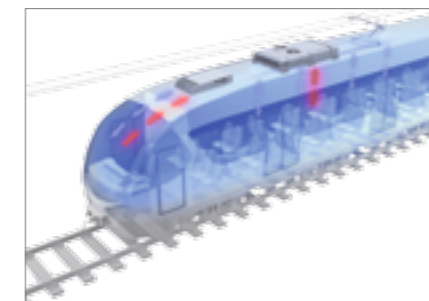
- Pleasant temperatures in passenger compartment and driver's cabin
- Cost efficiency thanks to preheating of diesel engine and fuel
- Use of eco-friendly materials

Heating/Air-conditioning solution	Heating/Cooling capacity (kW)
Water heaters	
DBW 2016	16.0
Thermo 230/300/350	23.0 – 35.0


We are at your disposal for the development of individual air-conditioning systems.



Water heater



Air-conditioning system



Off-highway

Do your job more efficiently

Irrespective of the climatic situation, off-highway machines have to be sturdy and ready for operation at any time. Not only the vehicles, but also the operators are subjected to extreme working conditions.

In order to meet the high demands on man and machine, Webasto has developed intelligent heating and air-conditioning solutions. These systems combine comfort and efficiency – and save fuel. For example, the parking heaters with the new engine-off technology that avoids unnecessary engine running at standstill.

Benefits of the Webasto solutions for agricultural and off-highway machines:

- Fuel saving thanks to reduced engine idling
- Reduced operating hours of the engines
- Safe working conditions throughout the year
- Comfortable climate for the operator

Heating/Air-conditioning solution	Heating/Cooling capacity (kW)
Air heaters	
Air Top 2000 ST	2.0
Air Top Evo 40/55	4.0 – 5.5
Water heaters	
Thermo Top C/E	4.2 – 5.2
Thermo Top Evo 4/5/5+	4.0 – 5.0
Thermo Pro 50 Eco	5.0
Thermo Pro 90	9.1
DBW 2010/2016	11.6 – 16.0
Thermo 230/300/350	23.0 – 35.0
Thermo S 230/300/350/400	23.0 – 40.0
Heat exchangers	
Integrated heat exchangers	3.8 – 13.0
AC systems	
Rooftop AC systems	3.5 – 8.5
Integrated AC systems	4.0 – 9.6

We are at your disposal for the development of individual air conditioning systems and heat exchangers.



Air heater



Water heater



Air-conditioning system



Defense

High operational readiness under the most extreme conditions

Defense vehicles have to function perfectly wherever they are in the world, and have to withstand extreme climatic conditions irrespective of their form and size. Webasto helps to meet these demands with proven and tailor-made solutions.

Our air-conditioning and heating systems make the vehicles not only ready for operation at any time and under any circumstances, but also help to save costs. They help to keep hydraulic fluids and equipment at the optimum temperature even when the engine is switched off and even at outdoor temperatures down to -46°C. Of particular note here are also our solutions for container refrigeration with cooling capacities from 5 to 24 kW.

Benefits of the Webasto solutions for defense vehicles:

- Operational readiness of vehicles and equipment under all climatic conditions
- Cost-efficient heating systems
- Optimum temperature for vehicle equipment and occupants even with the engine switched off
- Reduced fuel consumption and wear

Heating/Air-conditioning solution	Heating/Cooling capacity (kW)
Air heaters	
Air Top 2000 ST*	2.0
Air Top Evo 40/55**	4.0 – 5.5
Water heaters	
Thermo Pro 50 Eco*	5.0
Thermo Pro 90	9.1
DBW 2010/2016	11.6 – 16.0
Thermo 230/300/350	23.0 – 35.0
Thermo S 230/300/350/400	23.0 – 40.0


* Optional: Satisfies various military standards. List of approved military fuels, see auf www.webasto.com

** Satisfies various military standards.


We are at your disposal for the development of individual air conditioning systems.



Air heater



Water heater



Air-conditioning system



Special Vehicles

Safe journey and reduced fuel consumption from the first yard

During every special operation, driver and team have to be fit and aware from the very beginning. With the Webasto parking heaters and air-conditioning systems, special vehicles are ideally equipped, increasing the safety and comfort for driver and passengers.

Parking heaters ensure de-iced and de-fogged windows even before the start of the journey – in small and large vehicles. Thanks to the engine preheating, they also reduce wear and fuel costs.

Benefits of the Webasto solutions for special vehicles:

- Comfort for drivers and passengers throughout the year
- Clear visibility at all times, even in snow and ice
- Efficient interior air-conditioning for every installation and application situation
- Branded quality for every application

* Webasto also offers air-conditioning solutions for the new refrigerant R1234yf.

Heating/Air-conditioning solution	Heating/Cooling capacity (kW)
Air heaters	
Air Top 2000 ST	2.0
Air Top Evo 40/55	4.0 – 5.5
Water heaters	
Thermo Top C/E	4.2 – 5.2
Thermo Pro 50 Eco	5.0
Thermo Top Evo 4/5/5+	4.0 – 5.0
Thermo Pro 90	9.1
DBW 2010/2016	11.6 – 16.0
Thermo 230/300/350	23.0 – 35.0
Thermo S 230/300/350/400	23.0 – 40.0
Heat exchangers	
Integrated heat exchangers	3.8 – 13.0
AC systems	
Rooftop AC systems	3.5 – 8.5
Integrated AC systems	4.0 – 9.6



Air heater



Water heater



Air-conditioning system



Heating Systems

Webasto air and water heaters offer your customers a wide variety of advantages.

Worthwhile investment

- High operational readiness and availability of the commercial vehicle
- High quality products available on a long-term basis
- Optimum coordination of space and application requirements thanks to customized application solutions
- Lower operating costs thanks to reduction in engine idling times
- Predictable maintenance costs thanks to diagnosis functionality









More safety and greater comfort

- Perfect view through ice-free and defogged windows right from the start of the journey
- Relaxing break times thanks to low-noise operation
- Constant temperature in the passenger compartment thanks to intelligent temperature management
- Precise and continuously adjustable temperature control

Environment-friendly operation

- Reduced engine idling during pauses and rest periods
- Reduced energy consumption thanks to efficient and high-efficiency combustion technology

The tailor-made Webasto heating solution for every area

	Heating capacity (kW)								
Air heaters									
Air Top 2000 ST	2.0		■	■	■		■	■	■
Air Top Evo 40/55	4.0 – 5.5		■	■	■		■	■	■
Water heaters									
Thermo Top C/E	4.2 – 5.2	■		■			■		■
Thermo Pro 50 Eco	5.0		■	■			■	■	■
Thermo Top Evo 4/5/5+	4.0 – 5.0	■		■			■		■
Thermo Pro 90	9.1		■	■	■		■	■	■
DBW 2010/2016	11.6 – 16.0		■		■	■	■	■	■
Thermo 230/300/350	23.0 – 35.0				■	■	■	■	■
Thermo S 230/300/350/400	23.0 – 40.0				■		■	■	■
Heat exchangers									
Integrated heat exchangers	3.8 – 13.0			■	■		■		

Air heaters

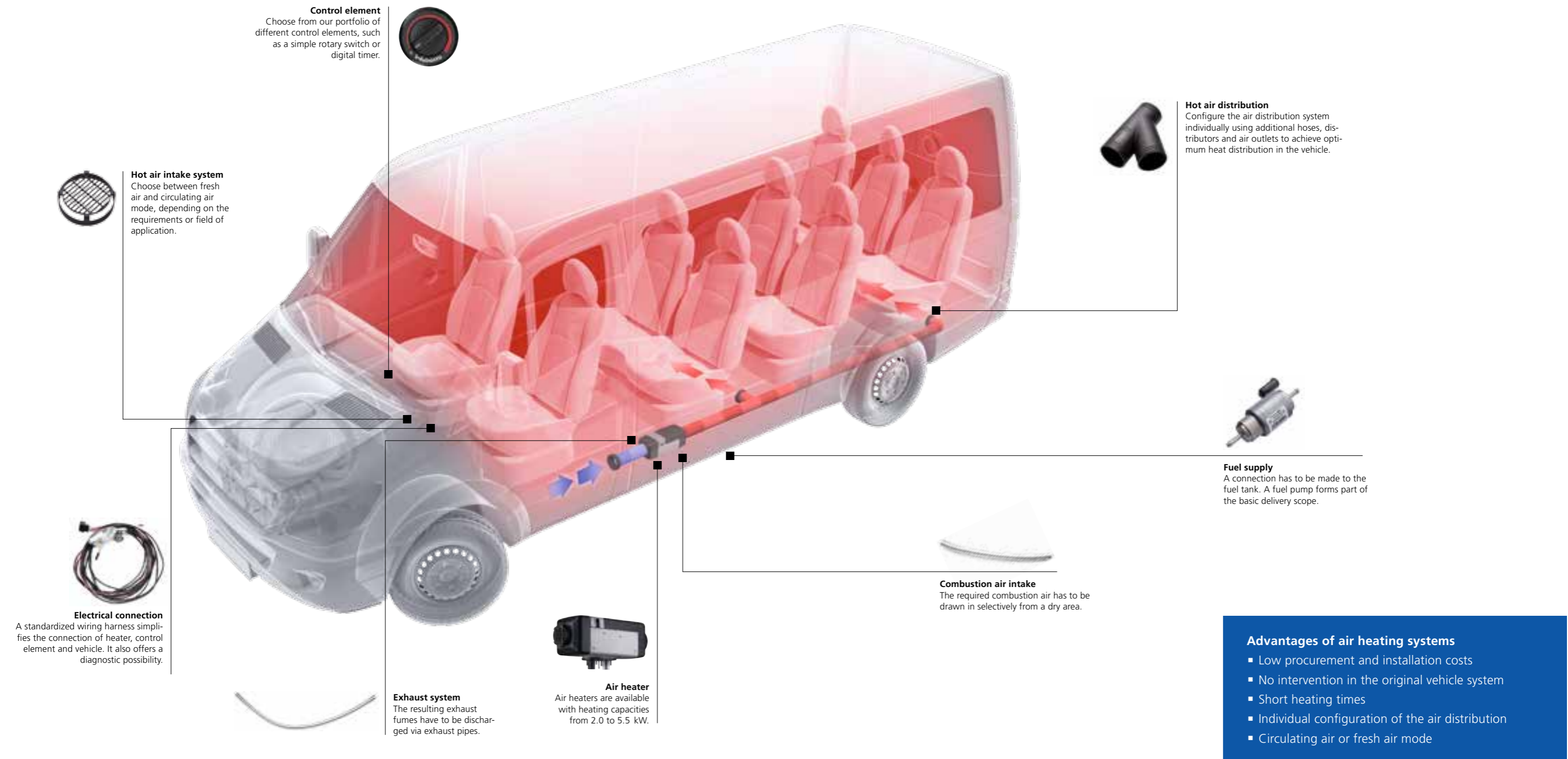
Water heaters

Integrated heat exchangers

Application of an air heating system

Webasto air heating systems can be ordered in diverse delivery scopes. The standard components are combined into a basic delivery scope and an installation kit. You may need additional application material, depending on the requirements for use and the installation location. You can find these in our extensive accessories program.

The functionality of an air heating system can be found on page 128.



- Advantages of air heating systems**
- Low procurement and installation costs
 - No intervention in the original vehicle system
 - Short heating times
 - Individual configuration of the air distribution
 - Circulating air or fresh air mode

Air heaters

Air Top 2000 ST



The simple and cost-effective solution

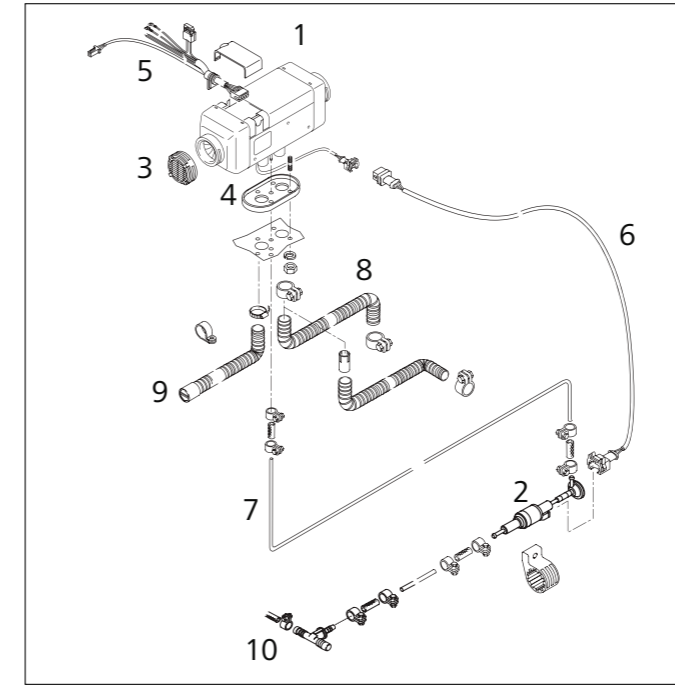
The compact Air Top 2000 ST air heater is an impressive performer thanks to its versatility and low fuel consumption. Its compact construction means that it can be installed quickly. It can be installed either inside or outside the vehicle. This heater heats the air in the interior or cargo space quickly and quietly and keeps it constant at the chosen working temperature. Users can choose between recirculation and fresh-air modes.

It's easy to service and repair design and low fuel consumption make the Air Top 2000 ST economical to maintain.

- 2 kW heating capacity
- Heats up quickly, evenly and quietly
- Sturdy heater with compact dimensions and low fuel consumption
- Easy to service and maintain, diagnostic capability
- Suitable for use in vehicles for transporting hazardous materials (ADR)

Technical data

Model overview	Air Top 2000 ST	
	Diesel	Gasoline
ECE approval number ECE R122 (heating)	E1 00 0216	E1 00 0216
ECE approval number ECE R10 (EMC)	E1 04 1085	E1 04 1085
Heating capacity, control range (kW)	0.9 – 2.0	1.0 – 2.0
Fuel consumption, control range (l/h)	0.12 – 0.24	0.14 – 0.27
Nominal voltage (V)	12 24	12
Rated power consumption, control range (W)	14 – 29	14 – 29
Heating air volume flow against 0.5 mbar, control range (m³/h)	93	93
Fuels	Diesel EN 590; FAME DIN EN 14214; Heating oil (EL) DIN 5160	Gasoline EN 228
Operating temperature range (°C)	-40 to +40	-40 to +40
Dimensions L x W x H (mm)	311 x 120 x 121	311 x 120 x 121
Weight (kg)	2.6	2.6



Contents Scope of delivery/Installation kit

Part	SOD	IK	Description
1	■		Heater
2	■		Fuel pump DP 30.2/DP 2
3	■		Screen
4	■		Base seal
5		■	Heater cable harness
6		■	Fuel pump cable harness
7		■	Fuel hose Da 5 Di 2 L 6000
8		■	Flexible stainless steel exhaust pipe D 22/L 700
9		■	Flexible combustion air pipe PAK Di 22/L 800
10		■	Fuel extractor

Air Top 2000 ST

Scope of delivery, heater	Order number
Air Top 2000ST Diesel 12 V Basic	9022047A
Air Top 2000ST Diesel 24 V Basic	9022049A
Air Top 2000ST Gasoline 12 V Basic	9022048A

Installation kit	Order number
Air Top 2000 ST installation kit	9022050B

Control element not included. Separate order required.

Air heaters

Air Top Evo 40/55



Evolution with more power and versatility

The new Air Top Evo model offers greater comfort, safety and heating capacity for large commercial vehicles. Air heating ensures quick and efficient heating of cabins and cargo spaces. Energy consumption and noise are significantly reduced by the new control system. An automatic altitude compensation system is included as standard. Quick and easy installation makes the Air Top Evo an economical retrofit solution.

If required, two units can be combined in a modular fashion to allow for heating larger cargo spaces.

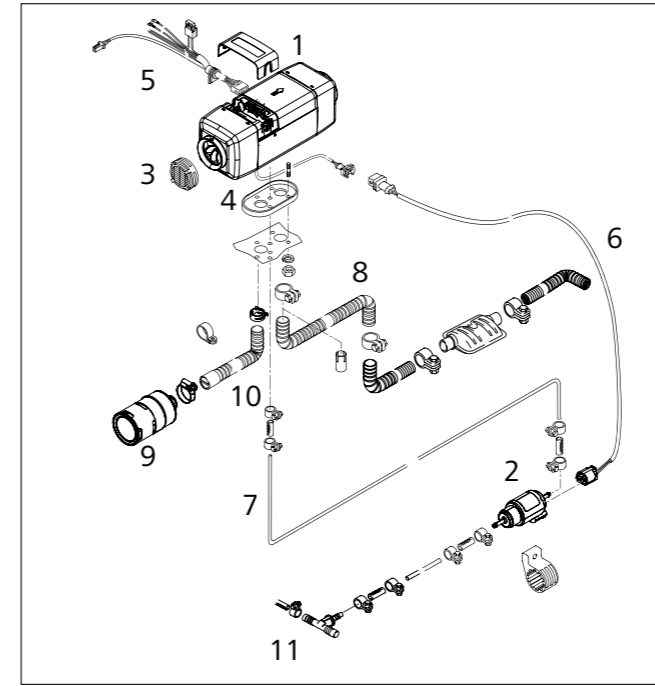
- 4.0/5.5 kW heating capacity
- Low energy consumption and exceptionally quiet operation thanks to efficient control
- A wide range of safety and comfort functions
- Automatic altitude compensation as standard
- Continuous heating capacity thanks to low power consumption

Technical data

Model overview	Air Top Evo 40		Air Top Evo 55	
	Diesel	Gasoline	Diesel	Gasoline
ECE approval number ECE R122 (heating)	E1 00 0385	E1 00 0385	E1 00 0386	E1 00 0386
ECE approval number ECE R10 (EMC)	E1 04 5529	E1 04 5529	E1 04 5529	E1 04 5529
Heating capacity, control range/boost (kW)	1.5 – 3.5/4.0*	1.7 – 3.5/4.0*	1.5 – 5.0/5.5**	1.7 – 5.0/5.5**
Fuel consumption, control range/boost (l/h)	0.18 – 0.43/0.49	0.25 – 0.51/0.58	0.18 – 0.61/0.67	0.28 – 0.73/0.80
Nominal voltage (V)	12 24	12	12 24	12
Rated power consumption, control range/boost (W)	15 – 40/55	15 – 40/55	15 – 95/130	15 – 95/130
Heating air volume flow against 0.5 mbar, control range/boost (m³/h)	132/140	132/140	200/220	200/220
Fuels	Diesel EN 590, FAME DIN EN 14214	Gasoline EN 228	Diesel EN 590, FAME DIN EN 14214	Gasoline EN 228
Operating temperature range (°C)	-40 to +40	-40 to +40	-40 to +40	-40 to +40
Dimensions L x W x H (mm)	423 x 148 x 162	423 x 148 x 162	423 x 148 x 162	423 x 148 x 162
Weight (kg)	5.9	5.9	5.9	5.9
Automatic altitude compensation (m)	2,200	2,200	2,200	2,200

*Increased heat output ("Boost") possible with Multi Comfort MC 04 control element (max. 6 hours)

**Increased heat output ("Boost") possible with Multi Comfort MC 04 control element (max. 30 min.)



Contents Scope of delivery/Installation kit

Part	SOD	IK	Description
1	■		Heater
2	■		Fuel pump DP42
3	■		Screen
4	■		Base seal
5		■	Heater cable harness
6		■	Fuel pump cable harness
7		■	Fuel hose Da 5/Di 2/L 8000
8		■	Flexible stainless steel exhaust pipe D 24/L 1100
9		■	Intake muffler
10		■	Flexible aluminum combustion air pipe Di 24.5/L 500
11		■	Fuel extractor

Air Top Evo 40

Scope of delivery, heater	Order number
Air Top Evo 40 Diesel 12 V Basic	9027980A
Air Top Evo 40 Diesel 24 V Basic	9027981A
Air Top Evo 40 Gasoline 12 V Basic	9027979A

Air Top Evo 55

Scope of delivery, heater	Order number
Air Top Evo 55 Diesel 12 V Basic	9027985A
Air Top Evo 55 Diesel 24 V Basic	9027986A
Air Top Evo 55 Gasoline 12 V Basic	9027983A

Installation kit	Order number
Air Top Evo 40/55 installation kit	9027987A

Air Top Evo System

Up to 11 kW heating capacity by combining two Air Top Evo units.

Installation kit	Order number
Air Top Evo 40/55 Slave installation kit Contents: installation kit (see above), cable harness and system documentation	9029962A







Control element not included. Separate order required.



Air heaters

Control elements








		Air Top 2000 ST	Air Top Evo 40/55	Order number
	MC 04 – 12/24 V – Only for Air Top Evo heaters – Design Camping – Cover panel dimensions (L x W): 122 x 80 mm – Installation depth including plug: 51 mm – Allows multi-mode operation to match individual heating capacity requirements		■	1322717A
	Combination digital timer 12 V 24 V – 3 preselectable on-times per day Programmable for 7 days in advance – Cover panel dimensions (L x W): 89 x 42 mm – Installation depth including plug: 51 mm – Limited availability due to end of production	■	■	88206A 88205A
	Small component kit for standard/combination timer For connection of standard and combination digital timers	■	■	88191B
	Rotary selector switch Standard – 12/24 V – With switch function and light – Cover panel Ø 49 mm – Installation depth including plug: 55 mm	■	■	82819B
	Rotary selector switch Camping – 12/24 V – With switch function and light – Cover panel Ø 49 mm – Installation depth including plug: 55 mm – For Air Top Evo heaters with automatic altitude compensation		■	9022779A
	Installation cover panel – For rotary selector switch 82819 – Black plastic	■	■	1319733A
	Installation cover panel with changeover switch for heating and air-conditioning mode – For rotary selector switch 82819 – Black plastic	■	■	92240A

		Air Top 2000 ST	Air Top Evo 40/55	Order number
	Rotary switch with function indicator 12 V 24 V – Switching current 15 amps – Green light to indicate operation – With switch position plate and connection plugs	■	■	109995 109999
	Switch position plate – For rotary switches with function indication No. 109995 and 109999 – Printed foil, (H x B): 41 x 35 mm	■	■	1321017A
	Printed rocker switch – Changeover switch for heating and ventilation mode – Printed with flame and fan symbol, switching current 3 amps, with connection materials – Cover panel dimensions (L x W): 19 x 14 mm	■	■	1320434A
	Installation frame kit, short – For standard/combination digital timer and space thermostat, 3 position controller – With installation materials	■	■	474630
	Installation kit, long – For standard/combination digital timer and space thermostat, 3 position controller – With installation materials	■	■	476404
	Installation housing kit – For standard/combination digital timer and space thermostat, 3 position controller – With installation materials	■	■	475866
	Remote control by phone Thermo Call TC3 – 12/24 V – Incl. GSM module, cable harness, GSM antenna and pushbutton – Operation via app. for iOS and Android – In the case of DBW 2010/2016, operation is only possible in combination with relays	■	■	7100350C

Air heaters

Control elements

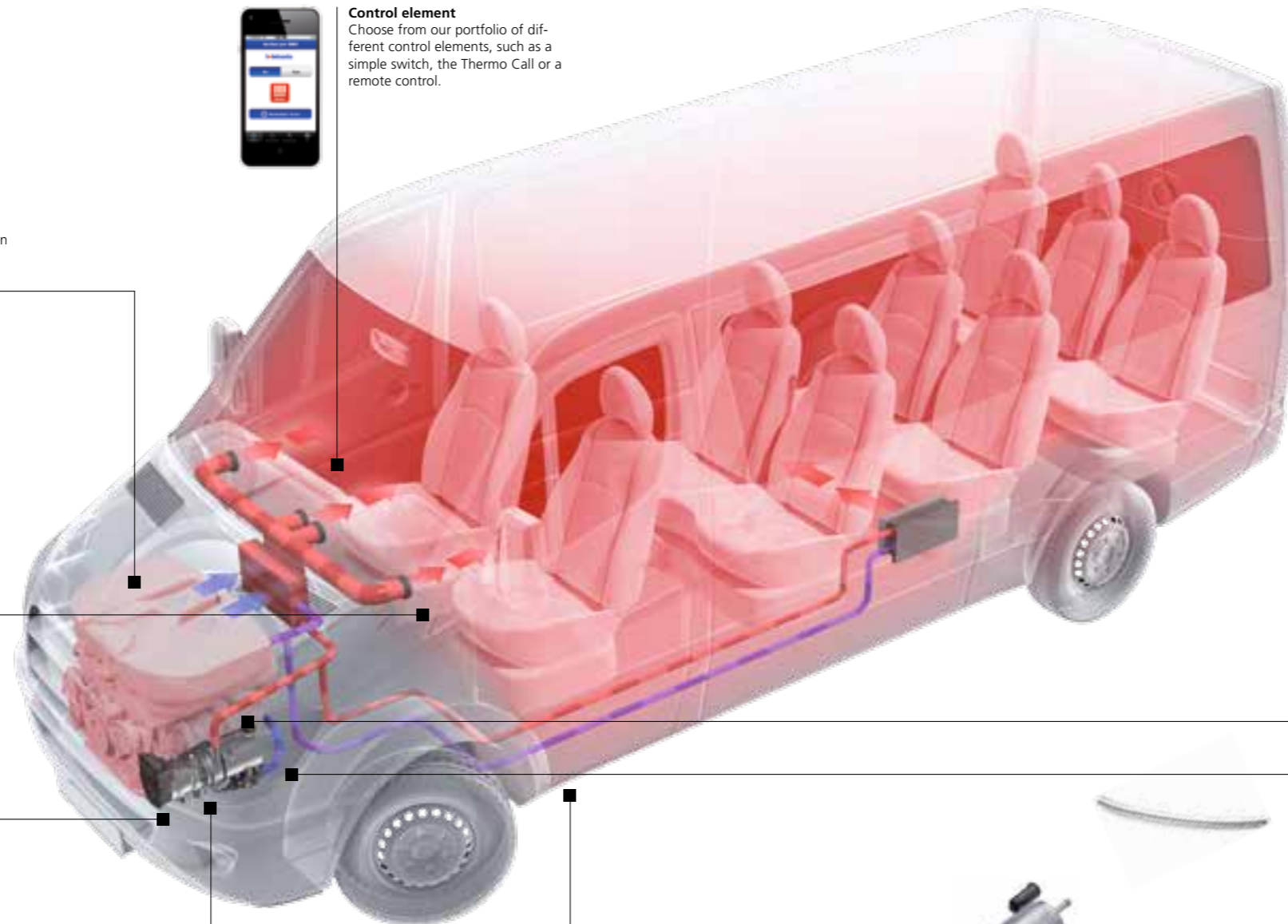
		Air Top 2000 ST	Air Top Evo 40/55	Order number
	Remote control Telestart T91 – 12 V, with check-back signal, incl. 1 handheld transmitter with battery, receiver, self-adhesive window antenna and Y adapter – Programmable heating time up to 120 min	■	■	1314635A
	Hand-held transmitter T91 Incl. battery	■	■	1314636A
	Remote control Telestart T91 Holiday with continuous heating function – 12 V – With check-back signal. Incl. 1 handheld transmitter with battery, receiver, self-adhesive window antenna and Y adapter	■	■	9018150B
	Battery for hand-held transmitter T91	■	■	9014840A
	Battery compartment cover for hand-held transmitter T91	■	■	1320216A
	Receiver T91	■	■	1319898A
	Remote control Telestart T100 HTM – Including 1 hand-held transmitter with battery, receiver, self-adhesive window antenna, ESV adapter and temperature sensor HTM – Automatic heating time calculation	■	■	1314637A

		Air Top 2000 ST	Air Top Evo 40/55	Order number
	Hand-held transmitter T100 HTM Incl. battery	■	■	1314638B
	Self-adhesive window antenna For remote controls Telestart T91/T100 HTM	■	■	1320938A
	ESV adapter cable harness for T91 and T100 HTM For connecting the receiver, the temperature sensor HTM and the digital timer to the heater	■	■	1320949A
	Battery for hand-held transmitter T100 HTM	■	■	9011356B
	Battery compartment cover for hand-held transmitter T100 HTM	■	■	1320946A
	Receiver T100 HTM	■	■	1320353A
	Temperature sensor T 100 HTM	■	■	1319921A

Application of a water heating system

Webasto water heating systems can be ordered in diverse delivery scopes. The standard components are combined into a basic delivery scope and an installation kit. You may need additional application material, depending on the desired application and the installation location. You can find these in our extensive accessories program.

The functionality of a water heating system can be found on page 129.



Control element
Choose from our portfolio of different control elements, such as a simple switch, the Thermo Call or a remote control.

Integration into the water circuit
Depending on the vehicle type, choose the required application material such as hoses, valves or thermostats from the standard installation kit or our accessories portfolio.



Electrical connection
A standardized wiring harness simplifies the connection of heater, control element and vehicle. It also offers a diagnostic possibility.



Coolant pump
Choose the required coolant pump from the broad accessories portfolio. For the Thermo Pro 50 Eco, Thermo Pro 90 and TT-Evo heaters, a standard pump is included in the basic delivery scope.



Exhaust system
The resulting exhaust fumes have to be discharged via exhaust pipes.



Combustion air intake
The required combustion air has to be drawn in selectively from a dry area.



Fuel supply
A connection has to be made to the fuel tank. A fuel pump forms part of the basic delivery scope.



Water heater
Heaters are available with heating capacities from 4 to 40 kW.

Advantages of water heating systems

- Engine preheating and/or cabin heating
- Longer service life of the engine thanks to reduction of cold starts
- Continued use of existing vehicle components
- Use of the engine heat to bridge short standstill times without exhaust emissions

Water heaters

Thermo Top C/E



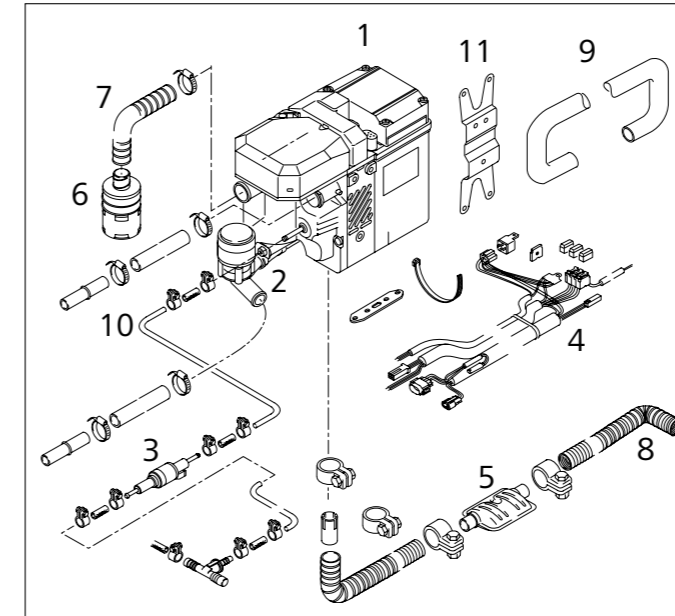
Gentle on the engine and on fuel consumption

The Thermo Top C and Thermo Top E compact water heaters heat the engine to a warm-start temperature. This significantly reduces the stress on the engine due to cold starting and therefore increases the service life and availability of the engine. In addition, it reduces the burden on the environment since fuel consumption and CO₂ emissions are reduced by eliminating engine idling time. Ice-free and defogged windows ensure safety thanks to a clear view right from the start.

- 5.2/4.2 kW heating capacity
- Proven, highly reliable technology
- Vehicle-specific installation kits for the most common models
- Available for retrofit and as original equipment

Technical data

Model overview	Thermo Top C		Thermo Top E	
	Diesel	Gasoline	Diesel	Gasoline
ECE approval number ECE R122 (heating)	E1 00 0002		E1 00 0003	
ECE approval number ECE R10 (EMC)	E1 04 1232		E1 04 1232	
Heating capacity, part load/full load (kW)	2.5/5.2		2.5/4.2	
Fuel consumption, part load/full load (l/h)	0.30/0.61	0.34/0.70	0.30/0.49	0.34/0.56
Nominal voltage (V)	12		12	
Rated power consumption without coolant pump, part load/full load (W)	32/42		32/37	
Fuels	Diesel-FAME mixture with up to 50% FAME DIN EN 14214	Gasoline EN 228	Diesel-FAME mixture with up to 50% FAME DIN EN 14214	Gasoline EN 228
Operating temperature range (°C)	-40 to +60		-40 to +60	
Dimensions L x W x H (mm)	214 x 106 x 168		214 x 106 x 168	
Weight (kg)	2.9		2.9	
Coolant pump U4847 Econ				
Volume flow against 0.14 bar (l/h)	500			
Dimensions L x W x H (mm)	96 x 75 x 80			
Weight (kg)	0.3			



Contents Scope of delivery

Part	SOD	Description
1	■	Heater
2	■	Coolant pump U4847 Econ
3	■	Fuel pump DP 30.2/DP 2
4	■	Heater cable harness
5	■	Exhaust muffler
6	■	Air intake muffler
7	■	Flexible aluminum combustion air pipe Di 21.4/ L 400
8	■	Flexible stainless steel exhaust pipe D 22/L 1000
9	■	Molded coolant hose Di 20/Da 27/L 2200
10	■	Fuel hose Da 5/Di 2/L 5000
11	■	Heater mount

Thermo Top C

Scope of delivery, heater	Order number
Thermo Top C Diesel 12 V Basic	9003168C
Thermo Top C Gasoline 12 V Basic	9003167C

Thermo Top E

Scope of delivery, heater	Order number
Thermo Top E Diesel 12 V	9003170C
Thermo Top E Gasoline 12 V	9003169C

Control element not included. Separate order required.

Water heaters

Thermo Pro 50 Eco



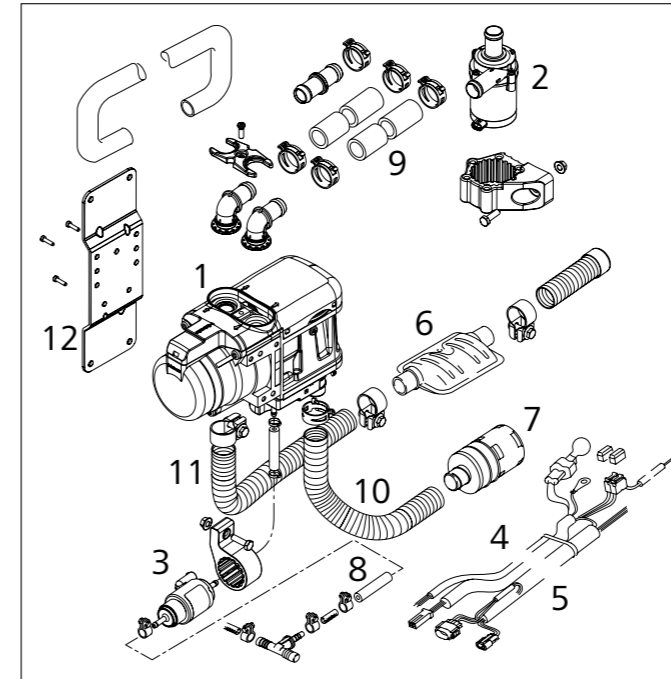
Light and powerful

The Thermo Pro 50 Eco is designed especially for use in light trucks and small to medium-sized commercial and special vehicles. Its compact dimensions and low weight enable it to be installed even in restricted space conditions. This means that the engine can be raised to the operating temperature even before starting, thereby saving fuel. The innovative control system ensures a pleasant temperature inside the vehicle, even when stationary and during breaks.

- Engine-independent heating mode for commercial vehicles with a 2.5 to 5 KW heating capacity
- Weighing just 2.2 kg, this is the lightest heater in its class
- A high-quality product with a service life of 3,000 hours
- Economical and with low emissions thanks to high efficiency
- New functions such as altitude compensation and residual heat utilization
- Available for retrofit and as original equipment

Technical data

Model overview	Thermo Pro 50 Eco	
	Diesel	
ECE approval number ECE R122 (heating)	E1 00 0334	
ECE approval number ECE R10 (EMC)	E1 04 6271	
Heating capacity, part load/full load (kW)	2.5/5	
Fuel consumption, part load/full load (l/h)	0.3/0.65	
Nominal voltage (V)	24	
Rated power consumption without coolant pump, part load/full load (W)	28/46	
Fuels	Diesel EN 590; Biodiesel with up to 30 % FAME DIN EN 14214; Heating oil (EL) DIN 51603; NATO fuels F34, F58, F63	
Operating temperature range (°C)	-40 to +80	
Dimensions L x W x H (mm)	218 x 91 x 147	
Weight (kg)	2.2	
Automatic altitude compensation (m)	3,500	
Coolant pump U4847 Econ		
Volume flow against 0.14 bar (l/h)	500	
Dimensions L x W x H (mm)	96 x 75 x 80	
Weight (kg)	0.3	



Contents Scope of delivery/Installation kit

Part	SOD	IK	Description
1	■		Heater
2	■		Coolant pump U4847 Econ
3	■		Fuel pump DP42
4		■	Heater cable harness
5		■	Fuel pump cable harness
6		■	Exhaust muffler
7		■	Air intake muffler
8		■	Fuel hose Da 5/Di 2/L 6000
9		■	Molded coolant hose Di 20/Da/29/L 2200
10		■	Flexible aluminum combustion air pipe Di 21.4/L 400
11		■	Flexible stainless steel exhaust pipe D 22/L 1000
12		■	Heater mount

Thermo Pro 50 Eco

Scope of delivery, heater	Order number
Thermo Pro 50 Eco Diesel 24 V Basic	9026553A

Installation kit	Order number
Installation kit Thermo Pro 50 Eco	9026722A

Control element not included. Separate order required.

Water heaters

Thermo Top Evo



Quick and reliable starting in winter

The new Thermo Top Evo parking heater generation has been developed especially for new vehicles and those with restricted installation space. This means that the vehicle is ready to start quickly and reliably. Icy windows can be defrosted within a very short time and the cabin heats up very quickly

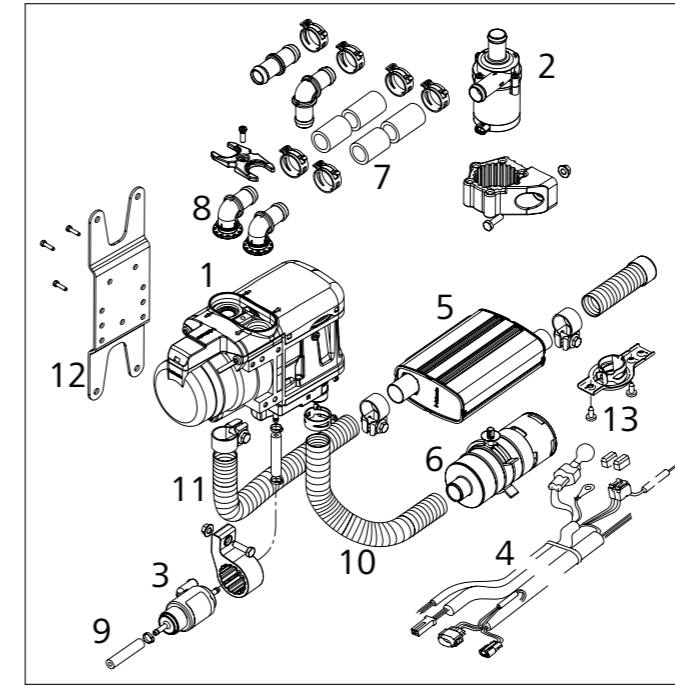
There is a choice of three heating capacities, depending on the size of the vehicle. Thanks to its innovative control system, the Thermo Top Evo 5+ can be used to heat up very large interiors.

- Extremely small and a great space saver
- Weighing 2.1 kg, this is the lightest heater in its class
- Efficient and stable heating capacity
- Low fuel consumption and minimal emissions in operation
- Available in various heating capacity options
- Vehicle-specific installation kits for the most common models
- Available for retrofit and as original equipment

Technical data

Model overview	Thermo Top Evo 4		Thermo Top Evo 5		Thermo Top Evo 5+*	
	Diesel	Gasoline	Diesel	Gasoline	Diesel	Gasoline
ECE approval number ECE R122 (heating)	E1 00 0258		E1 00 0258		E1 00 0258	
ECE approval number ECE R10 (EMC)	E1 04 5627		E1 04 5627		E1 04 5627	
Heating capacity, part load/full load (kW)	2.5/4.0	2.8/4.0	2.5/5.0	2.8/5.0	2.5/5.0	2.8/5.0
Fuel consumption, part load/full load (l/h)	0.31/0.49	0.39/0.56	0.31/0.62	0.39/0.70	0.31/0.62	0.39/0.70
Nominal voltage (V)	12		12		12	
Rated power consumption without coolant pump, part load/full load (W)	12/21	15/21	12/32	15/32	12/32	15/32
Fuels	Diesel EN 590	Gasoline EN 228	Diesel EN 590	Gasoline EN 228	Diesel EN 590	Gasoline EN 228
Operating temperature range (°C)	-40 to +80	-40 to +60	-40 to +80	-40 to +60	-40 to +80	-40 to +60
Dimensions L x W x H (mm)	218 x 91 x 147		218 x 91 x 147		218 x 91 x 147	
Weight (kg)	2.1		2.1		2.1	
Coolant pump U4847 Econ						
Volume flow against 0.14 bar (l/h)			500			
Dimensions L x W x H (mm)			96 x 75 x 80			
Weight (kg)			0.3			

*The Thermo Top Evo 5+ unit has an innovative system for controlling the coolant circuit.



Contents Scope of delivery/Installation kit

Part	SOD	IK	Description
1	■		Heater
2	■		Coolant pump U4847 Econ
3	■		Fuel pump DP42
4	■		Heater cable harness
5		■	Exhaust muffler
6		■	Air intake muffler
7		■	Coolant hose Di 18/Da 25/L 2000
8		■	Coolant connection piece 90°/ Da 18/2 off
9		■	Fuel hose Da 5/Di 2/L 5000
10		■	Flexible aluminum combustion air pipe Di 21.4/L 400
11		■	Flexible stainless steel exhaust pipe D 22/L 1000
12		■	Heater mount
13		■	Exhaust end fixing

Thermo Top Evo 4

Scope of delivery, heater	Order number
Thermo Top Evo 4 Diesel Basic	1314816B
Thermo Top Evo 4 Gasoline Basic	1314812B

Thermo Top Evo 5

Scope of delivery, heater	Order number
Thermo Top Evo 5 Diesel Basic	1314815B
Thermo Top Evo 5 Gasoline Basic	1314811B

Thermo Top Evo 5+

Scope of delivery, heater	Order number
Thermo Top Evo 5+ Diesel Basic	1314814A
Thermo Top Evo 5+ Gasoline Basic	1314810A

Installation kit	Order number
IK Thermo Top Evo Gasoline/Diesel Car AM	1314818D

Control element not included. Separate order required.

Water heaters

Thermo Pro 90



Light and robust

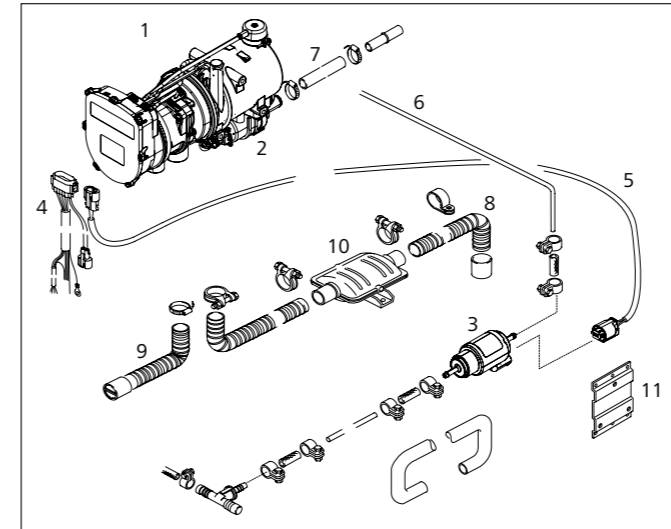
The Thermo Pro 90 is designed especially for use in large commercial and special vehicles and in minibuses. It heats up the engine very quickly to optimum starting temperatures. Both fuel consumption and exhaust emissions are therefore reduced in the starting phase. New functions such as altitude compensation, Arctic Start and sliding heating capacity control allow new areas of application, even under extreme conditions.

- Engine-independent heating mode for commercial vehicles with up to 9.1 kW heating capacity
- Highly efficient combustion technology
- An extremely high-quality product with a long service life
- Automatic altitude compensation as standard
- Available for retrofit and as original equipment

Technical data

Model overview	Thermo Pro 90	
	Diesel	
ECE approval number ECE R122 (heating)	E1 00 0320	
ECE approval number ECE R10 (EMC)	E1 04 6196	
Heating capacity, part load/full load/boost (kW)	1.8/7.6/9.1	
Fuel consumption, part load/full load/boost (l/h)	0.15/0.90/1.1	
Nominal voltage (V)	12	24
Rated power consumption without coolant pump, part load/full load (W)	37/80	
Fuels	Diesel EN 590; 100% FAME DIN EN 14214; Heating oil (EL) DIN 51603; NATO fuels F34, F58, F63	
Operating temperature range (°C)	-40 to +80	
Dimensions L x W x H (mm)	355 x 131 x 224	
Weight (kg)	4.9	
Automatic altitude compensation (m)	3,500	
Coolant pump U4840		
Volume flow against 0.31 bar (l/h)	700	
Dimensions L x W x H (mm)	134 x 53 x 90 (incl. connections)	
Weight (kg)	0.4	

*About 20 – 40% of the stated fuel consumption is compensated for by the reduced consumption of the preheated engine.



Contents SOD/Installation kit

Part	SOD	IK	Description
1	■		Heater
2	■		Coolant pump U4840
3	■		Fuel pump DP42
4		■	Heater cable harness
5		■	Fuel pump cable harness
6		■	Fuel hose Da 5/Di 2/L 6000
7		■	Molded coolant hose Di 20/Da 29/L 2200
8		■	Flexible stainless steel exhaust pipe D1 38/L 1000
9		■	Combustion air intake muffler D 30/L 1160
10		■	Exhaust muffler
11		■	Heater mount

Thermo Pro 90

Scope of delivery, heater	Order number
Thermo Pro 90 D 12 V Basic	9023075A
Thermo Pro 90 D 24 V Basic	9023076A

Installation kit	Order number
Installation kit Thermo Pro 90 12 V	9024620A
Installation kit Thermo Pro 90 24 V	9024621A
Installation kit Thermo Pro 90 12 V Longline	9028640A
Installation kit Thermo Pro 90 24 V Longline	9028639A

Control element not included. Separate order required.

Thermo Pro 90 HDD

Optimized product for defense and off-highway sectors.

Water heaters

DBW 2010/2016



Gentle on the engine, environmentally friendly and cost-effective

Thanks to its robust construction and engineering, the DBW is the best option in the high-power category up to 16 kW for heating large-volume cabins and cargo spaces. In the case of medium- to large-engined vehicles, the engine and the cabin can be heated simultaneously.

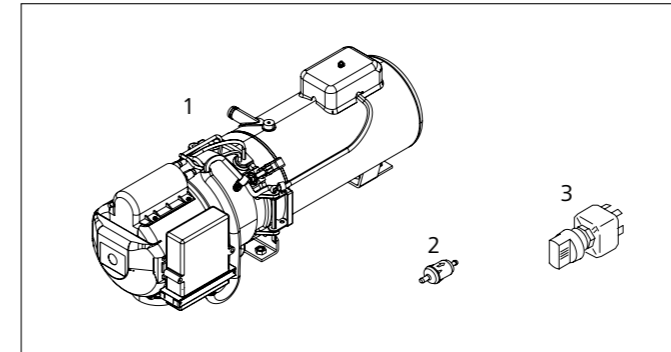
The reduction in costs due to lower fuel consumption and the avoidance of engine idling times increases the economic benefit provided by the vehicle and makes a contribution to reducing the burden on the environment. The long service life of the heater and of its components and the very low maintenance and repair costs ensure maximum vehicle utilization and operating times. For use in the rail sector, there is a special, powerful complete system with approval by the German Federal Office for Railroads.

- Quick and reliable readiness for operation, even at low temperatures
- Robust technology with low repair and maintenance costs
- Saves fuel by avoiding engine idling times
- Available for retrofit and as original equipment

Technical data

Model overview	DBW 2010		DBW 2016*	
	Diesel			
ECE approval number ECE R122 (heating)	E1 00 0006		E1 00 0001	
ECE approval number ECE R10 (EMC)	E1 04 6955		E1 04 6955	
Heating capacity (kW)	11.6		16.0	
Fuel consumption (l/h)	1.5		2.2	
Nominal voltage (V)	12	24	12	24
Rated power consumption mit/without coolant pump (W)	115/85		115/90	
Fuels	Diesel EN 590; Heating oil (EL) DIN 51603		Diesel EN 590; Heating oil (EL) DIN 51603	
Operating temperature range (°C)	-40 to +60		-40 to +60	
Dimensions L x W x H (mm)	584 x 205 x 228		584 x 205 x 228	
Weight (kg)	14.5		14.5	
Coolant pump U4840				
Volume flow against 0.31 bar (l/h)	700			
Dimensions L x W x H (mm)	134 x 53 x 90 (incl. connections)			
Weight (kg)	0.4			
Coolant pump U4814/Aquavent 5000				
Volume flow against 0.2 bar (l/h)	5,000			
Dimensions L x W x H (mm)	229 x 100 x 105			
Weight (kg)	2.1			

*DBW 2016 with railroad approval: type approval EBA 31 AZ3/0039/13



Contents Scope of delivery

Part	SOD	Description
1	■	Complete heater
2	■	Fuel filter
3	■	Switch

DBW 2010

Scope of delivery, heater	Order number
DBW 2010 12 V Standard	9023677A
DBW 2010 24 V Standard	9023678A

DBW 2016

Scope of delivery, heater	Order number
DBW 2016 12 V Standard	9012936A
DBW 2016 24 V Standard	9012935A
DBW 2016 24 V Railroad	9028785A

Water heaters

Spheros, Thermo 230/300/350



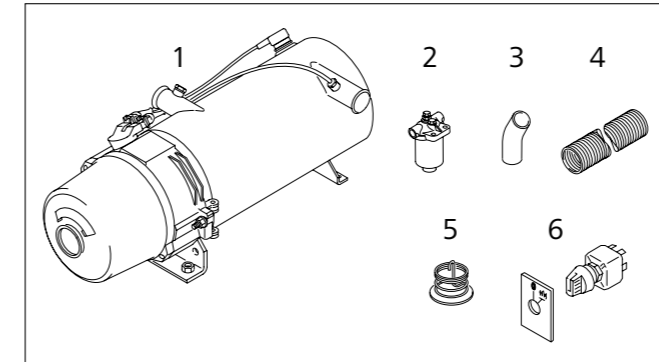
Ready to start immediately, even at low temperatures

These powerful water heaters raise high-power engines to their operating temperature before starting. In public or tourist buses, they quickly establish a comfortable temperature level in the passenger areas without the engine running. In the case of railcars or locomotives, engines are preheated before starting. Apart from considerations of readiness for operation, these water heaters thereby also ensure that the engine has a longer life expectancy. The supplementary heating function during operation ensures a comfortable interior temperature, even when outside temperatures are very low. These water heating systems go beyond the legal requirements to meet the high standards of bus manufacturers as well.

- Water heaters with 20/30/35 kW heating capacity
- Optional preheating of fuel
- Quick installation thanks to complete preconfigured systems

Technical data

Model overview	Thermo 230	Thermo 300	Thermo 350
	Diesel		
ECE approval number ECE R122 (heating)	E1 00 0007	E1 00 0008	E1 00 0009
ECE approval number ECE R10 (EMC)	E1 03 1010		
Heating capacity (kW)	23	30	35
Fuel consumption (l/h)	3.5	4.0	4.5
Nominal voltage (V)	24		
Rated power consumption without coolant pump (W)	65	110	140
Fuels	Diesel EN 590; Heating oil (EL) DIN 51603		
Operating temperature range (°C)	-40 to +85		
Dimensions L x W x H (mm)	610 x 246 x 220		
Weight (kg)	19.0		
Coolant pump U4814/Aquaavent 5000			
Volume flow against 0.2 bar (l/h)	5000		
Dimensions L x W x H (mm)	229 x 100 x 105		
Weight (kg)	2.1		
Coolant pump U4854/Aquaavent 5000S			
Volume flow against 0.2 bar (l/h)	5000		
Dimensions L x W x H (mm)	249 x 100 x 105		
Weight (kg)	2.2		
Coolant pump U4856/Aquaavent 6000SC			
Volume flow against 0.4 bar (l/h)	6000		
Dimensions L x W x H (mm)	229 x 110 x 115		
Weight (kg)	2.5		



Contents Scope of delivery

Part	SOD	Description
1	■	Heater
2	■	Fuel filter
3	■	Silicone hose
4	■	Molded hose
5	■	Exhaust deflector
6	■	Switch

Thermo 230

Scope of delivery, heater	Order number
Thermo 230 24 V	9810065A

Thermo 300

Scope of delivery, heater	Order number
Thermo 300 24 V	9810066A

Thermo 350

Scope of delivery, heater	Order number
Thermo 350 24 V	9810067A

Thermo Rail 230/300/350 heaters on request.

Water heaters

Spheros, Thermo S230/300/350/400



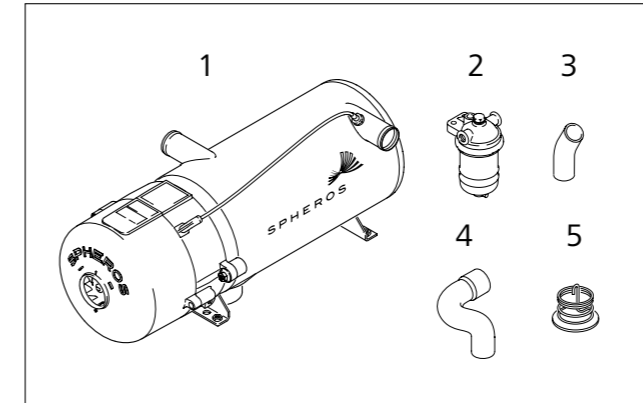
Powerful and kind to the environment

The powerful water heaters of the Thermo S series raise high-power engines to their operating temperature before starting. In public or tourist buses, they quickly establish a comfortable temperature level in the passenger areas without the engine running. Apart from considerations of readiness for operation, preheating the engine also ensures that the engine has a longer life expectancy. A modified sensor system significantly reduces exhaust and noise emissions. The supplementary heating function during operation ensures a comfortable interior temperature, even when outside temperatures are very low. These water heating systems go beyond the legal requirements to meet the high standards of bus manufacturers as well.

- Operational even at very low outside temperatures
- A comfortable interior temperature right from the start and while driving
- Preconfigured complete systems for less installation work
- An integrated diagnostic function reduces out-of-service and down times of the vehicle.
- Optional preheating of the fuel

Technical data

Model overview	Thermo S230	Thermo S300	Thermo S350	Thermo S400
	Diesel			
ECE approval number ECE R122 (heating)	E1 00 0226	E1 00 0227	E1 00 0228	E1 00 0225
ECE approval number ECE R10 (EMC)	E1 03 5266			
Heating capacity (kW)	23	30	35	40
Fuel consumption (l/h)	3.0	3.6	4.3	4.9
Nominal voltage (V)	24			
Rated power consumption without coolant pump (W)	65	90	120	120
Fuels	Diesel EN 590; Heating oil (EL) DIN 51603			
Operating temperature range (°C)	-40 to +100			
Dimensions L x W x H (mm)	610 x 247 x 220			
Weight (kg)	18.8			
Coolant pump U4814/Aquavent 5000				
Volume flow against 0.2 bar (l/h)	5000			
Dimensions L x W x H (mm)	229 x 100 x 105			
Weight (kg)	2.1			
Coolant pump U4854/Aquavent 5000S				
Volume flow against 0.2 bar (l/h)	5000			
Dimensions L x W x H (mm)	249 x 100 x 105			
Weight (kg)	2.2			
Coolant pump U4856/Aquavent 6000SC				
Volume flow against 0.4 bar (l/h)	6000			
Dimensions L x W x H (mm)	229 x 110 x 115			
Weight (kg)	2.5			



Contents Scope of delivery

Part	SOD	Description
1	■	Heater
2	■	Fuel filter
3	■	Silicone hose
4	■	Molded hose
5	■	Exhaust deflector

Thermo S230

Scope of delivery, heater	Order number
Thermo S 230.004	9810115A

Thermo S300

Scope of delivery, heater	Order number
Thermo S 300.002	9810105A

Thermo S350

Scope of delivery, heater	Order number
Thermo S 350.022	9810108A

Thermo S400

Scope of delivery, heater	Order number
Thermo S 400.003	9810175A

Control element not included. Separate order required.

Water heaters

Control elements








	Thermo Top C/E	Thermo Pro 50 Eco	Thermo Top Evo	Thermo Pro 90	DBW 2010/2016	Thermo 230/300/350	Dual Top Evo	Order number
 <p>MultiControl Car 12/24 V – Menu-driven user interface – Immediate start button – 7-day timer – Operation indicator – Integrated temperature sensor – Individual configuration possible</p>	■		■					9029783A
 <p>MultiControl holding frame – Fastened by screws at the mounting point – MultiControl is clicked into the holding frame</p>	■		■					9030077A
 <p>Standard digital timer 12/24 V – Integrated wake-up function 3 preselectable on-times per day, programmable 7 days in advance – Continuous heating possible – In the case of DBW 2010/2016 and Thermo 230/300/350, operation is only possible in combination with relays – Cover panel dimensions (L x W): 89 x 42 mm – Installation depth including plug: 51 mm – Limited availability due to end of production</p>	■	■	■	■	■			88204A
 <p>Small component kit for standard/combination timer For connection of standard and combination digital timers.</p>	■	■	■	■	■			88191B
 <p>Space thermostat, 3 position controller – Switches vehicle blower, 10 to 30 V – In the case of DBW 2010/2016 and Thermo 230/300/350, operation is only possible in combination with relays – Cover panel dimensions (L x W): 89 x 42 mm – Installation depth including plug: 51 mm – Limited availability due to end of production</p>	■	■	■	■	■			34875A
 <p>Digital timer 1533 – 12 V – Heating time up to 1 hour, 3 preselectable on-times per day – Limited availability due to end of production</p>	■		■					1301122D
 <p>Rotary switch with function indicator 12 V 24 V – Switching current 15 amps – Green light to indicate operation – With switch position plate and connection plugs</p>	■		■	■	■			109995 109999
 <p>Switch position plate – For rotary switches with operation indicator No. 109995 and 109999 – Printed foil, (H x B): 41 x 35 mm</p>	■	■	■	■	■			1321017A
 <p>Printed rocker switch – Changeover switch for heating and ventilation mode – Printed with flame and fan symbol, switching current 3 amps, with connection materials – Cover panel dimensions (L x W): 19 x 14 mm</p>	■							9002546A

	Thermo Top C/E	Thermo Pro 50 Eco	Thermo Top Evo	Thermo Pro 90	DBW 2010/2016	Thermo 230/300/350	Dual Top Evo	Order number
 <p>Rocker switch – Changeover switch for Thermo Top C Motorcaravan – With connection materials – Printed with engine and cab symbol, with connection materials – Cover panel dimensions (L x W): 19 x 14 mm</p>	■							9011485B
 <p>Installation frame kit, short – For standard/combination digital timer and space thermostat, 3 position controller – With installation materials</p>	■	■	■	■	■			474630
 <p>Installation kit, long – For standard/combination digital timer and space thermostat, 3 position controller – With installation materials</p>	■	■	■	■	■			476404
 <p>Installation housing kit – For standard/combination digital timer and space thermostat, 3 position controller – With installation materials</p>	■	■	■	■	■			475866
 <p>Remote control Telestart T91 – 12 V, with check-back signal, incl. 1 handheld transmitter with battery, receiver, self-adhesive window antenna and Y adapter – Programmable heating time up to 120 min</p>	■		■	■				1314635A
 <p>Hand-held transmitter T91 Incl. battery</p>	■		■	■				1314636A

Water heaters


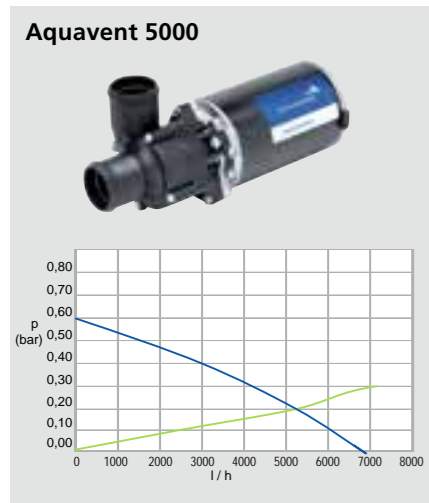
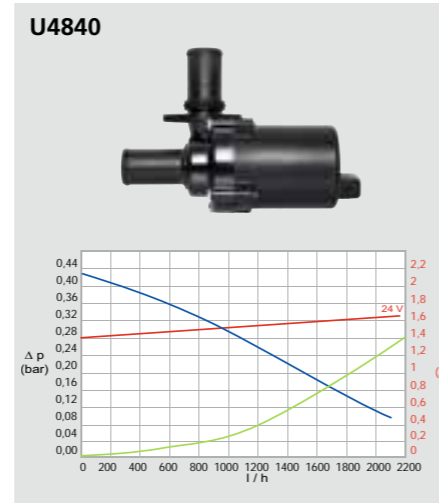


Control elements

	Thermo Top C/E	Thermo Pro 50 Eco	Thermo Top Evo	Thermo Pro 90	DBW 2010/2016	Thermo 230/300/350	Dual Top Evo	Order number
 <p>Remote control Telestart T91 Holiday with continuous heating function</p> <ul style="list-style-type: none"> - 12 V - With check-back signal, incl. 1 handheld transmitter with battery, receiver, self-adhesive window antenna and Y adapter 	■	■	■					9018150B
 <p>Battery for hand-held transmitter T91</p>	■		■	■				9014840A
 <p>Battery compartment cover for hand-held transmitter T91</p>	■		■	■				1320216A
 <p>Receiver T91</p>	■		■	■				1319898A
 <p>Self-adhesive window antenna</p> <p>For remote controls Telestart T91/T100 HTM</p>	■		■	■				1320938A
 <p>Cable harness for ventilation mode</p> <p>For controlling the vehicle blower without heating mode</p>	■							67869B
 <p>Remote control Telestart T100 HTM</p> <ul style="list-style-type: none"> - Including 1 hand-held transmitter with battery, receiver, self-adhesive window antenna, ESV adapter and temperature sensor HTM - Automatic heating time calculation 	■		■	■				1314637A

	Thermo Top C/E	Thermo Pro 50 Eco	Thermo Top Evo	Thermo Pro 90	DBW 2010/2016	Thermo 230/300/350	Dual Top Evo	Order number
 <p>Hand-held transmitter T100 HTM</p> <p>Incl. battery</p>	■		■	■				1314638B
 <p>Battery for hand-held transmitter T100 HTM</p>	■		■	■				9011356B
 <p>Battery compartment cover for hand-held transmitter T100 HTM</p>	■		■	■				1320946A
 <p>Receiver T100 HTM</p>	■		■	■				1320353A
 <p>ESV adapter cable harness for T91 and T100 HTM</p> <p>For connection of receiver, temperature sensor HTM and digital timer with heater</p>	■		■	■				1320949A
 <p>Temperature sensor T 100 HTM</p>	■		■	■				1319921A
 <p>Remote control by phone Thermo Call TC3</p> <ul style="list-style-type: none"> - 12/24 V - Incl. GSM module, cable harness, GSM antenna and push-button - Operation via app. for iOS and Android - In the case of DBW 2010/2016, operation is only possible in combination with relays 	■	■	■	■	■	■	■	7100350C

Water heaters

Coolant pumps



Volume flow with water/glycol mixture (50:50) 20°C

Flow resistance when the pump is stationary

Rated power consumption

Technical data

Model overview	U4846	U4847 Econ	U4840	Aquavent		
				5000	5000 S	6000 S/6000 SC
Nominal voltage (V)	12/24			12/24	24	24
Max rated power consumption (W)	28		29	104		210
Volume flow (l/h)	700 (against 0.3 bar)	500 (against 0.14 bar)	700 (against 0.34 bar)	5,000 (against 0.2 bar)	5,000 (against 0.2 bar)	6,000 (against 0.4 bar)
Dimensions L x W x H (mm)	180 x 74 x 112	95 x 65 x 85 (130° connection piece)	134 x 53 x 90	249 x 100 x 105		229 x 110 x 115
Water connection, Ø (mm)	20			38		
Weight (kg)	0.8	0.3	0.4	2.1	2.2	2.4

U4846

Model overview	Order number
Kit U4846 coolant pump 12 V, including fastening materials	1322465A
Kit U4846 coolant pump 24 V, including fastening materials	1322413A
U4846 coolant pump 12 V	1322438A
U4846 coolant pump 24 V	1322429A

U4847 Econ

Model overview	Order number
U4847 Econ coolant pump 12 V, 130° connection piece	9002514B
U4847 Econ coolant pump 24 V	98237A

U4840

Model overview	Order number
U4840 coolant pump 12 V	1321930A
U4840 coolant pump 24 V	1321932A
U4840 coolant pump 12 V, replacement kit for U4810 Ident. No. 458384	9024184B
U4840 coolant pump 24 V, replacement kit for U4810 Ident. No. 458392	9024185B
U4840 coolant pump 24 V, replacement kit for U4810 Ident. No. 458414	9024186B
U4840 coolant pump 24 V, replacement kit for U4810 Ident. No. 458422	9024187B
U4840 coolant pump 24 V, replacement kit for U4810 Ident. No. 126660	9024188B
U4840 coolant pump 24 V, replacement kit for U4810 Ident. No. 467782	9024189B

Aquavent 5000/5000 S






Model overview	Order number
Aquavent 5000 (U4814) coolant pump 24 V	9810031A
Aquavent 5000 (U4814) coolant pump 12 V (AMP)	9810032A
Aquavent 5000 (U4814) coolant pump 24 V (AMP)	9810033A
Aquavent 5000 S (U4854) coolant pump (AMP 6.2)	9810179B
Aquavent 5000 S (U4854) coolant pump (MB)	9810182B
Aquavent 5000 S (U4854) coolant pump (G+H 2.8)	9810184B







Aquavent 6000 C/6000 SC

Model overview	Order number
Aquavent 6000 C (U4855) coolant pump (AMP 6.3) with stand	1315175B
Aquavent 6000 C (U4855.01) coolant pump (AMP 6.3)	9810015A
Aquavent 6000 C (U4855.04) coolant pump (G+H)	9810020A
Aquavent 6000 C (U4855.06) coolant pump (PACKARD)	9810167A
Aquavent 6000 C (U4855.08) coolant pump (AMP DC)	9810021A
Aquavent 6000 SC (U4856.01) coolant pump (AMP 6.3) with stand	1311280B
Aquavent 6000 SC (U4856.04) coolant pump (G+H 2.8)	9810185A
Aquavent 6000 SC (U4856.06) coolant pump (PACKARD)	9810188A
Aquavent 6000 SC (U4856.08) coolant pump (AMP DC)	9810017A

Heating Systems

Vehicle-specific installation kits for light-duty vehicles







Model	From model year	Heater	Fuel	Order number		Control elements					
				Heater scope of supply	Installation kit						
Citroën											
Nemo	2008	Thermo Top C	Diesel, gasoline	Diesel: 9003168C Gasoline: 9003167C	1313749C	–	1301122D	–	1314635A	1314637A	7100350C
Berlingo	2008	Thermo Top C	Diesel	9003168C	AC: 1313672C ACC: 1313673C	–	1301122D	–	1314635A	1314637A	7100350C
Berlingo	2008	Thermo Top C	Gasoline	9003167C	AC: 1313670D ACC: 1313671D	–	1301122D	–	1314635A	1314637A	7100350C
Jumpy	2007	Thermo Top C	Diesel	9003168C	AC: 1313563C ACC: 1313585E	–	1301122D	–	1314635A	1314637A	7100350C
Jumpy	2007	Auxiliary heater	Diesel	–	Upgrade kit AC: 1313104E ACC: 1313103E	–	1301122D	–	1314635A	1314637A	7100350C
Jumper	2006	Thermo Top C	Diesel	9003168C	1311342D + ACC: 1314416A	–	1301122D	–	1314635A	1314637A	7100350C
Jumper	2009	Air Top 2000 ST	Diesel	9022047A + 9022050B	1315904A	82819B	–	9010385A	1314635A + 1311194A	1314637A + 1311194A	7100350C
Fiat											
Fiorino	2008	Thermo Top C	Diesel, gasoline	Diesel: 9003168C Gasoline: 9003167C	1313749C	not possible	1301122D	–	1314635A	1314637A	7100350C
Doblo	2007	Thermo Top C	Diesel, gasoline	Diesel: 9003168C Gasoline: 9003167C	1300633D	not possible	1301122D	–	1314635A	1314637A	7100350C
Doblo	2010	Thermo Top Evo 5	Diesel	1314815A	1315993C	not possible	1301122D	–	1314635A	1314637A	7100350C
Scudo	2007	Thermo Top C	Diesel (RHK – 88 kW)	9003168C	AC: 1313563C ACC: 1313585E	not possible	1301122D	–	1314635A	1314637A	7100350C
Scudo	2007	Auxiliary heater	Diesel (9HU, RHK, RHR)	–	Upgrade kit AC: 1313104C ACC: 1313103E	not possible	1301122D	–	1314635A	1314637A	7100350C
Ducato	2006	Thermo Top C	Diesel	9003168C	1311342D + ACC: 1314416A	not possible	1301122D	–	1314635A	1314637A	7100350C
Ducato	2006	Air Top 2000 ST	Diesel	9022047A + 9022050B	1315904A	82819B	–	9010385A	1314635A + 1311194A	1314637A + 1311194A	7100350C

Model	From model year	Heater	Fuel	Order number		Control elements					
				Heater scope of supply	Installation kit						
Ford											
Connect	2003	Thermo Top C	Diesel, gasoline	Diesel: 9003168C Gasoline: 9003167C	1312556A	not possible	1301122D	–	1314635A	1314637A	7100350C
Transit	2007	Thermo Top C	Diesel, gasoline	Diesel: 9003168C Gasoline: 9003167C	1311724A	not possible	1301122D	–	1314635A	1314637A	7100350C
Transit	2007	Air Top 2000 ST	Diesel	9022047A + 9022050B	1311683B	82819B	–	9010385A	1314635A + 1311194A	1314637A + 1311194A	7100350C
Transit	2008	Thermo Top C	Diesel	9003168C	1314798A	not possible	1301122D	–	1314635A	1314637A	7100350C
Mercedes											
Vito	2009	Air Top 2000 ST	Diesel	9022047A	1315777A	82819B	–	9010385A	1314635A + 1311194A	1314637A + 1311194A	7100350C
Sprinter	2009	Air Top 2000 ST	Diesel	9022047A	1315775A	82819B	–	9010385A	1314635A + 1311194A	1314637A + 1311194A	7100350C
Sprinter	2009	Air Top Evo 3900 ²⁾	Diesel	9019198B	1315776A	82819B	–	9010385A	1314635A + 1311194A	1314637A + 1311194A	7100350C
Nissan											
Primastar	2007	Thermo Top C	Diesel	9003168C	1303346B	not possible	1301122D	–	1314635A	1314637A	7100350C
Primastar	2007	Air Top 2000 ST	Diesel	9022047A + 9022050B	1312231A	82819B	–	9010385A	1314635A + 1311194A	1314637A + 1311194A	7100350C
Interstar	2007	Thermo Top C	Diesel	9003168C	1303350A	not possible	1301122D	–	1314635A	1314637A	7100350C
Interstar	2007	Air Top Evo 3900 ²⁾	Diesel	9019198B + 9019428A	without partition wall: 1312622C with partition wall: 1311959C	82819B	–	9010385A	1314635A + 1311194A	1314637A + 1311194A	7100350C

Heating Systems

Vehicle-specific installation kits for light-duty vehicles

Model	From model year	Heater	Fuel	Order number		Control elements					
				Heater scope of supply	Installation kit						
Opel											
Vivaro	2007	Thermo Top C	Diesel	83344D	9002568H	–	1301122D	–	1314635A	1311328A (with Opel logo)	7100350C
Vivaro	2001 Passenger compartment installation	Air Top 2000 ST	Diesel	1311064A	1312245A + with partition wall: 1312246A	82819B	–	included in kit	1314635A + 1311194A	1311328A (with Opel logo)	7100350C
Vivaro	2001 Underfloor installation for passengers	Air Top 2000 ST	Diesel	1311064A	1311322C	82819B	–	included in kit	1314635A + 1311194A	1311328A (with Opel logo)	7100350C
Movano	2004	Thermo Top C	Diesel	83344D	9009282D	–	1301122D	–	1314635A	1303704C (with Opel logo)	7100350C
Movano	2007	Air Top Evo 3900 ²⁾	Diesel	1311388B	1311389C	82819B	–	included in kit	1314635A + 1311194A + 70813B	1311328A (with Opel logo)	7100350C
Movano	2009	Thermo Top Evo 5	Diesel	1314815A	1316166B	–	1301122D	–	1314635A	1303704C (with Opel logo)	7100350C
Movano	2010	Air Top Evo 3900 ²⁾	Diesel	9019198B	1316147B (with partition wall)	82819B	–	9010385A	1314635A + 1311194A + 70813B	1311328A (with Opel logo)	7100350C
Peugeot											
Bipper	2008	Thermo Top C	Diesel, gasoline	Diesel: 9003168C Gasoline: 9003167C	1313749C	not possible	1301122D	–	1314635A	1314637A	7100350C
Partner	2008	Thermo Top C	Diesel	9003168C	AC: 1313672C ACC: 1313673C	not possible	1301122D	–	1314635A	1314637A	7100350C
Partner	2008	Thermo Top C	Gasoline	9003167C	AC: 1313670D ACC: 1313671D	not possible	1301122D	–	1314635A	1314637A	7100350C
Expert	2007	Thermo Top C	Diesel	9003168C	AC: 1313563C ACC: 1313585E	not possible	1301122D	–	1314635A	1314637A	7100350C
Expert	2007	Auxiliary heater	Diesel	–	Upgrade kit: AC: 1313104B ACC: 1313103C	not possible	1301122D	–	1314635A	1314637A	7100350C
Boxer	2006	Thermo Top C	Diesel	9003168C	1311342D + ACC: 1314416A	not possible	1301122D	–	1314635A	1314637A	7100350C
Boxer	2009	Air Top 2000 ST	Diesel	9022047A + 9022050B	1315904A	82819B	–	9010385A	1314635A + 1311194A	1314637A + 1311194A	7100350C

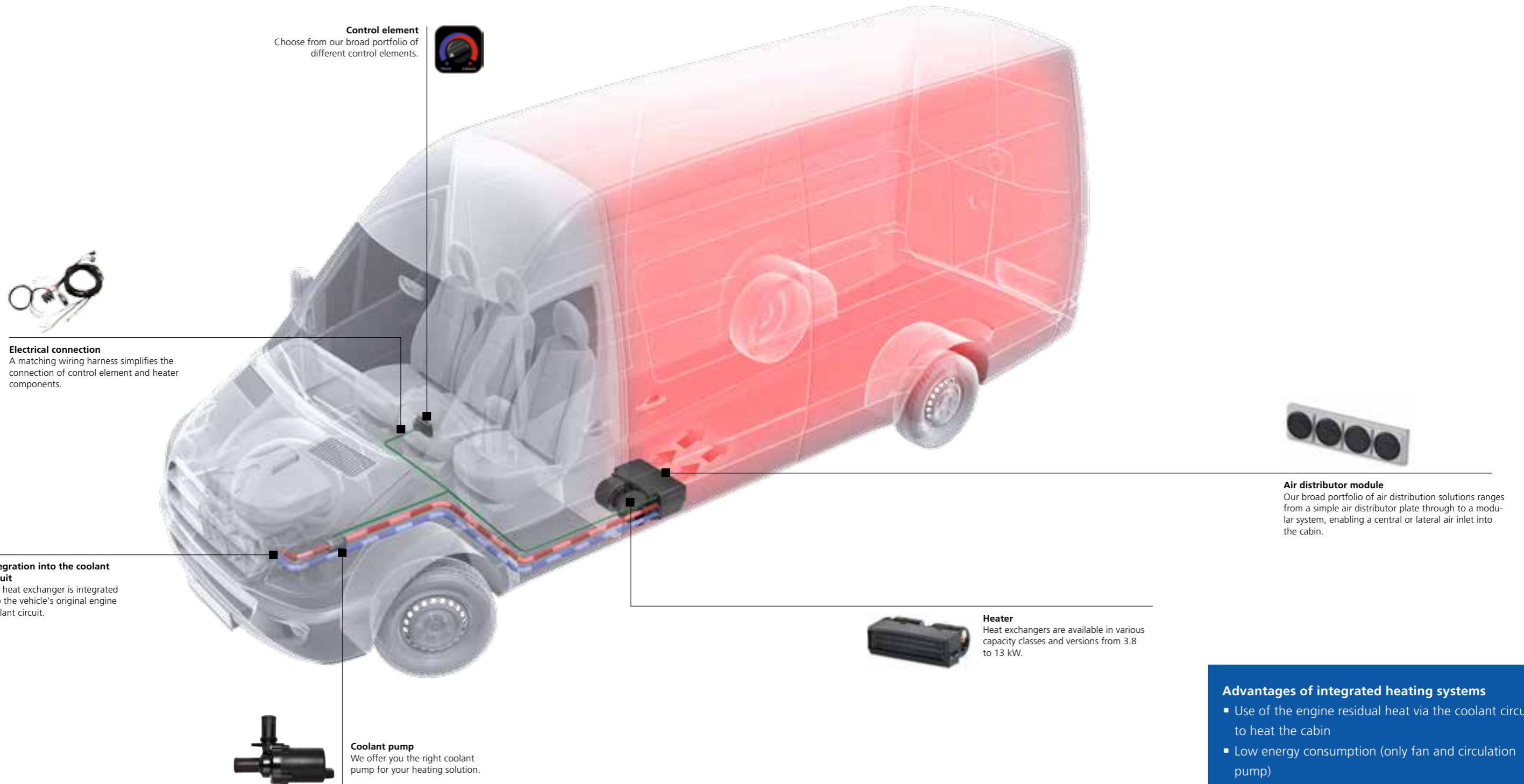
Model	From model year	Heater	Fuel	Order number		Control elements					
				Heater scope of supply	Installation kit						
Renault											
Kangoo	2008	Thermo Top C	Diesel	9003168C	1313682B	not possible	1301122D	–	1314635A	1314637A	7100350C
Kangoo	2008	Thermo Top C	Gasoline	9003167C	1313591B	not possible	1301122D	–	1314635A	1314637A	7100350C
Trafic	2007	Thermo Top C	Diesel	9003168C	1303346B	not possible	1301122D	–	1314635A	1314637A	7100350C
Trafic	2007	Air Top 2000 ST	Diesel	9022047A + 9022050B	1312232A + 1312231B	82819B	–	9010385A	1314635A + 1311194A	1314637A + 1311194A	7100350C
Master	2007	Thermo Top C	Diesel	9003168C	1303350A	–	1301122D	–	1314635A	1314637A	7100350C
Master	2007	Air Top Evo 3900 ²⁾	Diesel	9019198B + 9019428A	without partition wall: 1312622C with partition wall: 1311959C	82819B	–	9010385A	1314635A + 1311194A + 70813B	1314637A + 1311194A + 70813B	7100350C
Master	2009	Thermo Top Evo 5	Diesel	1314815A	1316166B	–	1301122D	–	1314635A	1314637A	7100350C
Master	2010	Air Top Evo 3900 ²⁾	Diesel	9019198B + 9019428A	1316147B (with partition wall)	82819B	–	9010385A	1314635A + 1311194A + 70813B	1314637A + 1311194A + 70813B	7100350C
VW											
T5	2004	Auxiliary heater	Diesel	–	AC upgrade kit: 9012103D ACC: 9012104E	not possible	1301122D	–	1314635A	1314637A	7100350C
T5	2003	Thermo Top C	Diesel	9003168C	9014130A + with AC: 9014133A	not possible	1301122D	–	1314635A	1314637A	7100350C
T5	2010	Thermo Top C	Diesel	9003168C	1315558A	not possible	1301122D	–	1314635A	1314637A	7100350C
T5	2003	Air Top 2000 ST	Diesel, gasoline	Diesel: 9022047A Gasoline: 9022048A + 9022050B	9014156A + for model without auxiliary heater: 1300823C	82819B	–	9010385A	1314635A + 1311194A	1314637A + 1311194A	7100350C

1) Thermo Call app only in connection with Thermo Call, the app needs to be ordered separately.

2) Delivery scopes with Air Top Evo 3900 heater will be gradually converted to successor Air Top Evo 40.

Application of an integrated heat exchanger

The integrated Webasto heating systems use the engine residual heat to heat the vehicle. They are available in different capacity variants (3.8 to 13 kW) and are integrated into the coolant circuit. An extensive range of accessories is available for the installation.



Control element
Choose from our broad portfolio of different control elements.



Electrical connection
A matching wiring harness simplifies the connection of control element and heater components.

Integration into the coolant circuit
The heat exchanger is integrated into the vehicle's original engine coolant circuit.



Coolant pump
We offer you the right coolant pump for your heating solution.



Heater
Heat exchangers are available in various capacity classes and versions from 3.8 to 13 kW.



Air distributor module
Our broad portfolio of air distribution solutions ranges from a simple air distributor plate through to a modular system, enabling a central or lateral air inlet into the cabin.

Advantages of integrated heating systems

- Use of the engine residual heat via the coolant circuit to heat the cabin
- Low energy consumption (only fan and circulation pump)
- Individual choice of heat exchanger installation position

Integrated heat exchangers

3.8 to 13.0 kW heating capacity



Pleasantly warm in commercial vehicles and minibuses

The integrated heat exchangers are versatile and are the ideal solution for heating the interiors of minibuses and commercial vehicles. In these systems, the waste heat from the engine is used for heating, being transferred via the coolant circuit. These products can be installed under the dashboard or under the roof, for example. In addition to high reliability, these heat exchanger are also distinguished by a long service life.

A large range of accessories, such as control elements and air ducts, offer high flexibility.

- Heating solutions with a heating capacity from 3.8 to 13.0 kW
- Optimum integration into various vehicle structures thanks to versatile installation options
- Low energy consumption
- High-quality reliable components from proven series-production processes

Technical data

Model overview	Sydney	Stoccolma	Houston	Toronto	Nevada	Phoenix	Cyprus
Nominal heating capacity (kW)	3.8		6.5	7.0	7.7	8.6	13.0
Nominal voltage (V)	12/24	12	12/24	12	12/24	12/24	12/24
Max. total power consumption at 12 V (A)	4.2	3.5	14.0	8.6	12.4	8.4	24.0
Max. blower volume flow (m³/h)	170		420	450	630	450	800
Dimensions L x W x H (mm)	260 x 180 x 130	270 x 195 x 330	220 x 230 x 165	590 x 380 x 160	570 x 460 x 175	385 x 235 x 125	545 x 300 x 175
Weight (kg)	1.3	2.5	2.8	4.2	4.0	3.0	4.0
Water connection, Ø (mm)	16						
Air duct connection	-		-		2 connections for air duct, 70 x 90 mm (see product photo)	-	



Sydney

Model overview	Scope of delivery	Order number
Sydney 12 V	Heating system	62U003CC048B
Sydney 24 V		62U003CC049B

Stoccolma

Model overview	Scope of delivery	Order number
Stoccolma 12 V	Heating system with control element	62U003CC051A

Houston

Model overview	Scope of delivery	Order number
Houston 12 V	Heating system	62U003CC017A
Houston 24 V		62U003CC018A

Toronto

Model overview	Scope of delivery	Order number
Toronto 12 V	Heating system with control element	62U003CC012A

Nevada

Model overview	Scope of delivery	Order number
Nevada 12 V	Heating system	62U003CC074A
Nevada 24 V		62U003CC087A

Phoenix

Model overview	Scope of delivery	Order number
Phoenix 12 V	Heating system	62U003CC019B
Phoenix 24 V		62U003CC020B



Cyprus

Model overview	Scope of delivery	Order number
Cyprus 12 V	Heating system	62U003CC052A
Cyprus 24 V		62U003CC053A

The performance data for your application may differ from the nominal values. These depend on various conditions, such as the air ducts and the climate. Products are supplied together with product documentation. Unless stated otherwise, the control element is not included.

Integrated heat exchangers

Control elements

	Sydney	Stoccolma	Houston	Toronto	Nevada	Phoenix	Cyprus	Order number
	Heating control switch							
		■		■	■	■	■	62A03998A
		■		■	■	■	■	620282129A
		■		■	■	■	■	620282102A
								Without electric water valve, controller and signal cable, 12/24 V With electric water valve, controller and signal cable, 12 V With electric water valve, controller and signal cable, 24 V – 50 x 50 x 5 mm (W x H x D) – Mechanical control of the water valve for the heater
	3-position blower switch							
		■		■	■	■	■	62A04001A
								– 12/24 V – 53 x 50 x 5 mm (W x H x D) – Mechanical control of fan speed



Air-conditioning Systems

Webasto air-conditioning systems offer your customers a wide variety of advantages:

Worthwhile investment

- High-quality and reliable components from proven series production
- All components for air-conditioning systems available from a broad product range
- Individual combination of the system components for specific application solutions
- Vehicle-specific installation kits for optimum integration
- Low maintenance costs









More safety and greater comfort

- Optimum temperature and humidity at all times
- High efficiency in all temperature ranges
- Greater concentration and thus greater safety
- Quiet operation thanks to high-quality fans
- Constant temperature in the interior thanks to intelligent temperature management
- Uniform air distribution thanks to modular air system components

Optimum transport of perishable goods

- Constant temperature in the refrigerated compartment thanks to automatic temperature control
- All air-conditioning components can be individually integrated into the vehicle
- Coverage of different temperature ranges through the use of different refrigerants

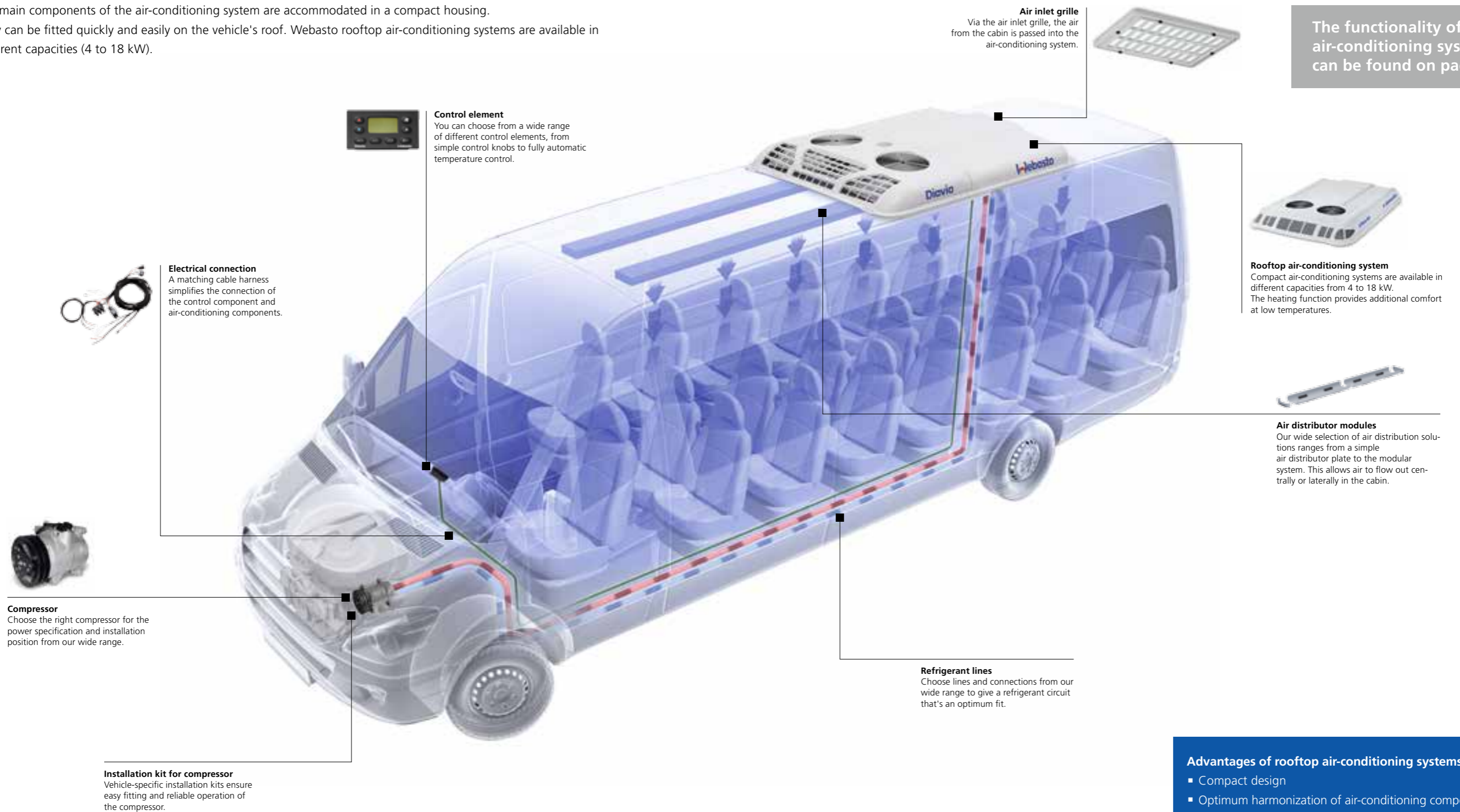
The tailor-made Webasto air-conditioning solution for every area

	Cooling capacity (kW)								
Rooftop AC systems	3.5 – 18.0		■	■	■		■		■
Bus AC systems	23.0 – 50.0				■				
Cool Top Vario 10 E	1.0		■						
Integrated AC systems	4.0 – 16.0			■	■		■		■
Transport refrigeration systems	0.7 – 5.0			■					

Apart from our wide range of standard products, we also offer you individual system solutions.

Application of a rooftop air-conditioning system

The main components of the air-conditioning system are accommodated in a compact housing. They can be fitted quickly and easily on the vehicle's roof. Webasto rooftop air-conditioning systems are available in different capacities (4 to 18 kW).



The functionality of an air-conditioning system can be found on page 130.

- Advantages of rooftop air-conditioning systems**
- Compact design
 - Optimum harmonization of air-conditioning components
 - Quick and easy installation
 - Additional comfort options (heating or fresh air)
 - Proven, high-quality, standard component

Rooftop air-conditioning systems

4.0 to 9.9 kW cooling capacity



First-class air-conditioning in commercial vehicles and in construction and agricultural machinery

These rooftop air-conditioning systems are versatile, and can be used for the mini buses, ambulances and fire fighting vehicles and for construction and agricultural machinery. These units are very reliable and have a long service life. There is a wide range of accessories, such as control elements, air ducts and installation sets, available for these air-conditioning systems. The housings of these air-conditioning systems can be painted to match the color of the vehicle.

For complete air-conditioning solutions, the Portofino model has an optional heating function.

- Air-conditioning systems with a cooling capacity of 4.0 to 9.9 kW
- Compact construction and aerodynamic design
- High efficiency in relation to the dimensions
- High-quality and reliable components from proven series production processes
- Easy installation and low maintenance

Technical data

Model overview	Compact Cooler 4 E	Portofino	Minsk	Compact Cooler 5	Rimini	Turin
Nominal cooling capacity (kW)	3.5	4.0	5.0	5.0	6.2	8.4
Heating capacity (optional) (kW)	-	5.0	-			
Refrigerant	R134a					
Nominal voltage (V)	24	12/24				
Max. operating temperature (°C)	-	45				
Max. total power consumption at 12 V (A)	-	20.0	9.0	15.0	20.0	29.5
Max. total power consumption at 24 V (A)	68.0	-	-	-	-	-
Max. volume flow of evaporator blower (m³/h)	550	400	450	630	550	760
Dimensions L x W x H (mm)	1110 x 774 x 215	600 x 900 x 190	505 x 460 x 145	750 x 760 x 165	605 x 800 x 165	730 x 830 x 170
Weight (kg)	52.0	15.5	6.0	23.0	23.5	29.0
Inlet connection	-	Connection 3/4"-16 UNF-2A	-	Connection 3/4"-16 UNF-2A		
Outlet connection	-	Connection 7/8"-14 UNF-2A	-	Connection 7/8"-14 UNF-2A		
Expansion valve	-	Block valve	Angle valve	Block valve		
Accessories	-	Additional mount, heating kit	External connection kit	E-Unit	-	



Compact Cooler 4 E

Model overview	Scope of delivery	Order number
Compact Cooler 4E 24 V	Air-conditioning system with control element, air distributor plate, Standard installation kit without 6 m hoses	9023838A
Compact Cooler 4E 24 V	Air-conditioning system with control element, air distributor plate, Electric thermostat, Standard installation kit without 6 m hoses	9023839A

Portofino

Model overview	Scope of delivery	Order number
Portofino 12 V	Air-conditioning system	62U003FF081EB
Portofino 24 V		62U003FF082EB
Accessories		
Additional mount		62U003AA130A
Heating kit		62A031064A

Minsk

Model overview	Scope of delivery	Order number
Minsk 12 V	Evaporator unit	62U003FF083EC
Minsk 24 V		62U003FF124EC
Accessories		
External connection kit	for external refrigerant connection	62A031024A

Compact Cooler 5

Model overview	Scope of delivery	Order number
Compact Cooler 5 12 V	Air-conditioning system with control element, air distributor plate	9023843A
Compact Cooler 5 24 V		9023842A
Compact Cooler 5 12 V	Air-conditioning system with control element, air distributor plate, electronic thermostat	9023845A
Compact Cooler 5 24 V		9023844A
Compact Cooler 5 12 V	Air-conditioning system with control element, air distributor plate, Standard installation kit with 6 m hoses	9023841A
Compact Cooler 5 24 V		9023840A
Compact Cooler 5 24 V	Air-conditioning system with control element, air distributor plate, electronic thermostat, external refrigerant lines	9023846A
Compact Cooler 5 24 V	Air-conditioning system	9022993B
Accessories		
E-Unit	with electric motor and compressor	9004866B

Rimini

Model overview	Scope of delivery	Order number
Rimini 12 V	Air-conditioning system	62U003FF052EF
Rimini 24 V		62U003FF053EF

Turin

Model overview	Scope of delivery	Order number
Turin 12 V	Air-conditioning system with internal connections	62U003FF047EG
Turin 24 V		62U003FF051EF
Turin 12 V	Air-conditioning system with external connections	62U003FF102EC
Turin 24 V		62U003FF103EC

The performance data for your application may differ from the nominal values. These depend on various conditions, such as the compressors, the air ducts and the climate. Products are supplied together with product documentation. Unless stated otherwise, the control element is not included.

Rooftop air-conditioning systems

10.0 to 18.0 kW cooling capacity



Perfect air-conditioning in small and medium-sized buses

The rooftop air-conditioning systems are designed especially for air-conditioning small and medium-sized buses with up to 35 seats. These units are very reliable and have a long service life. There is a wide range of accessories, such as control elements, air ducts and installation sets, available for these air-conditioning systems. The housings of these air-conditioning systems can be painted to match the color of the vehicle.

For complete air-conditioning solutions, the Panama, Madrid and Santana models have an optional heating function.

- Air-conditioning systems with a cooling capacity of 10.0 to 18.0 kW
- Compact construction and aerodynamic design
- High efficiency in relation to the dimensions
- High-quality and reliable components from proven series production processes
- Air distribution via a central duct or two side ducts
- Choose between fresh air and recirculated air (optional)
- Easy installation and low maintenance

Technical data

Model overview	Compact Cooler 8	Panama	Smirne	Madrid		Santana		
				L	XL	L	XL	
Nominal cooling capacity (kW)	8.5	10.5	11.7	15.5		18.0		
Heating capacity (optional) (kW)	7.5	12.0	–	20.0		20.0		
Refrigerant	R134a							
Nominal voltage (V)	12/24							
Max. total power consumption at 12 V (A)	30.0	56.0	35.0	58.0	90.0	110.0		
Max. volume flow of evaporator blower (m³/h)	1300	1200	1100	2100	2500	4000		
Dimensions L x W x H (mm)	1025 x 970 x 197	1100 x 1400 x 180	930 x 1045 x 170	1280 x 1790 x 185		1600 x 2150 x 200	1800 x 2150 x 200	
Weight (kg)	32.0	44.0	33.5	59.0		74.0	79.0	
Nominal roof radius (mm)	–	5200	–	7000		6000	10000	
Inlet connection	Connection 3/4" -16 UNF-2A	Connection 7/8"-14 UNF-2A	Connection 3/4" -16 UNF-2A	Connection 7/8" -14 UNF-2A				
Outlet connection	Connection 7/8" -14 UNF-2A	Connection 1-1/16" -14 UNF-2A	Connection 7/8" -14 UNF-2A	Connection 1-1/16" -14 UNF-2A				
Water connection, Ø (mm)	20	16	–	16				
Expansion valve	Block valve							
Accessories	–	Fresh air/recirculated air kit, Heating kit	–	Heating kit		Fresh air/recirculated air kit, heating kit		



The performance data for your application may differ from the nominal values. These depend on various conditions, such as the compressors, the air ducts and the climate. Products are supplied together with product documentation. Unless stated otherwise, the control element is not included.

Compact Cooler 8

Model overview	Scope of delivery	Order number
Compact Cooler 8 12 V	Air-conditioning system with control element, electronic thermostat, heating section, fresh air flap	9023857A
Compact Cooler 8 24 V		9022638B
Compact Cooler 8 12 V	Air-conditioning system, electronic thermostat, heating section	9023856A
Compact Cooler 8 12 V	Air-conditioning system with control element, heating section	9023855A
Compact Cooler 8 12 V	Air-conditioning system, electronic thermostat, fresh air flap	9023853A
Compact Cooler 8 12 V	Air-conditioning system, electronic thermostat	9023851A
Compact Cooler 8 12 V	Air-conditioning system with control element	9023849A
Compact Cooler 8 24 V		9023850A
Compact Cooler 8 12 V	Air-conditioning system with control element, air distributor plate, standard installation kit with 6-m hoses	9023848A
Compact Cooler 8 24 V		9023847A
Compact Cooler 8 24 V	Air-conditioning system with control element, electronic thermostat, fresh air flap	9023854A
Compact Cooler 8 24 V	Air-conditioning system with control element, electronic thermostat	9023852A

Panama

Model overview	Scope of delivery	Order number
Panama 12 V	Air-conditioning system	62U003FF114ED
Panama 24 V		62U003FF115ED
Accessories		
Heating kit		62A031080A
Fresh air/recirculated air kit 12 V		62U003AA145A
Fresh air/recirculated air kit 24 V		62U003AA150A

Smirne

Model overview	Scope of delivery	Order number
Smirne 12 V	Air-conditioning system, fresh air flap	62U003FF072EE
Smirne 24 V		62U003FF073EE

Madrid






Model overview	Scope of delivery	Order number
Madrid 12 V	Air-conditioning system with 2100 m³/h volume flow	62U003FF116EE
Madrid 24 V		62U003FF117EE
Madrid 12 V	Air-conditioning system with 2500 m³/h volume flow	62U003FF118EE
Madrid 24 V		62U003FF119EF
Accessories		
Heating kit		62A031033A






Santana L/XL

Model overview	Scope of delivery	Order number
Santana L 12 V	Air-conditioning system	62U003FF120EF
Santana L 24 V		62U003FF106EE
Santana XL 12 V		62U003FF121EE
Santana XL 24 V		62U003FF107EE
Santana XL 24 V	Air-conditioning system, heating section, fresh air flap	62U003CF071EE
Accessories		
Heating kit		62A031085A
Fresh air/recirculated air kit		62A031077A

Rooftop air-conditioning systems

Control elements

	Compact Cooler 4 E	Portofino	Minsk	Compact Cooler 5	Rimini	Turin	Compact Cooler 8	Panama	Smirne	Madrid	Santana L/XL	Order number
Automatic control element												
		■			■	■		■	■	■	■	62A04003A
		■			■	■		■	■	■	■	62A04004A
		□						□	□	□	□	62A04043A
		□						□	□	□	□	62A04040A
	<ul style="list-style-type: none"> - 108 x 60 x 47 mm (W x H x D) - Electric control: - Internal temperature detector - Ice detector - External temperature detector - Water valve (only HVAC version) - On/Off switch, air-conditioning system - Fan speed - Fresh air/recirculated air control - Temperature regulation - External air monitoring 											
Electronic control element												
								□	□	□		62A04056A
								□		□		62A04057A
	<ul style="list-style-type: none"> - 160 x 75 x 54 mm (W x H x D) - Electric control: - On/Off switch, air-conditioning system - Fan speed - Fresh air/recirculated air control - Temperature regulation 											
Electronic control element												
		■			■	■		■	■	■	■	62A031022A
	<ul style="list-style-type: none"> - 12/24 V - 86 x 37 x 9 mm (W x H x D) - Electric control: - Relay switching circuit - Signal cable (5m) - On/Off switch, air-conditioning system - Fan speed - Fresh air/recirculated air control 											
Manual control element												
								□	□	□		62A04052A
								□	□	□		62A04053A
	<ul style="list-style-type: none"> - 120 x 63 x 43 mm (W x H x D) - Electric control: - Water valve - Signal cable (2 m) - On/Off switch, air-conditioning system - Fan speed - Fresh air/recirculated air control - Temperature regulation 											
Manual control element												
		□						□		□		62A04054A
		□						□		□		62A04055A
	<ul style="list-style-type: none"> - 120 x 63 x 43 mm (W x H x D) - Electric control: - Water valve - Signal cable (2 m) - On/Off switch, air-conditioning system - Fan speed - Temperature regulation 											

	Compact Cooler 4 E	Portofino	Minsk	Compact Cooler 5	Rimini	Turin	Compact Cooler 8	Panama	Smirne	Madrid	Santana L/XL	Order number
Air-conditioning control element												
								□		□	□	62A031003B
								□		□	□	62A031072A
								□		□	□	62A031002B
								□		□	□	62A031073A
	<ul style="list-style-type: none"> - 145 x 50 x 5 mm (W x H x D) or 50 x 145 x 5 mm (W x H x D) - Mechanical control: - On/Off switch, air-conditioning system - Fan speed - Fresh air/recirculated air control - Temperature regulation 											
												
Air-conditioning control element												
		□									□	62A03993B
		□									□	62A03992B
	<ul style="list-style-type: none"> - 12/24 V - 100 x 50 x 5 mm (W x H x D) or 50 x 100 x 5 mm (W x H x D) - Mechanical control: - On/Off switch, air-conditioning system - Fan speed - Temperature regulation 											
												
Air-conditioning control element												
		□									□	62A031065A
		□									□	62A031069A
		□									□	62A031067A
		□									□	62A031071A
	<ul style="list-style-type: none"> - 100 x 50 x 5 mm (W x H x D) or 50 x 100 x 5 mm (W x H x D) - Mechanical control: - On/Off switch, air-conditioning system - Fan speed - On/Off switch, heater 											
												

Rooftop air-conditioning systems

Control elements

	Compact Cooler 4 E	Portofino	Minsk	Compact Cooler 5	Rimini	Turin	Compact Cooler 8	Panama	Smirne	Madrid	Santana L/XL	Order number
Air-conditioning control element												
	12 V, horizontal							■	■	■	■	62A031063A
	24 V, horizontal							■	■	■	■	62A031066A
	12 V, vertical							■	■	■	■	62A031068A
	24 V, vertical							■	■	■	■	62A031070A
	<ul style="list-style-type: none"> - 100 x 50 x 5 mm (W x H x D) or 50 x 100 x 5 mm (W x H x D) - Mechanical control: - On/Off switch, air-conditioning system - Fan speed - Recirculated air control 											
Air-conditioning control element												
	Horizontal	□	■	■	■			■			□	62A03997B
	Vertical	□	■	■	■			■			□	62A03996B
	<ul style="list-style-type: none"> - 12/24 V - 100 x 50 x 5 mm (W x H x D) or 50 x 100 x 5 mm (W x H x D) - Mechanical control: - On/Off switch, air-conditioning system - Fan speed 											
Air-conditioning on/off switch												
		□	■		■	■		□	■			62A04000B
	<ul style="list-style-type: none"> - 12/24 V - 52 x 50 x 5 mm (W x H x D) - On/Off switch, air-conditioning system 											
3-position blower switch												
		□	■		■	■		□	■			62A04001A
	<ul style="list-style-type: none"> - 12/24 V - 53 x 50 x 5 mm (W x H x D) - Mechanical control of fan speed 											
Heating control switch												
							□					67638A
	<ul style="list-style-type: none"> - 12/24 V - Mechanical temperature regulation 											

	Compact Cooler 4 E	Portofino	Minsk	Compact Cooler 5	Rimini	Turin	Compact Cooler 8	Panama	Smirne	Madrid	Santana L/XL	Order number
Thermostat switch												
	- 12/24 V							□				60ACKIT649A
	- Mechanical temperature regulation											
Air-conditioning on/off switch												
		■		■			■					66596A
	<ul style="list-style-type: none"> - 12/24 V - On/Off switch, compressor 											
3-position blower switch												
		■		■			□					66595A
	<ul style="list-style-type: none"> - 12/24 V - Fan speed 											

□ Different control elements will be suitable, depending on equipment version (with/without heater, with/without fresh air).

Air-conditioning systems for buses

Spheros, 23 to 50 kW cooling capacity



To complete our product portfolio for buses, we offer Spheros air-conditioning products.

For detailed information on these systems and information on the overall range available, please contact Spheros directly. www.spheros.com

Technical data

Model overview	Aerosphere Midi	Aerosphere World Standard	Aerosphere World Hot Climate	Aerosphere World Super Trope
Max. cooling capacity (kW)	23/25	32	39	44
Compressor (cm³)	310/470		-	
Max. volume flow of evaporator blower (m³/h)	4200	6300	8400	8400
Refrigerant	R134a			
Heating capacity (kW)	30	38	32	-
Max. total power consumption at 24 V (A)	70	95	120	140
Nominal voltage (V)	24			
Weight (kg)	135.0	200.0	230.0	240.0
Dimensions L x W x H (mm)	2300 x 1840 x 210	2800 x 2200/2090 x 210	3320 x 2200/2090 x 210	3753 x 2200 x 240

Model overview	CC200	Aerosphere Tropical 350 EC	Aerosphere Tropical 420	Aerosphere Tropical 300 EC
Max. cooling capacity (kW)	21/23	40	50	35
Compressor (cm³)	310/470	650	660/775	560
Max. volume flow of evaporator blower (m³/h)	4200	6300	8400	6300
Refrigerant	R134a			
Heating capacity (kW)	-	25	-	25
Max. total power consumption at 24 V (A)	62	102	125	88
Nominal voltage (V)	24			
Weight (kg)	136.0	200.0	233.0	180.0
Dimensions L x W x H (mm)	2900 x 1320 x 200	2880 x 1920 x 220	2880 x 1920 x 240	2880 x 1920 x 220



Aerosphere Midi

Model overview	Spheros order number
Aerosphere Midi	1115840A

Aerosphere World Standard

Model overview	Spheros order number
Aerosphere World Standard	on request

Aerosphere World Hot Climate

Model overview	Spheros order number
Aerosphere World Hot Climate	on request

Aerosphere World Super Trope

Model overview	Spheros order number
Aerosphere World Super Trope	on request

CC200

Model overview	Spheros order number
CC200	1112845A

Aerosphere Tropical 350 EC

Model overview	Spheros order number
Aerosphere Tropical 350 EC	11114217B

Aerosphere Tropical 420

Model overview	Spheros order number
Aerosphere Tropical 420	on request

Aerosphere Tropical 300 EC

Model overview	Spheros order number
Aerosphere Tropical 300 EC	11114216A

Cool Top Vario 10 E

1.0 kW cooling capacity



An ideal climate with the electric parking cooler system for trucks

This powerful rooftop air-conditioning system ensures a pleasant atmosphere of well being in truck cabins. Well-rested drivers have demonstrably better concentration and therefore contribute to greater safety on the road. The system is prefilled with refrigerant and is connected to the 24-V vehicle battery. Installation in the existing roof opening is very simple and saves time. The unique combination of compressor-driven cooling and comfort ventilation sets new standards for the power and efficiency of air-conditioning systems.

High-quality components and the best workmanship set a new quality standard for parking coolers and ensure a long life with a minimum expenditure on maintenance. The electric parking cooler reduces engine idling times and therefore saves fuel. The individually adjustable low-voltage cutoff ensures that the engine will start.

- High-quality and powerful parking cooler system with high energy efficiency
- Optimum air distribution thanks to patented comfort ventilation and quiet operation
- The individually adjustable low-voltage cutoff ensures that the engine will start
- Very easy to control thanks to a large control panel with LCD
- Wide choice of settings (automatic, ECO and manual)

Control elements

- Control from the control panel with large LC display
- Operating mode setting: automatic, Eco and manual (temperature and blower setting) and duration
- Ventilation adjustment (diffuse, spot and comfort ventilation)



Technical data

Model overview	Cool Top Vario 10 E
Nominal cooling capacity (kW)	1.0 (based on ISO 5151)
Refrigerant	R134a
Nominal voltage (V)	24
Max. total power consumption at 24 V (A)	20
Max. total power consumption in Eco mode (A)	13
Max. operating temperature (°C)	45
Max. volume flow of evaporator blower (m³/h)	500
Dimensions L x W x H (mm)	860 x 700 x 315
Installation height (mm)	197 – 200 (depending on cabin type)
Required roof aperture L x W (mm)	400 x 402
Weight (kg)	31.0

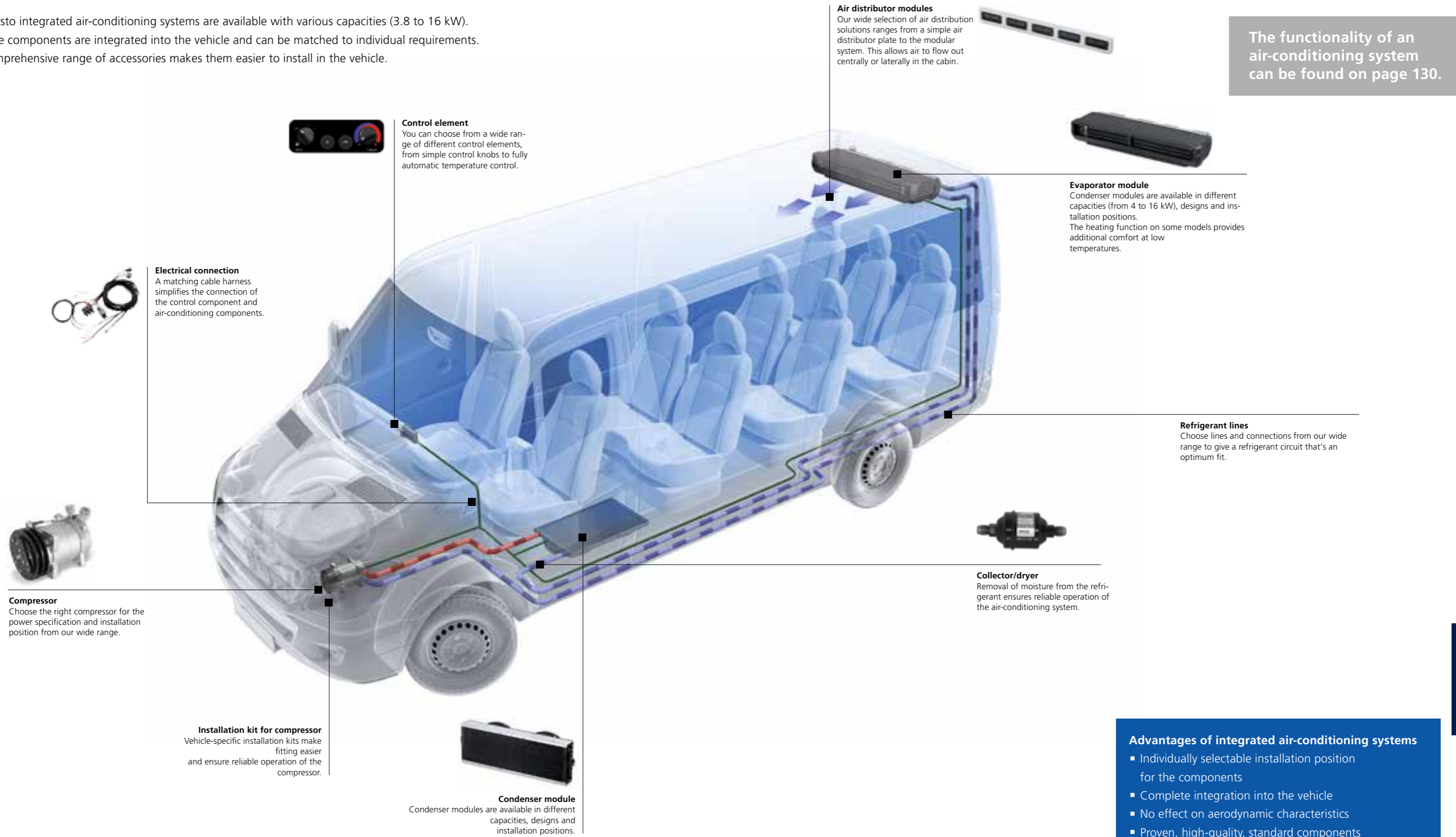
Cool Top Vario 10 E

Model overview	Scope of delivery	Order number
Standard air-conditioning system Cool Top Vario 10 E	Air-conditioning system with control panel, remote control, connection cable 5 m, operating instructions	BE84031739A
Accessories	for vehicle series	Scope of delivery
Installation kit vehicle-specific	DAF XF 105 – Space Cab	vehicle-specific cover frame, mounting rods, screws, seals, installation instructions
	MAN TGA – XL, MAN TGA – XLS, MAN TGA – XXL (up to 3.8 m vehicle height)	
	MAN TGX/TGL/TGM/TGS – XL (only without spoiler), MAN TGX/TGL/TGM/TGS – XLX (only without spoiler), MAN TGX/TGL/TGM/TGS – XXL (up to 3.8 m vehicle height), MAN TGS – LX	
	Mercedes Benz Actros MP4 – CompactSpace, Mercedes Benz Actros MP4 – ClassicSpace, Mercedes Benz Actros MP4 – SteeamSpace, Mercedes Benz Actros MP4 – BigSpace	
	Mercedes Benz Actros MP3 – L cab, Mercedes Benz Actros MP3 – Megaspace (up to 3.8 m vehicle height)	
	Scania R/Scania P/Scania G – CG19L, Scania R/Scania P/Scania G – CP19N, Scania R/Scania P/Scania G – Highline, Scania R – Topline (up to 3.8 m vehicle height)	
	Renault Magnum (up to 3.8 m vehicle height)	
	Renault Premium	
	Volvo FH/FH 16 – Globetrotter XL L2H3 (new FH/FH 16-Series, not possible from end of 2012, roof opening used as emergency exit),	
	Volvo FM/FMX – Globetrotter XL L2H3	
Installation kit universal	DAF XF 105 – Super Space Cab (up to 3.8 m vehicle height), DAF CF 65/75/85 – Sleeper Cab, Space Cab, DAF LF 45/55 – Sleeper Cab, Space Cab, MAN F2000	BE84031746A BE84031876A BE84031750A BE84031872A BE84031743A BE84031745A BE84031748A BE84031749A BE84031804A
	Mercedes-Benz – Atego, Axor, Volvo FL/FH 16/FM/FMX – L2H1, Volvo FE – L2H1, L3H1	BE84031873A BE80431873A

The performance data for your application may differ from the nominal values. These depend on various conditions, such as the compressors, the air ducts and the climate.

Application of an integrated air-conditioning system

Webasto integrated air-conditioning systems are available with various capacities (3.8 to 16 kW). All the components are integrated into the vehicle and can be matched to individual requirements. A comprehensive range of accessories makes them easier to install in the vehicle.



Installation options for integrated air-conditioning systems

In addition to a large selection of standard products, we offer you individually tailored system solutions. We will implement your chosen modifications according to your requirements, e.g. a particular temperature range or a special position for the air-conditioning components in the vehicle. You can rely on our many years of experience in original equipment and retrofitting.

Possible positions for the evaporator

- Under the roof
- Under the dashboard
- Integrated into the roof
- Vertically on the side at the rear
- Vertical
- On the roof

Possible positions for the condenser

- On the roof
- On the underbody
- At the front of the vehicle

The evaporator and the condenser, the two main components of our integrated air-conditioning systems, can be fitted separately in the vehicle - depending on space requirements and use. The various positions available are shown below.

Condenser mounted on the roof



Evaporator under the roof

Evaporator under the dashboard

Evaporator integrated into the roof



Evaporator vertical on the side at the rear

Evaporator vertical


Condenser mounted on the underbody



Evaporator under the roof

Evaporator under the dashboard

Evaporator integrated into the roof



Evaporator vertical on the side at the rear

Evaporator vertical

Condenser mounted at the front of the vehicle



Evaporator under the roof

Evaporator under the dashboard

Evaporator integrated into the roof



Evaporator vertical on the side at the rear

Evaporator vertical

Integrated air-conditioning systems

4.0 to 5.9 kW cooling capacity



Tailor-made air-conditioning solutions for commercial and special vehicles, minibuses, construction machinery and agricultural machinery

The integrated heating air-conditioning systems are versatile and can be used for minibuses, ambulances and fire trucks as well as construction and agricultural machinery. Depending on the type of vehicle, these air-conditioning systems can be installed under the dashboard or in the roof liner under the roof or vertically in the rear panel. These air-conditioning systems are very reliable and have a long service life.

The wide range of accessories includes condensers, which can be mounted on the roof or under the chassis, as well as control elements, air ducts and customer-specific installation sets. For a complete air-conditioning solution, the Baltimore, Quebec, Michigan and Milano models have an additional heating function.

- Air-conditioning systems with a cooling capacity of 4.0 to 5.9 kW
- Optimum integration into the vehicle design thanks to versatile installation options
- High efficiency in relation to the dimensions
- High-quality and reliable components from proven series production processes
- Very low maintenance

Technical data

Model overview	Baltimore	Oakland	Osaka	Quebec	Montreal	Michigan	Wyoming	Milano	
Nominal cooling capacity (kW)	4.0		4.6	5.0		5.5		5.5	
Nominal heating capacity (kW)	2.0	–	–	6.7	–	6.3	2.8	–	11.0
Installation position	under the dashboard		vertical			roof liner		under the dashboard	
Refrigerant	R134a								
Nominal voltage (V)	12/24				24	12	12/24		
Max. total power consumption at 12 V (A)	7.4		9.5	9.5		13.0	12.7	13.0	
Max. volume flow of evaporator blower (m³/h)	450		350	450		450		450	
Dimensions L x W x H (mm)	390 x 235 x 125		410 x 165 x 320	370 x 185 x 330		590 x 380 x 185		414 x 328 x 233	
Weight (kg)	3.7		5.5	6.5	5.5	8.7	7.5	6.4	
Water connection, Ø (mm)	16	–	–	16	–	16	–	16	
Expansion valve	Angle valve			Block valve					
Air duct connection	–							4 connections for air duct Ø 60 mm	



Baltimore

Model overview	Scope of delivery	Order number
Baltimore 12 V	Air-conditioning system, black, with adjustable heating function	62U003CF072EA
Baltimore 24 V		62U003CF088EA
Baltimore 12 V	Air-conditioning system, black, for vertical installation, with adjustable heating function	62U003CF073EA
Baltimore 24 V		62U003CF090A

Oakland

Model overview	Scope of delivery	Order number
Oakland 12 V	Air-conditioning system, black	62U003FF084EB
Oakland 24 V		62U003FF085EB

Osaka

Model overview	Scope of delivery	Order number
Osaka 12 V	Air-conditioning system, black	62U003FF069EA
Osaka 24 V	Air-conditioning system, black	62U003FF070EA

Quebec

Model overview	Scope of delivery	Order number
Quebec 12 V	Air-conditioning system, black, with heating function, without heating valve, with control element	62U003CF030EB
Quebec 24 V		62U003CF031EB
Quebec 12 V	Air-conditioning system, gray, with heating function, without heating valve, with control element	62U003CF043EC
Quebec 24 V		62U003CF044EC
Quebec 12 V	Air-conditioning system, black, with adjustable heating function, with control element	62U003CF026EB
Quebec 24 V		62U003CF027EB
Quebec 12 V	Air-conditioning system, gray, with adjustable heating function, with control element	62U003CF045EC
Quebec 24 V		62U003CF046EC

Montreal

Model overview	Scope of delivery	Order number
Montreal 12 V	Air-conditioning system, black, with control element	62U003FF030EA
Montreal 24 V		62U003FF031EA
Montreal 12 V	Air-conditioning system, gray, with control element	62U003FF058EA
Montreal 24 V		62U003FF059EA

Michigan

Model overview	Scope of delivery	Order number
Michigan 12 V	Air-conditioning system, black, with heating function, with control element	62U003CF057EA
Michigan 24 V		62U003CF058EA
Michigan 12 V	Air-conditioning system, black, with electric heating function, with control element	62U003CF059EA

Wyoming

Model overview	Scope of delivery	Order number
Wyoming 12 V	Air-conditioning system, black, with control element	62U003FF078EA
Wyoming 24 V		62U003FF079EA

Milano

Model overview	Scope of delivery	Order number
Milano 12 V	Air-conditioning system, black, with heating function	62U003CF055EB
Milano 24 V		62U003CF056EB

The performance data for your application may differ from the nominal values. These depend on various conditions, such as the compressors, the air ducts and the climate. Products are supplied together with product documentation. Unless stated otherwise, the control element is not included.

Integrated air-conditioning systems

6.0 to 8.9 kW cooling capacity



Optimum air-conditioning solutions for light-duty vehicles, minibuses and special vehicles

The integrated heating air-conditioning systems are versatile and can be used for mini-buses, ambulances and fire trucks as well as construction and agricultural machinery, for example. With a wide variety of installation options - under the dashboard or roof, in the roof liner or vertically in the rear panel, these units can be installed in various types of vehicle.

The wide range of accessories includes condensers, which can be mounted on the roof or under the chassis, as well as control elements, air ducts and customer-specific installation sets. For a complete air-conditioning solution, the Oslo, Norway, Zurigo II, Praga and Paris models have an additional heating function.

- Air-conditioning systems with a cooling capacity of 6.0 to 8.9 kW
- Optimum integration into the vehicle design thanks to versatile installation options
- High efficiency in relation to the dimensions
- High-quality and reliable components from proven series production processes
- Very low maintenance

Technical data

Model overview	Glasgow	Oslo	Norway	Zurigo II	Praga	Paris	Monaco
Nominal cooling capacity (kW)	6.2		6.3	6.5	7.5	7.7	
Nominal heating capacity (kW)	-	8.5	10.2	7.0	11.0	6.3	-
Installation position	under the dashboard		vertical	under the dashboard	vertical	under the dashboard	
Refrigerant	R134a						
Nominal voltage (V)	12/24						
Max. total power consumption at 12 V (A)	14.8	15.8	16.0	12.7	13.0	17.6	18.6
Max. volume flow of evaporator blower (m³/h)	650			400	700	634	
Dimensions L x W x H (mm)	400 x 360 x 170		425 x 235 x 440	443 x 214 x 309	465 x 215 x 550	580 x 340 x 135	
Weight (kg)	4.7	5.3	10.0	5.0	9.0	5.2	4.7
Water connection, Ø (mm)	-	16					-
Expansion valve	Block valve						
Air duct connection	-				6 connections for air duct Ø 50 mm	-	



Glasgow

Model overview	Scope of delivery	Order number
Glasgow 12 V	Air-conditioning system, black	62U003FF054EC
Glasgow 24 V		62U003FF055EC

Oslo

Model overview	Scope of delivery	Order number
Oslo 12 V	Air-conditioning system, black, with heating function	62U003CF041EC
Oslo 24 V		62U003CF042EC

Norway

Model overview	Scope of delivery	Order number
Norway 12 V	Air-conditioning system, gray, with heating function, with control element	62U003CF049EB
Norway 24 V		62U003CF050EB
Norway 24 V	Air-conditioning system, black, with heating function, with control element	62U003CF021EC

Zurigo II

Model overview	Scope of delivery	Order number
Zurigo II 12 V	Air-conditioning system, black, with heating function	6230998A
Zurigo II 24 V	Air-conditioning system, black, with heating function	6230999A

Praga

Model overview	Scope of delivery	Order number
Praga 12 V	Air-conditioning system, black, with heating function	62U003CF086EA
Praga 24 V		62U003CF083EA

Paris

Model overview	Scope of delivery	Order number
Paris 12 V	Air-conditioning system, black, with heating function	62U003CF077EA
Paris 24 V		62U003CF078EA

Monaco

Model overview	Scope of delivery	Order number
Monaco 12 V	Air-conditioning system, black	62U003FF129EA
Monaco 24 V		62U003FF130EA

The performance data for your application may differ from the nominal values. These depend on various conditions, such as the compressors, the air ducts and the climate. Products are supplied together with product documentation. The control element is not included.

Integrated air-conditioning systems

9.0 to 11.9 kW cooling capacity



An ideal climate for minibuses with up to 15 seats

These integrated air-conditioning systems create pleasant conditions for the driver and passengers in minibuses with up to 15 seats. With installation options under the dashboard or roof, in the roof liner or vertically in the rear panel, these units offer a high degree of flexibility. These units are very reliable and have a long service life.

The wide range of accessories includes condensers, which can be mounted on the roof or under the chassis, as well as control units, air ducts and customer-specific installation sets. For a complete air-conditioning solution, the Ibiza, London, Oxford and Las Vegas models have an additional heating function.

- Air-conditioning systems with a cooling capacity of 9.0 to 11.9 kW
- Optimum integration into the vehicle design thanks to versatile installation options
- High efficiency in relation to the dimensions
- High-quality and reliable components from proven series production processes
- Very low maintenance

Technical data

Model overview	Marbella	Ibiza	London	Oxford	Vancouver	Las Vegas
Nominal cooling capacity (kW)	9.0		9.5			9.6
Nominal heating capacity (kW)	-	12.0	13.0		-	7.7
Installation position	vertical		under the dashboard	vertical	under the dashboard	
Refrigerant	R134a					
Nominal voltage (V)	12/24					
Max. total power consumption at 12 V (A)	20.5	21.2	21.0	17.0	22.0	11.4
Max. volume flow of evaporator blower (m³/h)	800					630
Dimensions L x W x H (mm)	640 x 180 x 355		550 x 400 x 180	175 x 420 x 560	500 x 365 x 170	570 x 460 x 175
Weight (kg)	8.0	10.0	7.7	8.0	6.7	4.5
Water connection, Ø (mm)	-	16			-	16
Expansion valve	Block valve					
Air duct connection	-		5/7 connections for air duct Ø 60 mm		-	2 connections for air duct, 70 x 90 mm



Marbella

Model overview	Scope of delivery	Order number
Marbella 12 V	Air-conditioning system	62U003FF096EB
Marbella 24 V		62U003FF097EB

Ibiza

Model overview	Scope of delivery	Order number
Ibiza 12 V	Air-conditioning system, with heating function	62U003CF062EB
Ibiza 24 V		62U003CF080EA

London

Model overview	Scope of delivery	Order number
London 12 V	Air-conditioning system, with heating function	62U003CF047EC
London 24 V		62U003CF048EC

Oxford

Model overview	Scope of delivery	Order number
Oxford 12 V	Air-conditioning system, with heating function	62U003CF085EB
Oxford 24 V		62U003CF082EB

Vancouver

Model overview	Scope of delivery	Order number
Vancouver 12 V	Air-conditioning system	62U003FF060EE
Vancouver 24 V		62U003FF061EE

Las Vegas

Model overview	Scope of delivery	Order number
Las Vegas 12 V	Air-conditioning system, with heating function	62U003CF074EA
Las Vegas 24 V		62U003CF087EA

The performance data for your application may differ from the nominal values. These depend on various conditions, such as the compressors, the air ducts and the climate. Products are supplied together with product documentation. Unless stated otherwise, the control element is not included.

Integrated air-conditioning systems

12.0 to 16.0 kW cooling capacity



Optimum air-conditioning solutions for minibuses with up to 25 seats

These integrated air-conditioning systems create pleasant conditions for the driver and passengers in minibuses with up to 25 seats. With installation options under the dashboard or roof, in the roof liner or vertically in the rear panel, they offer a high degree of flexibility. These units are very reliable and have a long service life. The wide range of accessories includes condensers, which can be mounted on the roof or under the chassis, as well as control elements, air ducts and customer-specific installation sets.

For a complete air-conditioning solution, the Kiev und Monterrey models have an additional heating function.

- Air-conditioning systems with a cooling capacity of 12.0 to 16.0 kW
- Optimum integration into the vehicle design thanks to versatile installation options
- High efficiency in relation to the dimensions
- High-quality and reliable components from proven series production processes
- Very low maintenance

Technical data

Model overview	Riga		Kiev	Moscow	Monterrey		Newport	
Nominal cooling capacity (kW)	12.0	14.0	13.4		14.0	16.0	14.0	16.0
Nominal heating capacity (kW)	-		11.5	-	14.6		-	
Installation position	under the dashboard							
Refrigerant	R134a							
Nominal voltage (V)	12/24							
Max. total power consumption at 12 V (A)	31.0		18.0	19.0	39.0		40.0	
Max. volume flow of evaporator blower (m³/h)	1350		1000		1300			
Dimensions L x W x H (mm)	1240 x 320 x 175		890 x 380 x 170	856 x 355 x 170	920 x 400 x 170		920 x 400 x 170	
Weight (kg)	18.0		12.5	11.5	13.5		12.5	
Water connection	-		16 mm		20 mm		-	
Expansion valve	Block valve, 2 tons	Block valve, 3 tons	Block valve		Block valve, 2 tons	Block valve, 3 tons	Block valve, 2 tons	Block valve, 3 tons
Air duct connection	6 connections for air duct Ø 72 mm		-					



Riga

Model overview	Scope of delivery	Order number
Riga 12 V	Air-conditioning system, 2-ton expansion valve, 1 air duct, front distribution, 2 air ducts, top	62U003FF066EC
Riga 12 V	Air-conditioning system, 2-ton expansion valve, 2 air ducts, front distribution, 1 air duct, top	62U003FF067EC
Riga 12 V	Air-conditioning system, 2-ton expansion valve, 3 air duct, front distribution	62U003FF065EC
Riga 24 V		62U003FF068EC
Riga 12 V	Air-conditioning system, 3-ton expansion valve, 3 air duct, front distribution	62U003FF132EA
Riga 24 V		62U003FF133EA

Kiev

Model overview	Scope of delivery	Order number
Kiev 12 V	Air-conditioning system, with heating function	62U003CF051EE
Kiev 24 V		62U003CF052EE

Moscow

Model overview	Scope of delivery	Order number
Moscow 12 V	Air-conditioning system	62U003FF064EB
Moscow 24 V		62U003FF071EB

Monterrey

Model overview	Scope of delivery	Order number
Monterrey 12 V	Air-conditioning system, 2-ton expansion valve, with heating function	62U003CF069EC
Monterrey 24 V		62U003CF070EC
Monterrey 12 V	Air-conditioning system, 3-ton expansion valve, with heating function	62U003CF075EC
Monterrey 24 V		62U003CF076EC

Newport





Model overview	Scope of delivery	Order number
Newport 12 V	Air-conditioning system, 2-ton expansion valve	62U003FF104ED
Newport 24 V		62U003FF105ED
Newport 12 V	Air-conditioning system, 3-ton expansion valve	62U003FF127ED
Newport 24 V		62U003FF128ED

The performance data for your application may differ from the nominal values. These depend on various conditions, such as the compressors, the air ducts and the climate. Products are supplied together with product documentation. The control element is not included.

Integrated air-conditioning systems

Control elements for air-conditioning systems without heating

	Oakland	Osaka	Glasgow	Monaco	Marbella	Vancouver	Riga	Moscow	Newport	Order number	
	Automatic control element										
	12 V, A/C	■	■	■	■	■	■	■	■	■	62A04003A
	24 V, A/C	■	■	■	■	■	■	■	■	■	62A04004A
	<ul style="list-style-type: none"> - 108 x 60 x 47 mm (W x H x D) - Electric control: - Internal temperature detector - Ice detector - External temperature detector - Water valve (only HVAC version) - On/Off switch, air-conditioning system - Fan speed - Fresh air/recirculated air control - Temperature regulation - External air monitoring 										
	Electronic control element										
	12 V, without recirculated air control	■	■	■	■	■	■	■	■	■	62A04057A
	<ul style="list-style-type: none"> - 160 x 75 x 54 mm (W x H x D) - Electric control: - On/Off switch, air-conditioning system - Fan speed - Fresh air/recirculated air control - Temperature regulation 										
	Electronic control element										
	12/24 V	■	■	■	■	■	■	■	■	■	62A031022A
	<ul style="list-style-type: none"> - 86 x 37 x 9 mm (W x H x D) - Electric control - Relay switching circuit - Signal cable (5 m) - On/Off switch, air-conditioning system - Fan speed - Fresh air/recirculated air control 										
	Air-conditioning control element										
	Horizontal	□	□	□	□	□	□	□	□	□	62A03995A
	Vertical	□	□	□	□	□	□	□	□	□	62A03994A
	<ul style="list-style-type: none"> - 12/24 V - 100 x 50 x 5 mm (W x H x D) or 50 x 100 x 5 mm (W x H x D) - Mechanical control: - Air-conditioning system control - Fan speed - Length of thermostat cable 1,500 mm 										




	Oakland	Osaka	Glasgow	Monaco	Marbella	Vancouver	Riga	Moscow	Newport	Order number	
	Air-conditioning control element										
	Horizontal	■	■	■	■	■	■	■	■	■	62A03997B
	Vertical	■	■	■	■	■	■	■	■	■	62A03996B
	<ul style="list-style-type: none"> - 12/24 V - 100 x 50 x 5 mm (W x H x D) or 50 x 100 x 5 mm (W x H x D) - Mechanical control: - On/Off switch, air-conditioning system - Fan speed 										
	Thermostat switch										
	12/24 V	□	□	□	□	□	□	□	□	□	62A03999A
	<ul style="list-style-type: none"> - 51 x 50 x 5 mm (W x H x D) - Mechanical control of air-conditioning system - Length of thermostat cable 1,500 mm 										
	Air-conditioning on/off switch										
	12/24 V	■	■	■	■	■	■	■	■	■	62A04000B
	<ul style="list-style-type: none"> - 52 x 50 x 5 mm (W x H x D) - On/Off switch, air-conditioning system 										
	3-position blower switch										
	12/24 V	■	■	■	■	■	■	■	■	■	62A04001A
	<ul style="list-style-type: none"> - 53 x 50 x 5 mm (W x H x D) - Mechanical control of fan speed 										

□ Different control elements will be suitable, depending on equipment version (with/without heater, with/without fresh air).

Integrated air-conditioning systems

Control elements for air-conditioning systems with heating

	Baltimore	Oslo	Milano	Zurigo II	Praga	Paris	Ibiza	London	Oxford	Las Vegas	Kiev	Monterrey	Order number
	Automatic control element												
	12 V, HVAC	■	■	■	■	■	■	■	■	■	■	■	62A04043A
	24 V, HVAC	■	■	■	■	■	■	■	■	■	■	■	62A04040A
	<ul style="list-style-type: none"> - 108 x 60 x 47 mm (W x H x D) - Electric control: - Internal temperature detector - Ice detector - External temperature detector - Water valve (only HVAC version) - On/Off switch, air-conditioning system - Fan speed - Fresh air/recirculated air control - Temperature regulation - External air monitoring 												
	Electronic control element												
	12 V, without recirculated air control	■	■	■	■	■	■	■	■	■	■	■	62A04057A
	<ul style="list-style-type: none"> - 160 x 75 x 54 mm (W x H x D) - Electric control: - On/Off switch, air-conditioning system - Fan speed - Fresh air/recirculated air control - Temperature regulation 												
	Manual control element												
	12 V	■	■	■	■	■	■	■	■	■	■	■	62A04054A
	24 V	■	■	■	■	■	■	■	■	■	■	■	62A04055A
	<ul style="list-style-type: none"> - 120 x 63 x 43 mm (W x H x D) - Electric control: - Water valve - Signal cable (2m) - On/Off switch, air-conditioning system - Fan speed - Temperature regulation 												
	Air-conditioning control element												
	Horizontal	■	■	■	■	■	■	■	■	■	■	■	62A03993B
	Vertical	■	■	■	■	■	■	■	■	■	■	■	62A03992B
	<ul style="list-style-type: none"> - 12/24 V - 100 x 50 x 5 mm (W x H x D) or 50 x 100 x 5 mm (W x H x D) - Mechanical control: - On/Off switch, air-conditioning system - Fan speed - Temperature regulation 												

	Baltimore	Oslo	Milano	Zurigo II	Praga	Paris	Ibiza	London	Oxford	Las Vegas	Kiev	Monterrey	Order number
	Air-conditioning control element												
	12 V, horizontal	■	■	■	■	■	■	■	■	■	■	■	62A031065A
	24 V, horizontal	■	■	■	■	■	■	■	■	■	■	■	62A031069A
	<ul style="list-style-type: none"> - 100 x 50 x 5 mm (W x H x D) or 50 x 100 x 5 mm (W x H x D) - Mechanical control: - On/Off switch, air-conditioning system - Fan speed - On/Off switch, heater 												
	Heating control switch												
	Without electric water valve, controller and signal cable, 12/24 V	■	■	■	■	■	■	■	■	■	■	■	62A03998A
	With electric water valve, controller and signal cable, 12 V												
	With electric water valve, controller and signal cable, 24 V												
	<ul style="list-style-type: none"> - 50 x 5 x 50 mm (W x H x D) - Mechanical control of the water valve of the heater 												
	3-position blower switch												
	12/24 V	■	■	■	■	■	■	■	■	■	■	■	62A04001A
	<ul style="list-style-type: none"> - 53 x 50 x 5 mm (W x H x D) - Mechanical control of fan speed 												

Integrated air-conditioning systems

Air-conditioning kit, including evaporator, for light-duty vehicles

Model	Emissions standard	Model year	Cubic capacity	HP	Cylinders	Control element	Notes	Order number		
								Air-conditioning kit	Accessories	Accessories
Citroën										
Berlingo 1.6 HDI	Euro 4	from 2006	1560	75	4		2)	621C113300EB	623C149EA	
Jumper 2.0 HDI – 2.2 HDI	—		1997	84	4	Webasto	2) 7)	621F133500EA	62A03898A	
Jumper 2.0 HDI – 2.2 HDI	—		1997	84	4	Original	2)	621F133500EA	62A03915A	
Jumper 2.0 HDI – 2.2 HDI	—		1997	84	4	Webasto	2) 8)	621F133500EA	62A03955A	62A03898A
Jumper 2.0 HDI – 2.2 HDI	—		1997	84	4	Original	2) 8)	621F133500EA	62A03955A	62A03915A
Jumper 2.2 HDI	Euro 4	from 2006	2198	101/120	4	Original	5)	621F134400EB	62A031020B	62A031017A
Jumper 2.2 HDI	Euro 4	from 2006	2198	101/120	4	Webasto	5)	621F134400EB	62A031020B	62A031018A
Jumper 2.2 Mj	Euro 5	up to 2010	2198	100	4	Webasto		621C113601EA		
Jumper 2.2 Mj	Euro 5	up to 2010	2198	100	4	Original		621C113701EA		
Jumper 2.8 HDI (244 Series)	—	2001 – 2006	2798	127	4	Webasto	2)	621F130400EB	62A03898A	
Jumper 2.8 HDI (244 Series)	—	2001 – 2006	2798	127	4	Original	2)	621F130400EB	62A03915A	
Jumper 3.0 HDI	Euro 4	from 2006	2999	157	4	Original	6)	621F134300EB	62A031019A	62A031017A
Jumper 3.0 HDI	Euro 4	from 2006	2999	157	4	Webasto	6)	621F134300EB	62A031019A	62A031018A
Jumper 3.0 HDI	Euro 4	from 2006	2999	157	4	Original	5)	621F134300EB	62A031020B	62A031017A
Jumper 3.0 HDI	Euro 4	from 2006	2999	157	4	Webasto	5)	621F134300EB	62A031020B	62A031018A
Jumper 3.0 HDI	Euro 5	up to 2010	2998	157	4	Webasto		621F136001EA		
Jumper 3.0 HDI	Euro 5	up to 2010	2998	157	4	Original		621F136101EA		
Jumper 33-35 2.8 HDI (230 Series)	—	from 2000	2798	127	4		2) 9)	621F130400EB	62A03864B	
Jumpy 1.6 HDI	—	from 2006	1560	90	4			621F134801EA		
Jumpy 2.0 HDI	Euro 4	from 2007	1997	120	4		2)	621F134501EA		
Jumpy 2.0 HDI TD	—	from 2000	1997	95/109	4		2) 3) 4)	621F131200EA	62A03872A	
Jumpy 2.0 MJ	Euro 5		1997	128	4		2)	621F135501EB		
NEMO 1.3 HDI	Euro 4	from 11/2000	1248	75	4		2) 1)	621F135401EA		
NEMO 1.4 HDI	Euro 5	from 2008	1399	70	4	Webasto	2)	621C113501EA		
Fiat										
Ducato 2.3 JTD (244 Series)	—	from 2001	2286	110	4	Webasto	2)	621F132400EB	62A03898A	
Ducato 2.3 JTD (244 Series)	—	from 2001	2286	110	4	Original	2) 30)	621F132400EB	62A03915A	
Ducato 2.8 JTD (244 Series)	—	from 2001	2798	127	4	Webasto	2)	621F130400EB	62A03898A	
Ducato 2.8 JTD (244 Series)	—	from 2001	2798	127	4	Original	2) 30)	621F130400EB	62A03915A	
Ducato 10 -14 2.8 TD	—	up to 03/1999	2800	122	4		2)	621F1285120EA		
Ducato 10-14 2.5 D – 2.5 TDI	—	from 1994	2500	85/116	4		2)	621F1223120EC		
Ducato 10-14 2.8 D	—		2800	87	4		2)	621F1285120EA		
Ducato 10-14 2.8 JTD (230 Series)	—	from 2000	2800	122	4		2) 9)	621F130400EB	62A03864B	
Ducato 10-14 2.8 TDI (230 Series)	—	from 03/99	2800	122	4		2) 10)	621F130400EB	62A03865B	
Ducato 2.0 JTD	—	from 05/2004	1997	84	4	Webasto	2) 7)	621F133500EA	62A03898A	
Ducato 2.0 JTD	—	from 05/2004	1997	84	4	Original	2) 7)	621F133500EA	62A03915A	
Ducato 2.0 JTD	—	up to 05/2004	1997	84	4	Webasto	2) 8)	621F133500EA	62A03955A	62A03898A
Ducato 2.0 JTD	—	up to 05/2004	1997	84	4	Original	2) 8)	621F133500EA	62A03955A	62A03915A
Ducato X250 2.0 MJT	Euro 5	from 2010	1956	116	4	Original		621F135601EA		
Ducato X250 2.0 MJT	Euro 5	from 2010	1956	116	4	Webasto		621F135701EA		
Ducato X250 2.2 MJT	Euro 4	from 2006	2198	101	4	Original	5)	621F134400EB	62A031020B	62A031017A
Ducato X250 2.2 MJT	Euro 4	from 2006	2198	101	4	Webasto	5)	621F134400EB	62A031020B	62A031018A
Ducato X250 2.3 MJT	Euro 4/5	from 2006	2287	120	4	Webasto	6)	621F134200EB	62A031019A	62A031018A

Model	Emissions standard	Model year	Cubic capacity	HP	Cylinders	Control element	Notes	Order number		
								Air-conditioning kit	Accessories	Accessories
Ducato X250 2.3 MJT										
Ducato X250 2.3 MJT	Euro 4/5	from 2006	2287	120	4	Original	6)	621F134200EB	62A031019A	62A031017A
Ducato X250 2.3 MJT	Euro 4/5	from 2006	2287	120	4	Original	5)	621F134200EB	62A031020B	62A031017A
Ducato X250 2.3 MJT	Euro 4/5	from 2006	2287	120	4	Webasto	5)	621F134200EB	62A031020B	62A031018A
Ducato X250 2.3 MJT	Euro 5	from 2010	2286	110	4	Webasto	5)	621F135801EA		
Ducato X250 2.3 MJT	Euro 5	from 2010	2286	110	4	Original	5)	621F135901EA		
Ducato X250 3.0 MJT	Euro 4/5	from 2006	2999	157	4	Webasto	6)	621F134300EB	62A031019A	62A031018A
Ducato X250 3.0 MJT	Euro 5	from 2010	2998	157	4	Webasto		621F136001EA		
Ducato X250 3.0 MJT	Euro 4/5	from 2006	2999	157	4	Original	6)	621F134300EB	62A031019A	62A031017A
Ducato X250 3.0 MJT	Euro 4/5	from 2006	2999	157	4	Original	5)	621F134300EB	62A031020B	62A031017A
Ducato X250 3.0 MJT	Euro 4/5	from 2006	2999	157	4	Webasto	5)	621F134300EB	62A031020B	62A031018A
Ducato X250 3.0 MJT	Euro 5	from 2010	2998	157	4	Original		621F136101EA		
Fiorino 1.3 MJT 16v	Euro 4	from 2008	1248	75	4	Original	1)	621F135401EA		
Scudo 1.6 Mj	—	from 2006	1560	90	4		2)	621F134801EA		
Scudo 2.0 JTD (not prepared)	—	from 2004	1997	109	4		2) 12) 14)	621F131200EA		
Scudo 2.0 JTD (prepared)	—	from 2004	1997	109	4		2) 12) 13)	621F133000EA		
Scudo 2.0 MJ	—	from 2007	1997	120	4		2)	621F134501EA		
Scudo 2.0 MJ	Euro 5	from 2007	1997	128	4		2)	621F135501EB		
Scudo EL 2.0 JTD (RHX engine) (not prepared)	—		1997	94/110	4		2) 12) 14)	621F131200EA		
Scudo EL 2.0 JTD (RHX engine) (prepared)	—	from 2003	1997	94/110	4		2) 12) 13)	621F133000EA		
Ford										
Transit connect 1.8TDCI (not prepared)	—	from 2004	1753	90	4		2)	621FO27997EA		621FO27997EA
Isuzu										
NKR85 (K35Y07)	—	from 2007	2999	150	4		2)	621IS01804EA		
NLR-NMR-NLS 85 (small cabin)	Euro 4/5	from 2008	2999	150	4		2)	621IS02111EB		
NPR 75 5.2 TDI	—	from 2007	5193	190	4		2)	621IS02211EA		
NPR 75 5.2 TDI RHD	—	from 2007	5193	190	4		2)	621IS02301EA		
NPR75/NQR75 RHD	—	from 2006	5193	150/175	4		2)	621IS01610EA		
NQR75 – NPR75 5.2TD	—	from 2006	5193	150/175	4		2)	621IS01509EA		
NPR77 LL 3.0TD Int.	—	from 11/2001	2999		4		2)	621IS01106EC		
NPR85 L gsx (large cabin)	Euro 4/5	from 2008	2999	150	4		2)	621IS02011EB		
NPR85 (P35Y07)	—	from 2007	2999	150	4		2)	621IS01709EB		
NPR85 (large cabin)	Euro 5/6	from 2014	2999	150	4		2)	621IS02611A		
NPR85 (narrow cabin)	Euro 5/6	from 2014	2999	150	4		2)	621IS02711A		
Series F FR100 10T tdi J533005828	—						2)	621IS02501EA		
Series F FS120 12T J533005259	—						31)	621IS02400EA		
Iveco										
Daily 2.3 HPT	Euro 5	up to 2011	2286	106/145	4	Original	2)	621IV02518EA		
Daily 2.3HPI	—	2006 – 2009	2286	116	4	Original	2)	621IV02217EA		
Daily 2.3HPI	—	1999 – 2005	2286	96/116	4	Original	2)	621IV01816EB		
Daily 2.8D/TD/JTD	—	1999 – 2005	2798	125/146	4	Original	2)	621IV01916EC		
Daily 3.0 HPT	Euro 5	up to 2011	2998	145/170	4	Original	2)	621IV02418EA		
Daily 3.0 HPT	Euro 4	2006 – 2009	2998	177	4	Original	2)	621IV02117EA		

Integrated air-conditioning systems

Air-conditioning kit, including evaporator, for light-duty vehicles

Model	Emissions standard	Model year	Cubic capacity	HP	Cylinders	Control element	Notes	Order number		
								Air-conditioning kit	Accessories	Accessories
Daily 3.0 JTD 16V (also for 169HP engine) (Euro 3)	—	from 2004	3000	136	4	Original	2)	621IV02016EB		
Daily 3.0 JTD 16V (also for 169HP engine) (Euro 3)	—	from 2006	3000	136	4	Original	2)	621IV02016EB	62A031010A	
ECO Daily 2.3 HPI	—	up to 2010	2286	116	4	Original	2)	621IV02218EA		
ECO Daily 35C 3.0 Hpi	—	2010 – 2011	2998	177	4	Original	2)	621IV02118EA		
Eurocargo 120 E18 – 130 E18 – 150 E18	—		5861	177	6		2)	621FI199109EA		
Eurocargo 120 E23 – 130 E23	—		5861	227	6		2)	621FI197109EA		
Eurocargo 120 E23 – 130 E24	—		5861	227	6		2)	621FI197109EA		
Eurocargo 60E – 65E – 75E 12/14	—		3908	116/136	4		2)	621FI199109EA		
Eurocargo 80E 15/18 – 100E 15/18	—		5861	143/177	6		2)	621FI199109EA		
Eurocargo TECTOR E17	—	up to 2006	3920	170	4		2)	621IV00908EA		
Eurocargo TECTOR E18	—	up to 2006	5880	182	6		2)	621IV00908EA		
Eurocargo TECTOR E21	—	up to 2006	5880	209	6		2)	621IV00908EA		
Eurocargo TECTOR E24	—	up to 2006	5880	240	6		2)	621IV00908EA		
Eurocargo TECTOR E28	—	up to 2006	5880	275	6		2)	621IV00908EA		
Eurocargo TECTOR E13 E15	Euro 3/4	from 2006	3920	150	4		2)	621IV02318EA		
Eurocargo TECTOR E13 E15	Euro 2	up to 2006	3920	150	4		2)	621IV00908EA		
Eurocargo TECTOR E17	Euro 3/4	from 2006	3920	170	4		2)	621IV02318EA		
Eurocargo TECTOR E18	Euro 3/4	from 2006	5880	182	6		2)	621IV02318EA		
Eurocargo TECTOR E21	Euro 3/4	from 2006	5880	209	6		2)	621IV02318EA		
Eurocargo TECTOR E24	Euro 3/4	from 2006	5880	240	6		2)	621IV02318EA		
Eurocargo TECTOR E28	Euro 3/4	from 2006	5880	275	6		2)	621IV02318EA		
Eurotech 190 E42 – 440 E42	—		13798	420	6		2)	621IV00404EA		
Eurotech 240/260 E42 6x2	—		13798	420	6		2)	621IV00404EA		
Eurotrakker 380 E37	—		13798	370	6		2)	621IV00404EA		
Eurotrakker 380 E42	—		13798	420	6		2)	621IV00404EA		
Mercedes-Benz										
Actros 1831 L	—		11946	313	6V		2) 18)	621MB298110EB		
Actros 1835 L	—		11946	354	6V		2) 18)	621MB298110EB		
Actros 1840 L	—		11946	394	6V		2) 18)	621MB298110EB		
Actros 1840 L with e/magnetic radiator fan	—		11946	394	6V		2) 18)	621MB298110EB	62A03870A	
Actros 1843 L	—		11946	428	6V		2) 18)	621MB298110EB		
Pulley kit for electronic fan clutch								62A03870A		
Sprinter 2.2 CDI	—	from 2006	2148	150	4		2) 20)	621MB32400EA	62A031028A	
Sprinter 2.2 CDI (also for RHD drive)	—	from 2006	2148	150	4		2) 17)	621MB32400EA	62A031029A	
Sprinter 208-308 CDI (OM 611 engine)	—	from 2000	2150	82	4	Original	2)	621MB311116ED		
Sprinter 211-311 CDI (OM 611 engine)	—	from 2000	2150	109	4	Original	2)	621MB311116ED		
Sprinter 213-313 CDI (OM 611 engine)	—	from 2000	2150	129	4	Original	2)	621MB311116ED		
Sprinter 216-316-416 (OM 612 engine)	—		2686	156	5	Original	2)	621MB311116ED		
Sprinter 3.0 DCI	—	from 2006	2987	184	6		2) 17)	621MB32400EA	62A031061A	
Sprinter 308 CDI (OM 611 engine)	—	from 2000	2150	79	4	Original	2)	621MB311116ED		
Sprinter 316 2.2 CDI	Euro 5	from 2009	2143	163	4		2) 20)	621MB32400EA	62A031117A	

Model	Emissions standard	Model year	Cubic capacity	HP	Cylinders	Control element	Notes	Order number		
								Air-conditioning kit	Accessories	Accessories
Vario 4.2 (OM904LA – NA 60 engine)	—	from 2000	4250	152	4		2)	621MB323122EA	62A031001A	
Vario 4.2 (OM904LA – NA 60 engine)	—	from 2000	4250	152	4		32)	62A031001A		
Vito 108 2.2 CDI (OM611 engine) (only driver's cabin)	—	1994 – 2000	2151	82	4	Original	2) 16)	621MB307114ED		
Vito 108 2.3 D (only driver's cabin)	—	1994 – 2000	2299	79	4		2)	621MB296108EB		
Vito 109-111-115 2.2CDI	—	from 2003	2148	108	4		2)	621MB322121EA		
Vito 110 2.2 CDI (OM 611 engine) (only driver's cabin)	—	1994 – 2000	2151	102	4	Original	2) 16)	621MB307114ED		
Vito 110 2.3 TD (only driver's cabin)	—	1994 – 2000	2299	98	4		2)	621MB296108EB		
Vito 112 2.2 CDI (OM 611 engine) (only driver's cabin)	—	1994 – 2000	2151	122	4	Original	2) 16)	621MB307114ED		
Nissan										
INTERSTAR 2.2/2.5 DCI (not prepared)	—	from 2004	2500	120	4		2) 20)	621RE20100EA	62A03967A	
INTERSTAR 2.2/2.5 DCI (not prepared)	—	from 2004	2500	120	4		2) 21)	621RE20100EA	62A03968A	
INTERSTAR 2.5 DCI	Euro 4	from 2006	2464	120	4		2) 19)	621RE20200EA	62A031030A	
Primastar 2.0 DCI	—	2006 – 2008	1995	90 – 115	4		2)	621RE20397EA		
Primastar C27 – C29 1.9 DCI (not prepared)	—	from 2003	1870	82/101	4		2)	621OP27776EA		
Primastar C27 – C29 2.5 DCI	—	from 2003	2463	133	4		2)	621NI02319EA		
Rear evaporator for Primastar 2.0 + ventilation duct kit (only suitable with Webasto solution)	—							62U003FF058EA	623RE89EA	
Opel										
Movano 2.2/2.5 DCI (not prepared)	—	2003 – 2006	2500	120	4		2) 20)	621RE20100EA	62A03967A	
Movano 2.2/2.5 DCI (not prepared)	—	2003 – 2006	2500	120	4		2) 21)	621RE20100EA	62A03968A	
Movano 2.5 DCI	Euro 4	from 2006	2464	120	4		2) 20)	621RE20200EA	62A031030A	
New Combo 1.7 DTI (Y17DT engine)	—		1686	75	4	Original	2) (b)	621OP28300EA	623OP75EA	
Vivano 2.0 rear evaporator + ventilation duct kit (only suitable with Webasto solution)	—							62U003FF058EA	623RE89EA	
Vivaro 1.9 DI-DTI (F9Q engine) (not prepared)	—	from 2001	1870	80/100	4		2)	621OP27776EA		
Vivaro 2.0 CDTi	—	2006 – 2008	1995	90 – 115	4		2)	621RE20397EA		
Vivaro 2.5 DTI	—	from 2003	2463	133	4		2)	621NI02319EA		
Peugeot										
Bipper 1.3 HDI	Euro 4	from 11/2008	1248	75	4		2) 1)	621FI35401EA		
Bipper 1.4 HDI	Euro 4	from 2008	1399	70	4		2)	621CI13501EA		
Boxer 2.0 HDI (Version 244)	—	from 05/2004	1997	84	4	Webasto	2) 7)	621FI33500EA	62A03898A	
Boxer 2.0 HDI (Version 244)	—	from 05/2004	1997	84	4	Original	2) 7)	621FI33500EA	62A03915A	
Boxer 2.0 HDI (Version 244)	—	up to 05/2004	1997	84	4	Webasto	2) 8)	621FI33500EA	62A03955A	62A03898A
Boxer 2.0 HDI (Version 244)	—	up to 05/2004	1997	84	4	Original	2) 30)	621FI33500EA	62A03955A	62A03915A
Boxer 2.2 HDI	Euro 4	from 2006	2198	101/120	4	Original	5)	621FI34400EB	62A031020B	62A031017A
Boxer 2.2 HDI	Euro 4	from 2006	2198	101/120	4	Webasto	5)	621FI34400EB	62A031020B	62A031018A
Boxer 2.2 HDI	Euro 5	up to 2010	2198	100	4	Webasto	5)	621CI13601EA		
Boxer 2.2 HDI	Euro 5	up to 2010	2198	100	4	Original	5)	621CI13701EA		

Integrated air-conditioning systems

Air-conditioning kit, including evaporator, for light-duty vehicles

Model	Emissions standard	Model year	Cubic capacity	HP	Cylinders	Control element	Notes	Order number		
								Air-conditioning kit	Accessories	Accessories
Boxer 3.0 HDI	Euro 4	from 2006	2999	157	4	Original	6)	621F134300EB	62A031019A	62A031017A
Boxer 3.0 HDI	Euro 4	from 2006	2999	157	4	Webasto	6)	621F134300EB	62A031019A	62A031018A
Boxer 3.0 HDI	Euro 4	from 2006	2999	157	4	Original	5)	621F134300EB	62A031020B	62A031017A
Boxer 3.0 HDI	Euro 4	from 2006	2999	157	4	Webasto	5)	621F134300EB	62A031020B	62A031018A
Boxer 3.0 HDI	Euro 5	up to 2010	2998	158	4	Webasto	5)	621F136001EA		
Boxer 3.0 HDI	Euro 5	up to 2010	2998	158	4	Original	5)	621F136101EA		
Boxer 330-350 2.8 HDI	—		2798	127	4		2) 15)	621F130400EB	62A03864B	
Expert 1.6 HDI	—	from 2006	1560	90	4		2)	621F134801EA		
Expert 2.0 HDI	Euro 4	from 2007	1997	120	4		2)	621F134501EA		
Expert 2.0 MJ	Euro 5		1997	128	4		2)	621F135501EB		
Expert 220/230 2.0 HDI	—		1997	94	4		2) 22)	621F131200EA	62A03872A	
Partner/Ranch 1.6 HDI	Euro 4	from 2006	1560	75	4			621C113300EB	623C149EA	
Renault										
Kangoo 1.5 DCI	Euro 4	from 2008					2)	621RE20401EA		
Kangoo 1.5 DCI (K9K engine)	—	up to 2003	1461	65	4		2)	621RE19891EB		
Master 2.2/2.5 DCI (not prepared)	—	from 2004	2500	120	4		2) 20)	621RE20100EA	62A03967A	
Master 2.2/2.5 DCI (not prepared)	—	from 2004	2500	120	4		2) 32)	621RE20100EA	62A03968A	
Master 2.3 DCI with PTO	Euro 5	from 2010	1998	125	4		2) 20) 33)	621RE20501EA		
Master 2.5 DCI	Euro 4	from 2006	2464	120	4		2) 20)	621RE20200EA	62A031030A	
Master/Mascott 3.0 DCI (inclined engine)	—	from 2004	2953	136	4			621RE20100EA	62A03988A	
Trafic 1.9 DCI TD (F9Q76 engine)	—	from 2001	1870	80/100	4		2)	621OP27776EA		
Trafic 2.0 DCI	Euro 4	2006 – 2008	1995	90 – 115	4		2)	621RE20397EA		
Trafic 2.0 rear evaporator + ventilation duct kit (only suitable with Webasto solution)	—							62U003FF058EA	623RE89EA	
Trafic 2.5 DCI	—	from 2003	2463	140	4		2)	621NI02319EA		
Skoda										
ROOMSTER 1.4	—	from 2007	1422	80	3	ORIGINAL	2)	621SK01600EA	62A031045A	
ROOMSTER 1.5	—	from 2007	1422	80	3	Webasto	2)	621SK01600EA	62A03930A	
Volkswagen										
Caddy 1.4 16V (BCA engine) (only Caddy-Caddy life)	—	from 2004	1390	75	4	62MAN054A	2) 23)	621VW22400EA	62A03951A	
Caddy 1.6 (BGU engine)	—	from 2004	1390	102	4	62MAN054A	2) 23)	621VW22400EA	62A03953A	
Caddy 1.6 (FSI engine, BAG-BLG)	—	from 2004	1390	115	4	62MAN054A	2) 23)	621VW22400EA	62A03956B	
Caddy 1.9/2.0 TDI (BKC/BRU/BJB engine)	—	from 2008	1390	90/105/140	4	62MAN057A	2) 27)	621VW22800EA	62A03958A	62A031027B
Caddy 1.9/2.0 TDI (BKC/BRU/BJB engine)	—	from 2008	1390	90/105/140	4		2) 27)	621VW22800EA	62A031026A	
Caddy 1.9/2.0 TDI (BKC/BRU/BJB engine)	—	from 2008	1390	90/105/140	4		2) 27)	621VW22800EA	62A031027B	
Caddy 1.9/2.0 TDI (BKC/BRU/BJB engine)	—	from 2004	1390	90/105	4	62MAN057A	2) 24) 29)	621VW22600EA	62A03958A	62A031027B
Caddy 1.9/2.0 TDI (BKC/BRU/BJB engine)	—	from 2004	1390	90/105	4	62MAN057A	2) 25) 27)	621VW22600EA	62A031026A	
Caddy 1.9/2.0 TDI (BKC/BRU/BJB engine)	—	from 2004	1390	90/105	4	62MAN057A	2) 26) 27)	621VW22600EA	62A031027B	
Caddy 2.0 TDI (BKC/BRU/BJB engine)	—	from 2004	1984	140	4	62MAN057A	2) 24) 27)	621VW22600EA	62A03958A	62A031027B
Caddy 2.0 TDI (BKC/BRU/BJB engine)	—	from 2004	1984	140	4	62MAN057A	2) 25) 27)	621VW22600EA	62A031026A	

Model	Emissions standard	Model year	Cubic capacity	HP	Cylinders	Control element	Notes	Order number		
								Air-conditioning kit	Accessories	Accessories
Caddy 2.0 TDI (BKC/BRU/BJB engine)	—	from 2004	1984	140	4	62MAN057A	2) 26) 27)	621VW22600EA	62A031027B	
Crafter 2.0 TDI (incl. bipower)	Euro 5	from 2011	1968	109/163	4		20)	621MB32400EA	62A031109A	
Crafter 2.5	—	from 2006	2461	136	5		17)	621MB32400EA	62A031042A	
Crafter 2.5	Euro 4	from 2006	2461	136	5		20)	621MB32400EA	62A031043A	
Crafter 2.5 TDI	Euro 4	from 2006	2461	136	5		2) 17)	621VW22501EA		
LT35 2.5 SDI (AGX, AVR engine)	—	from 1999	2459	75/102	5		2)	621VW19051ED		
LT35 2.5 TDI (AHD, ANJ, BBF, BBE, APA, AVR engine)	—	from 1999	2459	75/102	5		2)	621VW19051ED		
Manual control kit for VW T4 MY 1999 with original rear heater	—							62MAN049A		
Transporter 1.9 TDI T5 (AXB, AXC engine)	—	from 2003	1898	80	4			621VW21956EC		
Transporter 1.9 TDI T5 (BRS, BRR engine)	—	from 2003	1898	80	4		34)	621VW21956EC		
Transporter 2.4 D T4	—	from 1996	2370	78	5	62MAN047A	2) 28)	621VW17400EB	62A03706C	
Transporter 2.4 D T4	—	from 1999	2370	78	5	62MAN048A	2) 28)	621VW17400EB	62A03706C	
Transporter 2.4 D T4	—	from 1996	2370	78	5	62MAN047A	2) 29)	621VW17400EB	62A03712B	
Transporter 2.4 D T4	—	from 1999	2370	78	5	62MAN048A	2) 29)	621VW17400EB	62A03712B	
Transporter 2.5 TDI T4	—	from 1996	2459	102	5	62MAN047A	2) 28)	621VW17500EB	62A03706C	
Transporter 2.5 TDI T4	—	from 1999	2459	102	5	62MAN048A	2) 28)	621VW17500EB	62A03706C	
Transporter 2.5 TDI T4	—	from 1996	2459	102	5	62MAN047A	2) 29)	621VW17500EB	62A03712B	
Transporter 2.5 TDI T4	—	from 1999	2459	102	5	62MAN048A	2) 29)	621VW17500EB	62A03712B	
Transporter 2.5i T4	—	from 1996	2461	110	5	62MAN047A	2) 28)	621VW17400EB	62A03706C	
Transporter 2.5i T4	—	from 1999	2461	110	5	62MAN048A	2) 28)	621VW17400EB	62A03706C	
Transporter 2.5i T4	—	from 1996	2461	110	5	62MAN047A	2) 29)	621VW17400EB	62A03712B	
Transporter 2.5i T4	—	from 1999	2461	110	5	62MAN048A	2) 29)	621VW17400EB	62A03712B	
Transporter T5 2.0 TDI	Euro 5	from 2010	1968	102	4			621VW22056EA		

Notes

- For the 5-Euro version, a separate V-belt, number 62013716EA, is required
- Air-conditioning system with manual control element
- Additional cable harness kit for Jumpy 2.0 HDI TD
- Only for vehicles without a prepared oil pump
- Cable harness for unequipped vehicles
- Cable harness for equipped vehicles
- Kit suitable for new engines with rear power steering pump, with chassis number 7431721 from 04.05.2004
- Kit for old engines with front power steering pump (previously 621F132300EA)
- Additional cable harness kit for Ducato 2.9 JTD 231 Series
- Vehicles with single-groove driving pulley
- Additional cable harness kit for Scudo 2.0 HDI TD
- Additional cable harness kit for Scudo 2.0 HDI TD
- Only for vehicles with existing oil pump
- Only for vehicles without an oil pump
- Additional cable harness kit for Boxer 2.8 HDI
- Additional equipment for vehicles without air recirculation
- For kit with V5 compressor
- Only vehicles with hydraulic clutch
- Kit with SP15 (154cc) compressor

(contained in 62A031030A)

- Kit with SP15 (154cc) compressor
- Kit with SP10 (110cc) compressor
- Additional cable harness kit for Expert 2.0 HDI
- Compressor installation kit for Caddy Gasoline
- Additional kit for vehicles with a radiator fan
- Equipment for vehicles with a double radiator fan and with the engine cooling sensor for temperature (G83) positioned on the radiator hose
- Equipment for vehicles with a double radiator fan and with the engine cooling sensor for temperature (G83) positioned behind the generator
- Standardized version (Euro 3, Euro 4)
- Additional kit for vehicles with a low-height original radiator (height 380 mm)
- Additional equipment for vehicles with a high original radiator (height 477mm)
- Original air-conditioning cover panel kit with air-conditioning switch and heater switch at the rear
- Required: compressor 621832328A and thermostat 628980474290A
- Required for use in cabin, not required for use with a second compressor
- Power steering, generator mount and hose
- V-belt 62013687A must be added

Scope of delivery, air-conditioning kit

- Compressor
 - Compressor installation kit
 - Condenser with mount
 - Evaporator with accessories
 - Collector/dryer
 - Pressure switch
 - Cable harness
 - Refrigerant lines and connections
- On some vehicles, there is a choice between an original OE and a Webasto control component

Integrated air-conditioning systems

Air-conditioning kit without an evaporator

Model	Emissions standard	Model year	Cubic capacity	HP	Cylinders	Notes	Order number	
							Air-conditioning kit	Accessories
Citroën								
Berlingo 1.6 HDI	Euro 4	from 2006	1560	75	4		621ZFCI006EB	
Berlingo 1.9D MJ 2003	—	from 09/2002		69	4		621ZFCI005EA	
Jumper 2.0 HDI	—	up to 05/2004	1997	84	4	1)	621ZFFI010EA	62A03955A
Jumper 2.0 HDI	—	from 05/2004	1997	84	4	2)	621ZFFI010EA	
Jumper 2.3 MJT	Euro 4	from 2006	2287	120	4		621ZFFI013EA	
Jumper 3.0 MJT	Euro 4	from 2006	2999	157	4		621ZFFI014EA	
Jumpy 1.6 HDI	Euro 4	from 2006	1560	90	4		621ZFFI015EA	
Jumpy 2.0 HDI	Euro 4	from 2007	1997	120	4		621ZFFI011EA	
Jumpy 2.0 HDI (without existing oil pump) (RHX engine)	—		1997	94	4		621ZFFI009EA	62A03872A
Nemo 1.4 HDI	Euro 4	from 2008	1399	70	4		621ZFCI007EB	
Fiat								
Doblò 1.9 D	—	from 2000	1910	63	4		621ZFFI003EA	
Doblò 1.9 JTD	Euro 3		1910	100	4		621ZFFI004EA	
Ducato 2.0 JTD	—	up to 05/2004	1997	84	4	1)	621ZFFI010EA	62A03956A
Ducato 2.0 JTD	—	from 05/2004	1997	84	4	2)	621ZFFI010EA	
Ducato 2.2 Mj	—	from 2006	2198	101	4		621ZFFI012EA	
Ducato 2.3 JTD (244 Series)	—	from 2001	2286	110	4		621ZFFI007EA	
Ducato 2.3 Mj	—	from 2006	2287	120	4		621ZFFI013EA	
Ducato 2.8 JTD (244 Series)	—	from 2001	2798	127	4		621ZFFI005EA	
Ducato 3.0 Mj	—	from 2006	2999	157	4		621ZFFI014EA	
Fiorino 1.3 MJT 16v	Euro 4	from 2008	1248	75	4		621ZFFI016EB	
Scudo 1.6 MJT	Euro 4	from 2006	1560	90	4		621ZFFI015EA	
Scudo 2.0 JTD (without existing oil pump) (RHX engine)	—		1997	94	4		621ZFFI009EA	62A03872A
Scudo 2.0 MJT	Euro 4	from 2007	1997	120	4		621ZFFI011EA	
Ford								
Transit 2.2 TDCi	—	from 2006	2200	110	4		621ZFFO003EA	
Transit 2.4 TD (unprepared vehicles)	—	from 2000	2402	90	4		621ZFFO002EA	62A03882A
Transit 2.4 TD (prepared vehicles)	—	from 2000	2402	90	4		621ZFFO002EA	62A03881A
Transit 2.4 TDCi	—	from 2007	2402	140	4		621ZFFO005EA	
Transit 280/300 2.0 TDI	—	from 04/2005	1998	75/100	4		621ZFFO004EA	
Transit 280/300 2.0 TDI	—	up to 04/2005	1998	75/100	4		621ZFFO004EA	62A031005A
Iveco								
Daily 2.3 HPI	—	up to 2006	2286	96/116	4		621ZFV002EA	
Daily 2.3 HPI	—	from 2006	2286	116	4		621ZFV003EA	
Daily 29 L11/35 S11/2.8 TD	—	from 1999	2798	105	4		621ZFV001EA	
Daily 29 L9/35 S9/2.8 D	—	from 1999	2798	85	4		621ZFV001EA	
Daily 3.0 JTD	Euro 4	from 2006	2998	177	4		621ZFV004EA	
Daily 35 S13/2.8 JTD	—	from 1999	2798	125	4		621ZFV001EA	
Mercedes-Benz								
Sprinter 2.2 CDI GSX	Euro 4	from 2006	2148	150	4		621ZFMB004EA	
Sprinter 313 CDI OM 611 612	—		2150	129	4/5		621ZFMB003EA	
Vito 108 2.2 CDI	—		2151	82	4		621ZFMB002EA	
Vito 110 2.2 CDI	—		2151	102	4		621ZFMB002EA	

Model	Emissions standard	Model year	Cubic capacity	HP	Cylinders	Notes	Order number	
							Air-conditioning kit	Accessories
Nissan								
Primastar 2.0 DCI	Euro 4	from 2006	1995	90/115	4		621ZFRE009EA	
Opel								
Combo 1.7 DTI (Y17DT engine)	Euro 3		1686	75	4		621ZFOP001EA	
Movano 2.2 DTI/2.5 DCI (not prepared for AC)	—	from 2001	2188	90	4		621ZFRE003EA	
Movano 2.2 DTI/2.5 DCI (prepared for AC)	—	from 2001	2188	90	4		621ZFRE006EA	
Movano 2.5 DCI	Euro 4	from 2006	2464	120	4		621ZFRE008EA	
Vivaro 1.9 DI-DTI (F9Q engine) (not prepared)	—	from 2001	1870	80/100	4		621ZFRE004EA	
Vivaro 2.0 DCI	Euro 4	from 2006	1995	90/115	4		621ZFRE009EA	
Peugeot								
Bipper 1.4 HDI	Euro 4	from 2008	1399	70	4		621ZFCI007EB	
Boxer 2.0 HDI	—	up to 05/2004	1997	90	4	1)	621ZFFI010EA	62A03955A
Boxer 2.0 HDI	—	from 05/2004	1997	90	4	2)	621ZFFI010EA	
Boxer 2.3 MJT	Euro 4	from 2006	2287	120	4		621ZFFI013EA	
Boxer 3.0 MJT	Euro 4	from 2006	2999	157	4		621ZFFI014EA	
Expert 1.6 HDI	Euro 4	from 2006	1560	90	4		621ZFFI015EA	
Expert 2.0 HDI	Euro 4	from 2007	1997	120	4		621ZFFI011EA	
Expert 2.0 HDI (with unprepared oil pump) (RHX engine)	—		1997	94	4		621ZFFI009EA	62A03872A
Partner/Ranch 1.6 HDI	Euro 4	from 2006	1560	75	4		621ZFCI006EB	
Partner/Ranch 1.9D MY2003	—	from 09/2002		69	4		621ZFCI005EA	
Renault								
Kangoo 1.5 DCI (K9K engine)	—	up to 2003	1461	68 – 82	4		621ZFRE007EA	
Kangoo 1.5 DCI (Euro 4) (K9K engine)	—	from 2008	1461	105	4		621ZFRE010EA	
Master 2.2 T35 2.5 DCI (not prepared for AC) (G9T engine)	—	from 2001	2188	90	4		621ZFRE003EA	
Master 2.2 T35 2.5 DCI (prepared for AC) (G9T engine)	—	from 2001	2188	90	4		621ZFRE006EA	
Master 2.5 DCI	Euro 4	from 2006	2464	120	4		621ZFRE008EA	
Trafic 1.9 DCI TD (not prepared) (F9Q76 engine)	—	from 2001	1870	80/100	4		621ZFRE004EA	
Trafic 2.0 DCI	Euro 4	from 2006	1995	90/115	4		621ZFRE009EA	
Volkswagen								
Crafter 2.5 TDI gsx (BJL engine)	—	from 2006	2459	136	5		621ZFWW006EA	
LT 35 2.5 TDI	—		2459	102	5		621ZFWW002EA	
T5 2.0 TDI CCA	Euro 5		1968	80/140	4		621ZFWW007EA	
Transporter 1.9 TDI T5	—	from 2003	1898	105	4	3)	621ZFWW005EA	

Notes

- Equipment suitable for old engines with front power steering pump (previously 1ZDFI006E)
- Equipment suitable for new engines with rear power steering pump (identified by chassis number of 7431721dd 04.05.2004)
- For vehicles with multi-groove V belt

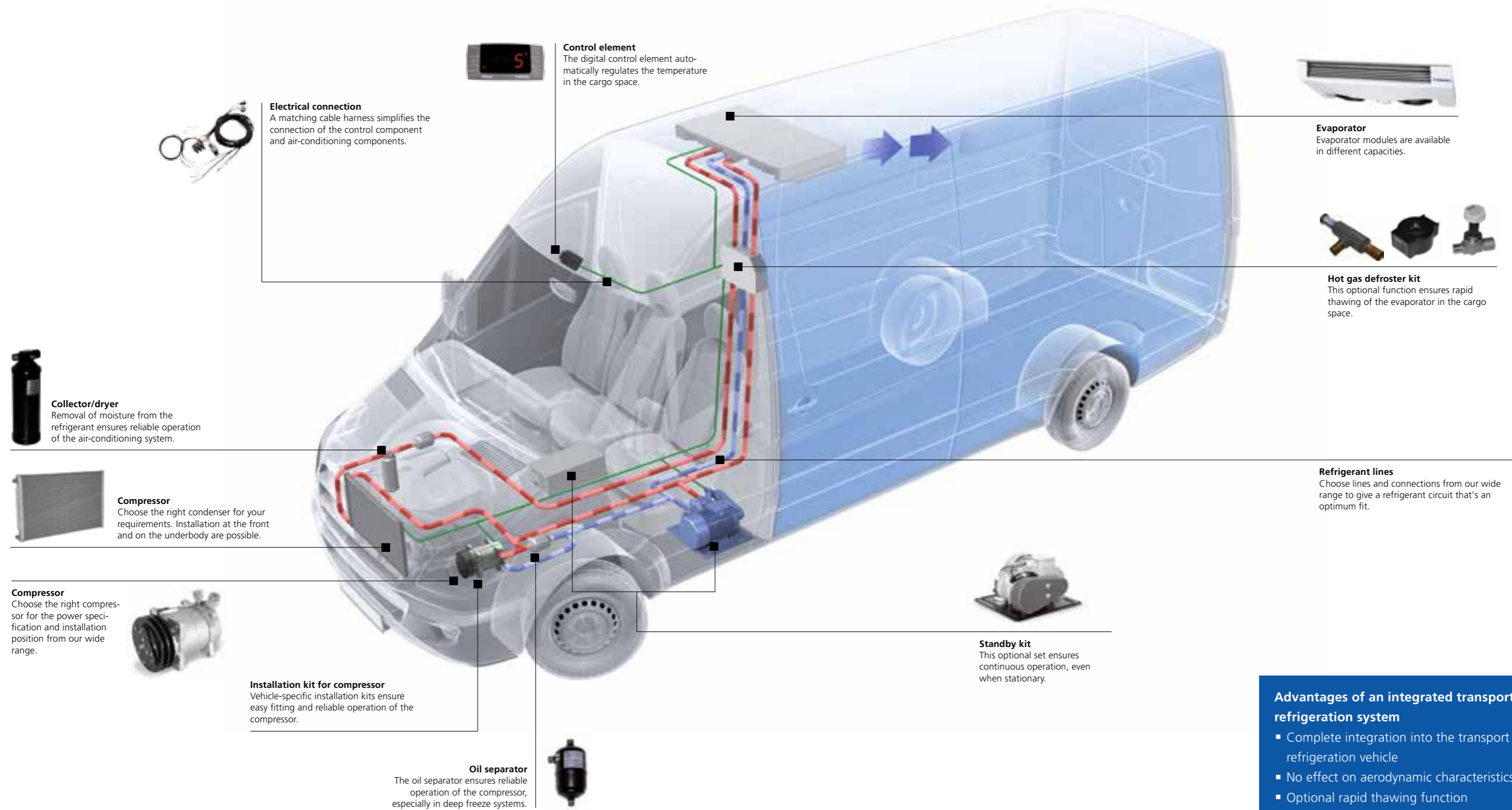
Scope of delivery, air-conditioning kit

- Scope of delivery, air-conditioning kit
- Compressor
 - Compressor installation kit
 - Condenser with mount
 - Collector/dryer
 - Pressure switch
 - Cable harness
 - Refrigerant lines and connections

Application of an integrated transport refrigeration system

Webasto integrated transport refrigeration systems are suitable for fresh produce delivery (> 0°C) and for deep frozen cargo (< 0°C). They are available in various capacities up to 3,660 W. An optional standby function allows operation independently of the engine. The system components are fully integrated into the vehicle and can be tailored to the individual application and requirements. Vehicle-specific installation kits are available.

The functionality of a transport refrigeration system can be found on page 130.



- Advantages of an integrated transport refrigeration system**
- Complete integration into the transport refrigeration vehicle
 - No effect on aerodynamic characteristics
 - Optional rapid thawing function

Transport refrigeration systems

Integrated solutions



Transport refrigeration system fully integrated into the vehicle.

Optimum component combinations thanks to modular system.

The transport refrigeration systems ensure that perishable goods can be transported over long distances at the optimum temperature and reach their destination in perfect condition. The components of this cooling system, such as evaporators, condensers and compressors as well as a large range of accessories can be combined to give individually tailored solutions. This gives a high degree of flexibility and adaptability to different applications as specified by the customer. With powerful blowers, they offer reliability and a long service life, important factors in transport refrigeration. Depending on the desired temperature range, the system can be filled with the refrigerant R134a or R404A. An electric motor is available as an option for standby operation.

Pordoi

Modular system for almost all light-duty vehicles. The fully integrated design ensures that neither the exterior appearance nor the aerodynamics of the vehicle are negatively affected.

- Integrated system
- Tailor-made refrigeration units for commercial vehicles with cargo spaces up to 18 m³
- Cooling capacity up to 3,660 W
- Automatic temperature regulation
- High efficiency in all temperature ranges
- High-quality reliable components from proven series production processes
- ATP (Accord Transport Perishable) certification for all units

Technical data

Model overview	Pordoi 2000		Pordoi 3000		Pordoi 4000	
	Standby unit optional					
Refrigerant	R404A	R134a	R404A	R134a	R404A	R134a
Nominal cooling capacity (according to ATP standard), at ambient temperature of +30 °C and compartment temperature of 0 °C, in engine/standby operation optional (W)	2,493/753	1,565/1,233	2,799/890	2,203/1,636	3,660/1,133	2,616/1,858
Nominal cooling capacity (according to ATP standard), at ambient temperature of +30 °C and compartment temperature of -20 °C, in engine/standby operation optional (W)	1,206/-	-	1,332/-	-	1,926/-	-
Nominal cooling capacity (according to ATP standard), at ambient temperature of +30 °C and compartment temperature of +5 °C, in engine/standby operation optional (W)	-	1,895/1,539	-	2,714/1,994	-	3,101/2,329
Nominal voltage (V)	12					
Air flow (m ³ /h)	670		1040		1534	
Max. total power consumption at 12 V, in engine/standby operation (A)	depending on application/ 14		depending on application/ 16			
Dimensions Condenser unit/evaporator unit L x W x H (mm)	depending on application/ 660 x 500 x 157		depending on application/ 900 x 500 x 157		depending on application/ 1000 x 500 x 157	
Weight Condenser unit/evaporator unit (kg)	depending on application/ 7.5		depending on application/ 10.5		depending on application/ 12.5	
Accessories	Standby unit					

Pordoi 2000

Model overview	Scope of delivery	Order number
Pordoi 2000	Evaporator unit with refrigerant R404A, Product documentation	62U003FF109EC
Pordoi 2000	Evaporator unit with refrigerant R134a, Product documentation	62U003FF123EB
Accessories		
Standby unit		62U006SB04D
Standby unit with accessories		62U006SB09D

Pordoi 3000

Model overview	Scope of delivery	Order number
Pordoi 3000	Evaporator unit with refrigerant R404A, Product documentation	62U003FF111EC
Pordoi 3000	Evaporator unit with refrigerant R134a, Product documentation	62U003FF110EC
Accessories		
Standby unit		62U006SB04D
Standby unit with accessories		62U006SB09D

Pordoi 4000

Model overview	Scope of delivery	Order number
Pordoi 4000	Evaporator unit with refrigerant R404A, Product documentation	62U003FF112EC
Pordoi 4000	Evaporator unit with refrigerant R134a, Product documentation	62U003FF113EC
Accessories		
Standby unit		62U006SB04D
Standby unit with accessories		62U006SB09D

The performance data for your application may differ from the nominal values.

The following pages contain an overview of the available vehicle-specific installation kits. These contain a compressor with mount, condenser with mount, collector/dryer, pressure switch, cable harness, refrigerant lines and connections.

Transport refrigeration systems

Transport refrigeration kit for integrated solutions

Model	Emissions standard	Model year	Cubic capacity	HP	Cylinders	Notes	with original vehicle air-conditioning system	without original vehicle air-conditioning system	Order number		
									Transport refrigeration kit	Evaporator with refrigerant R134a	Evaporator with refrigerant R404A
Ducato 3.0 MJ	—	from 2006	2999	157	4	1)	■	■	621HDFI009NA		62U003FF125EA
Ducato X 250 2.2 MJT	Euro 4	from 2006	2287	120	4L		■	■	622HDFI001FB	62U003FF110EB	
Ducato X 250 2.2 MJT	Euro 4	from 2006	2287	120	4L		■	■	622HDFI001SB	62U003FF110EB	
Ducato X 250 2.2 MJT	Euro 4	from 2006	2287	120	4L		■	■	622HDFI001FB	62U003FF113EB	
Ducato X 250 2.2 MJT	Euro 4	from 2006	2287	120	4L		■	■	622HDFI001SB	62U003FF113EB	
Ducato X250 2.3 MJT	Euro 4	from 2006	2287	120	4L		■	■	622HDFI002FB	62U003FF110EB	
Ducato X250 2.3 MJT	Euro 4	from 2006	2287	120	4L		■	■	622HDFI002SA	62U003FF110EB	
Ducato X250 2.3 MJT	Euro 4	from 2006	2287	120	4L		■	■	622HDFI002FB	62U003FF113EB	
Ducato X250 2.3 MJT	Euro 4	from 2006	2287	120	4L		■	■	622HDFI002SA	62U003FF113EB	
Ducato X250 3.0 MJT	Euro 4	from 2006	2999	157	4		■	■	622HDFI003FA	62U003FF110EB	
Ducato X250 3.0 MJT	Euro 4	from 2006	2999	157	4		■	■	622HDFI003SA	62U003FF110EB	
Ducato X250 3.0 MJT	Euro 4	from 2006	2999	157	4		■	■	622HDFI003FA	62U003FF113EB	
Ducato X250 3.0 MJT	Euro 4	from 2006	2999	157	4		■	■	622HDFI003SA	62U003FF113EB	
Fiorino 1.3 MJ	Euro 5		1248	90	4		■	■	621HDPE001EA	62U003FF108EB	
Fiorino 1.3 MJT 16 V	Euro 4	from 2008	1248	75	4		■	■	621HDFI013EB	62U003FF108EB	
Fiorino 1.3 MJT 16 V	Euro 5		1248	75	4		■	■	622HDFI009FA	62U003FF108EB	
Fiorino 1.4 G methane	Euro 5	from 2011	1368	95	4		■	■	621HDFI019EA	62U003FF108EB	
Scudo 1.6 MJ	Euro 4	from 2007	1560	90	4		■	■	621HDFI012EA	62U003FF108EB	
Scudo 1.6 MJ	Euro 4	from 2007	1560	90	4		■	■	621HDFI012EA	62U003FF110EB	
Scudo 1.6 MJ	Euro 4	from 2007	1560	90	4	3)	■	■	622HDFI007FA	62U003FF108EB	
Scudo 1.6 MJ	Euro 4	from 2007	1560	90	4	3)	■	■	622HDFI007FA	62U003FF110EB	
Scudo 2.0 MJ	Euro 4	from 2007	1997	120	4		■	■	621HDFI011EA	62U003FF110EB	
Scudo 2.0 MJ	Euro 4	from 2007	1997	120/136	4		■	■	622HDFI004FA	62U003FF110EB	
Scudo 2.0 MJ	Euro 4	from 2007	1997	120/137	4		■	■	622HDFI004SA	62U003FF110EB	
Scudo 2.0 MJ	Euro 5		1997	128	4		■	■	621HDFI017EA	62U003FF110EB	
Scudo 2.0 MJ	Euro 5	from 2010	1997	163	4		■	■	622HDFI011FB	62U003FF110EB	
Scudo 2.0JTD (prepared)	—	from 2003	1997	94/109	4		■	■	621HDFI004EA	62U003FF108EB	
Scudo 2.0JTD (prepared)	—	from 2000	1997	94	4		■	■	622HDFI018SA	62U003FF108EB	
Ford											
TRANSIT (CUSTOM) 2.2 TDCI	Euro 5	from 2012	2200	100 – 125	4		■	■	622HDFO003FA	62U003FF110EB	
TRANSIT (CUSTOM) 2.2 TDCI	Euro 5	from 2012	2200	100 – 125	4		■	■	622HDFO003FA	62U003FF113EB	
TRANSIT (CUSTOM) 2.2 TDCI	Euro 5	from 2012	2200	100 – 125	4		■	■	621HDFO006SA	62U003FF110EB	
TRANSIT (CUSTOM) 2.2 TDCI	Euro 5	from 2012	2200	100 – 125	4		■	■	621HDFO006SA	62U003FF113EB	
Underbody condenser kit									62A031133A		
TRANSIT 2.2 TDCI	Euro 4	from 2006	2198	101	4		■	■	621HDFO003EA	62U003FF110EB	
TRANSIT 2.2 TDCI	Euro 4	from 2006	2198	115/140	4L		■	■	62HDFO002SD	62U003FF110EB	
TRANSIT 2.2 TDCI	Euro 4	from 2006	2198	101	4	1)	■	■	621HDFO003NA		62U003FF111EB
TRANSIT 2.2 TDCI	Euro 5	from 2012	2198	101	4	4)	■	■	62HDFO005SB	62U003FF110EB	
Underbody condenser kit	Euro 5								62A031034C		
TRANSIT 2.2 TDCI	Euro 5	from 2012	2200	100 – 125	4		■	■	622HDFO003SA	62U003FF110EB	
TRANSIT 2.2 TDCI	Euro 5	from 2012	2200	100 – 125	4		■	■	622HDFO003SA	62U003FF113EB	
TRANSIT 2.4 TDCI	Euro 4	from 2007	2402	140	4		■	■	621HDFO004EA	62U003FF110EB	
TRANSIT 2.4 TDCI	Euro 4	from 2007	2402	140	4		■	■	621HDFO004EA	62U003FF113EB	
TRANSIT 2.4 TDCI	Euro 4	from 2006	2402	140	4L		■	■	62HDFO001SB	62U003FF110EB	

Model	Emissions standard	Model year	Cubic capacity	HP	Cylinders	Notes	with original vehicle air-conditioning system	without original vehicle air-conditioning system	Order number		
									Transport refrigeration kit	Evaporator with refrigerant R134a	Evaporator with refrigerant R404A
TRANSIT 2.4 TDCI	Euro 4	from 2006	2402	140	4L		■	■	62HDFO001SB	62U003FF113EB	
TRANSIT CONNECT 1.8 TDCI (not prepared)	—	from 2003	1753	90	4		■	■	621HDFO002EA	62U003FF108EB	
Hyundai											
H100	—	from 2006	2476	81	4		■	■	621ZSHY01001A		
Iveco											
Daily 2.3 HPI	Euro 4	from 2006	2286	116	4		■	■	621HDIV004EA	62U003FF110EB	
Daily 2.3 HPI	Euro 4	from 2006	2286	116	4		■	■	621HDIV004EA	62U003FF113EB	
Daily 2.3 HPI	Euro 4	2003 – 2006	2286	116	4		■	■	622HDIV004SA	62U003FF110EB	
Daily 2.3 HPI	Euro 4	2003 – 2006	2286	116	4		■	■	622HDIV004SA	62U003FF113EB	
Daily 2.3 HPI	Euro 5		2286	106/126	4		■	■	622HDIV005SA	62U003FF110EB	
Daily 2.3 HPI	Euro 5		2286	106/126	4		■	■	622HDIV005SA	62U003FF113EB	
Daily 2.3 HPT	Euro 5	from 2011	2286	106/145	4		■	■	621HDIV008EA	62U003FF110EB	
Daily 2.3 HPT	Euro 5	from 2011	2286	106/145	4		■	■	621HDIV008EA	62U003FF113EB	
Daily 3.0	Euro 5	from 2010	2998	107/150	4		■	■	622HDIV006SA	62U003FF110EB	
Daily 3.0 HPI/HPT	Euro 4	from 2006	2998	146	4		■	■	621HDIV003EA	62U003FF110EB	
Daily 3.0 HPI/HPT	Euro 4	from 2006	2998	146	4		■	■	621HDIV003EA	62U003FF113EB	
Daily 3.0 HPT	Euro 5	from 2011	2998	145/170	4		■	■	621HDIV007EA	62U003FF110EB	
Daily 3.0 HPT	Euro 5	from 2011	2998	145/170	4		■	■	621HDIV007EA	62U003FF113EB	
Daily 3.0 JTD	—	from 2004	3000	170	4		■	■	621HDIV006EA	62U003FF110EB	
Daily 3.0 JTD	—	from 2004	3000	170	4		■	■	621HDIV006EA	62U003FF113EB	
Daily 3.0 JTD	—	2003 – 2006	3000	169/177	4		■	■	622HDIV001SB	62U003FF110EB	
Daily 3.0 JTD	—	2003 – 2006	3000	169/177	4		■	■	622HDIV001SB	62U003FF113EB	
Daily 3.1	Euro 5	from 2010	2998	107/150	4		■	■	622HDIV006SA	62U003FF113EB	
Mercedes-Benz											
Sprinter 2.2 CDI – GSX	Euro 4	from 2000	2148	150	4		■	■	621HDMB004EA	62U003FF110EB	
Sprinter 2.2 CDI – GSX	Euro 4	from 2000	2148	150	4		■	■	621HDMB004EA	62U003FF113EB	
Sprinter 2.2 CDI (MB N63)	Euro 4	up to 2006	2148	150	4		■	■	622HDMB004SB	62U003FF110EB	
Sprinter 2.2 CDI (MB N63)	Euro 4	up to 2006	2148	150	4		■	■	622HDMB004SB	62U003FF113EB	
Sprinter 2.2 CDI (MB N63)	Euro 4	from 2010	2143	163	4		■	■	622HDMB007SB	62U003FF110EB	
Sprinter 2.2 CDI (MB N63)	Euro 4	from 2010	2143	163	4		■	■	622HDMB007SB	62U003FF113EB	
Sprinter 2.2 CDI E4 OM 646 DELA	—	2006 – 2009	2148	150	4		■	■	622HDMB002SB	62U003FF110EB	
Sprinter 2.2 CDI E4 OM 646 DELA	—	2006 – 2009	2148	150	4		■	■	622HDMB002SB	62U003FF113EB	
Sprinter 2.2 DCI	—		2150	129	4		■	■	622HDMB005SB	62U003FF110EB	
Sprinter 2.2 DCI	—		2150	129	4		■	■	622HDMB005SB	62U003FF113EB	
Sprinter 3.0 CDI (Tend. Orig.) OM 642DELA	Euro 4	up to 2006	2987	184	6		■	■	622HDMB009SA	62U003FF110EB	
Sprinter 3.0 CDI (Tend. Orig.) OM 642DELA	Euro 4	up to 2006	2987	184	6		■	■	622HDMB009SA	62U003FF113EB	
Sprinter 316 2.2 CDI OM651 DE22LA (not suitable for vehicles with BlueEfficiency)	Euro 5	up to 2009	2143	163	4		■	■	622HDMB008SB	62U003FF110EB	
Sprinter 316 2.2 CDI OM651 DE22LA (not suitable for vehicles with BlueEfficiency)	Euro 5	up to 2009	2143	163	4		■	■	622HDMB008SB	62U003FF113EB	
Vito 109-111-115 2.2 DCI	Euro 4	from 2007	2148	95/116/150	4L		■	■	621HDMB005EA	62U003FF110EB	

Transport refrigeration systems

Transport refrigeration kit for integrated solutions

Model	Emissions standard	Model year	Cubic capacity	HP	Cylinders	Notes	with original vehicle air-conditioning system	without original vehicle air-conditioning system	Order number		
									Transport refrigeration kit	Evaporator with refrigerant R134a	Evaporator with refrigerant R404A
Vito 109-111-115 2.2 DCI	Euro 4	from 2007	2148	95/116/152	4L		■		621HDMB005EA	62U003FF113EB	
Vito 111-115 2.2 CDI	—	from 2003	2148	110 – 150	4		■		622HDMB006SA	62U003FF110EB	
Vito 111-115 2.2 CDI	—	from 2003	2148	110 – 150	4		■		622HDMB006SA	62U003FF113EB	
Vito 2.2 CDI (OM 646 engine), OM 651	Euro 4	from 2003	2148	109	4		■		621HDMB003EC	62U003FF110EB	
Vito 2.2 CDI (OM 646 engine), OM 651 (Euro 5)	Euro 4	from 2003	2148	109	4		■		621HDMB003EC	62U003FF113EB	
Nissan											
Interstar 2.2/2.5 DCI (prepared)	—	from 2003	2188/2463	90/115	4		■		621HDRE004EB	62U003FF110EB	
Interstar 2.2/2.5 DCI (prepared)	—	from 2004	2463	114	4		■		622HDRE003SA	62U003FF110EB	
Interstar 2.5 DCI	Euro 4	from 2006	2464	120	4		■		621HDRE011EA	62U003FF110EB	
Interstar 2.5 DCI	Euro 4	from 2006	2464	120	4		■		621HDRE011EA	62U003FF113EB	
Interstar 2.5 DCI	Euro 4	from 2006	2464	120	4		■		622HDRE001SA	62U003FF110EB	
Interstar 2.5 DCI	Euro 4	from 2006	2464	120	4		■		622HDRE001SA	62U003FF113EB	
NV200 1.5 DCI	Euro 5	from 2010	1462	86	4		■		622HDNI003FA	62U003FF108EB	
Primastar 1.9 DCI	—	from 2001	1870	82	4		■		622HDRE005SA	62U003FF108EB	
Primastar 2.0 DCI	Euro 5	from 2010	1995	90 – 114	4	5)	■		622HDRE007SA	62U003FF108EB	
Primastar 2.0 DCI	Euro 5	from 2010	1995	90 – 115	4		■		621HDRE015NA		
Primastar 2.0 DCI	Euro 5	from 2010	1995	90 – 115	4		■		621HDRE015A		
Primastar 2.0 DCI	Euro 4	from 2006	1995	90 – 115	4		■		621HDRE010EB	62U003FF108EB	
Primastar 2.0 DCI	Euro 4	from 2006	1995	90	4	6)	■		622HDRE009SA		
Primastar 2.5 DCI	—	from 2003	2463	135	4		■		621HDNI001EA	62U003FF108EB	
Opel											
Movano 2.2/2.5 CDTI (not prepared)	—	from 2003	2188/2463	90/114	4		■		621HDRE007EA	62U003FF110EB	
Movano 2.2/2.5 CDTI (prepared)	—	from 2003	2188/2463	90/114	4		■		621HDRE004EB	62U003FF110EB	
Movano 2.2/2.5 CDTI (prepared)	—	from 2004	2463	114	4		■		622HDRE003SA	62U003FF110EB	
Movano 2.3 DCI Gas R134a	Euro 5	from 2010	2298	125	4		■		621HDRE013EA	62U003FF110EB	
Movano 2.3 DCI Gas R404A	Euro 5	from 2010	2298	125	4	1)	■		621HDRE013NB		62U003FF111EB
Movano 2.5 DCI	Euro 4	from 2006	2464	120	4		■		621HDRE011EA	62U003FF110EB	
Movano 2.5 DCI	Euro 4	from 2006	2464	120	4		■		621HDRE011EA	62U003FF113EB	
Movano 2.5 DCI	Euro 4	from 2006	2464	120	4		■		622HDRE001SA	62U003FF110EB	
Movano 2.5 DCI	Euro 4	from 2006	2464	120	4		■		622HDRE001SA	62U003FF113EB	
Vivaro 1.9 DCI	—	from 2001	1870	82	4		■		622HDRE005SA	62U003FF110EB	
Vivaro 1.9 DI-DTI (F9Q engine) (not prepared)	—	from 2001	1870	80/100	4		■		621HDRE003EA	62U003FF110EB	
Vivaro 2.0 CDTI	—	from 2006	1995	90 – 115	4		■		621HDRE010EB	62U003FF110EB	
Vivaro 2.0 CDTI	—	from 2006	1995	90	4	6)	■		622HDRE009SA	62U003FF110EB	
Vivaro 2.0 DCI	Euro 5	from 2010	1995	90 – 115	4	5)	■		622HDRE007SA	62U003FF110EB	
Vivaro 2.0 DCI	Euro 5	from 2010	1995	90 – 115	4		■		621HDRE015NA		
Vivaro 2.0 DCI	Euro 5	from 2010	1995	90 – 115	4		■		621HDRE015A		
Vivaro 2.5 DTI	—	from 2003	2463	133	4		■		621HDNI001EA	62U003FF110EB	

Model	Emissions standard	Model year	Cubic capacity	HP	Cylinders	Notes	with original vehicle air-conditioning system	without original vehicle air-conditioning system	Order number		
									Transport refrigeration kit	Evaporator with refrigerant R134a	Evaporator with refrigerant R404A
Peugeot											
Bipper 1.3 HDI	Euro 5		1248	90	4		■		621HDPE001EA	62U003FF108EB	
Bipper 1.4 HDI	Euro 4	from 2008	1399	70	4		■		621HDCI004EA	62U003FF108EB	
Boxer 2.2 HDI	Euro 4/5	from 2006	2198	101	4		■		621HDFI010EC	62U003FF110EB	
Boxer 2.2 HDI	Euro 4/5	from 2006	2198	101	4		■		621HDFI010EC	62U003FF113EB	
Boxer 2.2 HDI	Euro 4	from 2006	2198	101	4		■		622HDFI001FB	62U003FF110EB	
Boxer 2.2 HDI	Euro 4	from 2006	2198	101	4		■		622HDFI001FB	62U003FF113EB	
Boxer 2.2 HDI	Euro 4	from 2006	2198	101	4		■		622HDFI001SB	62U003FF110EB	
Boxer 2.2 HDI	Euro 4	from 2006	2198	101	4		■		622HDFI001SB	62U003FF113EB	
Boxer 2.2 HDI	Euro 5	from 2010	2198	100	4		■		622HDCI005FA	62U003FF110EB	
Boxer 2.2 HDI	Euro 4/5	from 2006	2198	101	4	1)	■		621HDFI010NA		62U003FF111EB
Boxer 2.2 HDI	Euro 4/5	from 2006	2198	101	4	1)	■		621HDFI010NA		62U003FF112EB
Boxer 2.2 HDI	Euro 4/5	from 2006	2198	101	4	1)	■		621HDFI010NA		62U003FF125EA
Boxer 2.3 MJT	Euro 4	from 2006	2287	120	4		■		621HDFI008EC	62U003FF110EB	
Boxer 2.3 MJT	Euro 4	from 2006	2287	120	4		■		621HDFI008EC		62U003FF111EB
Boxer 2.3 MJT	Euro 4	from 2006	2287	120	4		■		621HDFI008EC	62U003FF113EB	
Boxer 2.3 MJT	Euro 4	from 2006	2287	120	4		■		621HDFI008EC		62U003FF112EB
Boxer 2.3 MJT	Euro 4	from 2006	2287	120	4		■		621HDFI008EC		62U003FF125EA
Boxer 2.3 MJT	Euro 4	from 2006	2287	120	4L		■		622HDFI002FB		
Boxer 2.3 MJT	Euro 4	from 2006	2287	120	4L		■		622HDFI002SA		
Boxer 2.3 MJT	Euro 4	from 2006	2287	120	4	1)	■		621HDFI008NA		62U003FF111EB
Boxer 2.3 MJT	Euro 4	from 2006	2287	120	4	1)	■		621HDFI008NA		62U003FF112EB
Boxer 2.3 MJT	Euro 4	from 2006	2287	120	4	1)	■		621HDFI008NA		62U003FF125EA
Boxer 2.5/2.8 D-TD-JTD (244 Series)	—	up to 2006					■		622HDFI005SA		
Boxer 3.0 HDI	Euro 4	from 2006	2999	157	4		■		622HDFI003FA		
Boxer 3.0 HDI	Euro 4	from 2006	2999	157	4		■		622HDFI003SA		
Boxer 3.0 MJT	Euro 4	from 2006	2999	157	4		■		621HDFI009EC	62U003FF110EB	
Boxer 3.0 MJT	Euro 4	from 2006	2999	157	4		■		621HDFI009EC		62U003FF111EB
Boxer 3.0 MJT	Euro 4	from 2006	2999	157	4		■		621HDFI009EC	62U003FF113EB	
Boxer 3.0 MJT	Euro 4	from 2006	2999	157	4		■		621HDFI009EC		62U003FF112EB
Boxer 3.0 MJT	Euro 4	from 2006	2999	157	4		■		621HDFI009EC		62U003FF125EA
Boxer 3.0 MJT	Euro 4	from 2006	2999	157	4	1)	■		621HDFI009NA		62U003FF111EB
Boxer 3.0 MJT	Euro 4	from 2006	2999	157	4	1)	■		621HDFI009NA		62U003FF112EB
Boxer 3.0 MJT	Euro 4	from 2006	2999	157	4	1)	■		621HDFI009NA		62U003FF125EA
Boxer 330-350 2.8HDI	—	from 2003	2798	127	4		■		621HDFI002EA	62U003FF110EB	
Boxer 330-350 2.8HDI	—	from 2003	2798	127	4		■		621HDFI002EA		62U003FF111EB
Expert 1.6 HDI	Euro 4	from 2007	1560	90	4		■		621HDFI012EA	62U003FF108EB	
Expert 1.6 HDI	Euro 4	from 2007	1560	90	4		■		621HDFI012EA		62U003FF109EB
Expert 1.6 HDI	Euro 4	from 2007	1560	90	4		■		621HDFI012EA	62U003FF110EB	
Expert 1.6 HDI	Euro 4	from 2007	1560	90	4		■		621HDFI012EA		62U003FF111EB
Expert 1.6 MJ HDI	Euro 5	from 2011	1560	90	4		■		622HDFI020FA	U003FF108E/1	
Expert 1.6 MJ HDI	Euro 5	from 2011	1560	90	4		■		622HDFI020FA	U003FF110E/1	
Expert 2.0 HDI	Euro 4	from 2007	1997	120	4		■		621HDFI011EA	62U003FF110EB	
Expert 2.0 HDI	Euro 4	from 2007	1997	120	4		■		621HDFI011EA		62U003FF111EB

Transport refrigeration systems

Transport refrigeration kit for integrated solutions

Model	Emissions standard	Model year	Cubic capacity	HP	Cylinders	Notes	with original vehicle air-conditioning system	without original vehicle air-conditioning system	Order number		
									Transport refrigeration kit	Evaporator with refrigerant R134a	Evaporator with refrigerant R404A
Expert 2.0 HDI	Euro 4	from 2007	1997	120/136	4		■		622HDFI004FA	62U003FF110EB	
Expert 2.0 HDI	Euro 4	from 2007	1997	120/137	4		■		622HDFI004SA	62U003FF110EB	
Expert 2.0 HDI	Euro 5		1997	128	4			■	621HDFI017EA	62U003FF110EB	
Expert 2.0 HDI	Euro 5		1997	128	4			■	621HDFI017EA		62U003FF111EB
Expert 2.0 HDI	Euro 5	from 2010	1997	163	4		■		622HDFI011FB	62U003FF110EB	
Expert 220-230 2.0 HDI (prepared)	—	from 2003	1997	94/109	4			■	621HDFI004EA	62U003FF108EB	
Expert 220-230 2.0 HDI (prepared)	—		1997	94/109	4			■	621HDFI004EA		62U003FF109EB
Expert 220-230 2.0 HDI (prepared)	—	from 2000	1997	94	4		■		622HDFI018SA	62U003FF108EB	
Partner 1.6 HDI	Euro 5		1560	75/92	4		■		622HDPE002FB	62U003FF108EB	
Partner 1600 HDI (KMD-131)	—	from 2008	1560	75/90	4		■		622HDPE001FA	62U003FF108EB	
Partner/Ranch 1.9D MY2003	—	up to 09/2002	1905	69	4		■		621HDCI002EA	62U003FF108EB	
Renault											
Kangoo 1.5 DCI	Euro 5		1461	75	4			■	621HDRE014EA	62U003FF108EB	
Kangoo 1.5 DCI	Euro 5		1461	75	4			■	621HDRE014EA		62U003FF109EB
Kangoo 1.5 DCI (K9K engine)	Euro 4	from 2008	1461	68/86/105	4			■	621HDRE012EA	62U003FF108EB	
Kangoo 1.5 DCI (K9K engine)	Euro 4	from 2008	1461	68/86/105	4			■	621HDRE012EA		62U003FF109EB
Kangoo 1.5 DCI (K9K engine)	Euro 5	from 2011	1461	68/86/105	4		■		621HDRE010FA	62U003FF108EB	
Kangoo 1.5 DCI (K9K engine)	Euro 5	from 2011	1461	68/86/105	4		■		621HDRE010FA		62U003FF109EB
MASCOTT 3.0 DCI MOT. LONGITUDINALE	—	from 2004	2953	136	4		■		622HDRE004SA		
MASTER 2.2/2.5 DCI (not prepared)	—	from 2003	2188/2463	90/114	4			■	621HDRE007EA	62U003FF110EB	
MASTER 2.2/2.5 DCI (not prepared)	—	from 2003	2188/2463	90/114	4			■	621HDRE007EA		62U003FF111EB
MASTER 2.2/2.5 DCI (prepared)	—	from 2003	2188/2463	90/114	4			■	621HDRE004EB	62U003FF110EB	
MASTER 2.2/2.5 DCI (prepared)	—	from 2003	2188/2463	90/114	4			■	621HDRE004EB		62U003FF111EB
MASTER 2.2/2.5 DCI (prepared)	—	from 2004	2463	114	4		■		622HDRE003SA		
MASTER 2.3 DCI rear wheel drive	Euro 5	from 2010	1998	125	4		■		622HDRE008SA	U003FF110E/1	
MASTER 2.3 DCI WITH PTO Gas R134a	Euro 5	from 2010	1998	125	4		■		621HDRE013EA	62U003FF110EB	
MASTER 2.3 DCI WITH PTO Gas R134a	Euro 5	from 2010	1998	125	4		■		622HDRE006SA		
MASTER 2.3 DCI WITH PTO Gas R404A	Euro 5	from 2010	1998	125	4	1)	■		621HDRE013NB		62U003FF111EB
MASTER 2.5 DCI	Euro 4	from 2006	2464	120	4		■		621HDRE011EA	62U003FF110EB	
MASTER 2.5 DCI	Euro 4	from 2006	2464	120	4		■		621HDRE011EA		62U003FF111EB
MASTER 2.5 DCI	Euro 4	from 2006	2464	120	4		■		621HDRE011EA	62U003FF113EB	
MASTER 2.5 DCI	Euro 4	from 2006	2464	120	4		■		621HDRE011EA		62U003FF112EB
MASTER 2.5 DCI	Euro 4	from 2006	2464	120	4		■		621HDRE011EA		62U003FF125EA
MASTER 2.5 DCI	Euro 4	from 2006	2464	120	4		■		622HDRE001SA		
MASTER PROPULSION 3.0 DCI	—	from 2004	2953	136	4		■		622HDRE004SA		
TRAFIC 1.9 DCI	—	from 2001	1870	82	4		■		622HDRE005SA		
TRAFIC 1.9 DCI TD (not prepared) (F9Q76 engine)	—	from 2001	1870	80/100	4		■		621HDRE003EA	62U003FF110EB	
TRAFIC 1.9 DCI TD (not prepared) (F9Q76 engine)	—	from 2001	1870	80/100	4		■		621HDRE003EA		62U003FF111EB

Model	Emissions standard	Model year	Cubic capacity	HP	Cylinders	Notes	with original vehicle air-conditioning system	without original vehicle air-conditioning system	Order number		
									Transport refrigeration kit	Evaporator with refrigerant R134a	Evaporator with refrigerant R404A
TRAFIC 2.0 DCI	Euro 5	from 2010	1995	90 – 115	4	5)	■		622HDRE007SA		
TRAFIC 2.0 DCI	Euro 5	from 2010	1995	90 – 115	4			■	621HDRE015NA		
TRAFIC 2.0 DCI	Euro 5	from 2010	1995	90 – 115	4			■	621HDRE015A		
TRAFIC 2.0 DCI (not prepared)	—	from 2006	1995	90 – 115	4			■	621HDRE010EB	62U003FF110EB	
TRAFIC 2.0 DCI (not prepared)	—	from 2006	1995	90 – 115	4			■	621HDRE010EB		62U003FF111EB
TRAFIC 2.0 DCI (not prepared)	—	from 2006	1995	90	4	6)	■		622HDRE009SA		
TRAFIC 2.5 DCI	—	from 2003	2463	135	4			■	621HDNI001EA	62U003FF110EB	
TRAFIC 2.5 DCI	—	from 2003	2463	135	4			■	621HDNI001EA		62U003FF111EB
Volkswagen											
CADDY 1.6 TDI	Euro 5	from 2010	1598	102	4	7)		■	621HDVW006EA	62U003FF108EB	
CADDY 1.6 TDI	Euro 5	from 2010	1598	102	4	7)		■	621HDVW006EA		62U003FF109EB
CADDY 1.6 TDI	Euro 5	from 2010	1598	102	4	8)		■	621HDVW006EA	62U003FF108EB	
CADDY 1.6 TDI	Euro 5	from 2010	1598	102	4	8)		■	621HDVW006EA		62U003FF109EB
CADDY 1.9 TDI – 2.0SDI (BDJ engine)	—	from 2004	1968	69	4	7)		■	621HDVW001EA	62U003FF108EB	
CADDY 1.9 TDI – 2.0SDI (BDJ engine)	—	from 2004	1968	69	4	7)		■	621HDVW001EA		62U003FF109EB
CADDY 1.9 TDI – 2.0SDI (BDJ engine)	—	from 2004	1968	69	4	8)		■	621HDVW001EA	62U003FF108EB	
CADDY 1.9 TDI – 2.0SDI (BDJ engine)	—	from 2004	1968	69	4	8)		■	621HDVW001EA		62U003FF109EB
CADDY 1.9 TDI – 2.0SDI (BDJ engine)	—	from 2004	1968	69	4				62A01001A		
CADDY 1.9 TDI – 2.0SDI (BDJ engine)	—	from 2004	1968	69	4				62A01002A		
CRAFTER 2.0 TDI without t A/C	Euro 5	from 2009	1968	106/163	4			■	621HDVW005EA		
CRAFTER 2.5 TDI	—	from 2006	2459	136	4L			■	621HDVW003EB	62U003FF110EB	
CRAFTER 2.5 TDI	—	from 2006	2459	136	4L			■	621HDVW003EB		62U003FF111EB
CRAFTER 2.5 TDI	—	from 2006	2459	136	4L			■	621HDVW003EB	62U003FF113EB	
CRAFTER 2.5 TDI	—	from 2006	2459	136	4L			■	621HDVW003EB		62U003FF112EB
CRAFTER 2.5 TDI	—	from 2006	2459	136	4L			■	621HDVW003EB		62U003FF125EA
CRAFTER 2.5 TDI	—	from 2006	2459	136	4L			■	622HDVW001SB		
T5 1.9 TDI	Euro 4	from 2004	1896	86/105	4			■	621HDVW004EA	62U003FF108EB	
T5 1.9 TDI	Euro 4	from 2004	1896	86/105	4			■	621HDVW004EA		62U003FF109EB
T5 1.9 TDI	Euro 4	from 2004	1896	86/105	4			■	621HDVW004EA	62U003FF110EB	
T5 1.9 TDI	Euro 4	from 2004	1896	86/105	4			■	621HDVW004EA		62U003FF111EB
T5 1.9 TDI	Euro 4	from 2004	1896	86/105	4			■	621HDVW004EA	62U003FF113EB	
T5 1.9 TDI	Euro 4	from 2004	1896	86/105	4			■	621HDVW004EA		62U003FF112EB
T5 1.9 TDI	Euro 4	from 2004	1896	86/105	4			■	621HDVW004EA		62U003FF125EA
T5 2.0 TDI (CAA engine)	Euro 5	from 2010	1968	102	4L	9)		■	621HDVW004EA	62U003FF108EB	
T5 2.0 TDI (CAA engine)	Euro 5	from 2010	1968	102	4L			■	621HDVW004EA		62U003FF109EB
T5 2.0 TDI (CAA engine)	Euro 5	from 2010	1968	102	4L			■	621HDVW004EA	62U003FF110EB	
T5 2.0 TDI (CAA engine)	Euro 5	from 2010	1968	102	4L			■	621HDVW004EA		62U003FF111EB
T5 2.0 TDI (CAA engine)	Euro 5	from 2010	1968	102	4L			■	621HDVW004EA	62U003FF113EB	
T5 2.0 TDI (CAA engine)	Euro 5	from 2010	1968	102	4L			■	621HDVW004EA		62U003FF112EB
T5 2.0 TDI (CAA engine)	Euro 5	from 2010	1968	102	4L			■	621HDVW004EA		62U003FF125EA

Transport refrigeration systems

Transport refrigeration kit for integrated solutions

Model	Emissions standard	Model year	Cubic capacity	HP	Cylinders	Notes	with original vehicle air-conditioning system	without original vehicle air-conditioning system	Order number		
									Transport refrigeration kit	Evaporator with refrigerant R134a	Evaporator with refrigerant R404A
VW CRAFTER 2.0 TDI	Euro 5	2006–2011	1968	109 – 163	4		■		622HDVW004SB		
VW CRAFTER 2.0 TDI	Euro 5	2006–2011	1968	109 – 163	4	1)		■	621HDVW005NA		
Underbody condenser kit									62A031023B		
VW LT35 2.8 TDI eng. BCQ	—	from 2000	2799	158	4		■		622HDVW002SA		
VW T5 2.0 TDI 6 control box	Euro 5	from 2009	1968	140 – 180	4		■		622HDVW006SA		
VW T5 2.0 TDI 5 control box	Euro 5	from 2009	1968	82 – 102	4		■		622HDVW005SA		
VW T5 2.0 TDI Automatic Transmission	Euro 5	from 2009	1968	140 – 180	4		■		622HDVW007SA		
List of accessories											
Evaporator unit for Frigo 2000 R134a suitable for hot gas thawing function									62U003FF108EB		
Evaporator unit for Frigo 2000 R404A suitable for hot gas thawing function									62U003FF109EB		
Evaporator unit for Frigo 3000 R134a suitable for hot gas thawing function									62U003FF110EB		
Evaporator unit for Frigo 3000 R404A suitable for hot gas thawing function									62U003FF111EB		
Evaporator unit for Frigo 4000 R404A suitable for hot gas thawing function									62U003FF112EB		
Evaporator unit for Frigo 4000 R134a suitable for hot gas thawing function									62U003FF113EB		
Evaporator unit for Frigo 4000 R404A suitable for hot gas thawing function 24 V									62U003FF099EB		
Evaporator unit for Frigo 5000 R404A suitable for hot gas thawing function 12 V									62U003FF125EA		
Evaporator unit for Frigo 5000 R404A suitable for hot gas thawing function 24 V									62U003FF126EA		
Hot gas thawing kit 12 V							2)		62U003AA133A		
Hot gas thawing kit 24 V							2)		62U003AA144A		
Hot gas thawing kit „light“ for above-freezing temperatures									62U003AA137A		
Low pressure switch kit									62U003AA132A		
Oil separator kit									62U003AA044A		
Sight glass									62U003AA131A		
Cable harness for thawing condensate drain at freezing temperatures									62U003AA143A		
Programming tool for control element									620682827A		
Standby Kit PS1000 (60 A – 12 V) without accessories									620065B004E		
Standby Kit PS1000 (60 A – 12 V) with accessories									620065B09D		

As indicated by the order numbers, our transport refrigeration kits contain the following:

Scope of delivery

Transport refrigeration kit 621HD, 622HD...F

- Compressor
- Compressor installation kit
- Condenser with mount for front mounting
- Collector/dryer
- Pressure switch
- Cable harness
- Refrigerant lines and connections

Scope of delivery

Transport refrigeration kit 622HD...S

- Compressor
- Compressor installation kit
- Condenser with mount for underbody mounting
- Collector/dryer
- Pressure switch
- Cable harness
- Refrigerant lines and connections

Please note when ordering

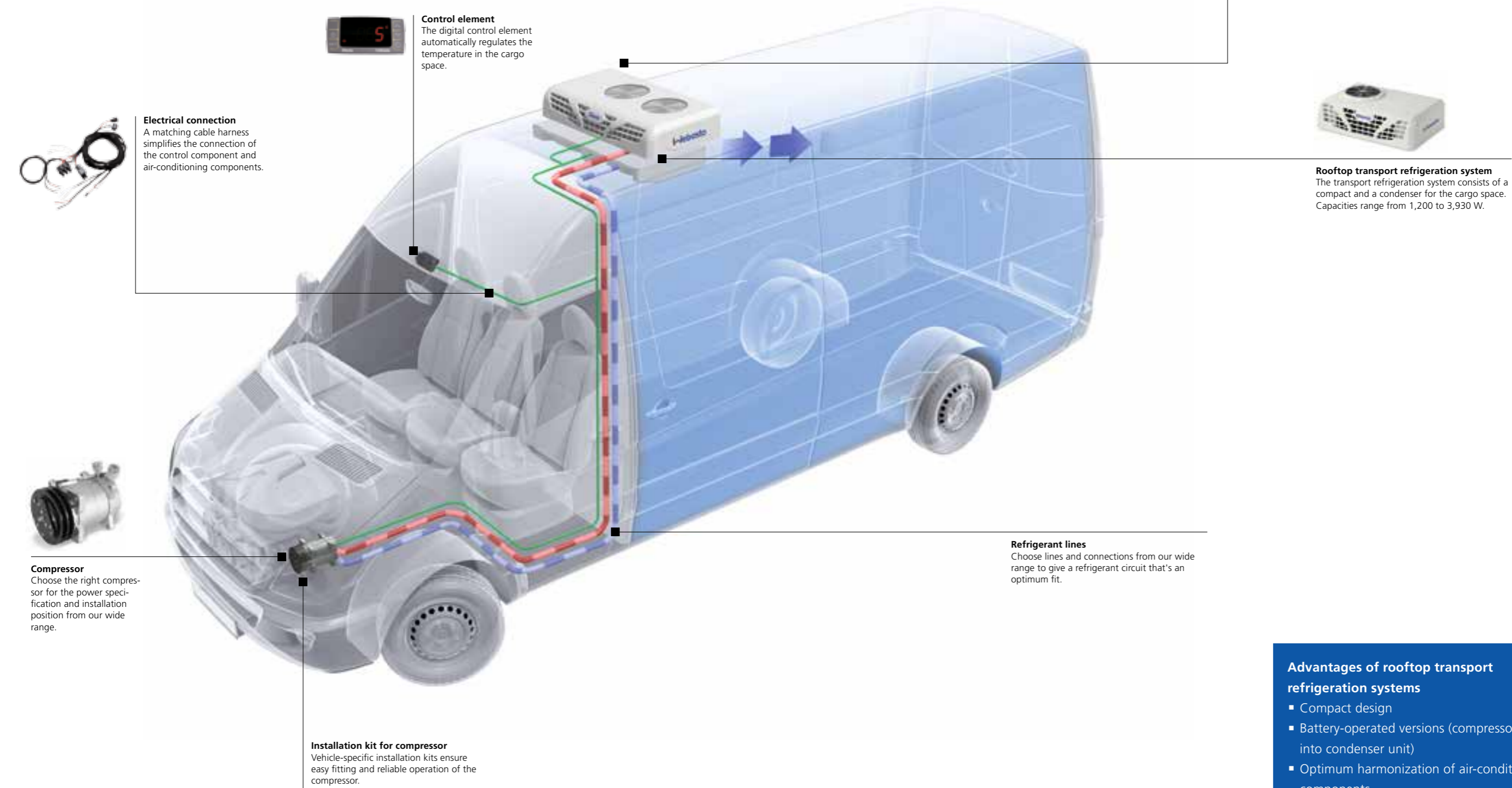
- For above-freezing temperatures: evaporator with refrigerant R134a
- For freezing temperatures: evaporator with refrigerant R404A

Notes

- 1) Only for freezing temperatures (R404A), the kit contains an oil separator, cable resistor and thawing
- 2) Hot gas thawing kit -> thawing of the evaporator fins: for temperatures above 5 °C, the kit is optional, for temperatures below that it is obligatory; for temperatures between 0 °C and 5 °C, the kit is necessary, especially when the vehicle is in service for long periods or when the door is open.
- 3) For vehicles up to November 2010 with Euro 4 and with original compressor
- 4) Underbody condenser
- 5) Check in the connection instructions whether the engine block is suitable
- 6) Not for Euro 5 vehicles
- 7) Kit for vehicles with a radiator fan
- 8) Additional kit for vehicles with double radiator fan
- 9) Order underbody condenser kit for heavy duty applications 62A03966A separately

Application of a rooftop transport refrigeration system

The main components of the Webasto rooftop transport refrigeration system are accommodated in a compact, aerodynamic housing. The cooling systems, with capacity options ranging between 1,200 and 3,930 W, are suitable for fresh produce delivery (> 0°C) and for deep frozen cargo (< 0°C). An optional standby function allows cooling independently of the engine.



Control element
The digital control element automatically regulates the temperature in the cargo space.



Electrical connection
A matching cable harness simplifies the connection of the control component and air-conditioning components.



Compressor
Choose the right compressor for the power specification and installation position from our wide range.

Installation kit for compressor
Vehicle-specific installation kits ensure easy fitting and reliable operation of the compressor.

Standby function
This function ensures continuous operation, even when stationary.



Rooftop transport refrigeration system
The transport refrigeration system consists of a compact and a condenser for the cargo space. Capacities range from 1,200 to 3,930 W.

Refrigerant lines
Choose lines and connections from our wide range to give a refrigerant circuit that's an optimum fit.

- Advantages of rooftop transport refrigeration systems**
- Compact design
 - Battery-operated versions (compressor integrated into condenser unit)
 - Optimum harmonization of air-conditioning components
 - Quick and easy installation

Transport refrigeration systems

Battery-operated solutions



Compact transport refrigeration systems for light-duty vehicles transporting perishable goods. Reliable solutions for cargo space volumes up to 5 m³.

The transport refrigeration systems ensure that perishable goods can be transported over long distances at the optimum temperature and reach their destination in perfect condition. This product series is designed for light transportation vehicles with a cargo space and built-in air-conditioning system. Both the electric motor and the compressor are integrated into the condenser unit. With powerful blowers, they offer reliability and a long service life, important factors in transport refrigeration.

Rolle

Battery-operated air-conditioning systems for smaller vehicles and cargo spaces up to 5 m³. Exceptionally quick and easy to install.

- Transport refrigeration for commercial vehicles with cargo spaces up to 5 m³
- Cooling capacity of up to 1,300 W
- The motor and the compressor are integrated into the condenser unit.
- Automatic temperature regulation
- High efficiency in all temperature ranges
- High-quality reliable components from proven series-production processes
- ATP (Accord Transport Perishable) certification for all units

Technical data

Model overview	Rolle 2000		Rolle 2000 HD	
	without standby unit	with standby unit	without standby unit	with standby unit
Refrigerant	R404A			
Nominal cooling capacity (according to ATP standard), at ambient temperature of +30 °C and compartment temperature of 0 °C, in engine/standby operation optional (W)	1,200/-	1,200/985	1,300/-	1,300/1,059
Nominal cooling capacity (according to ATP standard), at ambient temperature of +30 °C and compartment temperature of -20 °C, in engine/standby operation optional (W)	424/-	424/447	508/-	508/477
Nominal voltage (V)	12			
Air flow (m ³ /h)	650			
Max. total power consumption at 12 V, in engine/standby operation (A)	80/-	80/5	90/-	90/6
Max. total power consumption, generator (A)	125		140	
Dimensions Condenser unit/evaporator unit L x W x H (mm)	810 x 540 x 243/660 x 500 x 157		810 x 540 x 258/660 x 500 x 157	
Weight Condenser unit/evaporator unit (kg)	45/7.5	53/7.5	47/7.5	55/7.5

Rolle 2000

Model overview	Scope of delivery	Order number
Rolle 2000	Transport refrigeration system for refrigerant R404A, including condenser, evaporator, installation kit, automatic temperature regulation, product documentation	621RLN2K01EG
Rolle 2000 Standby	Transport refrigeration system for refrigerant R404A, including condenser, evaporator, installation kit, automatic temperature regulation, standby unit, product documentation	621RLN2K01SEG

Rolle 2000 HD

Model overview	Scope of delivery	Order number
Rolle 2000 HD	Transport refrigeration system for refrigerant R404A, including condenser, evaporator, installation kit, automatic temperature regulation, product documentation	621RLN2K02EE
Rolle 2000 HD Standby	Transport refrigeration system for refrigerant R404A, including condenser, evaporator, installation kit, automatic temperature regulation, standby unit, product documentation	621RLN2K02SEE

The performance data for your application may differ from the nominal values.

Transport refrigeration systems

Solutions with direct drive



Transport refrigeration systems for light-duty vehicles transporting perishable goods. Maximum performance, compact, easy to install, for cargo spaces up to 18 m³.

The transport refrigeration systems ensure that perishable goods can be transported over long distances at the optimum temperature and reach their destination in perfect condition. In these systems, which have been designed for light-duty vehicles with a cargo space for sensitive products, the compressor is integrated into the vehicle. Thanks to a wide range of installation kits, the compressor can be installed in various different vehicle models. With powerful blowers, they offer reliability and a long service life, important factors in transport refrigeration. Depending on the desired temperature range, the system can be filled with the refrigerant R134a or R404A. An electric motor is available as an option for standby operation.

Tonale / Stelvio

The air-conditioning system with direct drive, high capacity and very low maintenance requirements for vehicles with cargo spaces up to 18 m³. The flexible solutions are suitable for a very wide range of temperatures.

- Transport refrigeration for commercial vehicles with cargo spaces up to 18 m³
- Cooling capacity of up to 3,930 W
- Automatic temperature regulation
- High efficiency in all temperature ranges
- High-quality reliable components from proven series-production processes
- ATP (Accord Transport Perishable) certification for all units

Technical data

Model overview	Tonale 2000		Tonale 3000		Tonale 4000		Stelvio 2000		Stelvio 3000		Stelvio 4000	
	without standby unit						with standby unit					
Refrigerant	R404A	R134a	R404A	R134a	R404A	R134a	R404A	R134a	R404A	R134a	R404A	R134a
Nominal cooling capacity (according to ATP standard), at ambient temperature of +30 °C and compartment temperature of 0 °C, in engine/standby operation (W)	2,505/-	1,650/-	2,916/-	2,400/-	3,930/-	3,050/-	1,956/ 1,469	1,400/ 868	2,105/ 1,492	2,000/ 1,063	2,650/ 1,721	2,500/ 1,265
Nominal cooling capacity (according to ATP standard), at ambient temperature of +30 °C and compartment temperature of -20 °C, in engine/standby operation (W)	1,350/-	-	1,590/-	-	2,040/-	-	1,019/ 615	-	1,240/ 414	-	1,421/ 739	-
Nominal cooling capacity (according to ATP standard), at ambient temperature of +30 °C and compartment temperature of -10 °C, in engine/standby operation (W)	1,836/-	1,650/-	2,272/-	2,400/-	2,930/-	2,040/-	1,437/ 1,035	729/ 518	1,398/ 928	1,205/ 480	1,916/ 1,244	1,491/ 715
Nominal cooling capacity (according to ATP standard), at ambient temperature of +30 °C and compartment temperature of +5 °C, in engine/standby operation (W)	-	1,950/-	-	2,850/-	-	3,550/-	-	1,540/ 1,088	-	2,189/ 1,343	-	2,730/ 1,552
Nominal voltage (V)							12					
Air flow (m ³ /h)	670		1040		1534		670		1040		1534	
Max. total power consumption at 12 V, in engine/standby operation (A)	21.5/-		36.0/-		40.0/-		21.5/6.0		27.0/7.5		31.0/8.5	
Dimensions Condenser unit/evaporator unit L x W x H (mm)	799 x 448 x 176/ 660 x 500 x 157		1,040 x 518 x 176/ 900 x 500 x 157		1,040 x 518 x 176/ 1,000 x 500 x 157		810 x 539 x 233/ 660 x 500 x 157		945 x 539 x 250/ 900 x 500 x 157		945 x 539 x 250/ 1,000 x 500 x 157	
Weight Condenser unit/evaporator unit (kg)	25/7.5	24/7.5	33/10.5	32/10.5	33/12.5	32/12.5	66/7.5	65/7.5	71/10.5	70/10.5	71/12.5	70/12.5

Tonale 2000

Model overview	Scope of delivery	Order number
Tonale 2000	Transport refrigeration system for refrigerant R404A, including condenser, evaporator, installation kit, automatic temperature regulation, product documentation	621TNN2K01EE
	Transport refrigeration system for refrigerant R134a, including condenser, evaporator, installation kit, automatic temperature regulation, product documentation	621TNP2K02EC

Tonale 3000

Model overview	Scope of delivery	Order number
Tonale 3000	Transport refrigeration system for refrigerant R404A, including condenser, evaporator, installation kit, automatic temperature regulation, product documentation	621TNN3K01EF
	Transport refrigeration system for refrigerant R134a, including condenser, evaporator, installation kit, automatic temperature regulation, product documentation	621TNP3K01EF

Tonale 4000

Model overview	Scope of delivery	Order number
Tonale 4000	Transport refrigeration system for refrigerant R404A, including condenser, evaporator, installation kit, automatic temperature regulation, product documentation	621TNN4K01EF
	Transport refrigeration system for refrigerant R134a, including condenser, evaporator, installation kit, automatic temperature regulation, product documentation	621TNP4K01EF

Stelvio 2000

Model overview	Scope of delivery	Order number
Stelvio 2000	Transport refrigeration system for refrigerant R404A, including condenser, evaporator, installation kit, automatic temperature regulation, standby unit, product documentation	621STN2K01ED
	Transport refrigeration system for refrigerant R134a, including condenser, evaporator, installation kit, automatic temperature regulation, standby unit, product documentation	621STP2K01ED

Stelvio 3000

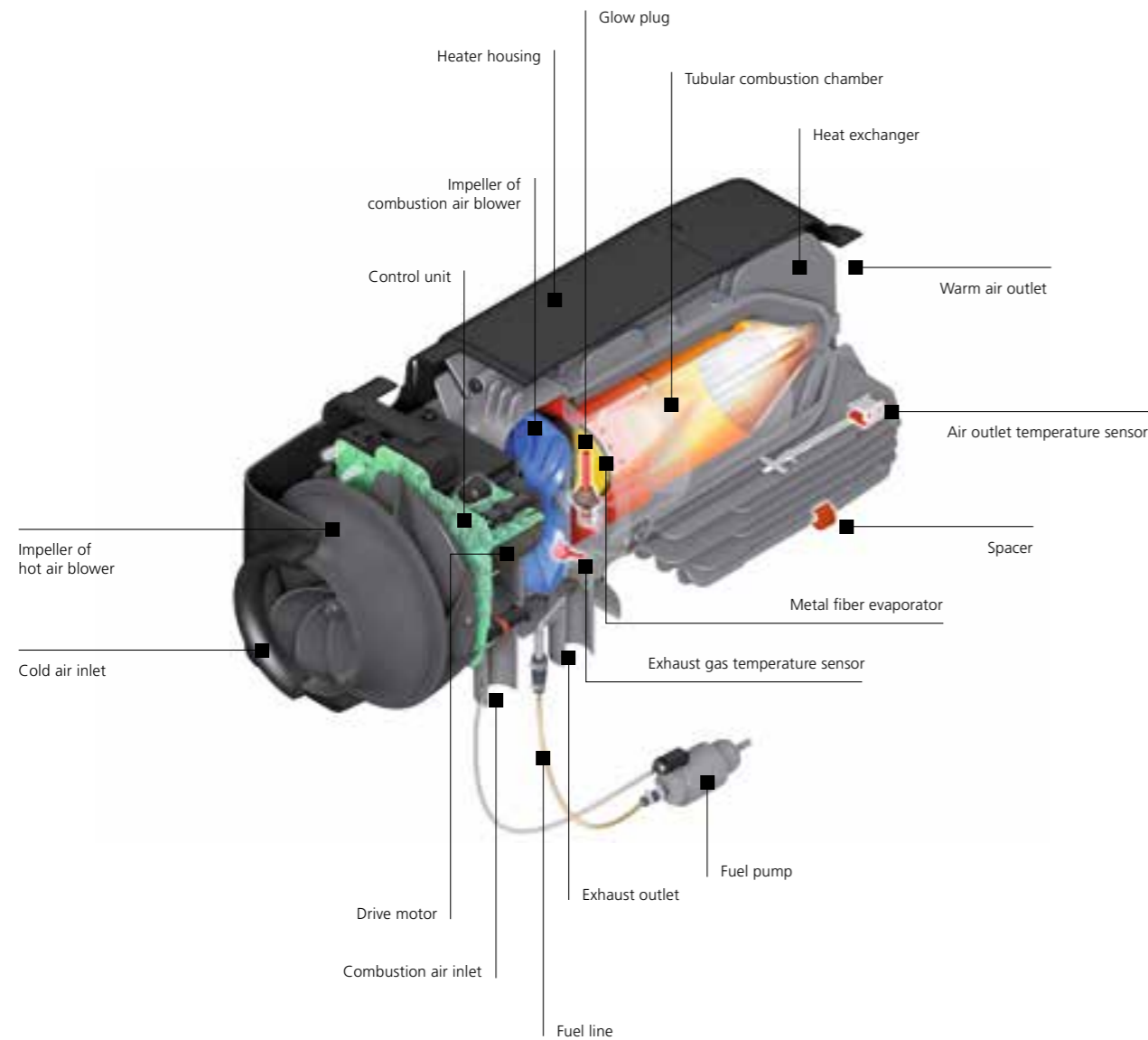
Model overview	Scope of delivery	Order number
Stelvio 3000	Transport refrigeration system for refrigerant R404A, including condenser, evaporator, installation kit, automatic temperature regulation, standby unit, product documentation	621STN3K01ED
	Transport refrigeration system for refrigerant R134a, including condenser, evaporator, installation kit, automatic temperature regulation, standby unit, product documentation	621STP3K01ED

Stelvio 4000

Model overview	Scope of delivery	Order number
Stelvio 4000	Transport refrigeration system for refrigerant R404A, including condenser, evaporator, installation kit, automatic temperature regulation, standby unit, product documentation	621STN4K01ED
	Transport refrigeration system for refrigerant R134a, including condenser, evaporator, installation kit, automatic temperature regulation, standby unit, product documentation	621STP4K01ED

The performance data for your application may differ from the nominal values.

Operation of an air heating system




Our air heaters are integrated into the vehicles independently of the engine and, thanks to the small number of interfaces with the vehicle, are easy to install.

The air heaters operate as follows: the combustion air required for combustion enters the combustion chamber via the combustion air inlet. Meanwhile, the fuel pump pumps fuel out of the fuel tank into the combustion chamber. There the fuel/air mixture is ignited by means of a glow plug and burnt. The exhaust gases which form during this process are discharged via the exhaust outlet.

The impeller drives the cold air that will be used to heat the cabin across the heat exchanger. In the process, the air heats up and enters the part of the vehicle that is to be heated via the warm air outlet.

Operation of a water heating system

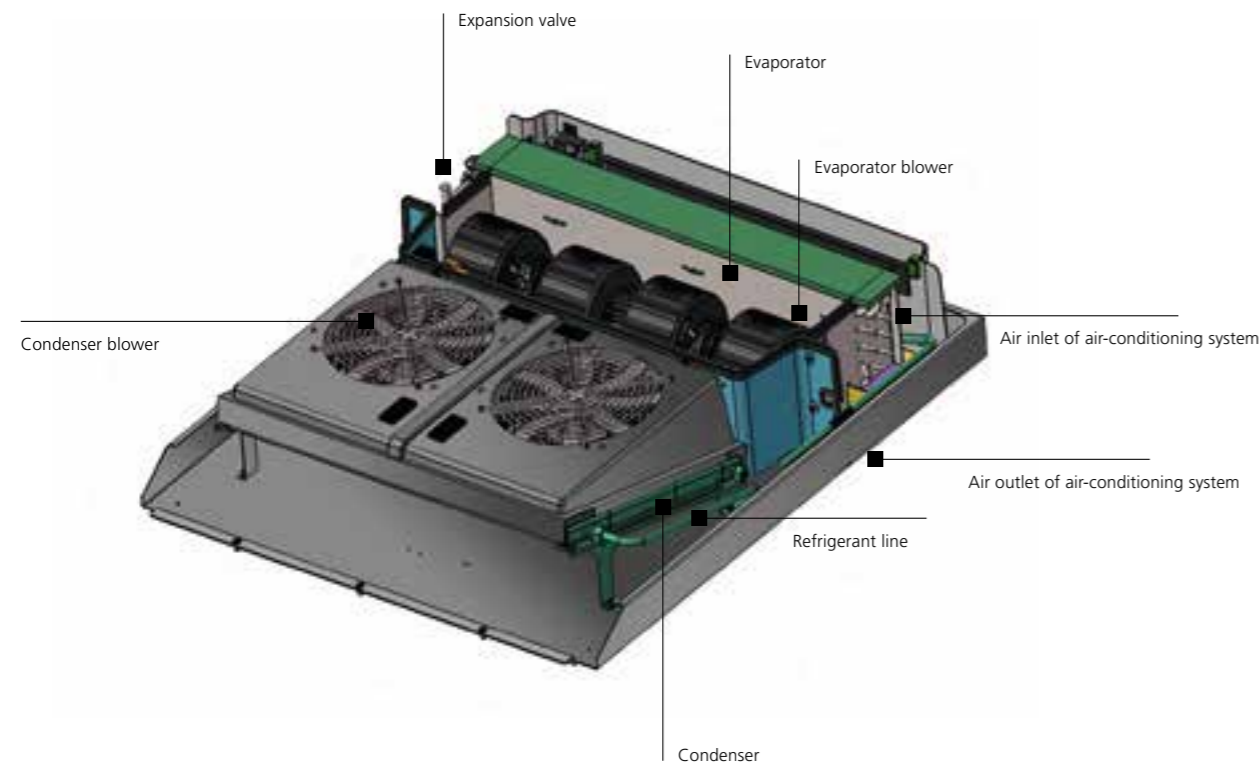


The water heater is incorporated into the vehicle's engine coolant circuit. In this circuit, it flows first through the heat exchanger of the heating system and then through the vehicle's engine.

During the operation of the heater, the combustion air required for combustion is passed into the combustion chamber via the combustion air inlet. Meanwhile, the fuel pump pumps fuel out of the fuel tank into the combustion chamber. There the fuel/air mixture is ignited by means of a glow plug and burnt. The exhaust gases which form during this process are discharged via the exhaust outlet.

The vehicle coolant is driven through the heat exchanger by the coolant pump, where it is heated, and is then passed to the vehicle heat exchanger. From there, the heat is transferred by the vehicle's built-in blower to the interior of the vehicle, and then to the vehicle's engine, which is likewise heated.

Operation of an air-conditioning system



In the closed circuit of the air-conditioning system, a special refrigerant absorbs the heat from the interior of the vehicle and releases it again to the environment at some other point.

In this arrangement, the compressor draws in the gaseous refrigerant, compresses it and drives it into the condenser. There, it is condensed, releasing heat in the process. Via the expansion valve, the liquid refrigerant enters the evaporator, where it changes to the gaseous state, absorbing heat as it does so. The air passed across the evaporator by the blower cools and is discharged into the interior of the vehicle. Depending on the design of the equipment, recirculated air from the vehicle or fresh air from the environment can be used for this purpose.

The transport refrigeration system also operates on the same principle. In this case, an additional standby kit is generally connected and maintains the cooling function when the engine is not running.

Webasto subsidiaries and representatives

Head Office

Webasto Thermo & Comfort SE

Friedrichshafener Straße 9
82205 Gilching
Tel.: +49 89 85794-0
www.webasto.com

Argentina

FRIBA TECNOLOGÍA S.R.L.

Av. Pavón 4080/84
C1253AAY Buenos Aires
Tel.: (54-11) 4924-2117
www.friba.com.ar

Australia

Webasto Thermo & Comfort

Australia Pty. Ltd.
423-427 The Boulevard
NSW 2232 Kirrawee
Tel.: +61 2 85364800
www.webasto.com.au

Belarus

Falkat GmbH

Ul. Drozda 8
220004 Minsk
Tel.: +375 17 2001894
www.falkat.com

Benelux

Webasto Thermo & Comfort

Benelux B.V.
Constructieweg 47
8263 BC Kampen
Tel.: +31 38 3371137
www.webasto.nl

Brazil

Webasto Termo & Conforto

Brasil Ltda.
Rua Santa Cruz 481. Bairro Barra Funda
13280-000 Vinhedo – SP
Tel.: +55 (19) 3343.5900
www.webasto.com.br

Estonia

AS KG KNUTSSON

Saeveski 12
11214 Tallinn
Tel.: +372 6 519300
www.kgk.ee

Bulgaria

Rhea MP GmbH

ul. Boris Iliev 17
1839 Sofia
Tel.: +359 2 9420555
www.rheamp.com

Chile

Carlos Becker y Cia. Ltda.

Avda. Luis Thayer Ojeda 166, Of. 907
7510017 Providencia Santiago de Chile
Tel.: +56 2 2344311
www.beckercia.cl

China

Webasto Thermo & Comfort

Beijing Co. Ltd.
A 2103. Tower 2. Boya International
Center No. 1 Lize Zhongyi Road.
Chaoyang District
100102 Beijing
Tel.: +86 10 84782320
www.parkingheater.cn

Denmark

Webasto Thermo & Comfort

Denmark ApS
Islevdalvej 180
2610 Rødovre
Tel.: +45 44522000
www.webasto.dk

Germany

Webasto Thermo & Comfort SE

Postfach 1410
82199 Gilching
Germany
Tel.: +49 (0) 395 5592-229
www.webasto.de

Finland

Oy Kaha AB

Ansatie 2
1740 Vantaa
Tel.: +358 9 61568379
www.kaha.fi

France

Webasto Thermo & Comfort

France S.A.S.
PA Estuaire Sud
Rue du Camp d'Aviation
44320 Saint Viaud
Tel.: +33 (0)2.40.21.85.50
www.webasto-france.fr

Greece –

via Webasto Head Office
Webasto Thermo & Comfort SE
Friedrichshafener Straße 9
82205 Gilching
Tel.: +49 89 85794-0
www.webasto.com

Great Britain

Webasto Thermo & Comfort UK Ltd.

Webasto House
White Rose Way
Doncaster
South Yorkshire DN4 5JH
Tel.: +44 (0) 1302 322232
www.webasto.co.uk

India – via Webasto Head Office

Webasto Thermo & Comfort SE
Friedrichshafener Straße 9
82205 Gilching
Tel.: +49 89 85794-0
www.webasto.com

Iceland

Bilasmidurinn hf.

Bíldshofda 16
110 Reykjavík
Tel.: +354 5657233
www.bilasmidurinn.is

Webasto subsidiaries and representatives

Italy

Webasto Thermo & Comfort Italy S.r.L.
Via Efrem Nobili 2
CAP 40062 Molinella (BO)
Tel.: +39 051 6906 111
www.webasto.it

Japan

Webasto Thermo & Comfort
Japan Co. Ltd.
3-8-11 Shin-Yokohama. Kohoku-ku.
Kanagawa Prefecture
J-222-0033 Yokohama
Tel.: +81 45 4741761
www.webasto.co.jp

Kazakhstan – via Webasto Russia

Webasto Rus OOO
Altajskaja ul. 19, 1/a
107065 Moscow
Tel.: +74 95 7770245
www.webasto.ru

Latvia

KG Knutsson SIA
K. Ulmana gatve 2
LV-1004 Riga
Tel.: +371 7807873
www.kgk.lv

Lithuania

UAB KG Knutsson
Jocioniu g 14
Vilnius. LT - 02300
Tel.: +370 2758181
www.kgk.lt

Moldavia – via Webasto Romania

Webasto Romania Trading SRL
Str. Horia Closca si Crisan nr. 61-63
075100 Otopeni. Ilfov
Tel.: +40 21 2032751
www.webasto.ro

Mongolia

Mongolian Star Melchers Co. Ltd.
MSM Company Building
Chingeltei District. 6th Khoroo
(P.O. Box 154)
211213 Ulaanbaatar
Tel.: +976-11-318138
www.mad-mongolia.com

Netherlands

Webasto Thermo & Comfort
Benelux B.V.
Constructieweg 47
8263 BC Kampen
Tel.: +31 38 3371137
www.webasto.nl

Norway

Hellanor AS
Postboks 44
1483 Skytta
Tel.: +47 67066000
www.hellanor.no

Austria

Webasto Fahrzeugtechnik G.m.b.H.
Jochen-Rindt-Straße 19
1230 Vienna
Tel.: +43 (1) 6043780
www.webasto.at

Poland

Webasto Petemar Sp. z.o.o.
ul. Warszawska 205/219
05-092 Lomianki
Tel.: +48 22 7327370
www.webasto.pl

Romania

Webasto Thermo & Comfort Romania
Str. Horia Closca si Crisan nr. 61-63
075100 Otopeni, Ilfov
Romania
Tel.: +40 21 2032751
www.webasto.ro

Russia

Webasto Rus OOO
Altajskaja ul. 19, 1/a
107065 Moscow
Tel.: +74 95 7770245
www.webasto.ru

Sweden

KG Knutsson AB
Hammarbacken 8
19181 Sollentuna. Stockholm
Tel.: +46 8 923000
www.kgk.se

Switzerland

Webasto Thermo & Comfort Schweiz AG
Hagmattstrasse 4
CH 4123 Allschwil
Tel.: +41 61 4869580
www.webasto.ch

Slovakia

Webasto Thermo & Comfort Slovakia s.r.o.
Galgovecká ulica 3
Rozvojova 3 SK - 040 11 Košice
Tel.: +421 5 57871000
www.webasto.sk

Slovenia

Webasto Thermo & Comfort. Handel mit Thermosystemen d.o.o.
Cesta v Gorice 34
1000 Ljubljana
Tel.: +386 1 2008712
www.webasto.si

Spain

Webasto Thermo & Comfort Ibérica S.L.U.
C/Mar Tirreno 33
Polígono Industrial
28830 San Fernando de Henares (Madrid)
Tel.: +34 91 626 86 11
www.webasto.es

South Africa

Webasto Thermo And Comfort South Africa (Pty) Ltd.
7 Venus Way Hillstar Industria
7780 Wetton. Cape Town
Tel.: +27 21 7619971
www.webasto.co.za

South Korea

Webasto Thermo & Comfort Korea Inc.
304 Bundang Technopark E-dong.
151 Yatap 1-dong. Bundang-gu.
Seongnam-si. Kyeonggi-do
463-760 Seoul
Tel.: +82 25652831
www.webasto-korea.com

Czech Republic

Webasto Thermo & Comfort
Czech Republic s.r.o.
Na Strži 35/1373
Praha 4
Tel.: +420 241045450-7
www.webasto.cz

Turkey

Webasto Thermo Comfort İklimlendirme Sistemleri Ticaret Limited Şirketi
Manisa Organize Sanayi Bölgesi 4. Kısım
Ahmet Nazif Zorlu Bulvarı No: 8
45030 Merkez/Manisa
Turkey
Tel.: +90 236 226 90 00
www.webasto.com.tr

Ukraine

Webasto Thermo & Comfort Ukraina TzoW
Chervonopraporna str. 135
03026 Kiev
Tel.: +380 (044) 503-31-76
www.webasto.com/ua

Hungary

Webasto Thermo & Comfort Hungária Kft.
Szent László út 73
1135 Budapest
Tel.: +36 1 3502338
www.webasto.hu

USA

Webasto Thermo & Comfort North America Inc.
15083 North Road
48430 Fenton. Michigan
Tel.: +1 810 5936100
www.webasto.us

Abbreviations

Scope of delivery and technical specifications

SOD	Scope of delivery
HT	Heater
G	Gasoline
D	Diesel
PME	Palm oil methyl ester = biodiesel
AC	Manual air-conditioning system
ACC	Automatic air-conditioning system/automatic air conditioner
HVAC	Air-conditioning system integrated into the vehicle (Heating, Ventilating, Air-conditioning)
EMC	Electromagnetic compatibility
ECE	Economic Commission for Europe
HDD	Heavy Duty Design
OEM	Original Equipment Manufacturer (original equipment manufacturer)
CFC	Chlorofluorocarbons
ABC	Atomic, biological and chemical hazards
TÜV	Technischer Überwachungs-Verein (German technical inspection agency); expert organisation
UV	Ultraviolet radiation
Info	Webasto Information
TM	Technical bulletin
VWZ	Selection times
RME	Rape seed methyl ester

Pkw	Car
Lkw	Truck

Units of measurement

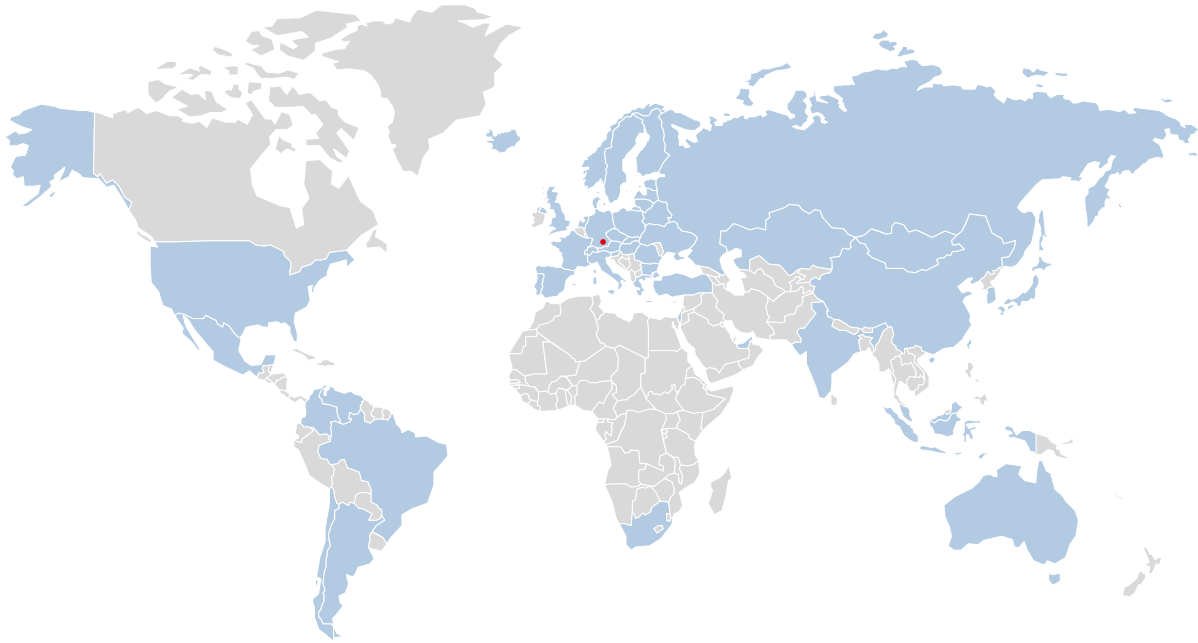
L	Length (mm)
W	Width (mm)
H	Height (mm)
D	Depth (mm)
D	Diameter (mm)
Di	Internal diameter (mm)
Da	External diameter (mm)
kg	Kilogram
m	Meter
mm	Millimeter
h	Hour
NN	Mean sea level; height above mean sea level
SW	Wrench size
MW	Goods by the meter

Electrical units

A	Ampere
V	Volt
W	Watt
kW	Kilowatt
rpm	Revolutions per minute (revolutions per minute)
dB	Decibel
U _{AC}	AC voltage
V _{DC}	DC voltage

(Composite) materials

Al	Aluminum
Cu	Copper
Gf	Glass fiber
Ms	Brass
St	Steel



For more than 75 years, the Webasto SE has continued to set new technological standards – in both the original equipment sector and the aftermarket. As one of the 100 biggest suppliers in the automotive industry worldwide, we develop and produce roof, convertible as well as heating, cooling and ventilation systems. Our products help provide a better atmosphere on the road, more comfort and security, as well as increased efficiency for cars, commercial and special vehicles, motor homes and boats. An outstanding network of production facilities and dealers guarantees high-quality products, installation standards and services worldwide.

