



**PRODUCTS FOR YOUR
MERCEDES-BENZ TRUCK**



Lighting

Page 4 - 224



Flasher, Relays

Page 225 - 239




Hazard Flasher Switch

Page 240 - 266



Washer Pump, Wiper Blade

Page 267 - 308



Outside Mirrors, Mirror Glasses **Page 309 - 373**



Cap (Fuel tank)

Page 374 - 391



Starter

Page 392 - 464



Generator

Page 465 - 663



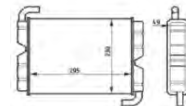
Air Conditioning

Page 664 - 696



Heating/Ventilaton

Page 697 - 740



Cooling

Page 741 - 895



Thermostat

Page 896 - 910



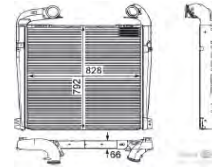
Oil Cooler, Engine Oil

Page 911 - 921



Intercooler, Charger

Page 922 - 946



Brake System

Page 947 - 999



Ballast, gas discharge lamp.....	5
Combination Rearlight.....	91
Control, headlight range adjustment.....	5
Daytime Running Light.....	114
Diffusing Lens, headlight.....	6
Fog Light.....	14
Frame, headlight.....	13
Headlight.....	19
Indicator.....	137
Insert, fog light.....	83
Insert, headlight.....	83
Insert, spotlight.....	84
Interior Light.....	115
Lens, combination rearlight.....	85
Lens, indicator.....	135
Lens, licence plate light.....	89
Lens, rear fog light.....	89
Lens, reverse light.....	90
Licence Plate Light.....	118
Marker Lamp.....	121
Marker Light.....	123
Parklight.....	125
Reading Light.....	125
Rear Fog Light.....	126
Reflector, headlight.....	132
Reverse Light.....	128
Spotlight.....	82
Stop Light.....	151
Tail Light.....	131

Control Element - Control, headlight range adjustment

6NM 008 299-501



Operating Mode	Electric
Rated Voltage [V]	24

Control Unit - Ballast, gas discharge lamp

5DV 007 810-171

Xenon control module

Light Design	Xenon
Rated Voltage [V]	24

5DV 008 856-001



Rated Voltage [V]	<ul style="list-style-type: none"> • 12 • 24
-------------------	--

Diffusing Lens, headlight

9ES 071 899-021
E1 4455

Fitting Position	<ul style="list-style-type: none"> • Left • Right
Inspection Tag	E1 4455

9ES 094 588-001
094002, E1 4490

Bulb Type	R2 (Bilux)
Fitting Position	Right
Inspection Tag	E1 4490
Left-hand / Right-hand Traffic	for right-hand traffic

9ES 111 704-001
094055, E1 14541, E1 21619



Bulb Type	R2 (Bilux)
Fitting Position	Left
Inspection Tag	<ul style="list-style-type: none"> • E1 14541 • E1 21619
Left-hand / Right-hand Traffic	for right-hand traffic

9ES 111 705-001
094056, E1 14540, E1 21618



Bulb Type	R2 (Bilux)
Fitting Position	Left
Inspection Tag	<ul style="list-style-type: none"> • E1 14540 • E1 21618
Left-hand / Right-hand Traffic	for right-hand traffic

Diffusing Lens, headlight

9ES 113 916-001
094063, E1 14582, E1 14541



Bulb Type	H4
Fitting Position	Right
Inspection Tag	<ul style="list-style-type: none"> • E1 14541 • E1 14582
Left-hand / Right-hand Traffic	for right-hand traffic
Light Design	Halogen

9ES 113 917-001
E1 14540, E1 14581, 094064



Bulb Type	H4
Fitting Position	Left
Inspection Tag	<ul style="list-style-type: none"> • E1 14540 • E1 14581
Left-hand / Right-hand Traffic	for right-hand traffic
Light Design	Halogen

9ES 113 918-001
E1 14541, E1 7109



Bulb Type	R2 (Bilux)
Fitting Position	Right
Inspection Tag	<ul style="list-style-type: none"> • E1 14541 • E1 7109
Left-hand / Right-hand Traffic	for left-hand traffic

Diffusing Lens, headlight

9ES 113 919-001
E1 7108, E1 14540



Bulb Type	R2 (Bilux)
Fitting Position	Left
Inspection Tag	<ul style="list-style-type: none"> • E1 14540 • E1 7108
Left-hand / Right-hand Traffic	for left-hand traffic

9ES 118 402-001
E1 14541, E1 7129



Bulb Type	H4
Fitting Position	Right
Inspection Tag	<ul style="list-style-type: none"> • E1 14541 • E1 7129
Left-hand / Right-hand Traffic	for left-hand traffic
Light Design	Halogen

9ES 118 403-001
E1 7128, E1 14540



Bulb Type	H4
Fitting Position	Left
Inspection Tag	<ul style="list-style-type: none"> • E1 14540 • E1 7128
Left-hand / Right-hand Traffic	for left-hand traffic
Light Design	Halogen

Diffusing Lens, headlight

9ES 120 721-001
E1 24489, 094096



Bulb Type	H4
Fitting Position	Left
Inspection Tag	E1 24489
Left-hand / Right-hand Traffic	for right-hand traffic
Light Design	Halogen

9ES 120 722-001
094097, E1 24490



Bulb Type	H4
Fitting Position	Right
Inspection Tag	E1 24490
Left-hand / Right-hand Traffic	for right-hand traffic
Light Design	Halogen

9ES 120 726-001
E1 17002



Bulb Type	H4
Fitting Position	Right
Inspection Tag	E1 17002
Left-hand / Right-hand Traffic	for left-hand traffic
Light Design	Halogen

Diffusing Lens, headlight

9ES 126 471-001
E1 34427, 094123, E1 34431



Bulb Type	H4
Fitting Position	Left
Inspection Tag	<ul style="list-style-type: none"> • E1 34427 • E1 34431
Left-hand / Right-hand Traffic	for right-hand traffic
Light Design	Halogen

9ES 126 472-001
094124, E1 34428, E1 34432



Bulb Type	H4
Fitting Position	Right
Inspection Tag	<ul style="list-style-type: none"> • E1 34428 • E1 34432
Left-hand / Right-hand Traffic	for right-hand traffic
Light Design	Halogen

9ES 170 064-011



Driver Position	for left-/right-hand traffic
Fitting Position	Left
Light Design	Halogen

Diffusing Lens, headlight

9ES 170 064-021



Driver Position	for left-/right-hand traffic
Fitting Position	Right
Light Design	Halogen

9ES 247 753-001



Fitting Position	Left
------------------	------


9ES 247 754-001



Fitting Position	Right
------------------	-------

Diffusing Lens, headlight

9ES 354 366-011



Fitting Position	Left
Light Function	without indicator

9ES 354 366-021



Fitting Position	Right
Light Function	without indicator

Frame, headlight

9AB 165 229-031



Fitting Position

Left

Light Design

Halogen

9AB 165 230-031



Fitting Position


Right

Light Design

Halogen

Headlight - Fog Light

1N0 008 582-011
E1 1342



Bulb Type	H7
Diameter [mm]	90
Diffusing Lens Type	Clear diffusing lens
Fitting Position	<ul style="list-style-type: none"> • Left • Right
Illuminated Area [mm]	90
Inspection Tag	E1 1342
Lens Colour	Transparent
Light Design	<ul style="list-style-type: none"> • Halogen • FF
Light Function	with fog light
Rated Voltage [V]	24
Supplementary Article/Supplementary Info	with bulb

Spare Parts



1 x 8GH 007 157-241 Bulb

Accessories

1 x 9GH 158 051-007 Cap, fog light

1NA 010 059-011
E1 1796



Bulb Type	H11
Fitting Position	Left
Inspection Tag	E1 1796
Light Design	<ul style="list-style-type: none"> • Halogen • FF
Light Function	<ul style="list-style-type: none"> • with cornering light • with fog light
Rated Voltage [V]	12

Accessories



1 x 8GH 008 358-121 Bulb

Headlight - Fog Light

1NA 010 059-013



Bulb Type	H11
Fitting Position	Left
Light Design	<ul style="list-style-type: none"> • Halogen • FF
Light Function	<ul style="list-style-type: none"> • with cornering light • with fog light
Rated Voltage [V]	12

1NA 010 059-021
E1 1796



Bulb Type	H11
Fitting Position	Right
Inspection Tag	E1 1796
Light Design	<ul style="list-style-type: none"> • Halogen • FF
Light Function	<ul style="list-style-type: none"> • with cornering light • with fog light
Rated Voltage [V]	12

Accessories



1 x 8GH 008 358-121 Bulb

Headlight - Fog Light

1NA 010 059-023



Bulb Type	H11
Fitting Position	Right
Light Design	<ul style="list-style-type: none"> • Halogen • FF
Light Function	<ul style="list-style-type: none"> • with cornering light • with fog light
Rated Voltage [V]	12

1NE 002 537-301
E4 914, 014304, Modell 210

H3 fog lamp



Bulb Type	H3
Colour	Black
Fastening Type	Suspended
Fitting Position	<ul style="list-style-type: none"> • Left • Right
Inspection Tag	E4 914
Lens Colour	Transparent
Light Design	Halogen
Light Function	with fog light
Mounting Type	mounting
Rated Voltage [V]	<ul style="list-style-type: none"> • 12 • 24
Supplementary Article/Supplementary Info	with holder

Spare Parts

1 x 9DF 117 504-007 Reflector, fog light

Accessories

 1 x 8GH 002 090-133 Bulb

 1 x 8GH 002 090-251 Bulb

Headlight - Fog Light



1NE 006 300-201
E1 18231, Jumbo 220

H3 fog lamp



Bulb Type	H3
Colour	Black
Fastening Type	<ul style="list-style-type: none"> • Suspended • Vertical
Fitting Position	<ul style="list-style-type: none"> • Left • Right
Housing Colour	Black
Inspection Tag	E1 18231
Lens Colour	Transparent
Light Design	Halogen
Light Function	with fog light
Mounting Type	mounting
Rated Voltage [V]	<ul style="list-style-type: none"> • 12 • 24
Supplementary Article/Supplementary Info 2	with electronics

Accessories

	1 x 8GH 002 090-133 Bulb
	1 x 8GH 002 090-251 Bulb

Headlight - Fog Light

1NL 008 090-117
Micro DE, 014447, E1 877



Bulb Type	H3
Fastening Type	<ul style="list-style-type: none"> • Suspended • Vertical
Fitting Position	<ul style="list-style-type: none"> • Left • Right
Illuminated Area [mm]	40
Inspection Tag	E1 877
Lens Colour	Transparent
Light Design	<ul style="list-style-type: none"> • Halogen • DE
Light Function	with fog light
Rated Voltage [V]	24
Supplementary Article/Supplementary Info	with bulb

Spare Parts

	1 x 8GH 002 090-251 Bulb
	1 x 9GH 147 009-007 Cap, fog light

Accessories

	1 x 6EH 007 946-001 Switch
	1 x 8JD 156 150-807 Plug Housing
	1 x 8KA 002 309-811 Harness
	1 x 9HD 149 253-007 Cap, fog light

Headlight

1A8 003 060-761
E1 14551, E1 34495

H4 headlamp, not suitable for headlamp leveller




Bulb Type	<ul style="list-style-type: none"> • T4W • H4
Diffusing Lens Type	Hardened diffusing lens
Fitting Position	<ul style="list-style-type: none"> • Left • Right
Inspection Tag	<ul style="list-style-type: none"> • E1 14551 • E1 34495
Left-hand / Right-hand Traffic	for right-hand traffic
Light Design	Halogen
Light Function	<ul style="list-style-type: none"> • with low beam • with position light • with high beam
Supplementary Article/Supplementary Info 2	without indicator lamp
Vehicle Equipment	for vehicles without head-lamp levelling

Spare Parts

1 x 9FF 126 444-001 Bulb Socket, headlight
1 x 9GH 116 966-011 Cap, headlight

Accessories



1 x 8GJ 002 525-131 Bulb, spotlight

1 x 8GP 002 067-121 Bulb

Headlight

1A8 004 148-007
E1 14551, E1 34495

H4 headlamp, suitable for headlamp leveller



Bulb Type	<ul style="list-style-type: none"> • T4W • H4
Fitting Position	<ul style="list-style-type: none"> • Left • Right
Inspection Tag	<ul style="list-style-type: none"> • E1 14551 • E1 34495
Left-hand / Right-hand Traffic	for right-hand traffic
Light Design	Halogen
Light Function	<ul style="list-style-type: none"> • with low beam • with position light • with high beam
Vehicle Equipment	for vehicles with headlamp levelling (electric)

Spare Parts

1 x 9FF 126 444-001 Bulb Socket, headlight
1 x 9GH 116 966-011 Cap, headlight

Accessories



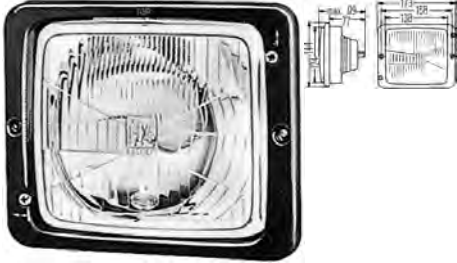
1 x 8GJ 002 525-131 Bulb, spotlight

1 x 8GP 002 067-121 Bulb

Headlight

1AA 004 109-201
E1 34463

Only for spare parts requirement




Bulb Type	<ul style="list-style-type: none"> • T4W • H4
Colour	Black
Depth [mm]	99
Fitting Position	<ul style="list-style-type: none"> • Left • Right
Height [mm]	144
Illuminated Area [mm]	138 x 124
Inspection Tag	E1 34463
Left-hand / Right-hand Traffic	for right-hand traffic
Light Design	Halogen
Light Function	<ul style="list-style-type: none"> • with low beam • with position light • with high beam
Mounting Type	Fitting
Rated Voltage [V]	12
Width [mm]	173

Accessories

	1 x 8GJ 002 525-131 Bulb, spotlight
	1 x 8GJ 002 525-251 Bulb, spotlight
	1 x 8GP 002 067-121 Bulb
	1 x 8GP 002 067-241 Bulb
	1 x 9BG 127 426-001 Housing, headlight
	1 x 9FF 111 606-021 Bulb Socket, headlight

Headlight

1AE 001 103-031
E1 14579, 012025







Bulb Type	<ul style="list-style-type: none"> • T4W • H4
Fitting Position	Left
Inspection Tag	E1 14579
Left-hand / Right-hand Traffic	for right-hand traffic
Light Design	Halogen
Light Function	<ul style="list-style-type: none"> • with low beam • with position light • with high beam
Mounting Type	<ul style="list-style-type: none"> • mounting • Fitting
Rated Voltage [V]	<ul style="list-style-type: none"> • 12 • 24

Spare Parts


- 1 x 9DE 116 065-001 Reflector, headlight
- 1 x 9GD 094 601-001 Seal, headlight
- 1 x 9GD 094 602-001 Seal, headlight

Accessories

	1 x 8GJ 002 525-131 Bulb, spotlight
	1 x 8GJ 002 525-251 Bulb, spotlight
	1 x 8GP 002 067-121 Bulb
	1 x 8GP 002 067-241 Bulb

Headlight

1AE 001 103-041
012026, E1 14580



Bulb Type	<ul style="list-style-type: none"> • T4W • H4
Fitting Position	Right
Inspection Tag	E1 14580
Left-hand / Right-hand Traffic	for right-hand traffic
Light Design	Halogen
Light Function	<ul style="list-style-type: none"> • with low beam • with position light • with high beam
Mounting Type	<ul style="list-style-type: none"> • mounting • Fitting
Rated Voltage [V]	<ul style="list-style-type: none"> • 12 • 24

Spare Parts



- 1 x 9DE 116 066-001 Reflector, headlight
- 1 x 9ES 116 062-005 Diffusing Lens, headlight
- 1 x 9GD 094 601-001 Seal, headlight
- 1 x 9GD 094 602-001 Seal, headlight

Accessories



- 1 x 8GJ 002 525-131 Bulb, spotlight
- 1 x 8GJ 002 525-251 Bulb, spotlight
- 1 x 8GP 002 067-121 Bulb
- 1 x 8GP 002 067-241 Bulb

Headlight

1AE 003 440-451
E1 34427

HELLA



Bulb Type	<ul style="list-style-type: none"> T4W H4
Fitting Position	Left
Inspection Tag	E1 34427
Left-hand / Right-hand Traffic	for right-hand traffic
Light Design	Halogen
Light Function	<ul style="list-style-type: none"> with low beam with position light with high beam
Mounting Type	<ul style="list-style-type: none"> mounting Fitting
Rated Voltage [V]	<ul style="list-style-type: none"> 12 24
Supplementary Article/Supplementary Info 2	without indicator lamp
Vehicle Equipment	for vehicles with headlamp levelling

Accessories

	1 x 8GJ 002 525-131 Bulb, spotlight
	1 x 8GJ 002 525-251 Bulb, spotlight
	1 x 8GP 002 067-121 Bulb
	1 x 8GP 002 067-241 Bulb

Spare Parts

	1 x 9DE 122 228-011 Reflector, headlight
	1 x 9ES 126 471-001 Diffusing Lens, headlight
	1 x 9FH 113 447-011 Lamp Base
	1 x 9HD 121 297-001 Cap, headlight

Headlight

1AE 003 440-461
E1 34428

HELLA



Bulb Type	<ul style="list-style-type: none"> T4W H4
Fitting Position	Right
Inspection Tag	E1 34428
Left-hand / Right-hand Traffic	for right-hand traffic
Light Design	Halogen
Light Function	<ul style="list-style-type: none"> with low beam with position light with high beam
Mounting Type	<ul style="list-style-type: none"> mounting Fitting
Rated Voltage [V]	<ul style="list-style-type: none"> 12 24
Supplementary Article/Supplementary Info 2	without indicator lamp
Vehicle Equipment	for vehicles with headlamp levelling

Accessories

	1 x 8GJ 002 525-131 Bulb, spotlight
	1 x 8GJ 002 525-251 Bulb, spotlight
	1 x 8GP 002 067-121 Bulb
	1 x 8GP 002 067-241 Bulb

Spare Parts

	1 x 9DE 122 228-021 Reflector, headlight
	1 x 9ES 126 472-001 Diffusing Lens, headlight
	1 x 9FH 113 447-011 Lamp Base
	1 x 9HD 121 297-001 Cap, headlight

Headlight

1AE 003 440-611
010144, E1 24483



Bulb Type	<ul style="list-style-type: none"> • T4W • R2 (Bilux)
Fitting Position	Left
Inspection Tag	E1 24483
Left-hand / Right-hand Traffic	for right-hand traffic
Light Function	<ul style="list-style-type: none"> • with low beam • with position light • with high beam
Mounting Type	Fitting
Rated Voltage [V]	<ul style="list-style-type: none"> • 12 • 24

Spare Parts

- 1 x 9FH 113 447-011 Lamp Base
- 1 x 9HD 121 297-001 Cap, headlight

Accessories

	1 x 8GD 002 088-131 Bulb
	1 x 8GD 002 088-251 Bulb, spotlight
	1 x 8GP 002 067-121 Bulb
	1 x 8GP 002 067-241 Bulb

Headlight

1AE 003 440-621
E1 24484, 010145



Bulb Type	<ul style="list-style-type: none"> • T4W • R2 (Bilux)
Fitting Position	Right
Inspection Tag	E1 24484
Left-hand / Right-hand Traffic	for right-hand traffic
Light Function	<ul style="list-style-type: none"> • with low beam • with position light • with high beam
Mounting Type	Fitting
Rated Voltage [V]	<ul style="list-style-type: none"> • 12 • 24

Spare Parts

- 1 x 9FH 113 447-011 Lamp Base
- 1 x 9HD 121 297-001 Cap, headlight

Accessories

	1 x 8GD 002 088-131 Bulb
	1 x 8GD 002 088-251 Bulb, spotlight
	1 x 8GP 002 067-121 Bulb
	1 x 8GP 002 067-241 Bulb



Headlight

1AE 003 440-631
012154, E1 24489







Bulb Type	<ul style="list-style-type: none"> • T4W • H4
Fitting Position	Left
Inspection Tag	E1 24489
Left-hand / Right-hand Traffic	for right-hand traffic
Light Design	Halogen
Light Function	<ul style="list-style-type: none"> • with low beam • with position light • with high beam
Mounting Type	Fitting
Rated Voltage [V]	<ul style="list-style-type: none"> • 12 • 24

Spare Parts

	1 x 9DE 122 228-011 Reflector, headlight
	1 x 9ES 120 721-001 Diffusing Lens, headlight
	1 x 9FH 113 447-011 Lamp Base
	1 x 9HD 121 297-001 Cap, headlight

Accessories

	1 x 8GJ 002 525-131 Bulb, spotlight
	1 x 8GJ 002 525-251 Bulb, spotlight
	1 x 8GP 002 067-121 Bulb
	1 x 8GP 002 067-241 Bulb



Headlight

1AE 003 440-641
012155, E1 24490







Bulb Type	<ul style="list-style-type: none"> • T4W • H4
Fitting Position	Right
Inspection Tag	E1 24490
Left-hand / Right-hand Traffic	for right-hand traffic
Light Design	Halogen
Light Function	<ul style="list-style-type: none"> • with low beam • with position light • with high beam
Mounting Type	Fitting
Rated Voltage [V]	<ul style="list-style-type: none"> • 12 • 24

Spare Parts

	1 x 9DE 122 228-021 Reflector, headlight
	1 x 9ES 120 722-001 Diffusing Lens, headlight
	1 x 9FH 113 447-011 Lamp Base
	1 x 9HD 121 297-001 Cap, headlight

Accessories

	1 x 8GJ 002 525-131 Bulb, spotlight
	1 x 8GJ 002 525-251 Bulb, spotlight
	1 x 8GP 002 067-121 Bulb
	1 x 8GP 002 067-241 Bulb

Headlight



1AE 003 440-671
E1 34427, E1 34431, 012563

HELLA







Bulb Type	<ul style="list-style-type: none"> • T4W • H4
Fitting Position	Left
Inspection Tag	<ul style="list-style-type: none"> • E1 34427 • E1 34431
Left-hand / Right-hand Traffic	for right-hand traffic
Light Design	Halogen
Light Function	<ul style="list-style-type: none"> • with low beam • with position light • with high beam
Mounting Type	Fitting
Rated Voltage [V]	<ul style="list-style-type: none"> • 12 • 24
Supplementary Article/Supplementary Info 2	without indicator lamp
Vehicle Equipment	for vehicles without head-lamp levelling

Spare Parts

	1 x 9DE 122 228-011 Reflector, headlight
	1 x 9ES 126 471-001 Diffusing Lens, headlight
	1 x 9FH 113 447-011 Lamp Base
	1 x 9HD 121 297-001 Cap, headlight

Accessories

	1 x 8GJ 002 525-131 Bulb, spotlight
	1 x 8GJ 002 525-251 Bulb, spotlight
	1 x 8GP 002 067-121 Bulb
	1 x 8GP 002 067-241 Bulb

Headlight

1AE 003 440-681
E1 34428, E1 34432, 012564

HELLA



Bulb Type	<ul style="list-style-type: none"> T4W H4
Fitting Position	Right
Inspection Tag	<ul style="list-style-type: none"> E1 34428 E1 34432
Left-hand / Right-hand Traffic	for right-hand traffic
Light Design	Halogen
Light Function	<ul style="list-style-type: none"> with low beam with position light with high beam
Mounting Type	Fitting
Rated Voltage [V]	<ul style="list-style-type: none"> 12 24
Supplementary Article/Supplementary Info 2	without indicator lamp
Vehicle Equipment	for vehicles without head-lamp levelling

Accessories

	1 x 8GJ 002 525-131 Bulb, spotlight
	1 x 8GJ 002 525-251 Bulb, spotlight
	1 x 8GP 002 067-121 Bulb
	1 x 8GP 002 067-241 Bulb

Spare Parts

	1 x 9DE 122 228-021 Reflector, headlight
	1 x 9ES 126 472-001 Diffusing Lens, headlight
	1 x 9FH 113 447-011 Lamp Base
	1 x 9HD 121 297-001 Cap, headlight

Headlight

1AF 354 370-011



Bulb Type	<ul style="list-style-type: none"> • H4/H1 • W5W
Fitting Position	Left
Left-hand / Right-hand Traffic	for right-hand traffic
Light Design	Halogen
Light Function	<ul style="list-style-type: none"> • with low beam • with high beam • with fog light
Rated Voltage [V]	24
Supplementary Article/Supplementary Info 2	<ul style="list-style-type: none"> • without bulbs • without motor for headlamp levelling
Vehicle Equipment	for vehicles with headlamp levelling (electric)

1AF 354 370-021



Bulb Type	<ul style="list-style-type: none"> • H4/H1 • W5W
Fitting Position	Right
Left-hand / Right-hand Traffic	for right-hand traffic
Light Design	Halogen
Light Function	<ul style="list-style-type: none"> • with low beam • with high beam • with fog light
Rated Voltage [V]	24
Supplementary Article/Supplementary Info 2	<ul style="list-style-type: none"> • without bulbs • without motor for headlamp levelling
Vehicle Equipment	for vehicles with headlamp levelling (electric)

Headlight

1AF 354 370-031



Bulb Type	<ul style="list-style-type: none"> • W5W • H4
Fitting Position	Left
Left-hand / Right-hand Traffic	for right-hand traffic
Light Design	Halogen
Light Function	<ul style="list-style-type: none"> • with low beam • with high beam
Rated Voltage [V]	24
Supplementary Article/Supplementary Info 2	<ul style="list-style-type: none"> • without bulbs • with motor for headlamp levelling
Vehicle Equipment	for vehicles without fog lights

1AF 354 370-041



Bulb Type	<ul style="list-style-type: none"> • W5W • H4
Fitting Position	Right
Left-hand / Right-hand Traffic	for right-hand traffic
Light Design	Halogen
Light Function	<ul style="list-style-type: none"> • with low beam • with high beam
Rated Voltage [V]	24
Supplementary Article/Supplementary Info 2	<ul style="list-style-type: none"> • without bulbs • with motor for headlamp levelling
Vehicle Equipment	for vehicles without fog lights

Headlight

1AF 354 370-051



Bulb Type	<ul style="list-style-type: none"> • H4/H1 • W5W
Fitting Position	Left
Left-hand / Right-hand Traffic	for right-hand traffic
Light Design	Halogen
Light Function	<ul style="list-style-type: none"> • with low beam • with high beam • with fog light
Rated Voltage [V]	24
Supplementary Article/Supplementary Info 2	without bulbs
Vehicle Equipment	for vehicles without head-lamp levelling

1AF 354 370-061



Bulb Type	<ul style="list-style-type: none"> • H4/H1 • W5W
Fitting Position	Right
Left-hand / Right-hand Traffic	for right-hand traffic
Light Design	Halogen
Light Function	<ul style="list-style-type: none"> • with low beam • with high beam • with fog light
Rated Voltage [V]	24
Supplementary Article/Supplementary Info 2	without bulbs
Vehicle Equipment	for vehicles without head-lamp levelling

Headlight

1AG 001 108-531
E4 62, E4 308









Bulb Type	<ul style="list-style-type: none"> • T4W • H4
Fitting Position	<ul style="list-style-type: none"> • Left • Right
Inspection Tag	<ul style="list-style-type: none"> • E4 308 • E4 62
Left-hand / Right-hand Traffic	for right-hand traffic
Light Design	Halogen
Light Function	<ul style="list-style-type: none"> • with low beam • with position light • with high beam
Mounting Type	<ul style="list-style-type: none"> • mounting • Fitting
Rated Voltage [V]	<ul style="list-style-type: none"> • 12 • 24
Shape	angular

Spare Parts

- 1 x 9DE 119 445-001 Reflector, headlight
- 1 x 9ES 112 293-001 Diffusing Lens, headlight
- 1 x 9FF 085 642-001 Bulb Socket, headlight
- 1 x 9FH 112 497-001 Lamp Base
- 1 x 9GD 052 710-021 Seal, headlight

Accessories

- 
 1 x 8GJ 002 525-131 Bulb, spotlight
- 
 1 x 8GJ 002 525-251 Bulb, spotlight
- 
 1 x 8GP 002 067-121 Bulb
- 
 1 x 8GP 002 067-241 Bulb
- 
 1 x 9AB 053 336-007 Frame, headlight
- 
 1 x 9GD 087 429-001 Gasket / Seal

Headlight

1AL 009 998-041
90 mm Bi-Halogen, E1 2484



Bulb Type	H7
Fitting Position	<ul style="list-style-type: none"> • Left • Right
Inspection Tag	<ul style="list-style-type: none"> • E1 2484 • ECE
Left-hand / Right-hand Traffic	for right-hand traffic
Light Design	DE
Light Function	<ul style="list-style-type: none"> • with low beam • with high beam
Rated Voltage [V]	24

Spare Parts



1 x 8GH 007 157-241 Bulb

1 x 9XD 198 241-002 Connector

Accessories

1 x 8JA 746 184-022 Plug Housing
 1 x 8JD 156 151-807 Plug Housing
 1 x 8KW 744 837-002 Cable Connector
 1 x 9AH 169 580-011 Base, headlight
 1 x 9GD 746 185-002 Gasket / Seal





Headlight

1DB 247 011-011
E1 1836



Bulb Type	<ul style="list-style-type: none"> • W5W • H7/ H1
Fitting Position	Left
Inspection Tag	E1 1836
Left-hand / Right-hand Traffic	for right-hand traffic
Light Design	Halogen
Light Function	<ul style="list-style-type: none"> • with low beam • with position light • with high beam
Rated Voltage [V]	24
Supplementary Article/Supplementary Info 2	<ul style="list-style-type: none"> • with bulbs • without indicator lamp
Vehicle Equipment	<ul style="list-style-type: none"> • for vehicles without head-lamp levelling • for vehicles without head-lamp cleaning system

Spare Parts

	1 x 8GH 002 089-251 Bulb
	1 x 8GH 007 157-241 Bulb
	1 x 8GP 003 594-251 Bulb
	1 x 9ES 247 753-001 Diffusing Lens, headlight
	1 x 9GH 156 191-001 Cap, headlight
	1 x 9XD 247 755-001 Base, headlight





Headlight

1DB 247 011-021
E1 1837



Bulb Type	<ul style="list-style-type: none"> • W5W • H7/ H1
Fitting Position	Right
Inspection Tag	E1 1837
Left-hand / Right-hand Traffic	for right-hand traffic
Light Design	Halogen
Light Function	<ul style="list-style-type: none"> • with low beam • with position light • with high beam
Rated Voltage [V]	24
Supplementary Article/Supplementary Info 2	<ul style="list-style-type: none"> • with bulbs • without indicator lamp
Vehicle Equipment	<ul style="list-style-type: none"> • for vehicles without head-lamp levelling • for vehicles without head-lamp cleaning system

Spare Parts

	1 x 8GH 002 089-251 Bulb
	1 x 8GH 007 157-241 Bulb
	1 x 8GP 003 594-251 Bulb
	1 x 9ES 247 754-001 Diffusing Lens, headlight
	1 x 9GH 156 191-001 Cap, headlight
	1 x 9XD 247 756-001 Base, headlight

Headlight

1DL 007 859-011
E1 1600

HELLA



Bulb Type	<ul style="list-style-type: none"> • T4W • H1/ H1
Fitting Position	Left
Inspection Tag	E1 1600
Left-hand / Right-hand Traffic	for right-hand traffic
Light Design	<ul style="list-style-type: none"> • Halogen • DE
Light Function	<ul style="list-style-type: none"> • with low beam • with position light • with high beam
Mounting Type	Fitting
Rated Voltage [V]	24
Supplementary Article/Supplementary Info 2	<ul style="list-style-type: none"> • with bulbs • without indicator lamp

Spare Parts



2 x 8GH 002 089-251 Bulb

1 x 8GP 002 067-241 Bulb

Headlight

1DL 007 859-021
E1 1600

HELLA



Bulb Type	<ul style="list-style-type: none"> • T4W • H1/ H1
Fitting Position	Right
Inspection Tag	E1 1600
Left-hand / Right-hand Traffic	for right-hand traffic
Light Design	<ul style="list-style-type: none"> • Halogen • DE
Light Function	<ul style="list-style-type: none"> • with low beam • with position light • with high beam
Mounting Type	Fitting
Rated Voltage [V]	24
Supplementary Article/Supplementary Info 2	<ul style="list-style-type: none"> • with bulbs • without indicator lamp

Spare Parts



2 x 8GH 002 089-251 Bulb

1 x 8GP 002 067-241 Bulb

Headlight

1DL 007 859-051
E1 600

HELLA



Bulb Type	<ul style="list-style-type: none"> • T4W • H1/ H1
Fitting Position	Left
Inspection Tag	E1 600
Left-hand / Right-hand Traffic	for right-hand traffic
Light Design	<ul style="list-style-type: none"> • Halogen • DE
Light Function	<ul style="list-style-type: none"> • with low beam • with position light • with high beam
Mounting Type	Fitting
Rated Voltage [V]	24
Supplementary Article/Supplementary Info 2	<ul style="list-style-type: none"> • with bulbs • without indicator lamp

Spare Parts

	2 x 8GH 002 089-251 Bulb
	1 x 8GP 002 067-241 Bulb

Headlight

1DL 007 859-061
E1 600

HELLA



Bulb Type	<ul style="list-style-type: none"> • T4W • H1/ H1
Fitting Position	Right
Inspection Tag	E1 600
Left-hand / Right-hand Traffic	for right-hand traffic
Light Design	<ul style="list-style-type: none"> • Halogen • DE
Light Function	<ul style="list-style-type: none"> • with low beam • with position light • with high beam
Mounting Type	Fitting
Rated Voltage [V]	24
Supplementary Article/Supplementary Info 2	<ul style="list-style-type: none"> • with bulbs • without indicator lamp

Spare Parts



2 x 8GH 002 089-251 Bulb

1 x 8GP 002 067-241 Bulb

Headlight

1DL 007 872-077
E1 7411



Bulb Type	<ul style="list-style-type: none"> • T4W • H1/ H1
Fitting Position	Left
Illuminated Area [mm]	248 x 117
Inspection Tag	E1 7411
Left-hand / Right-hand Traffic	for right-hand traffic
Light Design	<ul style="list-style-type: none"> • Halogen • DE
Light Function	<ul style="list-style-type: none"> • with low beam • with position light • with high beam
Supplementary Article/Supplementary Info 2	with bulbs

Spare Parts

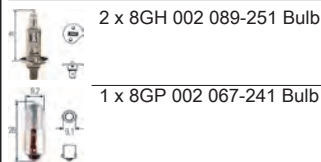


1DL 007 872-087
E1 7411



Bulb Type	<ul style="list-style-type: none"> • T4W • H1/ H1
Fitting Position	Right
Illuminated Area [mm]	248 x 117
Inspection Tag	E1 7411
Left-hand / Right-hand Traffic	for right-hand traffic
Light Design	<ul style="list-style-type: none"> • Halogen • DE
Light Function	<ul style="list-style-type: none"> • with low beam • with position light • with high beam
Supplementary Article/Supplementary Info 2	with bulbs

Spare Parts



Headlight

1EH 002 658-031

E1 14581, E1 14540, 012078

H4 headlamp, left, with flasher lamp, not suitable for headlamp leveller



Bulb Type	<ul style="list-style-type: none"> • P21W • T4W • H4
Fitting Position	Left
Height [mm]	205
Inspection Tag	<ul style="list-style-type: none"> • E1 14540 • E1 14581
Left-hand / Right-hand Traffic	for right-hand traffic
Light Design	Halogen
Light Function	<ul style="list-style-type: none"> • with low beam • with position light • with indicator • with high beam
Mounting Type	Fitting
Rated Voltage [V]	<ul style="list-style-type: none"> • 12 • 24
Shape	angular
Vehicle Equipment	for vehicles without head-lamp levelling
Width [mm]	370

Spare Parts



1 x 9DE 116 732-001 Reflector, headlight



1 x 9ES 113 917-001 Diffusing Lens, headlight

1 x 9GD 113 431-005 Seal, headlight

Accessories



1 x 8GA 002 073-121 Bulb



1 x 8GA 002 073-241 Bulb



1 x 8GJ 002 525-131 Bulb, spotlight



1 x 8GJ 002 525-251 Bulb, spotlight



1 x 8GP 002 067-121 Bulb



1 x 8GP 002 067-241 Bulb

Headlight

1EH 002 658-041
012079, E1 14541, E1 14582

H4 headlamp, right, with flasher lamp, not suitable for headlamp leveller



Bulb Type	<ul style="list-style-type: none"> • P21W • T4W • H4
Fitting Position	Right
Height [mm]	205
Inspection Tag	<ul style="list-style-type: none"> • E1 14541 • E1 14582
Left-hand / Right-hand Traffic	for right-hand traffic
Light Design	Halogen
Light Function	<ul style="list-style-type: none"> • with low beam • with position light • with indicator • with high beam
Mounting Type	Fitting
Rated Voltage [V]	<ul style="list-style-type: none"> • 12 • 24
Shape	angular
Vehicle Equipment	for vehicles without head-lamp levelling
Width [mm]	370

Spare Parts



1 x 9DE 116 733-001 Reflector, headlight



1 x 9ES 113 916-001 Diffusing Lens, headlight

1 x 9GD 113 431-005 Seal, headlight

Accessories



1 x 8GA 002 073-121 Bulb



1 x 8GA 002 073-241 Bulb



1 x 8GJ 002 525-131 Bulb, spotlight



1 x 8GJ 002 525-251 Bulb, spotlight



1 x 8GP 002 067-121 Bulb




1 x 8GP 002 067-241 Bulb

Headlight


1EH 002 658-311
E1 14540, E1 21618

Headlamp, left, with flasher lamp, not suitable for headlamp leveller



Bulb Type	<ul style="list-style-type: none"> • P21W • T4W • R2 (Bilux)
Fitting Position	Left
Inspection Tag	<ul style="list-style-type: none"> • E1 14540 • E1 21618
Left-hand / Right-hand Traffic	for right-hand traffic
Light Function	<ul style="list-style-type: none"> • with low beam • with position light • with indicator • with high beam
Mounting Type	Fitting
Rated Voltage [V]	<ul style="list-style-type: none"> • 12 • 24
Vehicle Equipment	for vehicles without head-lamp levelling

Spare Parts

	1 x 9ES 111 705-001 Diffusing Lens, headlight
	1 x 9GD 113 431-005 Seal, headlight


Accessories

	1 x 8GA 002 073-121 Bulb
	1 x 8GA 002 073-241 Bulb
	1 x 8GD 002 088-131 Bulb
	1 x 8GD 002 088-251 Bulb, spotlight
	1 x 8GP 002 067-121 Bulb
	1 x 8GP 002 067-241 Bulb

Headlight



1EH 002 658-321
E1 21619, E1 14541

Headlamp, right, with flasher lamp, not suitable for headlamp leveller



Bulb Type	<ul style="list-style-type: none"> • P21W • T4W • R2 (Bilux)
Fitting Position	Right
Inspection Tag	<ul style="list-style-type: none"> • E1 14541 • E1 21619
Left-hand / Right-hand Traffic	for right-hand traffic
Light Function	<ul style="list-style-type: none"> • with low beam • with position light • with indicator • with high beam
Mounting Type	Fitting
Rated Voltage [V]	<ul style="list-style-type: none"> • 12 • 24
Vehicle Equipment	for vehicles without head-lamp levelling

Spare Parts

	1 x 9ES 111 704-001 Diffusing Lens, headlight
	1 x 9GD 113 431-005 Seal, headlight


Accessories

	1 x 8GA 002 073-121 Bulb
	1 x 8GA 002 073-241 Bulb
	1 x 8GD 002 088-131 Bulb
	1 x 8GD 002 088-251 Bulb, spotlight
	1 x 8GP 002 067-121 Bulb
	1 x 8GP 002 067-241 Bulb

Headlight



1EH 002 658-331
012471, E1 14581

H4 headlamp, left, with flasher lamp, not suitable for headlamp leveller



Bulb Type	<ul style="list-style-type: none"> • P21W • T4W • H4
Fitting Position	Left
Inspection Tag	E1 14581
Left-hand / Right-hand Traffic	for right-hand traffic
Light Design	Halogen
Light Function	<ul style="list-style-type: none"> • with low beam • with position light • with indicator • with high beam
Mounting Type	Fitting
Rated Voltage [V]	<ul style="list-style-type: none"> • 12 • 24
Vehicle Equipment	for vehicles without headlamp levelling

Spare Parts

	1 x 9DE 116 732-001 Reflector, headlight
	1 x 9ES 113 917-001 Diffusing Lens, headlight
	1 x 9GD 113 431-005 Seal, headlight


Accessories

	1 x 8GA 002 073-121 Bulb
	1 x 8GA 002 073-241 Bulb
	1 x 8GJ 002 525-131 Bulb, spotlight
	1 x 8GJ 002 525-251 Bulb, spotlight
	1 x 8GP 002 067-121 Bulb
	1 x 8GP 002 067-241 Bulb

Headlight



1EH 002 658-341
012472, E1 14582

H4 headlamp, right, with flasher lamp, not suitable for headlamp leveller _



Bulb Type	<ul style="list-style-type: none"> • P21W • T4W • H4
Fitting Position	Right
Inspection Tag	E1 14582
Left-hand / Right-hand Traffic	for right-hand traffic
Light Design	Halogen
Light Function	<ul style="list-style-type: none"> • with low beam • with position light • with indicator • with high beam
Mounting Type	Fitting
Rated Voltage [V]	<ul style="list-style-type: none"> • 12 • 24
Vehicle Equipment	for vehicles without head-lamp levelling

Spare Parts

	1 x 9DE 116 733-001 Reflector, headlight
	1 x 9ES 113 916-001 Diffusing Lens, headlight
	1 x 9GD 113 431-005 Seal, headlight


Accessories

	1 x 8GA 002 073-121 Bulb
	1 x 8GA 002 073-241 Bulb
	1 x 8GJ 002 525-131 Bulb, spotlight
	1 x 8GJ 002 525-251 Bulb, spotlight
	1 x 8GP 002 067-121 Bulb
	1 x 8GP 002 067-241 Bulb

Headlight



1EH 002 658-391
012754, E1 14581

H4 headlamp, left, with flasher lamp and suitable for headlamp leveller



Bulb Type	<ul style="list-style-type: none"> • P21W • T4W • H4
Fitting Position	Left
Inspection Tag	E1 14581
Left-hand / Right-hand Traffic	for right-hand traffic
Light Design	Halogen
Light Function	<ul style="list-style-type: none"> • with low beam • with position light • with indicator • with high beam
Mounting Type	Fitting
Rated Voltage [V]	<ul style="list-style-type: none"> • 12 • 24
Vehicle Equipment	for vehicles with headlamp levelling

Spare Parts

	1 x 9DE 118 792-001 Reflector, headlight
	1 x 9ES 113 917-001 Diffusing Lens, headlight
	1 x 9GD 113 431-005 Seal, headlight


Accessories

	1 x 8GA 002 073-121 Bulb
	1 x 8GA 002 073-241 Bulb
	1 x 8GJ 002 525-131 Bulb, spotlight
	1 x 8GJ 002 525-251 Bulb, spotlight
	1 x 8GP 002 067-121 Bulb
	1 x 8GP 002 067-241 Bulb

Headlight



1EH 002 658-401
012755, E1 14582

HELLA




Bulb Type	<ul style="list-style-type: none"> • P21W • T4W • H4
Fitting Position	Right
Inspection Tag	E1 14582
Left-hand / Right-hand Traffic	for right-hand traffic
Light Design	Halogen
Light Function	<ul style="list-style-type: none"> • with low beam • with position light • with indicator • with high beam
Mounting Type	Fitting
Rated Voltage [V]	<ul style="list-style-type: none"> • 12 • 24
Vehicle Equipment	for vehicles with headlamp levelling

Spare Parts

	1 x 9DE 118 793-001 Reflector, headlight
	1 x 9ES 113 916-001 Diffusing Lens, headlight
	1 x 9GD 113 431-005 Seal, headlight


Accessories

	1 x 8GA 002 073-121 Bulb
	1 x 8GA 002 073-241 Bulb
	1 x 8GJ 002 525-131 Bulb, spotlight
	1 x 8GJ 002 525-251 Bulb, spotlight
	1 x 8GP 002 067-121 Bulb
	1 x 8GP 002 067-241 Bulb

Headlight

1EH 002 658-551
012699, E1 14581

H4 headlamp, left, with flasher lamp and suitable for headlamp leveller, with holder for headlamp leveller



Bulb Type	<ul style="list-style-type: none"> • P21W • T4W • H4
Fitting Position	Left
Inspection Tag	E1 14581
Left-hand / Right-hand Traffic	for right-hand traffic
Light Design	Halogen
Light Function	<ul style="list-style-type: none"> • with low beam • with position light • with indicator • with high beam
Mounting Type	<ul style="list-style-type: none"> • mounting • Fitting
Rated Voltage [V]	<ul style="list-style-type: none"> • 12 • 24
Supplementary Article/Supplementary Info	with holder
Vehicle Equipment	for vehicles with headlamp levelling

Accessories

	1 x 8GA 002 073-121 Bulb
	1 x 8GA 002 073-241 Bulb
	1 x 8GJ 002 525-131 Bulb, spotlight
	1 x 8GJ 002 525-251 Bulb, spotlight
	1 x 8GP 002 067-121 Bulb
	1 x 8GP 002 067-241 Bulb


Spare Parts

	1 x 9DE 118 792-001 Reflector, headlight
	1 x 9ES 113 917-001 Diffusing Lens, headlight
	1 x 9GD 113 431-005 Seal, headlight

Headlight



1EH 002 658-561
012700, E1 14582

H4 headlamp, right, with flasher lamp and suitable for headlamp leveller, with holder for headlamp leveller









Bulb Type	<ul style="list-style-type: none"> • P21W • T4W • H4
Fitting Position	Right
Inspection Tag	E1 14582
Left-hand / Right-hand Traffic	for right-hand traffic
Light Design	Halogen
Light Function	<ul style="list-style-type: none"> • with low beam • with position light • with indicator • with high beam
Mounting Type	<ul style="list-style-type: none"> • mounting • Fitting
Rated Voltage [V]	<ul style="list-style-type: none"> • 12 • 24
Supplementary Article/Supplementary Info	with holder
Vehicle Equipment	for vehicles with headlamp levelling

Spare Parts

	1 x 9DE 118 793-001 Reflector, headlight
	1 x 9ES 113 916-001 Diffusing Lens, headlight
	1 x 9GD 113 431-005 Seal, headlight

Accessories

	1 x 8GA 002 073-121 Bulb
	1 x 8GA 002 073-241 Bulb
	1 x 8GJ 002 525-131 Bulb, spotlight
	1 x 8GJ 002 525-251 Bulb, spotlight
	1 x 8GP 002 067-121 Bulb
	1 x 8GP 002 067-241 Bulb

Headlight


1EH 008 688-011
E1 310


HELLA



Bulb Type	<ul style="list-style-type: none"> • W5W • H4
Fitting Position	Left
Inspection Tag	E1 310
Left-hand / Right-hand Traffic	for right-hand traffic
Light Design	Halogen
Light Function	<ul style="list-style-type: none"> • with low beam • with position light • with high beam
Rated Voltage [V]	24
Supplementary Article/Supplementary Info 2	<ul style="list-style-type: none"> • without masking frame • without indicator lamp
Vehicle Equipment	for vehicles without head-lamp levelling

Spare Parts

 1 x 9ES 354 366-011 Diffusing Lens, headlight

 1 x 9ES 354 366-021 Diffusing Lens, headlight

Accessories

 1 x 8GJ 002 525-251 Bulb, spotlight

 1 x 8GP 003 594-251 Bulb

Headlight


1EH 008 688-021
E1 311, E1 310


HELLA




Bulb Type	<ul style="list-style-type: none"> • W5W • H4
Fitting Position	Right
Inspection Tag	<ul style="list-style-type: none"> • E1 310 • E1 311
Left-hand / Right-hand Traffic	for right-hand traffic
Light Design	Halogen
Light Function	<ul style="list-style-type: none"> • with low beam • with position light • with high beam
Rated Voltage [V]	24
Supplementary Article/Supplementary Info 2	<ul style="list-style-type: none"> • without masking frame • without indicator lamp
Vehicle Equipment	for vehicles without head-lamp levelling

Spare Parts

 1 x 9ES 354 366-011 Diffusing Lens, headlight

 1 x 9ES 354 366-021 Diffusing Lens, headlight

Accessories

 1 x 8GJ 002 525-251 Bulb, spotlight

 1 x 8GP 003 594-251 Bulb

Headlight



1EH 008 688-031
E1 310

HELLA



Bulb Type	<ul style="list-style-type: none"> • P21W • W5W • H4
Fitting Position	Left
Inspection Tag	E1 310
Left-hand / Right-hand Traffic	for right-hand traffic
Light Design	Halogen
Light Function	<ul style="list-style-type: none"> • with low beam • with position light • with indicator • with high beam
Rated Voltage [V]	24
Supplementary Article/Supplementary Info 2	without masking frame
Vehicle Equipment	for vehicles without head-lamp levelling

Spare Parts

	1 x 8GJ 002 525-251 Bulb, spotlight
	1 x 8GP 003 594-251 Bulb

Headlight

1EH 008 688-041
E1 311, E1 310

HELLA



Bulb Type	<ul style="list-style-type: none"> • P21W • W5W • H4
Fitting Position	Right
Inspection Tag	<ul style="list-style-type: none"> • E1 310 • E1 311
Left-hand / Right-hand Traffic	for right-hand traffic
Light Design	Halogen
Light Function	<ul style="list-style-type: none"> • with low beam • with position light • with indicator • with high beam
Rated Voltage [V]	24
Supplementary Article/Supplementary Info 2	without masking frame
Vehicle Equipment	for vehicles without head-lamp levelling

Spare Parts



1 x 8GJ 002 525-251 Bulb, spotlight

1 x 8GP 003 594-251 Bulb

Headlight

1EH 008 688-051
E1 310

HELLA



Bulb Type	<ul style="list-style-type: none"> • W5W • H4
Fitting Position	Left
Inspection Tag	E1 310
Left-hand / Right-hand Traffic	for right-hand traffic
Light Design	Halogen
Light Function	<ul style="list-style-type: none"> • with low beam • with position light • with indicator • with high beam • without fog light
Rated Voltage [V]	24
Supplementary Article/Supplementary Info 2	<ul style="list-style-type: none"> • with motor for headlamp levelling • without masking frame
Vehicle Equipment	for vehicles with headlamp levelling (electric)

Spare Parts



1 x 8GJ 002 525-251 Bulb, spotlight

1 x 8GP 003 594-251 Bulb

Headlight

1EH 008 688-061
E1 310, E1 311

HELLA



Bulb Type	<ul style="list-style-type: none"> • W5W • H4
Fitting Position	Right
Inspection Tag	<ul style="list-style-type: none"> • E1 310 • E1 311
Left-hand / Right-hand Traffic	for right-hand traffic
Light Design	Halogen
Light Function	<ul style="list-style-type: none"> • with low beam • with position light • with indicator • with high beam • without fog light
Rated Voltage [V]	24
Supplementary Article/Supplementary Info 2	<ul style="list-style-type: none"> • with motor for headlamp levelling • without masking frame
Vehicle Equipment	for vehicles with headlamp levelling (electric)

Spare Parts



1 x 8GJ 002 525-251 Bulb, spotlight

1 x 8GP 003 594-251 Bulb

Headlight


1EH 008 688-071
E1 310


HELLA



Bulb Type	<ul style="list-style-type: none"> • H4/H1 • W5W
Fitting Position	Left
Inspection Tag	E1 310
Left-hand / Right-hand Traffic	for right-hand traffic
Light Design	Halogen
Light Function	<ul style="list-style-type: none"> • with low beam • with position light • with high beam • with fog light
Rated Voltage [V]	24
Supplementary Article/Supplementary Info 2	<ul style="list-style-type: none"> • without masking frame • without indicator lamp
Vehicle Equipment	for vehicles without head-lamp levelling


Spare Parts

 1 x 9ES 354 366-011 Diffusing Lens, headlight

 1 x 9ES 354 366-021 Diffusing Lens, headlight

Accessories

 1 x 8GH 002 089-251 Bulb

 1 x 8GJ 002 525-251 Bulb, spotlight

 1 x 8GP 003 594-251 Bulb

Headlight


1EH 008 688-081
E1 311, E1 310


HELLA



Bulb Type	<ul style="list-style-type: none"> • H4/H1 • W5W
Fitting Position	Right
Inspection Tag	<ul style="list-style-type: none"> • E1 310 • E1 311
Left-hand / Right-hand Traffic	for right-hand traffic
Light Design	Halogen
Light Function	<ul style="list-style-type: none"> • with low beam • with position light • with high beam • with fog light
Rated Voltage [V]	24
Supplementary Article/Supplementary Info 2	<ul style="list-style-type: none"> • without masking frame • without indicator lamp
Vehicle Equipment	for vehicles without head-lamp levelling


Spare Parts

 1 x 9ES 354 366-011 Diffusing Lens, headlight

 1 x 9ES 354 366-021 Diffusing Lens, headlight

Accessories

 1 x 8GH 002 089-251 Bulb

 1 x 8GJ 002 525-251 Bulb, spotlight

 1 x 8GP 003 594-251 Bulb

Headlight


1EH 008 688-091
E1 310


HELLA



Bulb Type	<ul style="list-style-type: none"> • H4/H1 • W5W
Fitting Position	Left
Inspection Tag	E1 310
Left-hand / Right-hand Traffic	for right-hand traffic
Light Design	Halogen
Light Function	<ul style="list-style-type: none"> • with low beam • with position light • with high beam • with fog light
Mounting Type	<ul style="list-style-type: none"> • mounting • Fitting
Rated Voltage [V]	24
Supplementary Article/Supplementary Info 2	<ul style="list-style-type: none"> • with motor for headlamp levelling • without masking frame • without indicator lamp
Vehicle Equipment	for vehicles with headlamp levelling


Spare Parts

 1 x 9ES 354 366-011 Diffusing Lens, headlight

 1 x 9ES 354 366-021 Diffusing Lens, headlight

Accessories

 1 x 8GH 002 089-251 Bulb

 1 x 8GJ 002 525-251 Bulb, spotlight

 1 x 8GP 003 594-251 Bulb

Headlight


1EH 008 688-101
E1 311, E1 310


HELLA



Bulb Type	<ul style="list-style-type: none"> • H4/H1 • W5W
Fitting Position	Right
Inspection Tag	<ul style="list-style-type: none"> • E1 310 • E1 311
Left-hand / Right-hand Traffic	for right-hand traffic
Light Design	Halogen
Light Function	<ul style="list-style-type: none"> • with low beam • with position light • with high beam • with fog light
Mounting Type	<ul style="list-style-type: none"> • mounting • Fitting
Rated Voltage [V]	24
Supplementary Article/Supplementary Info 2	<ul style="list-style-type: none"> • with motor for headlamp levelling • without masking frame • without indicator lamp
Vehicle Equipment	for vehicles with headlamp levelling


Spare Parts

 1 x 9ES 354 366-011 Diffusing Lens, headlight

 1 x 9ES 354 366-021 Diffusing Lens, headlight

Accessories

 1 x 8GH 002 089-251 Bulb

 1 x 8GJ 002 525-251 Bulb, spotlight

 1 x 8GP 003 594-251 Bulb

Headlight

1EH 009 513-011
E1 2417

The Actros MP2 models -> 06/2008 can be converted. The following components must be ordered in addition: 9AB 165 229-031 Outer rim, left 9AB 165 230-031 Outer rim, right Bracket, left (MB no. A 943 880 64 14) Bracket, right (MB no. A 943 880 65 14)



Bulb Type	<ul style="list-style-type: none"> • W5W • PY21W • H7/ H1
Fitting Position	Left
Inspection Tag	E1 2417
Left-hand / Right-hand Traffic	for right-hand traffic
Light Design	<ul style="list-style-type: none"> • Halogen • FF
Light Function	<ul style="list-style-type: none"> • with low beam • with position light • with indicator • with high beam
Rated Voltage [V]	24
Supplementary Article/Supplementary Info 2	<ul style="list-style-type: none"> • with bulbs • without masking frame
Vehicle Equipment	for vehicles without head-lamp levelling

Spare Parts

	1 x 8GA 006 841-241 Bulb, indicator
	1 x 8GH 002 089-251 Bulb
	1 x 8GH 007 157-241 Bulb
	1 x 8GP 003 594-251 Bulb
	1 x 9ES 170 064-011 Diffusing Lens, headlight

Accessories

	1 x 9AB 165 229-031 Frame, headlight
--	--------------------------------------

Headlight

1EH 009 513-021
E1 2418

The Actros MP2 models -> 06/2008 can be converted. The following components must be ordered in addition: 9AB 165 229-031 Outer rim, left 9AB 165 230-031 Outer rim, right Bracket, left (MB no. A 943 880 64 14) Bracket, right (MB no. A 943 880 65 14)



Bulb Type	<ul style="list-style-type: none"> • W5W • PY21W • H7/ H1
Fitting Position	Right
Inspection Tag	E1 2418
Left-hand / Right-hand Traffic	for right-hand traffic
Light Design	<ul style="list-style-type: none"> • Halogen • FF
Light Function	<ul style="list-style-type: none"> • with low beam • with position light • with indicator • with high beam
Rated Voltage [V]	24
Supplementary Article/Supplementary Info 2	<ul style="list-style-type: none"> • with bulbs • without masking frame
Vehicle Equipment	for vehicles without head-lamp levelling

Spare Parts

	1 x 8GA 006 841-241 Bulb, indicator
	1 x 8GH 002 089-251 Bulb
	1 x 8GH 007 157-241 Bulb
	1 x 8GP 003 594-251 Bulb
	1 x 9ES 170 064-021 Diffusing Lens, headlight

Accessories

	1 x 9AB 165 230-031 Frame, headlight
--	--------------------------------------

Headlight

1EH 009 513-031
E1 2417

The Actros MP2 models -> 06/2008 can be converted. The following components must be ordered in addition: 9AB 165 229-031 Outer rim, left 9AB 165 230-031 Outer rim, right Bracket, left (MB no. A 943 880 64 14) Bracket, right (MB no. A 943 880 65 14)



Bulb Type	<ul style="list-style-type: none"> • W5W • PY21W • H7/ H1
Fitting Position	Left
Inspection Tag	E1 2417
Left-hand / Right-hand Traffic	for right-hand traffic
Light Design	<ul style="list-style-type: none"> • Halogen • FF
Light Function	<ul style="list-style-type: none"> • with low beam • with position light • with indicator • with high beam
Rated Voltage [V]	24
Supplementary Article/Supplementary Info 2	<ul style="list-style-type: none"> • with bulbs • without masking frame
Vehicle Equipment	for vehicles with headlamp levelling

Spare Parts

	1 x 8GA 006 841-241 Bulb, indicator
	1 x 8GH 002 089-251 Bulb
	1 x 8GH 007 157-241 Bulb
	1 x 8GP 003 594-251 Bulb
	1 x 9ES 170 064-011 Diffusing Lens, headlight

Accessories

	1 x 9AB 165 229-031 Frame, headlight
--	--------------------------------------

Headlight

1EH 009 513-041
E1 2418

The Actros MP2 models -> 06/2008 can be converted. The following components must be ordered in addition: 9AB 165 229-031 Outer rim, left 9AB 165 230-031 Outer rim, right Bracket, left (MB no. A 943 880 64 14) Bracket, right (MB no. A 943 880 65 14)



Bulb Type	<ul style="list-style-type: none"> • W5W • PY21W • H7/ H1
Fitting Position	Right
Inspection Tag	E1 2418
Left-hand / Right-hand Traffic	for right-hand traffic
Light Design	<ul style="list-style-type: none"> • Halogen • FF
Light Function	<ul style="list-style-type: none"> • with low beam • with position light • with indicator • with high beam
Rated Voltage [V]	24
Supplementary Article/Supplementary Info 2	<ul style="list-style-type: none"> • with bulbs • without masking frame
Vehicle Equipment	for vehicles with headlamp levelling

Spare Parts

	1 x 8GA 006 841-241 Bulb, indicator
	1 x 8GH 002 089-251 Bulb
	1 x 8GH 007 157-241 Bulb
	1 x 8GP 003 594-251 Bulb
	1 x 9ES 170 064-021 Diffusing Lens, headlight

Accessories

	1 x 9AB 165 230-031 Frame, headlight
--	--------------------------------------

Headlight

1EJ 008 688-111





Bulb Type	<ul style="list-style-type: none"> • W5W • H4
Fitting Position	Left
Left-hand / Right-hand Traffic	for right-hand traffic
Light Design	Halogen
Light Function	<ul style="list-style-type: none"> • with low beam • with position light • with high beam
Supplementary Article/Supplementary Info 2	<ul style="list-style-type: none"> • with motor for headlamp levelling • without masking frame • without indicator lamp
Vehicle Equipment	for vehicles with headlamp levelling (electric)

Spare Parts

	1 x 9ES 354 366-011 Diffusing Lens, headlight
	1 x 9ES 354 366-021 Diffusing Lens, headlight

Accessories

	1 x 8GJ 002 525-251 Bulb, spotlight
	1 x 8GP 003 594-251 Bulb

Headlight

1EJ 008 688-121




Bulb Type	<ul style="list-style-type: none"> • W5W • H4
Fitting Position	Right
Left-hand / Right-hand Traffic	for right-hand traffic
Light Design	Halogen
Light Function	<ul style="list-style-type: none"> • with low beam • with position light • with high beam
Supplementary Article/Supplementary Info 2	<ul style="list-style-type: none"> • with motor for headlamp levelling • without masking frame • without indicator lamp
Vehicle Equipment	for vehicles with headlamp levelling (electric)

Spare Parts

	1 x 9ES 354 366-011 Diffusing Lens, headlight
	1 x 9ES 354 366-021 Diffusing Lens, headlight

Accessories

	1 x 8GJ 002 525-251 Bulb, spotlight
	1 x 8GP 003 594-251 Bulb






Headlight

1EL 009 513-211
E1 2417



Bulb Type	<ul style="list-style-type: none"> • W5W • PY21W • D1S/H1
Fitting Position	Left
Inspection Tag	E1 2417
Left-hand / Right-hand Traffic	for right-hand traffic
Light Design	Bi-Xenon
Light Function	<ul style="list-style-type: none"> • with low beam • with position light • with indicator • with high beam
Rated Voltage [V]	24
Supplementary Article/Supplementary Info 2	<ul style="list-style-type: none"> • with glow discharge lamp • with bulbs • with pre-selection unit • without masking frame
Vehicle Equipment	<ul style="list-style-type: none"> • for vehicles without head-lamp levelling • for vehicles with Xenon light

Spare Parts

	1 x 8GA 006 841-241 Bulb, indicator
	1 x 8GH 002 089-251 Bulb
	1 x 8GP 003 594-251 Bulb
	1 x 8GS 009 028-021 Bulb, headlight
	1 x 9AB 165 229-031 Frame, headlight

Headlight

1EL 009 513-221
E1 2417



Bulb Type	<ul style="list-style-type: none"> • W5W • PY21W • D1S/H1
Fitting Position	Right
Inspection Tag	E1 2417
Left-hand / Right-hand Traffic	for right-hand traffic
Light Design	Bi-Xenon
Light Function	<ul style="list-style-type: none"> • with low beam • with position light • with indicator • with high beam
Rated Voltage [V]	24
Supplementary Article/Supplementary Info 2	<ul style="list-style-type: none"> • with glow discharge lamp • with bulbs • with pre-selection unit • without masking frame
Vehicle Equipment	<ul style="list-style-type: none"> • for vehicles without head-lamp levelling • for vehicles with Xenon light

Spare Parts

	1 x 8GA 006 841-241 Bulb, indicator
	1 x 8GH 002 089-251 Bulb
	1 x 8GP 003 594-251 Bulb
	1 x 8GS 009 028-021 Bulb, headlight
	1 x 9AB 165 230-031 Frame, headlight





Headlight

1LB 247 011-051
E1 1836, E1 1838



Bulb Type	H7/ H1
Fitting Position	Left
Inspection Tag	<ul style="list-style-type: none"> • E1 1836 • E1 1838
Left-hand / Right-hand Traffic	for left-hand traffic
Light Design	Halogen
Light Function	<ul style="list-style-type: none"> • with low beam • with position light • with high beam
Rated Voltage [V]	24
Supplementary Article/Supplementary Info 2	<ul style="list-style-type: none"> • with bulbs • without indicator lamp
Vehicle Equipment	<ul style="list-style-type: none"> • for vehicles without head-lamp levelling • for vehicles without head-lamp cleaning system

Spare Parts

	1 x 8GH 002 089-251 Bulb
	1 x 8GH 007 157-241 Bulb
	1 x 8GP 003 594-251 Bulb
	1 x 9ES 247 753-001 Diffusing Lens, headlight
	1 x 9GH 156 191-001 Cap, headlight
	1 x 9XD 247 755-001 Base, headlight





Headlight

1LB 247 011-061
E1 1837, E1 1839



Bulb Type	H7/ H1
Fitting Position	Right
Inspection Tag	<ul style="list-style-type: none"> • E1 1837 • E1 1839
Left-hand / Right-hand Traffic	for left-hand traffic
Light Design	Halogen
Light Function	<ul style="list-style-type: none"> • with low beam • with position light • with high beam
Rated Voltage [V]	24
Supplementary Article/Supplementary Info 2	<ul style="list-style-type: none"> • with bulbs • without indicator lamp
Vehicle Equipment	<ul style="list-style-type: none"> • for vehicles without head-lamp levelling • for vehicles without head-lamp cleaning system


Spare Parts

	1 x 8GH 002 089-251 Bulb
	1 x 8GH 007 157-241 Bulb
	1 x 8GP 003 594-251 Bulb
	1 x 9ES 247 754-001 Diffusing Lens, headlight
	1 x 9GH 156 191-001 Cap, headlight
	1 x 9XD 247 756-001 Base, headlight

Headlight



1LH 002 658-451
E1 7108, E1 14540

Headlamp, left, with flasher lamp, not suitable for headlamp leveller



Bulb Type	<ul style="list-style-type: none"> • P21W • T4W • R2 (Bilux)
Fitting Position	Left
Inspection Tag	<ul style="list-style-type: none"> • E1 14540 • E1 7108
Left-hand / Right-hand Traffic	for left-hand traffic
Light Function	<ul style="list-style-type: none"> • with low beam • with position light • with indicator • with high beam
Mounting Type	Fitting
Rated Voltage [V]	<ul style="list-style-type: none"> • 12 • 24
Vehicle Equipment	for vehicles without head-lamp levelling

Spare Parts

	1 x 9ES 113 919-001 Diffusing Lens, headlight
	1 x 9GD 113 431-005 Seal, headlight


Accessories

	1 x 8GA 002 073-121 Bulb
	1 x 8GA 002 073-241 Bulb
	1 x 8GD 002 088-131 Bulb
	1 x 8GD 002 088-251 Bulb, spotlight
	1 x 8GP 002 067-121 Bulb
	1 x 8GP 002 067-241 Bulb

Headlight



1LH 002 658-461
E1 7109, E1 14541

Headlamp, right, with flasher lamp, not suitable for headlamp leveller



Bulb Type	<ul style="list-style-type: none"> • P21W • T4W • R2 (Bilux)
Fitting Position	Right
Inspection Tag	<ul style="list-style-type: none"> • E1 14541 • E1 7109
Left-hand / Right-hand Traffic	for left-hand traffic
Light Function	<ul style="list-style-type: none"> • with low beam • with position light • with indicator • with high beam
Mounting Type	Fitting
Rated Voltage [V]	<ul style="list-style-type: none"> • 12 • 24
Vehicle Equipment	for vehicles without head-lamp levelling

Spare Parts

	1 x 9ES 113 918-001 Diffusing Lens, headlight
	1 x 9GD 113 431-005 Seal, headlight


Accessories

	1 x 8GA 002 073-121 Bulb
	1 x 8GA 002 073-241 Bulb
	1 x 8GD 002 088-131 Bulb
	1 x 8GD 002 088-251 Bulb, spotlight
	1 x 8GP 002 067-121 Bulb
	1 x 8GP 002 067-241 Bulb

Headlight



1LH 002 658-511
E1 7128, E1 14540

H4 headlamp, left, with flasher lamp, not suitable for headlamp leveller



Bulb Type	<ul style="list-style-type: none"> • P21W • T4W • H4
Fitting Position	Left
Inspection Tag	<ul style="list-style-type: none"> • E1 14540 • E1 7128
Left-hand / Right-hand Traffic	for left-hand traffic
Light Design	Halogen
Light Function	<ul style="list-style-type: none"> • with low beam • with position light • with indicator • with high beam
Mounting Type	Fitting
Rated Voltage [V]	<ul style="list-style-type: none"> • 12 • 24
Vehicle Equipment	for vehicles with headlamp levelling

Spare Parts

	1 x 9DE 118 423-001 Reflector, headlight
	1 x 9ES 118 403-001 Diffusing Lens, headlight
	1 x 9GD 113 431-005 Seal, headlight


Accessories

	1 x 8GA 002 073-121 Bulb
	1 x 8GA 002 073-241 Bulb
	1 x 8GJ 002 525-131 Bulb, spotlight
	1 x 8GJ 002 525-251 Bulb, spotlight
	1 x 8GP 002 067-121 Bulb
	1 x 8GP 002 067-241 Bulb

Headlight



1LH 002 658-521
E1 7129, E1 14541

H4 headlamp, right, with flasher lamp, not suitable for headlamp leveller _





Bulb Type	<ul style="list-style-type: none"> • P21W • T4W • H4
Fitting Position	Right
Inspection Tag	<ul style="list-style-type: none"> • E1 14541 • E1 7129
Left-hand / Right-hand Traffic	for left-hand traffic
Light Design	Halogen
Light Function	<ul style="list-style-type: none"> • with low beam • with position light • with indicator • with high beam
Mounting Type	Fitting
Rated Voltage [V]	<ul style="list-style-type: none"> • 12 • 24
Vehicle Equipment	for vehicles with headlamp levelling

Spare Parts

	1 x 9DE 118 424-001 Reflector, headlight
	1 x 9ES 118 402-001 Diffusing Lens, headlight
	1 x 9GD 113 431-005 Seal, headlight

Accessories

	1 x 8GA 002 073-121 Bulb
	1 x 8GA 002 073-241 Bulb
	1 x 8GJ 002 525-131 Bulb, spotlight
	1 x 8GJ 002 525-251 Bulb, spotlight
	1 x 8GP 002 067-121 Bulb
	1 x 8GP 002 067-241 Bulb

Headlight

1LH 009 513-051
E1 2417, E1 2418

The Actros MP2 models -> 06/2008 can be converted. The following components must be ordered in addition: 9AB 165 229-031 Outer rim, left 9AB 165 230-031 Outer rim, right Bracket, left (MB no. A 943 880 64 14) Bracket, right (MB no. A 943 880 65 14)



Bulb Type	<ul style="list-style-type: none"> • W5W • PY21W • H7/ H1
Fitting Position	Left
Inspection Tag	<ul style="list-style-type: none"> • E1 2417 • E1 2418
Left-hand / Right-hand Traffic	for left-hand traffic
Light Design	<ul style="list-style-type: none"> • Halogen • FF
Light Function	<ul style="list-style-type: none"> • with low beam • with position light • with indicator • with high beam
Rated Voltage [V]	24
Supplementary Article/Supplementary Info 2	<ul style="list-style-type: none"> • with bulbs • without masking frame
Vehicle Equipment	for vehicles without head-lamp levelling

Spare Parts

	1 x 8GA 006 841-241 Bulb, indicator
	1 x 8GH 002 089-251 Bulb
	1 x 8GH 007 157-241 Bulb
	1 x 8GP 003 594-251 Bulb
	1 x 9ES 170 064-011 Diffusing Lens, headlight
	1 x 9ES 170 064-021 Diffusing Lens, headlight

Headlight

1LH 009 513-061
E1 2418, E1 2417

The Actros MP2 models -> 06/2008 can be converted. The following components must be ordered in addition: 9AB 165 229-031 Outer rim, left 9AB 165 230-031 Outer rim, right Bracket, left (MB no. A 943 880 64 14) Bracket, right (MB no. A 943 880 65 14)



Bulb Type	<ul style="list-style-type: none"> • W5W • PY21W • H7/ H1
Fitting Position	Right
Inspection Tag	<ul style="list-style-type: none"> • E1 2417 • E1 2418
Left-hand / Right-hand Traffic	for left-hand traffic
Light Design	<ul style="list-style-type: none"> • Halogen • FF
Light Function	<ul style="list-style-type: none"> • with low beam • with position light • with indicator • with high beam
Rated Voltage [V]	24
Supplementary Article/Supplementary Info 2	<ul style="list-style-type: none"> • with bulbs • without masking frame
Vehicle Equipment	for vehicles without head-lamp levelling

Spare Parts	
	1 x 8GA 006 841-241 Bulb, indicator
	1 x 8GH 002 089-251 Bulb
	1 x 8GH 007 157-241 Bulb
	1 x 8GP 003 594-251 Bulb
	1 x 9ES 170 064-011 Diffusing Lens, headlight
	1 x 9ES 170 064-021 Diffusing Lens, headlight

Headlight

1LH 009 513-071
E1 2417, E1 2418

The Actros MP2 models -> 06/2008 can be converted. The following components must be ordered in addition: 9AB 165 229-031 Outer rim, left 9AB 165 230-031 Outer rim, right Bracket, left (MB no. A 943 880 64 14) Bracket, right (MB no. A 943 880 65 14)



Bulb Type	<ul style="list-style-type: none"> • W5W • PY21W • H7/ H1
Fitting Position	Left
Inspection Tag	<ul style="list-style-type: none"> • E1 2417 • E1 2418
Left-hand / Right-hand Traffic	for left-hand traffic
Light Design	<ul style="list-style-type: none"> • Halogen • FF
Light Function	<ul style="list-style-type: none"> • with low beam • with position light • with indicator • with high beam
Rated Voltage [V]	24
Supplementary Article/Supplementary Info 2	<ul style="list-style-type: none"> • with bulbs • without masking frame
Vehicle Equipment	for vehicles with headlamp levelling

Spare Parts

	1 x 8GA 006 841-241 Bulb, indicator
	1 x 8GH 002 089-251 Bulb
	1 x 8GH 007 157-241 Bulb
	1 x 8GP 003 594-251 Bulb
	1 x 9ES 170 064-011 Diffusing Lens, headlight
	1 x 9ES 170 064-021 Diffusing Lens, headlight

Headlight

1LH 009 513-081
E1 2417, E1 2418

The Actros MP2 models -> 06/2008 can be converted. The following components must be ordered in addition: 9AB 165 229-031 Outer rim, left 9AB 165 230-031 Outer rim, right Bracket, left (MB no. A 943 880 64 14) Bracket, right (MB no. A 943 880 65 14)



Bulb Type	<ul style="list-style-type: none"> • W5W • PY21W • H7/ H1
Fitting Position	Right
Inspection Tag	<ul style="list-style-type: none"> • E1 2417 • E1 2418
Left-hand / Right-hand Traffic	for left-hand traffic
Light Design	<ul style="list-style-type: none"> • Halogen • FF
Light Function	<ul style="list-style-type: none"> • with low beam • with position light • with indicator • with high beam
Rated Voltage [V]	24
Supplementary Article/Supplementary Info 2	<ul style="list-style-type: none"> • with bulbs • without masking frame
Vehicle Equipment	for vehicles with headlamp levelling

Spare Parts

	1 x 8GA 006 841-241 Bulb, indicator
	1 x 8GH 002 089-251 Bulb
	1 x 8GH 007 157-241 Bulb
	1 x 8GP 003 594-251 Bulb
	1 x 9ES 170 064-011 Diffusing Lens, headlight
	1 x 9ES 170 064-021 Diffusing Lens, headlight

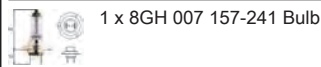
Headlight

1LL 009 998-051
90 mm



Bulb Type	H7
Fitting Position	<ul style="list-style-type: none"> • Left • Right
Inspection Tag	ECE
Left-hand / Right-hand Traffic	for left-hand traffic
Light Design	DE
Light Function	<ul style="list-style-type: none"> • with low beam • with high beam
Rated Voltage [V]	24

Spare Parts



1 x 8GH 007 157-241 Bulb

Accessories

1 x 8JD 156 151-807 Plug Housing
1 x 9AH 169 580-011 Base, headlight

Headlight - Spotlight

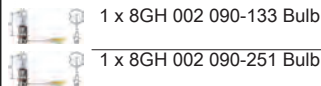
1FE 006 300-191
E1 44445, Jumbo 220n

H3 driving lamp



Bulb Type	H3
Colour	Black
Fastening Type	Suspended
Fitting Position	<ul style="list-style-type: none"> • Left • Right
Inspection Tag	E1 44445
Light Design	Halogen
Light Function	with high beam
Mounting Type	mounting
Rated Voltage [V]	<ul style="list-style-type: none"> • 12 • 24

Accessories




1 x 8GH 002 090-133 Bulb

1 x 8GH 002 090-251 Bulb

Insert, fog light

1ND 122 390-001
E1 8336


H3 fog lamp unit



Bulb Type	H3
Fitting Position	<ul style="list-style-type: none"> • Left • Right
Inspection Tag	E1 8336
Light Design	Halogen
Light Function	with fog light
Mounting Type	Fitting

Insert, headlight

1BL 008 193-011
E1 917, 012789



Bulb Type	H7
Fitting Position	<ul style="list-style-type: none"> • Left • Right
Illuminated Area [mm]	90
Inspection Tag	E1 917
Light Design	<ul style="list-style-type: none"> • Halogen • DE
Light Function	with low beam
Rated Voltage [V]	24
Supplementary Article/Supplementary Info	with bulb

Spare Parts



1 x 8GH 007 157-241 Bulb

1 x 9XB 152 977-001 Control, headlight range adjustment

Accessories

1 x 9AH 157 659-007 Frame, headlight

1 x 9GH 145 943-012 Cap

1 x 9GH 152 654-007 Cap, headlight

1 x 9NS 152 922-007 Adjust Screw, headlight

1 x 9XS 124 218-027 Clamping Piece

Insert, spotlight

1K0 008 191-021
E1 917, 012790



Bulb Type	<ul style="list-style-type: none"> • T4W • H7
Fitting Position	<ul style="list-style-type: none"> • Left • Right
Illuminated Area [mm]	90
Inspection Tag	E1 917
Light Design	<ul style="list-style-type: none"> • Halogen • FF
Light Function	<ul style="list-style-type: none"> • with position light • with high beam
Rated Voltage [V]	24
Shape	Round
Supplementary Article/Supplementary Info	with bulb

Spare Parts

	1 x 8GH 007 157-241 Bulb
	1 x 8GP 002 067-241 Bulb
	1 x 9XB 152 977-001 Control, headlight range adjustment

Accessories

	1 x 8JD 156 150-807 Plug Housing
	1 x 9AH 157 659-007 Frame, headlight
	1 x 9GH 152 654-007 Cap, headlight
	1 x 9NS 152 922-007 Adjust Screw, headlight
	1 x 9XS 124 218-027 Clamping Piece

Lens, combination rearlight

9EL 109 139-001

E1 196, E1 43332, 092132

with screws

Lens with screws



Bulb Type	<ul style="list-style-type: none"> • P21W • R10W
Fitting Position	<ul style="list-style-type: none"> • Left • Right
Inspection Tag	<ul style="list-style-type: none"> • E1 196 • E1 43332
Light Function	<ul style="list-style-type: none"> • with tail light • with indicator • with stop light • with number plate light
Supplementary Article/Supplementary Info	without lamp base
Supplementary Article/Supplementary Info 2	with screws

9EL 113 324-001

092126, E12 7146



Bulb Type	<ul style="list-style-type: none"> • P21W • R5W
Fitting Position	<ul style="list-style-type: none"> • Left • Right
Inspection Tag	E12 7146
Light Function	<ul style="list-style-type: none"> • with tail light • with indicator • with stop light • with number plate light
Supplementary Article/Supplementary Info	<ul style="list-style-type: none"> • with seal • without lamp base
Supplementary Article/Supplementary Info 2	with screws

Lens, combination rearlight

9EL 131 420-001
092495, E1 53384

Lens with screws, left



Bulb Type	<ul style="list-style-type: none"> • P21W • R10W
Fitting Position	Left
Inspection Tag	E1 53384
Light Function	<ul style="list-style-type: none"> • with reflector • with tail light • with indicator • with stop light • with fog taillight
Supplementary Article/Supplementary Info	without lamp base
Supplementary Article/Supplementary Info 2	with screws

9EL 131 420-011
092496, E1 53384

Lens with screws, right



Bulb Type	<ul style="list-style-type: none"> • P21W • R10W
Fitting Position	Right
Inspection Tag	E1 53384
Light Function	<ul style="list-style-type: none"> • with reverse light • with reflector • with tail light • with indicator • with stop light
Supplementary Article/Supplementary Info	without lamp base
Supplementary Article/Supplementary Info 2	with screws

Lens, combination rearlight

9EL 134 296-041

E1 63217, E1 31432, 092569, E1 280

Lens with screws, left



Bulb Type	<ul style="list-style-type: none"> • P21W • R10W
Fitting Position	Left
Inspection Tag	<ul style="list-style-type: none"> • E1 280 • E1 31432 • E1 63217
Light Function	<ul style="list-style-type: none"> • with reverse light • with tail light • with indicator • with stop light • with fog taillight
Supplementary Article/Supplementary Info	without lamp base
Supplementary Article/Supplementary Info 2	with screws

9EL 134 296-051

E1 31432, E1 63217, E1 280, 092570

Lens with screws, right



Bulb Type	<ul style="list-style-type: none"> • P21W • R10W
Fitting Position	Right
Inspection Tag	<ul style="list-style-type: none"> • E1 280 • E1 31432 • E1 63217
Light Function	<ul style="list-style-type: none"> • with reverse light • with tail light • with indicator • with stop light
Supplementary Article/Supplementary Info	without lamp base
Supplementary Article/Supplementary Info 2	with screws

Lens, combination rearlight


9EL 146 838-001
093012, E1 801

Side-marker lamp with reflex-reflector

Fitting Position	<ul style="list-style-type: none"> • Left • Right
Inspection Tag	E1 801
Light Function	<ul style="list-style-type: none"> • with reflector • with side marker light

9EL 147 747-001
E1 264

Lens with screws



Bulb Type	<ul style="list-style-type: none"> • P21W • R10W
Fitting Position	<ul style="list-style-type: none"> • Left • Right
Inspection Tag	E1 264
Light Function	<ul style="list-style-type: none"> • with tail light • with indicator • with stop light • with number plate light
Supplementary Article/Supplementary Info	without lamp base
Supplementary Article/Supplementary Info 2	with screws

Lens, combination rearlight

9EL 152 891-001

E4 9810, 092927, E4 4060, E4 9809, E4 3179

Lens with screws



Bulb Type	<ul style="list-style-type: none"> • P21W • R5W
Fitting Position	<ul style="list-style-type: none"> • Left • Right
Inspection Tag	<ul style="list-style-type: none"> • E4 3179 • E4 4060 • E4 9809 • E4 9810
Light Function	<ul style="list-style-type: none"> • with reverse light • with tail light • with indicator • with stop light • with fog taillight
Supplementary Article/Supplementary Info	without lamp base
Supplementary Article/Supplementary Info 2	with screws

Lens, licence plate light

9EL 134 301-001

E1 280, E1 31432, E1 63217, 093011

Fitting Position	<ul style="list-style-type: none"> • Left • Right
Inspection Tag	<ul style="list-style-type: none"> • E1 280 • E1 31432 • E1 63217
Light Function	with number plate light

Lens, rear fog light

9EL 119 544-001

e1 18411, 092077, E2 167, E1 31443

Inspection Tag	<ul style="list-style-type: none"> • e1 18411 • E1 31443 • E2 167
Light Function	with fog taillight

Lens, reverse light

9EL 119 544-111
092007, E1 8728

Fitting Position	<ul style="list-style-type: none">• Left• Right
Inspection Tag	E1 8728
Light Function	with reverse light

Light - Combination Rearlight

2SD 001 680-271


026023, E1 31482, E1 43322, E1 53335

Combination rear lamp without numberplate light, left



Bulb Type	<ul style="list-style-type: none"> • P21W • R10W
Fitting Position	Left
Height [mm]	76
Housing Colour	Black
Indicator Colour	Yellow
Inspection Tag	<ul style="list-style-type: none"> • E1 31482 • E1 43322 • E1 53335
Light Function	<ul style="list-style-type: none"> • with tail light • with indicator • with stop light
Mounting Type	mounting
Rated Voltage [V]	<ul style="list-style-type: none"> • 12 • 24
Supplementary Article/Supplementary Info	with lamp base
Width [mm]	201

Spare Parts

 1 x 9EL 107 368-001 Combination Rearlight

Accessories

 1 x 8GA 002 071-131 Bulb

 2 x 8GA 002 073-121 Bulb

Light - Combination Rearlight

2SD 001 680-281


E1 53335, 026024, E1 43322, E1 31482

Combination rear lamp without numberplate light, right



Bulb Type	<ul style="list-style-type: none"> • P21W • R10W
Fitting Position	Right
Height [mm]	76
Housing Colour	Black
Indicator Colour	Yellow
Inspection Tag	<ul style="list-style-type: none"> • E1 31482 • E1 43322 • E1 53335
Light Function	<ul style="list-style-type: none"> • with tail light • with indicator • with stop light
Mounting Type	mounting
Rated Voltage [V]	<ul style="list-style-type: none"> • 12 • 24
Supplementary Article/Supplementary Info	with lamp base
Width [mm]	201

Spare Parts

 1 x 9EL 111 647-001 Combination Rearlight


Accessories

 1 x 8GA 002 071-131 Bulb

 2 x 8GA 002 073-121 Bulb

Light - Combination Rearlight

2SD 001 685-211
E12 7146, 026017



Bulb Type	<ul style="list-style-type: none"> • P21W • R5W
Diameter [mm]	140
Fastening Type	for horizontal fastening
Fitting Position	<ul style="list-style-type: none"> • Left • Right
Housing Colour	Black
Housing Type	Synthetic Material Housing
Indicator Colour	Yellow
Inspection Tag	E12 7146
Light Function	<ul style="list-style-type: none"> • with tail light • with indicator • with stop light • without number plate light
Material	Plastic
Mounting Type	mounting
Registration Type	<ul style="list-style-type: none"> • with roadworthy certificate • E-type checked
Supplementary Article/Supplementary Info	<ul style="list-style-type: none"> • with lamp base • without bulb

Spare Parts



1 x 9EL 113 324-001 Lens, combination rearlight

1 x 9FT 998 007-011 Lamp Base

Accessories



1 x 8GA 002 071-121 Bulb



1 x 8GA 002 071-241 Bulb



2 x 8GA 002 073-121 Bulb



2 x 8GA 002 073-241 Bulb



1 x 9XD 997 909-801 Holder

Light - Combination Rearlight

2SD 001 699-061

E1 43332, E1 196, 026026

Combination rear lamp without numberplate light, right



Bulb Type	<ul style="list-style-type: none"> • P21W • R10W
Fastening Type	for horizontal fastening
Fitting Position	Right
Height [mm]	105
Housing Colour	Black
Housing Type	Synthetic Material Housing
Inspection Tag	<ul style="list-style-type: none"> • E1 196 • E1 43332
Length [mm]	282
Light Function	<ul style="list-style-type: none"> • with tail light • with indicator • with stop light • without number plate light
Material	Plastic
Mounting Type	mounting
Rated Voltage [V]	<ul style="list-style-type: none"> • 12 • 24
Registration Type	<ul style="list-style-type: none"> • with roadworthy certificate • E-type checked
Supplementary Article/Supplementary Info	<ul style="list-style-type: none"> • with lamp base • with seal • without bulb
Width [mm]	282

Spare Parts

	1 x 9EL 109 139-001 Lens, combination rearlight
	1 x 9GT 074 132-001 Grommet

Accessories

	1 x 8GA 002 071-131 Bulb
	1 x 8GA 002 071-251 Bulb
	2 x 8GA 002 073-121 Bulb
	2 x 8GA 002 073-241 Bulb

Light - Combination Rearlight

2SD 003 167-021
E1 53250, E1 264, 026028

Combination rear lamp without numberplate light, right



Bulb Type	<ul style="list-style-type: none"> • P21W • R10W
Fitting Position	Right
Height [mm]	147
Housing Colour	Black
Housing Type	Synthetic Material Housing
Inspection Tag	<ul style="list-style-type: none"> • E1 264 • E1 53250
Length [mm]	344
Light Function	<ul style="list-style-type: none"> • with tail light • with indicator • with stop light • without number plate light
Material	Plastic
Mounting Type	<ul style="list-style-type: none"> • mounting • Fitting
Rated Voltage [V]	<ul style="list-style-type: none"> • 12 • 24
Registration Type	<ul style="list-style-type: none"> • with roadworthy certificate • E-type checked
Supplementary Article/Supplementary Info	<ul style="list-style-type: none"> • with lamp base • with seal • without bulb
Width [mm]	72

Spare Parts

	1 x 9EL 147 747-001 Lens, combination rearlight
	1 x 9GD 087 883-355 Gasket / Seal


Accessories

	1 x 8GA 002 071-131 Bulb
	1 x 8GA 002 071-251 Bulb
	2 x 8GA 002 073-121 Bulb
	2 x 8GA 002 073-241 Bulb
	1 x 9GP 003 995-801 Vibration Damper

Light - Combination Rearlight

2SE 001 685-201
E12 7146, 026045

Combination rear lamp with numberplate light, left



Bulb Type	<ul style="list-style-type: none"> • P21W • R5W
Fastening Type	for horizontal fastening
Fitting Position	<ul style="list-style-type: none"> • Left • Right
Housing Colour	Black
Housing Type	Synthetic Material Housing
Inspection Tag	E12 7146
Light Function	<ul style="list-style-type: none"> • with tail light • with indicator • with stop light • with number plate light
Material	Plastic
Mounting Type	mounting
Rated Voltage [V]	<ul style="list-style-type: none"> • 12 • 24
Registration Type	<ul style="list-style-type: none"> • with roadworthy certificate • E-type checked
Supplementary Article/Supplementary Info	<ul style="list-style-type: none"> • with lamp base • with seal • without bulb

Spare Parts



1 x 9EL 113 324-001 Lens, combination rearlight

1 x 9FT 998 007-011 Lamp Base

Accessories



1 x 8GA 002 071-121 Bulb



1 x 8GA 002 071-241 Bulb



2 x 8GA 002 073-121 Bulb



2 x 8GA 002 073-241 Bulb

Light - Combination Rearlight


2SE 001 699-071
E1 196, E1 43332, 026055

Combination rear lamp with numberplate light, left



Bulb Type	<ul style="list-style-type: none"> • P21W • R10W
Fastening Type	for horizontal fastening
Fitting Position	Left
Height [mm]	105
Housing Colour	Black
Housing Type	Synthetic Material Housing
Inspection Tag	<ul style="list-style-type: none"> • E1 196 • E1 43332
Light Function	<ul style="list-style-type: none"> • with tail light • with indicator • with stop light • with number plate light
Material	Plastic
Mounting Type	mounting
Rated Voltage [V]	<ul style="list-style-type: none"> • 12 • 24
Registration Type	<ul style="list-style-type: none"> • with roadworthy certificate • E-type checked
Supplementary Article/Supplementary Info	<ul style="list-style-type: none"> • with lamp base • with seal • without bulb
Width [mm]	282

Spare Parts

	1 x 9EL 109 139-001 Lens, combination rearlight
	1 x 9GT 074 132-001 Grommet

Accessories

	1 x 8GA 002 071-131 Bulb
	1 x 8GA 002 071-251 Bulb
	2 x 8GA 002 073-121 Bulb
	2 x 8GA 002 073-241 Bulb

Light - Combination Rearlight

2SE 003 167-031
E1 264, 026056

Combination rear lamp with numberplate light, left



Bulb Type	<ul style="list-style-type: none"> • P21W • R10W
Fastening Type	for horizontal fastening
Fitting Position	Left
Height [mm]	147
Housing Colour	Black
Housing Type	Synthetic Material Housing
Inspection Tag	E1 264
Length [mm]	344
Light Function	<ul style="list-style-type: none"> • with tail light • with indicator • with stop light • with number plate light
Material	Plastic
Mounting Type	mounting
Rated Voltage [V]	<ul style="list-style-type: none"> • 12 • 24
Registration Type	<ul style="list-style-type: none"> • with roadworthy certificate • E-type checked
Supplementary Article/Supplementary Info	<ul style="list-style-type: none"> • with lamp base • with seal • without bulb
Width [mm]	72

Spare Parts

	1 x 9EL 147 747-001 Lens, combination rearlight
	1 x 9GD 087 883-355 Gasket / Seal

Accessories

	1 x 8GA 002 071-131 Bulb
	1 x 8GA 002 071-251 Bulb
	2 x 8GA 002 073-121 Bulb
	2 x 8GA 002 073-241 Bulb
	1 x 9GP 003 995-801 Vibration Damper

Light - Combination Rearlight


2VA 004 887-031
E1 53384, 027634

Combination rear lamp with rear fog light, left



Bulb Type	<ul style="list-style-type: none"> • P21W • R10W
Fitting Position	Left
Height [mm]	110
Housing Colour	Black
Indicator Colour	Yellow
Inspection Tag	E1 53384
Light Function	<ul style="list-style-type: none"> • with reflector • with tail light • with indicator • with stop light • with fog taillight
Mounting Type	mounting
Rated Voltage [V]	<ul style="list-style-type: none"> • 12 • 24
Supplementary Article/Supplementary Info	with lamp base
Width [mm]	425

Spare Parts

 1 x 9EL 131 420-001 Lens, combination rearlight


Accessories

 1 x 8GA 002 071-131 Bulb

 1 x 8GA 002 071-251 Bulb

 3 x 8GA 002 073-121 Bulb

 3 x 8GA 002 073-241 Bulb

 1 x 9GT 141 941-001 Grommet

Light - Combination Rearlight


2VB 004 887-011
E1 53384, 027633

Combination rear lamp with numberplate and rear fog light, left



Bulb Type	<ul style="list-style-type: none"> • P21W • R10W
Fitting Position	Left
Height [mm]	110
Housing Colour	Black
Inspection Tag	E1 53384
Light Function	<ul style="list-style-type: none"> • with reflector • with tail light • with indicator • with stop light • with number plate light • with fog taillight
Mounting Type	mounting
Rated Voltage [V]	<ul style="list-style-type: none"> • 12 • 24
Supplementary Article/Supplementary Info	with lamp base
Width [mm]	425

Spare Parts

 1 x 9EL 131 420-001 Lens, combination rearlight


Accessories

 1 x 8GA 002 071-131 Bulb

 1 x 8GA 002 071-251 Bulb

 3 x 8GA 002 073-121 Bulb

 3 x 8GA 002 073-241 Bulb

 1 x 9GT 141 941-001 Grommet

Light - Combination Rearlight




2VD 005 300-551
027644, E1 63217, E1 31432

Combination rear lamp with numberplate, rear fog, reversing, end-outline marker light and lateral reflex-reflector, left



Bulb Type	<ul style="list-style-type: none"> • P21W • R10W
Fitting Position	Left
Height [mm]	319
Housing Colour	Grey
Inspection Tag	<ul style="list-style-type: none"> • E1 31432 • E1 63217
Light Function	<ul style="list-style-type: none"> • with reverse light • with reflector • with tail light • with side marker light • with marker lamp • with indicator • with stop light • with number plate light • with fog taillight
Mounting Type	mounting
Rated Voltage [V]	<ul style="list-style-type: none"> • 12 • 24
Supplementary Article/Supplementary Info	with lamp base
Width [mm]	563

Spare Parts

	1 x 8RA 003 326-011 Rear Reflector
	1 x 9EL 134 296-041 Lens, combination rearlight
	1 x 9EL 134 301-001 Lens, licence plate light

Accessories

	3 x 8GA 002 071-131 Bulb
	3 x 8GA 002 071-251 Bulb
	4 x 8GA 002 073-121 Bulb
	4 x 8GA 002 073-241 Bulb

Light - Combination Rearlight



2VD 005 300-581
E1 31432, E1 63217

Combination rear lamp with numberplate, rear fog, reversing, end-outline marker light and lateral reflex-reflector, right







Bulb Type	<ul style="list-style-type: none"> • P21W • R10W
Fitting Position	Right
Inspection Tag	<ul style="list-style-type: none"> • E1 31432 • E1 63217
Light Function	<ul style="list-style-type: none"> • with reverse light • with reflector • with tail light • with side marker light • with marker lamp • with indicator • with stop light • with number plate light • with fog taillight
Mounting Type	mounting
Rated Voltage [V]	<ul style="list-style-type: none"> • 12 • 24
Supplementary Article/Supplementary Info	with lamp base

Spare Parts

	1 x 8RA 003 326-011 Rear Reflector
	1 x 9EL 134 296-051 Lens, combination rearlight
	1 x 9EL 134 301-001 Lens, licence plate light

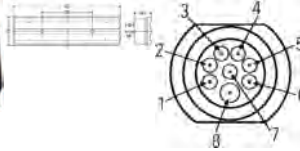
Accessories

	3 x 8GA 002 071-131 Bulb
	3 x 8GA 002 071-251 Bulb
	4 x 8GA 002 073-121 Bulb
	4 x 8GA 002 073-241 Bulb
	1 x 9EL 134 301-011 Lens

Light - Combination Rearlight

2VD 007 500-091
027716, E1 31432, E1 63217

HELLA



1 BL	schwarzgrün	1 B	stecknadel	1 BL	zwei/zielen	1 BL	revo/veide
2 SKUR/SMLR	grünrot	2 SKUR/SMLR	grünrot	2 SKUR/SMLR	grünrot	2 SKUR/SMLR	verbreitete
3 --	nicht belegt	3 --	nicht belegt	3 --	nicht gebraucht	3 --	breite funktion
4 --	nicht belegt	4 HES	verbreitete/weite	4 --	nicht gebraucht	4 --	breite funktion
5 ZR	weißrot	5 ZR	weißrot	5 ZR	weißrot	5 ZR	breit/hinter
6 Masse	braun	6 Masse	braun	6 Masse	braun	6 Masse	massen
7 B	schwarzrot	7 B	schwarzrot	7 B	schwarzrot	7 B	revo/veide
8 --	nicht belegt	8 --	nicht belegt	8 --	nicht gebraucht	8 --	breite funktion

1 BL	rot/grün	1 BL	rot/grün	1 BL	rot/grün	1 BL	rot/grün	1 BL	rot/grün	1 BL	rot/grün
2 SKUR/SMLR	rot/grün	2 SKUR/SMLR	rot/grün	2 SKUR/SMLR	rot/grün	2 SKUR/SMLR	rot/grün	2 SKUR/SMLR	rot/grün	2 SKUR/SMLR	rot/grün
3 --	rot/grün	3 --	rot/grün	3 --	rot/grün	3 --	rot/grün	3 --	rot/grün	3 --	rot/grün
4 --	rot/grün	4 --	rot/grün	4 --	rot/grün	4 --	rot/grün	4 --	rot/grün	4 --	rot/grün
5 ZR	weißrot	5 ZR	weißrot	5 ZR	weißrot	5 ZR	weißrot	5 ZR	weißrot	5 ZR	weißrot
6 Masse	braun	6 Masse	braun	6 Masse	braun	6 Masse	braun	6 Masse	braun	6 Masse	braun
7 B	schwarzrot	7 B	schwarzrot	7 B	schwarzrot	7 B	schwarzrot	7 B	schwarzrot	7 B	schwarzrot
8 --	rot/grün	8 --	rot/grün	8 --	rot/grün	8 --	rot/grün	8 --	rot/grün	8 --	rot/grün

Bulb Type	<ul style="list-style-type: none"> • P21W • R10W
Cable Length [mm]	1,200
Fitting Position	Left
Height [mm]	139
Housing Colour	Black
Inspection Tag	<ul style="list-style-type: none"> • E1 31432 • E1 63217
Light Function	<ul style="list-style-type: none"> • with reverse light • with reflector • with tail light • with marker lamp • with indicator • with stop light • with number plate light • with fog taillight
Mounting Type	mounting
Plug Type	Round Plug
Rated Voltage [V]	24
Supplementary Article/Supplementary Info	with lamp base
Width [mm]	525

Spare Parts

- 3 x 8GA 002 071-251 Bulb
- 4 x 8GA 002 073-241 Bulb
- 1 x 8RA 003 326-041 Rear Reflector
- 1 x 9EL 134 296-041 Lens, combination rearlight
- 1 x 9EL 134 301-001 Lens, licence plate light
- 1 x 9GT 074 132-001 Grommet

Accessories

- 3 x 8GA 002 071-131 Bulb
- 4 x 8GA 002 073-121 Bulb

Light - Combination Rearlight

2VD 007 500-111
E1 63217, E1 31432, 027677

HELLA



1 BL	schwarz/weiß	1 BL	black/white	1 BL	schwarz/weiß	1 BL	schwarz/weiß	1 BL	schwarz/weiß	1 BL	schwarz/weiß
2 SPKUR/SMLR	grün/schwarz	2 SPKUR/SMLR	green/black	2 SPKUR/SMLR	grün/schwarz	2 SPKUR/SMLR	grün/schwarz	2 SPKUR/SMLR	grün/schwarz	2 SPKUR/SMLR	grün/schwarz
3	nicht belegt	3	not used	3	nicht belegt	3	not used	3	nicht belegt	3	not used
4 NES	positivschwarz/weiß	4	—	4 NES	positivschwarz/weiß	4 NES	positivschwarz/weiß	4 NES	positivschwarz/weiß	4 NES	positivschwarz/weiß
5 ZR	weiß/rot	5 ZR	white/red	5 ZR	weiß/rot	5 ZR	weiß/rot	5 ZR	weiß/rot	5 ZR	weiß/rot
6 Masse	braun	6 Masse	brown	6 Masse	braun	6 Masse	braun	6 Masse	braun	6 Masse	braun
7 B	schwarz/rot	7 B	black/red	7 B	schwarz/rot	7 B	schwarz/rot	7 B	schwarz/rot	7 B	schwarz/rot
8	nicht belegt	8	not used	8	nicht belegt	8	not used	8	nicht belegt	8	not used

1 BL	negativschwarz	1 BL	schwarz/rot	1 BL	schwarz/rot	1 BL	schwarz/rot	1 BL	schwarz/rot	1 BL	schwarz/rot
2 SPKUR/SMLR	weiß/grün	2 SPKUR/SMLR	grün/schwarz	2 SPKUR/SMLR	grün/schwarz	2 SPKUR/SMLR	grün/schwarz	2 SPKUR/SMLR	grün/schwarz	2 SPKUR/SMLR	grün/schwarz
3	—	3	—	3	—	3	—	3	—	3	—
4 NES	positivschwarz/weiß	4 NES	positivschwarz/weiß	4 NES	positivschwarz/weiß	4 NES	positivschwarz/weiß	4 NES	positivschwarz/weiß	4 NES	positivschwarz/weiß
5 ZR	weiß/rot	5 ZR	weiß/rot	5 ZR	weiß/rot	5 ZR	weiß/rot	5 ZR	weiß/rot	5 ZR	weiß/rot
6 Masse	braun	6 Masse	braun	6 Masse	braun	6 Masse	braun	6 Masse	braun	6 Masse	braun
7 B	schwarz/rot	7 B	schwarz/rot	7 B	schwarz/rot	7 B	schwarz/rot	7 B	schwarz/rot	7 B	schwarz/rot
8	—	8	—	8	—	8	—	8	—	8	—

Bulb Type	<ul style="list-style-type: none"> • P21W • R10W
Cable Length [mm]	1,200
Fitting Position	<ul style="list-style-type: none"> • Left • Right
Height [mm]	139
Housing Colour	Black
Inspection Tag	<ul style="list-style-type: none"> • E1 31432 • E1 63217
Light Function	<ul style="list-style-type: none"> • with reverse light • with reflector • with tail light • with side marker light • with marker lamp • with indicator • with stop light • with number plate light • with fog taillight
Mounting Type	mounting
Plug Type	Round Plug
Rated Voltage [V]	24
Supplementary Article/Supplementary Info	with lamp base
Width [mm]	525

Spare Parts	
	3 x 8GA 002 071-251 Bulb
	4 x 8GA 002 073-241 Bulb
	1 x 9EL 134 296-041 Lens, combination rearlight
	1 x 9EL 134 301-001 Lens, licence plate light
	1 x 9GT 074 132-001 Grommet
Accessories	
	3 x 8GA 002 071-131 Bulb
	4 x 8GA 002 073-121 Bulb

Light - Combination Rearlight

2VD 007 500-201
E1 31432, E1 63217

HELLA



Bulb Type	<ul style="list-style-type: none"> • P21W • R10W
Cable Length [mm]	1,200
Fitting Position	Right
Height [mm]	139
Housing Colour	Black
Indicator Colour	Yellow
Inspection Tag	<ul style="list-style-type: none"> • E1 31432 • E1 63217
Lens Colour	<ul style="list-style-type: none"> • White • Red
Light Function	<ul style="list-style-type: none"> • with reverse light • with reflector • with tail light • with marker lamp • with indicator • with stop light • with number plate light • with fog taillight
Mounting Type	mounting
Rated Voltage [V]	24
Supplementary Article/Supplementary Info	with lamp base

Spare Parts

	3 x 8GA 002 071-251 Bulb
	4 x 8GA 002 073-241 Bulb
	1 x 8RA 003 326-041 Rear Reflector
	1 x 9EL 134 296-051 Lens, combination rearlight
	1 x 9EL 134 301-001 Lens, licence plate light
	1 x 9GT 074 132-001 Grommet

Accessories

	3 x 8GA 002 071-131 Bulb
	1 x 8GA 002 073-121 Bulb
	1 x 9EL 134 301-011 Lens

Light - Combination Rearlight

2VD 007 500-221
E1 63217, E1 31432

HELLA



Bulb Type	<ul style="list-style-type: none"> • P21W • R10W
Cable Length [mm]	1,200
Fitting Position	Right
Indicator Colour	Yellow
Inspection Tag	<ul style="list-style-type: none"> • E1 31432 • E1 63217
Lens Colour	<ul style="list-style-type: none"> • White • Red
Light Function	<ul style="list-style-type: none"> • with reverse light • with reflector • with tail light • with side marker light • with marker lamp • with indicator • with stop light • with number plate light • with fog taillight
Mounting Type	mounting
Rated Voltage [V]	24
Supplementary Article/Supplementary Info	with lamp base

Spare Parts

	3 x 8GA 002 071-251 Bulb
	4 x 8GA 002 073-241 Bulb
	1 x 9EL 134 296-051 Lens, combination rearlight
	1 x 9EL 134 301-001 Lens, licence plate light
	1 x 9GT 074 132-001 Grommet

Accessories

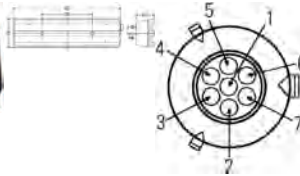
	3 x 8GA 002 071-131 Bulb
	4 x 8GA 002 073-121 Bulb
	1 x 9EL 134 301-011 Lens

Light - Combination Rearlight

2VD 007 500-411

E1 63217, 027685, E1 31432

Combination rearlight with numberplate, rear fog, reversing, end-outline marker light, with reflex-reflector and marker reflex-reflector, with pre-fitted 24V bulbs and centre plug, left



1	Masse	braun	1	Ground	brown	1	Massa	brun	1	Massa	marrone
2	S/UR/SMLR	grün	2	S/UR/SMLR	green	2	S/UR/SMLR	groen	2	S/UR/SMLR	verde
3	ZR	schwarz	3	ZR	black	3	ZR	zwart	3	ZR	nero
4	BL	rot	4	BL	red	4	BL	rood	4	BL	rosso
5	B	gelb	5	B	yellow	5	B	geel	5	B	giallo
6	NES	weiß	6	NES	white	6	NES	wit	6	NES	bianco
7	K	grün	7	K	green	7	K	groen	7	K	verde

1	Maa	ruskea	1	Masa	marron	1	Jort	brun	1	Stel	brun	1	Jordansliding	brun	1	Masse	marron	1	Ground	brazowy
2	S/UR/SMLR	vihreä	2	S/UR/SMLR	verde	2	S/UR/SMLR	grønn	2	S/UR/SMLR	grøn	2	S/UR/SMLR	grøn	2	S/UR/SMLR	vert	2	S/UR/SMLR	zielony
3	ZR	musta	3	ZR	negro	3	ZR	sort	3	ZR	sort	3	ZR	svart	3	ZR	noir	3	ZR	czarny
4	BL	punainen	4	BL	rojo	4	BL	red	4	BL	red	4	BL	rood	4	BL	rouge	4	BL	czarny
5	B	keltainen	5	B	amarillo	5	B	gul	5	B	gul	5	B	geel	5	B	orange	5	B	zółty
6	NES	valkoinen	6	NES	bianco	6	NES	hvít	6	NES	hvít	6	NES	orange	6	NES	orange	6	NES	biały
7	K	vihreä	7	K	verde	7	K	grønn	7	K	grøn	7	K	grøn	7	K	vert	7	K	zielony

Bulb Type	<ul style="list-style-type: none"> • P21W • R10W
Fitting Position	Left
Height [mm]	139
Housing Colour	Black
Inspection Tag	<ul style="list-style-type: none"> • E1 31432 • E1 63217
Light Function	<ul style="list-style-type: none"> • with reverse light • with reflector • with tail light • with side marker light • with marker lamp • with indicator • with stop light • with number plate light • with fog taillight
Mounting Type	mounting
Plug Type ID	7-polig
Rated Voltage [V]	24
Supplementary Article/Supplementary Info	with lamp base
Supplementary Article/Supplementary Info 2	with bulbs
Width [mm]	525

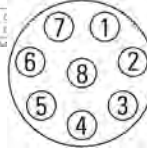
Spare Parts	
	3 x 8GA 002 071-251 Bulb
	4 x 8GA 002 073-241 Bulb
	1 x 9EL 134 296-041 Lens, combination rearlight
	1 x 9EL 134 301-001 Lens, licence plate light
Accessories	
	3 x 8GA 002 071-131 Bulb
	4 x 8GA 002 073-121 Bulb

Light - Combination Rearlight

2VD 008 204-091

E4 9809, E4 3179, 027696, E4 9810, E4 4060

Combination rear lamp with numberplate, rear fog, reversing, end-outline marker light, side-marker lamp, with reflex-reflector, marker reflex-reflector and centre plug, left



1	EL	gelb	1	EL	rot	1	EL	gelb	1	EL	gelb
2	SWACHSIGNAL	schwarz/grün-rot-Rot	2	SWACHSIGNAL	schwarz/grün-rot-Rot	2	SWACHSIGNAL	schwarz/grün-rot-Rot	2	SWACHSIGNAL	schwarz/grün-rot-Rot
3	EL	rot	3	EL	rot	3	EL	rot	3	EL	rot
4	REFL	rot	4	REFL	rot	4	REFL	rot	4	REFL	rot
5	ZN	blau	5	ZN	blau	5	ZN	blau	5	ZN	blau
6	---	markiert	6	---	markiert	6	---	markiert	6	---	markiert
7	---	markiert	7	---	markiert	7	---	markiert	7	---	markiert
8	HELLA	rot	8	HELLA	rot	8	HELLA	rot	8	HELLA	rot

1	EL	rot	1	EL	rot	1	EL	rot	1	EL	rot
2	SWACHSIGNAL	schwarz/grün-rot-Rot	2	SWACHSIGNAL	schwarz/grün-rot-Rot	2	SWACHSIGNAL	schwarz/grün-rot-Rot	2	SWACHSIGNAL	schwarz/grün-rot-Rot
3	EL	rot	3	EL	rot	3	EL	rot	3	EL	rot
4	REFL	rot	4	REFL	rot	4	REFL	rot	4	REFL	rot
5	ZN	blau	5	ZN	blau	5	ZN	blau	5	ZN	blau
6	---	markiert	6	---	markiert	6	---	markiert	6	---	markiert
7	---	markiert	7	---	markiert	7	---	markiert	7	---	markiert
8	HELLA	rot	8	HELLA	rot	8	HELLA	rot	8	HELLA	rot



Bulb Type	<ul style="list-style-type: none"> • P21W • R5W
Fitting Position	Left
Height [mm]	135
Housing Colour	Black
Inspection Tag	<ul style="list-style-type: none"> • E4 3179 • E4 4060 • E4 9809 • E4 9810
Light Function	<ul style="list-style-type: none"> • with reverse light • with reflector • with tail light • with side marker light • with marker lamp • with indicator • with stop light • with number plate light • with fog taillight
Mounting Type	mounting
Plug Type ID	8-polig
Rated Voltage [V]	<ul style="list-style-type: none"> • 12 • 24
Supplementary Article/Supplementary Info	with lamp base
Width [mm]	465

Spare Parts	 1 x 9EL 152 891-001 Lens, combination rearlight
Accessories	 3 x 8GA 002 071-121 Bulb  3 x 8GA 002 071-241 Bulb  4 x 8GA 002 073-121 Bulb  4 x 8GA 002 073-241 Bulb

Light - Combination Rearlight


2VP 004 887-021
027635, E1 53384

Combination rear lamp with reversing light, right



Bulb Type	<ul style="list-style-type: none"> • P21W • R10W
Fitting Position	Right
Height [mm]	110
Housing Colour	Black
Indicator Colour	Yellow
Inspection Tag	E1 53384
Light Function	<ul style="list-style-type: none"> • with reverse light • with reflector • with tail light • with indicator • with stop light
Mounting Type	mounting
Rated Voltage [V]	<ul style="list-style-type: none"> • 12 • 24
Supplementary Article/Supplementary Info	with lamp base
Width [mm]	425

Spare Parts

 1 x 9EL 131 420-011 Lens, combination rearlight


Accessories

 1 x 8GA 002 071-131 Bulb

 1 x 8GA 002 071-251 Bulb

 3 x 8GA 002 073-121 Bulb

 3 x 8GA 002 073-241 Bulb

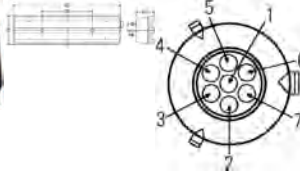
 1 x 9GT 141 941-001 Grommet

Light - Combination Rearlight

2VP 007 500-421






E1 63217, 027686, E1 31432

Combination rear lamp with reversing, end-outline marker light, side-marker lamp, with reflex-reflector and marker reflex-reflector, with pre-fitted 24V bulbs and centre plug, right




1 Masse	brun	1 Masse	brun	1 Masse	marrom	1 Masa	marrón
2 S/UR/SMLR	grün	2 S/UR/SMLR	grün	2 S/UR/SMLR	verde	2 S/UR/SMLR	verde
3 ZR	schwarz	3 ZR	schwarz	3 ZR	negro	3 ZR	negro
4 BL	rot	4 BL	rot	4 BL	rojo	4 BL	rojo
5 B	gelb	5 B	gelb	5 B	amarillo	5 B	ámbar
6 ---	nicht belegt	6 ---	nicht benutzt	6 ---	sem-a funzione	6 ---	libre
7 ---	nicht belegt	7 ---	nicht benutzt	7 ---	sem-a funzione	7 ---	libre

1 Licht	brun	1 Steer	brun	1 Ground	brown	1 Masse	marrom	1 Ground	brązowy	1 Jodanslutning	brun
2 S/UR/SMLR	grün	2 S/UR/SMLR	grün	2 S/UR/SMLR	green	2 S/UR/SMLR	vert	2 S/UR/SMLR	szelony	2 S/UR/SMLR	grün
3 ZR	schwarz	3 ZR	schwarz	3 ZR	black	3 ZR	noir	3 ZR	czarny	3 ZR	schwarz
4 BL	rot	4 BL	rot	4 BL	red	4 BL	rouge	4 BL	czerny	4 BL	rot
5 B	gelb	5 B	gelb	5 B	yellow	5 B	orange	5 B	żółty	5 B	gelb
6 ---	nicht bnut.	6 ---	nicht benutzt	6 ---	not used	6 ---	libre	6 ---	nie używany	6 ---	ej káppáð
7 ---	nicht bnut.	7 ---	nicht benutzt	7 ---	not used	7 ---	libre	7 ---	nie używany	7 ---	ej káppáð

Bulb Type	<ul style="list-style-type: none"> P21W R10W 	Spare Parts  2 x 8GA 002 071-251 Bulb  3 x 8GA 002 073-241 Bulb  1 x 9EL 134 296-051 Lens, combination rearlight
Fitting Position	<ul style="list-style-type: none"> Left Right 	
Height [mm]	139	Accessories  2 x 8GA 002 071-131 Bulb  3 x 8GA 002 073-121 Bulb
Housing Colour	Black	
Inspection Tag	<ul style="list-style-type: none"> E1 31432 E1 63217 	
Light Function	<ul style="list-style-type: none"> with reverse light with reflector with tail light with side marker light with marker lamp with indicator with stop light 	
Mounting Type	mounting	
Plug Type ID	7-polig	
Rated Voltage [V]	24	
Supplementary Article/Supplementary Info	with lamp base	
Supplementary Article/Supplementary Info 2	<ul style="list-style-type: none"> with bulbs without reverse signal 	
Width [mm]	525	





Light - Combination Rearlight

2VP 007 500-521





Bulb Type	<ul style="list-style-type: none"> • P21W • R10W
Fitting Position	<ul style="list-style-type: none"> • Left • Right
Height [mm]	139
Housing Colour	Black
Inspection Tag	<ul style="list-style-type: none"> • E1 280 • E1 31432 • E1 63217
Light Function	<ul style="list-style-type: none"> • with reverse light • with reflector • with tail light • with side marker light • with marker lamp • with indicator • with stop light
Mounting Type	mounting
Plug Type ID	7-polig
Rated Voltage [V]	24
Supplementary Article/Supplementary Info	with lamp base
Supplementary Article/Supplementary Info 2	<ul style="list-style-type: none"> • with bulbs • with reverse alarm
Width [mm]	525

Spare Parts

	2 x 8GA 002 071-251 Bulb
	3 x 8GA 002 073-241 Bulb
	1 x 9EL 134 296-051 Lens, combination rearlight
	1 x 9EL 146 838-001 Lens, combination rearlight

Accessories

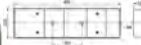
	2 x 8GA 002 071-131 Bulb
	3 x 8GA 002 073-121 Bulb

Light - Combination Rearlight

2VP 008 204-081

E4 4060, E4 9810, E4 3179, 027695, E4 9809

Combination rear lamp with reversing, end-outline marker light, side-marker lamp, with reflex-reflector, marker reflex-reflector and centre plug, right



1	2	3	4	5	6	7	8	9	10	11	12	13	14	15	16	17	18	19	20	21	22	23	24	25	26	27	28	29	30	31	32	33	34	35	36	37	38	39	40	41	42	43	44	45	46	47	48	49	50	51	52	53	54	55	56	57	58	59	60	61	62	63	64	65	66	67	68	69	70	71	72	73	74	75	76	77	78	79	80	81	82	83	84	85	86	87	88	89	90	91	92	93	94	95	96	97	98	99	100
1	2	3	4	5	6	7	8	9	10	11	12	13	14	15	16	17	18	19	20	21	22	23	24	25	26	27	28	29	30	31	32	33	34	35	36	37	38	39	40	41	42	43	44	45	46	47	48	49	50	51	52	53	54	55	56	57	58	59	60	61	62	63	64	65	66	67	68	69	70	71	72	73	74	75	76	77	78	79	80	81	82	83	84	85	86	87	88	89	90	91	92	93	94	95	96	97	98	99	100

1	2	3	4	5	6	7	8	9	10	11	12	13	14	15	16	17	18	19	20	21	22	23	24	25	26	27	28	29	30	31	32	33	34	35	36	37	38	39	40	41	42	43	44	45	46	47	48	49	50	51	52	53	54	55	56	57	58	59	60	61	62	63	64	65	66	67	68	69	70	71	72	73	74	75	76	77	78	79	80	81	82	83	84	85	86	87	88	89	90	91	92	93	94	95	96	97	98	99	100
1	2	3	4	5	6	7	8	9	10	11	12	13	14	15	16	17	18	19	20	21	22	23	24	25	26	27	28	29	30	31	32	33	34	35	36	37	38	39	40	41	42	43	44	45	46	47	48	49	50	51	52	53	54	55	56	57	58	59	60	61	62	63	64	65	66	67	68	69	70	71	72	73	74	75	76	77	78	79	80	81	82	83	84	85	86	87	88	89	90	91	92	93	94	95	96	97	98	99	100

Bulb Type	<ul style="list-style-type: none"> • P21W • R5W
Fitting Position	Right
Height [mm]	134
Housing Colour	Black
Inspection Tag	<ul style="list-style-type: none"> • E4 3179 • E4 4060 • E4 9809 • E4 9810
Light Function	<ul style="list-style-type: none"> • with reverse light • with reflector • with tail light • with side marker light • with marker lamp • with indicator • with stop light • with fog taillight
Mounting Type	mounting
Plug Type ID	8-polig
Rated Voltage [V]	<ul style="list-style-type: none"> • 12 • 24
Supplementary Article/Supplementary Info	with lamp base
Width [mm]	465

Spare Parts

 1 x 9EL 152 891-001 Lens, combination rearlight

Accessories

 3 x 8GA 002 071-121 Bulb

 3 x 8GA 002 071-241 Bulb

 4 x 8GA 002 073-121 Bulb

 4 x 8GA 002 073-241 Bulb

Light - Combination Rearlight

9EL 107 368-001

092107, E1 31482, E1 43222, E1 53335

Lens with seal and screws, left
 Lens with gasket and screws, left



Bulb Type	<ul style="list-style-type: none"> • P21W • R10W
Fitting Position	Left
Inspection Tag	<ul style="list-style-type: none"> • E1 31482 • E1 43222 • E1 53335
Light Function	<ul style="list-style-type: none"> • with tail light • with indicator • with stop light
Supplementary Article/Supplementary Info	<ul style="list-style-type: none"> • with seal • without lamp base
Supplementary Article/Supplementary Info 2	with screws

9EL 111 647-001

E1 53335, 092108, E1 31482, E1 43222

with seal and screws, right
 Lens with gasket and screws, right



Bulb Type	<ul style="list-style-type: none"> • P21W • R10W
Fitting Position	Right
Inspection Tag	<ul style="list-style-type: none"> • E1 31482 • E1 43222 • E1 53335
Light Function	<ul style="list-style-type: none"> • with tail light • with indicator • with stop light
Supplementary Article/Supplementary Info	<ul style="list-style-type: none"> • with seal • without lamp base
Supplementary Article/Supplementary Info 2	with screws

Light - Combination Rearlight

9EL 119 874-001
092377, E1 53276



Bulb Type	<ul style="list-style-type: none"> • P21W • R10W
Fitting Position	<ul style="list-style-type: none"> • Left • Right
Inspection Tag	E1 53276
Light Function	<ul style="list-style-type: none"> • with tail light • with indicator • with stop light
Supplementary Article/Supplementary Info	without lamp base
Supplementary Article/Supplementary Info 2	with screws

Light - Daytime Running Light

2PT 010 102-111

Bulb Type	<ul style="list-style-type: none"> • P21W • LED
Inspection Tag	ECE/SAE
Light Function	<ul style="list-style-type: none"> • with position light • with daylight running light
Number of LEDs	2
Supplementary Article/Supplementary Info	with bulb

Spare Parts



1 x 8GA 002 073-251 Bulb

Accessories

1 x 8JD 162 581-802 Plug Housing

Light - Interior Light

2JA 001 357-002
E1 8728

Interior lamp with switch



Bulb Type	K (10W)
Fitting Position	inner
Inspection Tag	E1 8728
Lens Colour	Crystal clear
Light Function	with cabin light
Mounting Type	Fitting
Rated Voltage [V]	<ul style="list-style-type: none"> • 12 • 24
Supplementary Article/Supplementary Info	<ul style="list-style-type: none"> • with lamp base • without bulb
Supplementary Article/Supplementary Info 2	with switch
Switch	with circuit closer switch

Accessories



2 x 8GM 002 091-131 Bulb

2 x 8GM 002 091-251 Bulb

Light - Interior Light

2JA 001 357-012
022512

Interior lamp without switch



Bulb Type	K (10W)
Fitting Position	Interior
Lens Colour	Crystal clear
Light Function	with cabin light
Mounting Type	Fitting
Rated Voltage [V]	<ul style="list-style-type: none"> • 12 • 24
Supplementary Article/Supplementary Info	with lamp base
Supplementary Article/Supplementary Info 2	without switch
Switch	with circuit closer switch

Accessories



2 x 8GM 002 091-131 Bulb



2 x 8GM 002 091-251 Bulb

Light - Interior Light

2JA 002 661-001
022590

Interior lamp with switch



Bulb Type	P21W
Fitting Position	Interior
Lens Colour	Crystal clear
Light Function	with cabin light
Mounting Type	Fitting
Rated Voltage [V]	12
Supplementary Article/Supplementary Info	<ul style="list-style-type: none"> • with lamp base • without bulb
Supplementary Article/Supplementary Info 2	with switch

Spare Parts

1 x 9EL 116 607-005 Lens

Accessories

2 x 8GA 002 073-121 Bulb



2 x 8GA 002 073-241 Bulb



Light - Licence Plate Light

2KA 001 378-041
E1 12958



Bulb Type	C5W
Fitting Position	<ul style="list-style-type: none"> • Left • Right
Inspection Tag	E1 12958
Light Function	with number plate light
Mounting Type	Fitting
Supplementary Article/Supplementary Info	with lamp base

Accessories



1 x 8GM 002 092-121 Bulb

2KA 001 388-051
E1 22902




Bulb Type	C5W
Fitting Position	<ul style="list-style-type: none"> • Left • Right
Inspection Tag	E1 22902
Light Function	with number plate light
Mounting Type	Fitting
Rated Voltage [V]	24
Supplementary Article/Supplementary Info	with lamp base

Light - Licence Plate Light

2KA 001 388-097
E1 22902

HELLA

Bulb Type	C5W	Spare Parts  1 x 8GM 002 092-241 Bulb
Fitting Position	<ul style="list-style-type: none"> • Left • Right 	
Inspection Tag	E1 22902	
Light Function	with number plate light	
Mounting Type	Fitting	
Rated Voltage [V]	24	
Supplementary Article/Supplementary Info	<ul style="list-style-type: none"> • with lamp base • with bulb 	

Light - Licence Plate Light

2KA 003 389-061
023007, E1 22819



Bulb Type	R10W
Fitting Position	<ul style="list-style-type: none"> • Rear • Left • Right
Height [mm]	56.5
Housing Colour	Black
Housing Type	Synthetic Material Housing
Inspection Tag	<ul style="list-style-type: none"> • E1 22819 • TL57 SAEL 90 DOT
Length [mm]	102
Lens Colour	Crystal clear
Light Function	with number plate light
Material	Plastic
Mounting Type	mounting
Plug Type	Blade Terminal
Rated Voltage [V]	<ul style="list-style-type: none"> • 12 • 24
Registration Type	<ul style="list-style-type: none"> • with roadworthy certificate • E-type checked • SAE checked
Supplementary Article/Supplementary Info	<ul style="list-style-type: none"> • with lamp base • without bulb
Width [mm]	55

Spare Parts



1 x 9BG 121 587-031 Housing, licence plate light

Accessories



1 x 8GA 002 071-131 Bulb



1 x 8GA 002 071-251 Bulb



1 x 8GA 002 071-271 Bulb

Light - Marker Lamp

2TJ 003 168-151
027007, E1 11599, E1 31417

End-outline marker lamp, for side mounting



Inspection Tag	<ul style="list-style-type: none"> • E1 11599 • E1 31417
Light Function	<ul style="list-style-type: none"> • with position light • with tail light
Mounting Type	mounting

2TJ 003 168-157
E1 11599, E1 31417



Inspection Tag	<ul style="list-style-type: none"> • E1 11599 • E1 31417
Light Function	<ul style="list-style-type: none"> • with position light • with tail light
Mounting Type	mounting
Quantity	147

Light - Marker Lamp

2XS 004 237-291
028019, E1 21668

End-outline marker lamp (white), left, for front mounting



Colour	Black
Fitting Position	<ul style="list-style-type: none"> • Left • Lateral Mounting
Inspection Tag	E1 21668
Lens Colour	Crystal clear
Light Function	with marker lamp
Mounting Type	mounting
Supplementary Article/Supplementary Info	with lamp base

2XS 004 237-301
028020, E1 21668

End-outline marker lamp (white), right, for front mounting




Colour	Black
Fitting Position	<ul style="list-style-type: none"> • Right • Lateral Mounting
Inspection Tag	E1 21668
Lens Colour	Crystal clear
Light Function	with marker lamp
Mounting Type	mounting
Supplementary Article/Supplementary Info	with lamp base

Light - Marker Light

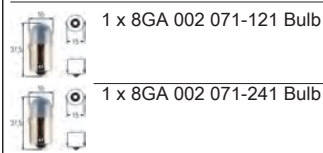
2PF 002 452-017
E1 11791

Position lamp



Bulb Type	R5W
Fitting Position	<ul style="list-style-type: none"> • Left • Right
Inspection Tag	E1 11791
Light Function	with position light
Mounting Type	Fitting
Rated Voltage [V]	24
Supplementary Article/Supplementary Info	with lamp base

Accessories



1 x 8GA 002 071-121 Bulb

1 x 8GA 002 071-241 Bulb

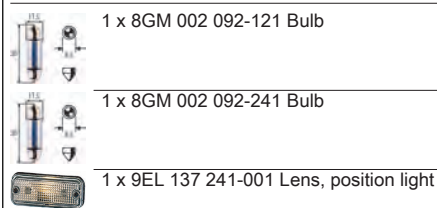
2PF 961 167-021
E1 31446, 024537

Position lamp for vehicles without external sun visor



Bulb Type	C5W
Fitting Position	<ul style="list-style-type: none"> • Left • Right
Inspection Tag	E1 31446
Lens Colour	Crystal clear
Light Function	with position light
Mounting Type	Fitting
Rated Voltage [V]	24
Supplementary Article/Supplementary Info	with lamp base

Accessories



1 x 8GM 002 092-121 Bulb

1 x 8GM 002 092-241 Bulb

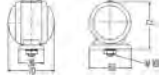
1 x 9EL 137 241-001 Lens, position light

Light - Marker Light

2TJ 001 633-211

E1 11786, E1 31416, 027006, E1 11554, E1 11553

Tail/side lamp, for side mounting



Bulb Type	C5W
Colour	Black
Fitting Position	<ul style="list-style-type: none"> • Left • Upper • Right
Inspection Tag	<ul style="list-style-type: none"> • E1 11553 • E1 11554 • E1 11786 • E1 31416
Lens Colour	<ul style="list-style-type: none"> • Red • Crystal clear
Light Function	<ul style="list-style-type: none"> • with position light • with tail light
Mounting Type	mounting
Rated Voltage [V]	24
Supplementary Article/Supplementary Info	with lamp base

Spare Parts

- 1 x 9EL 132 403-001 Lens, combination rearlight
- 1 x 9EL 132 404-001 Lens, combination rearlight

Accessories



- 1 x 8GM 002 092-121 Bulb

- 1 x 8GM 002 092-241 Bulb

Light - Parklight

2PF 002 860-031
024532, E1 21688

Position lamp



Bulb Type	R10W
Fitting Position	<ul style="list-style-type: none"> • Left • Right
Inspection Tag	E1 21688
Light Function	with position light
Mounting Type	mounting
Rated Voltage [V]	24
Supplementary Article/Supplementary Info	with lamp base

Spare Parts

1 x 9EL 116 380-035 Lens, position light

Accessories

	1 x 8GA 002 071-131 Bulb
	1 x 8GA 002 071-251 Bulb
	1 x 9GD 128 553-007 Gasket / Seal

Light - Reading Light

2AB 004 532-051
020519



Bulb Type	Fluorescent Lamp
Housing Colour	Black
Lens Colour	Crystal clear
Light Design	Xenon
Light Function	with cabin light
Mounting Type	mounting
Rated Voltage [V]	24
Supplementary Article/Supplementary Info	<ul style="list-style-type: none"> • with holder • with lamp base
to voltage [V]	28

Spare Parts

	1 x 8GP 008 285-001 Bulb, reading light
	1 x 9XB 136 202-005 Holder

Accessories

1 x 9EL 128 922-011 Lens

Light - Rear Fog Light

2NE 002 589-001
E1 8444, 024009



adjustable	Adjustable
Bulb Type	P21W
Fitting Position	<ul style="list-style-type: none"> • Left • Right
Inspection Tag	E1 8444
Light Function	with fog taillight
Mounting Type	mounting
Supplementary Article/Supplementary Info	with lamp base
Surface	Chromed

Spare Parts

1 x 9EL 112 763-001 Lens, rear fog light

Accessories

1 x 8GA 002 073-121 Bulb



2NE 003 236-001
024012, e1 18411



Bulb Type	P21W
Colour	Black
Fitting Position	<ul style="list-style-type: none"> • Left • Right
Inspection Tag	e1 18411
Lens Colour	Red
Light Function	with fog taillight
Mounting Type	<ul style="list-style-type: none"> • mounting • Fitting
Supplementary Article/Supplementary Info	with lamp base

Spare Parts

1 x 9DX 119 545-011 Reflector

1 x 9EL 119 544-001 Lens, rear fog light

Accessories

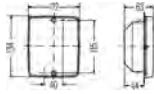
1 x 8GA 002 073-121 Bulb

1 x 8GA 002 073-241 Bulb



Light - Rear Fog Light

2NE 003 236-301
e1 18411



Bulb Type	P21W
Fitting Position	<ul style="list-style-type: none"> • Left • Right
Inspection Tag	e1 18411
Light Function	with fog taillight
Rated Voltage [V]	24

Spare Parts

1 x 9EL 119 544-001 Lens, rear fog light

Accessories



1 x 8GA 002 073-121 Bulb



1 x 8GA 002 073-241 Bulb

Light - Reverse Light

ZZR 002 589-011
E1 8725, 028506



adjustable	Adjustable
Bulb Type	P21W
Inspection Tag	E1 8725
Light Function	with reverse light
Mounting Type	mounting
Supplementary Article/Supplementary Info	with lamp base
Surface	Chromed

Spare Parts

1 x 9EL 112 858-011 Lens, reverse light

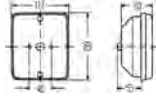
Accessories

1 x 8GA 002 073-121 Bulb



Light - Reverse Light

2ZR 003 236-051
E1 8728




Bulb Type	P21W
Fitting Position	Rear
Housing Colour	Black
Housing Type	Synthetic Material Housing
Inspection Tag	E1 8728
Lens Colour	Crystal clear
Light Function	with reverse light
Material	Plastic
Mounting Type	<ul style="list-style-type: none"> • mounting • Fitting
Plug Type	Blade Terminal
Rated Voltage [V]	<ul style="list-style-type: none"> • 12 • 24
Registration Type	<ul style="list-style-type: none"> • with roadworthy certificate • E-type checked
Supplementary Article/Supplementary Info	<ul style="list-style-type: none"> • with lamp base • with seal • without bulb
Supplementary Article/Supplementary Info 2	<ul style="list-style-type: none"> • with reflector • with synthetic disc

Spare Parts

1 x 9DX 119 545-051 Reflector
1 x 9EL 119 544-111 Lens, reverse light

Accessories



1 x 8GA 002 073-121 Bulb

1 x 8GA 002 073-241 Bulb

Light - Reverse Light

2ZR 003 236-311
E1 8728



Bulb Type	P21W
Fitting Position	<ul style="list-style-type: none"> • Left • Right
Inspection Tag	E1 8728
Light Function	with reverse light
Rated Voltage [V]	24

Spare Parts

1 x 9EL 119 544-111 Lens, reverse light

Accessories



1 x 8GA 002 073-121 Bulb



1 x 8GA 002 073-241 Bulb

Light - Tail Light

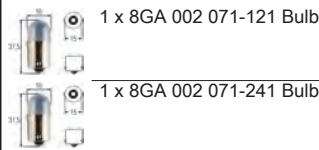
2SA 001 240-331
E1 11550, 026184

HELLA



Bulb Type	R5W
Fitting Position	<ul style="list-style-type: none"> • Left • Right
Inspection Tag	E1 11550
Lens Colour	Red
Light Function	with tail light
Mounting Type	Fitting
Rated Voltage [V]	<ul style="list-style-type: none"> • 12 • 24
Supplementary Article/Supplementary Info	with lamp base
Surface	Chromed

Accessories



2SA 002 860-041
026141, E1 31451

Position lamp, for rear mounting

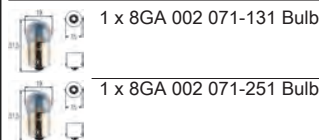


Bulb Type	R10W
Fitting Position	<ul style="list-style-type: none"> • Left • Right
Inspection Tag	E1 31451
Light Function	with tail light
Mounting Type	mounting
Rated Voltage [V]	24
Supplementary Article/Supplementary Info	with lamp base

Spare Parts

1 x 9EL 116 380-045 Lens, tail light

Accessories



Reflector, headlight

9DE 116 065-001
091104

Bulb Type	H4
Fitting Position	Left
Left-hand / Right-hand Traffic	for right-hand traffic
Light Design	Halogen

9DE 116 066-001
091105

Bulb Type	H4
Fitting Position	Right
Left-hand / Right-hand Traffic	for right-hand traffic
Light Design	Halogen

9DE 116 732-001
091102



Bulb Type	H4
Fitting Position	Left
Left-hand / Right-hand Traffic	for right-hand traffic
Light Design	Halogen
Vehicle Equipment	for vehicles without head-lamp levelling

9DE 116 733-001
091103



Bulb Type	H4
Fitting Position	Right
Left-hand / Right-hand Traffic	for right-hand traffic
Light Design	Halogen
Vehicle Equipment	for vehicles without head-lamp levelling

Reflector, headlight

9DE 118 792-001
091106



Bulb Type	H4
Fitting Position	Left
Left-hand / Right-hand Traffic	for right-hand traffic
Light Design	Halogen
Vehicle Equipment	for vehicles with headlamp levelling

9DE 118 793-001
091107



Bulb Type	H4
Fitting Position	Right
Left-hand / Right-hand Traffic	for right-hand traffic
Light Design	Halogen
Vehicle Equipment	for vehicles with headlamp levelling

9DE 122 228-011
091111



Bulb Type	H4
Fitting Position	Left
Left-hand / Right-hand Traffic	for right-hand traffic
Light Design	Halogen

Reflector, headlight

9DE 122 228-021
091112



Bulb Type	H4
Fitting Position	Right
Left-hand / Right-hand Traffic	for right-hand traffic
Light Design	Halogen

9DR 091 085-001

Fitting Position	<ul style="list-style-type: none"> • Left • Right
Shape	Round

Lens, indicator

9EL 110 736-001
E1 32617

Lens, right



Bulb Type	P21W
Fitting Position	Right
Inspection Tag	E1 32617
Lens Colour	Yellow
Light Function	with indicator
Supplementary Article/Supplementary Info	without lamp base

9EL 110 737-001
E1 32617

Lens, left



Bulb Type	P21W
Fitting Position	Left
Inspection Tag	E1 32617
Lens Colour	Yellow
Light Function	with indicator
Supplementary Article/Supplementary Info	without lamp base

Lens, indicator

9EL 115 830-001
092432, E1 32692



Fitting Position

- Left
- Right

Inspection Tag

E1 32692

Light - Indicator

2BA 001 275-011
021005, E1 22764




Bulb Type	P21W
Fitting Position	Left
Housing Colour	Black
Inspection Tag	E1 22764
Lens Colour	Yellow
Light Function	with indicator
Mounting Type	Fitting
Rated Voltage [V]	<ul style="list-style-type: none"> • 12 • 24
Registration Type	E-type checked
Supplementary Article/Supplementary Info	<ul style="list-style-type: none"> • with lamp base • without bulb

Spare Parts

 1 x 9EL 101 899-001 Lens, indicator

Accessories


 1 x 8GA 002 073-121 Bulb

2BA 001 275-021
021006, E1 22764




Bulb Type	P21W
Fitting Position	Right
Housing Colour	Black
Inspection Tag	E1 22764
Lens Colour	Yellow
Light Function	with indicator
Mounting Type	Fitting
Rated Voltage [V]	<ul style="list-style-type: none"> • 12 • 24
Registration Type	E-type checked
Supplementary Article/Supplementary Info	<ul style="list-style-type: none"> • with lamp base • without bulb

Spare Parts

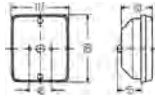
 1 x 9EL 101 900-001 Lens, indicator

Accessories

 1 x 8GA 002 073-121 Bulb

Light - Indicator

2BA 003 236-021
E1 32764, 021027



Bulb Type	P21W
Fitting Position	<ul style="list-style-type: none"> • Rear • Left • Right
Inspection Tag	E1 32764
Lens Colour	Yellow
Light Function	with indicator
Rated Voltage [V]	24

Spare Parts

1 x 9EL 119 544-021 Lens, indicator

Accessories



1 x 8GA 002 073-121 Bulb

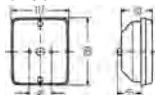


1 x 8GA 002 073-241 Bulb

Light - Indicator

2BA 003 236-027
E1 32764, 021027

Flasher lamp, for rear mounting (top)



Bulb Type	P21W
Fitting Position	<ul style="list-style-type: none"> • Rear • Left • Right
Housing Colour	Black
Inspection Tag	E1 32764
Lens Colour	Yellow
Light Function	with indicator
Mounting Type	<ul style="list-style-type: none"> • mounting • Fitting
Rated Voltage [V]	<ul style="list-style-type: none"> • 12 • 24
Supplementary Article/Supplementary Info	with lamp base

Spare Parts

1 x 9EL 119 544-021 Lens, indicator

Accessories

 1 x 8GA 002 073-121 Bulb

 1 x 8GA 002 073-241 Bulb

Light - Indicator

2BA 003 236-541
021259, E1 63253

HELLA



Bulb Type	<ul style="list-style-type: none"> • P21W • R10W
Fitting Position	<ul style="list-style-type: none"> • Left • Right
Inspection Tag	E1 63253
Lens Colour	<ul style="list-style-type: none"> • Yellow • Red
Light Function	<ul style="list-style-type: none"> • with marker lamp • with indicator
Mounting Type	Fitting
Rated Voltage [V]	24
Supplementary Article/Supplementary Info	with lamp base

Spare Parts

1 x 9EL 119 544-212 Lens

Accessories

	1 x 8GA 002 071-131 Bulb
	1 x 8GA 002 071-251 Bulb
	1 x 8GA 002 073-121 Bulb
	1 x 8GA 002 073-241 Bulb

2BA 003 411-001
021108, E1 32781




Bulb Type	P21W
Fitting Position	<ul style="list-style-type: none"> • Left • Right
Housing Colour	Black
Inspection Tag	E1 32781
Lens Colour	Yellow
Light Function	with indicator
Mounting Type	mounting
Supplementary Article/Supplementary Info	with lamp base

Accessories

	1 x 8GA 002 073-121 Bulb
--	--------------------------


Light - Indicator

2BA 003 975-031
021295, E1 42650



Bulb Type	P21W
Fitting Position	Left
Inspection Tag	E1 42650
Lens Colour	Yellow
Light Function	with indicator
Mounting Type	mounting
Rated Voltage [V]	24
Supplementary Article/Supplementary Info	with lamp base

2BA 003 975-041
021296, E1 42650



Bulb Type	P21W
Fitting Position	Right
Inspection Tag	E1 42650
Lens Colour	Yellow
Light Function	with indicator
Mounting Type	mounting
Rated Voltage [V]	24
Supplementary Article/Supplementary Info	with lamp base

Light - Indicator

2BA 004 119-001
E1 42680, 021275

Flasher lamp, for front mounting



Bulb Type	P21W
Fitting Position	<ul style="list-style-type: none"> • Left • Right • Front
Inspection Tag	E1 42680
Lens Colour	Yellow
Light Function	with indicator
Mounting Type	Fitting
Rated Voltage [V]	24
Supplementary Article/Supplementary Info	with lamp base

Accessories

	1 x 8GA 002 073-121 Bulb
	1 x 8GA 002 073-241 Bulb
	1 x 8GA 002 073-251 Bulb

Light - Indicator

2BA 008 221-001
E1 878



Bulb Type	PY21W
Fitting Position	<ul style="list-style-type: none"> • Left • Right
Inspection Tag	E1 878
Lens Colour	Crystal clear
Light Function	with indicator
Rated Voltage [V]	<ul style="list-style-type: none"> • 12 • 24
Supplementary Article/Supplementary Info	without bulb

Accessories

	1 x 8GA 006 841-121 Bulb, indicator
	1 x 8GA 006 841-241 Bulb, indicator
	1 x 8KA 152 134-007 Harness, combination rearlight
	1 x 8XU 008 405-031 Cover
	1 x 9GT 137 236-007 Grommet

2BA 008 221-217



Bulb Type	PY21W
Fitting Position	<ul style="list-style-type: none"> • Left Front • Right Front
Inspection Tag	ECE
Lens Colour	Crystal clear
Light Function	with indicator
Rated Voltage [V]	24

Accessories

	1 x 8GA 006 841-251 Bulb, indicator
	1 x 8KA 152 134-007 Harness, combination rearlight
	1 x 8XU 008 405-031 Cover
	1 x 9GT 137 236-007 Grommet

Light - Indicator

2BA 247 015-031
E1 1787



Bulb Type	PY21W
Fitting Position	Left
Indicator Colour	White
Inspection Tag	E1 1787
Light Function	with indicator
Mounting Type	Bayonet
Rated Voltage [V]	24
Supplementary Article/Supplementary Info	<ul style="list-style-type: none"> • with lamp base • with bulb

Spare Parts



1 x 8GA 006 841-241 Bulb, indicator

2BA 247 015-041
E1 1787



Bulb Type	PY21W
Fitting Position	Right
Indicator Colour	White
Inspection Tag	E1 1787
Light Function	with indicator
Mounting Type	Bayonet
Rated Voltage [V]	24
Supplementary Article/Supplementary Info	<ul style="list-style-type: none"> • with lamp base • with bulb

Spare Parts



1 x 8GA 006 841-241 Bulb, indicator

Light - Indicator

2BA 247 016-031
E1 1788



Bulb Type	PY21W
Fitting Position	Left
Indicator Colour	White
Inspection Tag	E1 1788
Lens Colour	Crystal clear
Light Function	with indicator
Mounting Type	Bayonet
Rated Voltage [V]	24
Supplementary Article/Supplementary Info	with lamp base

Spare Parts



1 x 8GA 006 841-241 Bulb, indicator

2BA 247 016-041
E1 1788



Bulb Type	PY21W
Fitting Position	Right
Indicator Colour	White
Inspection Tag	E1 1788
Lens Colour	Crystal clear
Light Function	with indicator
Mounting Type	Bayonet
Rated Voltage [V]	24
Supplementary Article/Supplementary Info	with lamp base

Spare Parts




1 x 8GA 006 841-241 Bulb, indicator

Light - Indicator


2BM 002 847-011
021094, E1 32692

Repeater flasher lamp, left



Bulb Type	P21W
Fitting Position	<ul style="list-style-type: none"> • Left • Lateral Installation
Housing Colour	Black
Inspection Tag	E1 32692
Lens Colour	Yellow
Light Function	with indicator
Rated Voltage [V]	<ul style="list-style-type: none"> • 12 • 24
Registration Type	<ul style="list-style-type: none"> • E-type checked • SAE checked
Supplementary Article/Supplementary Info	<ul style="list-style-type: none"> • with lamp base • without bulb

Spare Parts

 1 x 9EL 115 830-001 Lens, indicator

Accessories


 1 x 8GA 002 073-121 Bulb

 1 x 8GA 002 073-241 Bulb

Light - Indicator

2BM 002 847-021
021095, E1 32692

Repeater flasher lamp, right



Bulb Type	P21W
Fitting Position	<ul style="list-style-type: none"> • Right • Lateral Installation
Housing Colour	Black
Inspection Tag	E1 32692
Lens Colour	Yellow
Light Function	with indicator
Rated Voltage [V]	<ul style="list-style-type: none"> • 12 • 24
Registration Type	<ul style="list-style-type: none"> • E-type checked • SAE checked
Supplementary Article/Supplementary Info	<ul style="list-style-type: none"> • with lamp base • without bulb

Spare Parts

 1 x 9EL 115 830-001 Lens, indicator

Accessories

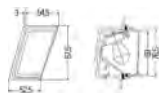
 1 x 8GA 002 073-121 Bulb

 1 x 8GA 002 073-241 Bulb

Light - Indicator

2BM 004 312-051
021161, E1 42669

Repeater flasher lamp, left



Bulb Type	P21W
Fitting Position	<ul style="list-style-type: none"> • Left • Lateral Installation
Inspection Tag	E1 42669
Lens Colour	Yellow
Light Function	with indicator
Mounting Type	Fitting
Rated Voltage [V]	24
Supplementary Article/Supplementary Info	with lamp base

Spare Parts



1 x 9EL 127 855-001 Lens, indicator

Accessories



1 x 8GA 002 073-121 Bulb

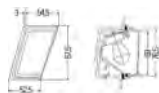


1 x 8GA 002 073-241 Bulb

Light - Indicator

2BM 004 312-061
021162, E1 42669

Repeater flasher lamp, right



Bulb Type	P21W
Fitting Position	<ul style="list-style-type: none"> • Right • Lateral Installation
Inspection Tag	E1 42669
Lens Colour	Yellow
Light Function	with indicator
Mounting Type	Fitting
Rated Voltage [V]	24
Supplementary Article/Supplementary Info	with lamp base

Spare Parts



1 x 9EL 127 856-001 Lens, indicator

Accessories



1 x 8GA 002 073-121 Bulb



1 x 8GA 002 073-241 Bulb

Light - Indicator

2BM 006 692-011
021253, E1 52621

Repeater flasher lamp, left



Bulb Type	P21W
Fitting Position	<ul style="list-style-type: none"> • Left • Lateral Mounting
Inspection Tag	E1 52621
Lens Colour	Yellow
Light Function	with indicator
Mounting Type	mounting
Rated Voltage [V]	12
Supplementary Article/Supplementary Info	with lamp base

Accessories



1 x 8GA 002 073-121 Bulb



1 x 8GA 002 073-241 Bulb

2BM 006 692-021
021254, E1 52621

Repeater flasher lamp, right



Bulb Type	P21W
Fitting Position	<ul style="list-style-type: none"> • Right • Lateral Mounting
Inspection Tag	E1 52621
Lens Colour	Yellow
Light Function	with indicator
Mounting Type	mounting
Rated Voltage [V]	<ul style="list-style-type: none"> • 12 • 24
Supplementary Article/Supplementary Info	with lamp base

Accessories



1 x 8GA 002 073-121 Bulb



1 x 8GA 002 073-241 Bulb

Light - Stop Light

2DA 001 240-341
E1 11551, 022031

HELLA



Bulb Type	P21W
Fitting Position	<ul style="list-style-type: none"> • Left • Right
Inspection Tag	E1 11551
Lens Colour	Red
Light Function	with stop light
Mounting Type	Fitting
Rated Voltage [V]	<ul style="list-style-type: none"> • 12 • 24
Supplementary Article/Supplementary Info	with lamp base
Surface	Chromed

Spare Parts

1 x 9EM 128 229-001 Lens, stop light

Accessories

 1 x 8GA 002 073-121 Bulb

 1 x 8GA 002 073-241 Bulb



MERCEDES-BENZ.....153

Manufacturer - Model	Power	Displ.	Year of Constr.	Remark	Part Number	Page
MERCEDES-BENZ - ACTROS						04/96→
1831, 1831 L	230 kW		04/96→10/02	→10/02; W5W / H4; Left; Number of light functions: 3; without masking frame / without indicator lamp; for vehicles without headlamp levelling	1EH 008 688-011 Headlight	54
1831 AK	230 kW		04/97→10/02			
1831 K	230 kW		04/97→10/02			
1831 S, 1831 LS	230 kW		04/96→10/02	→10/02; W5W / H4; Right; Number of light functions: 3; without masking frame / without indicator lamp; for vehicles without headlamp levelling	1EH 008 688-021 Headlight	55
1835, 1835 L	260 kW		04/96→10/02			
1835 AK	260 kW		04/97→10/02			
1835 K	260 kW		04/97→10/02	→10/02; P21W / W5W / H4; Left; Number of light functions: 4; without masking frame; for vehicles without headlamp levelling	1EH 008 688-031 Headlight	56
1835 S, 1835 LS	260 kW		04/96→10/02			
1840, 1840 L	290 kW		04/96→10/02	→10/02; P21W / W5W / H4; Right; Number of light functions: 4; without masking frame; for vehicles without headlamp levelling	1EH 008 688-041 Headlight	57
1840 AK	290 kW		04/97→10/02			
1840 K	290 kW		04/97→10/02			
1840 S, 1840 LS	290 kW		04/96→10/02	→10/02; W5W / H4; Left; Number of light functions: 4; with motor for headlamp levelling / without masking frame	1EH 008 688-051 Headlight	58
1843, 1843 L	315 kW		04/96→10/02			
1843 AK	315 kW		04/97→10/02			
1843 K	315 kW		04/97→10/02	→10/02; W5W / H4; Right; Number of light functions: 4; with motor for headlamp levelling / without masking frame	1EH 008 688-061 Headlight	59
1843 S, 1843 LS	315 kW		04/96→10/02			
1846 AK	335 kW		04/97→10/03			
1846 S, 1846 LS	335 kW		10/98→	→10/02; H4/H1 / W5W; Left; Number of light functions: 4; without masking frame / without indicator lamp; for vehicles without headlamp levelling	1EH 008 688-071 Headlight	60
1848, 1848 L	350 kW		04/96→10/02			
1848 AK	350 kW		04/97→10/02			
1848 K	350 kW		04/97→10/02	→10/02; H4/H1 / W5W; Right; Number of light functions: 4; without masking frame / without indicator lamp; for vehicles without headlamp levelling	1EH 008 688-081 Headlight	61
1848 S, 1848 LS	350 kW		04/96→10/02			
1850 AK	370 kW		10/97→			
1853, 1853 L	390 kW		04/96→10/02	→10/02; H4/H1 / W5W; Left; Number of light functions: 4; with motor for headlamp levelling / without masking frame / without indicator lamp	1EH 008 688-091 Headlight	62
1853 S, 1853 LS	390 kW		04/96→10/02			
1857 L	420 kW		04/97→10/02			
1857 LS	420 kW		04/97→10/02	→10/02; H4/H1 / W5W; Right; Number of light functions: 4; with motor for headlamp levelling / without masking frame / without indicator lamp	1EH 008 688-101 Headlight	63
2031	230 kW		04/97→10/02			
2031 A	230 kW		04/97→10/02			
2031 AK	230 kW		09/96→10/02	→10/02; W5W / H4; Left; Number of light functions: 3; with motor for headlamp levelling / without masking frame / without indicator lamp; for vehicles with headlamp levelling (electric)	1EJ 008 688-111 Headlight	68
2031 AS	230 kW		04/96→10/02			
2031 K	230 kW		04/97→10/02			
2031 S	230 kW		04/96→10/02			
2035 A	260 kW		04/97→10/02	→10/02; W5W / H4; Right; Number of light functions: 3; with motor for headlamp levelling / without masking frame / without indicator lamp; for vehicles with headlamp levelling (electric)	1EJ 008 688-121 Headlight	69
2035 S	260 kW		04/96→10/02			
2040	290 kW		09/96→10/02			
2040 AK	290 kW		09/96→10/02			
2040 AS	290 kW		04/96→10/02	P21W / R10W; Left; Number of light functions: 5; with lamp base	2VA 004 887-031 Combination Rearlight	99
2040 S	290 kW		04/96→10/02			
2043 AS	315 kW		04/96→10/02	P21W / R10W; Left; Number of light functions: 6; with lamp base	2VB 004 887-011 Combination Rearlight	100
2046 AS	335 kW		10/96→			
2048 AS	350 kW		04/96→10/02	P21W / R10W; Left; Number of light functions: 9; 24 V; with lamp base; with bulbs	2VD 007 500-411 Combination Rearlight	107
2050 AS	370 kW		10/96→			
2053 S	390 kW		04/96→10/02	P21W / R10W; Right; with reverse light / with reflector / with tail light / with indicator / with stop light; Number of light functions: 5; with lamp base	2VP 004 887-021 Combination Rearlight	109
2531, 2531 L	230 kW		09/96→10/02			
2531 LS	230 kW		09/96→10/02			
2535 L	260 kW		09/96→10/02			
2535 LS	260 kW		09/96→10/02	P21W / R10W; Left / Right; Number of light functions: 7; 24 V; with lamp base; with bulbs / without reverse signal	2VP 007 500-421 Combination Rearlight	110
2540, 2540 L	290 kW		09/96→10/02			
2540 LS	290 kW		09/96→10/02			
2543, 2543 L	315 kW		09/96→10/02	P21W / R10W; Left / Right; Number of light functions: 7; 24 V; with lamp base; with bulbs / with reverse alarm	2VP 007 500-521 Combination Rearlight	111
2543 LS	315 kW		09/96→10/02			
2546 LS	335 kW		10/97→			
2548, 2548 L	350 kW		09/96→10/02	+ 1DL 008 609-811 / + 1DL 008 609-831 / + 1LL 008 609-911 ; 24 V	5DV 007 810-171 Ballast, gas discharge lamp	5
2548 LS	350 kW		09/96→10/02			
2553, 2553 L	390 kW		09/96→10/02			
2553 LS	390 kW		09/96→10/02	P21W / R10W; Left; Number of light functions: 5; without lamp base; with screws	9EL 131 420-001 Lens, combination rearlight	86
2557 L	420 kW		09/96→10/02			
2631, 2631 L	230 kW		04/96→10/02			
2631 B	230 kW		04/97→10/02			
2631 K	230 kW		04/97→10/02	Left; Number of light functions: 5; without lamp base; with screws	9EL 134 296-041 Lens, combination rearlight	87
2635, 2635 L	260 kW		04/96→10/02			
2635 B	260 kW		04/97→10/02	Right; Number of light functions: 4; without lamp base; with screws	9EL 134 296-051 Lens, combination rearlight	87
2635 K, 2635 LK	260 kW		04/97→10/02			
2640, 2640 L	290 kW		04/96→10/02			
2640 B	290 kW		04/97→10/02	Left / Right; with number plate light; Number of light functions: 1	9EL 134 301-001 Lens, licence plate light	89
2640 K, 2640 LK	290 kW		04/97→10/02			
2640 S, 2640 LS	290 kW		09/96→10/02	Left / Right; with reflector / with side marker light; Number of light functions: 2	9EL 146 838-001 Lens, combination rearlight	88
2643, 2643 L	315 kW		04/96→10/02			
2643 B	315 kW		04/97→10/02	→10/02; Left; without indicator	9ES 354 366-011 Diffusing Lens, headlight	12
2643 K, 2643 LK	315 kW		04/97→10/02			
2643 S, 2643 LS	315 kW		04/97→10/02	→10/02; Right; without indicator	9ES 354 366-021 Diffusing Lens, headlight	12
2646 B	335 kW		10/97→			
2646 S, 2646 LS	335 kW		10/97→			
2648, 2648 L	350 kW		04/96→10/02			
2648 K, 2648 LK	350 kW		04/97→10/02			
2648 K, 2648 LK	355 kW		10/97→			
2648 S, 2648 LS	350 kW		09/96→10/02			
2648 S, 2648 LS	355 kW		10/97→			
2650 S, 2650 LS	370 kW		10/97→			
2653, 2653 L	390 kW		04/96→10/02			

Manufacturer - Model	Power	Displ.	Year of Constr.	Remark	Part Number	Page
MERCEDES-BENZ - ACTROS						04/96→
2653 K, 2653 LK	390 kW		04/97→10/02	→10/02; W5W / H4; Left; Number of light functions: 3; without masking frame / without indicator lamp; for vehicles without headlamp levelling	1EH 008 688-011 Headlight	54
2653 S, 2653 LS	390 kW		09/96→10/02			
2657 K, 2657 LK	420 kW		04/97→10/02			
2657 L	420 kW		04/97→10/02	→10/02; W5W / H4; Right; Number of light functions: 3; without masking frame / without indicator lamp; for vehicles without headlamp levelling	1EH 008 688-021 Headlight	55
2657 S, 2657 LS	420 kW		04/97→10/02			
3231 B	230 kW		04/97→10/02			
3231 K	230 kW		04/97→10/02	→10/02; P21W / W5W / H4; Left; Number of light functions: 4; without masking frame; for vehicles without headlamp levelling	1EH 008 688-031 Headlight	56
3235	260 kW		04/97→10/02			
3235 B	260 kW		04/97→10/02			
3235 K	260 kW		04/97→10/02	→10/02; P21W / W5W / H4; Right; Number of light functions: 4; without masking frame; for vehicles without headlamp levelling	1EH 008 688-041 Headlight	57
3240	290 kW		04/97→10/02			
3240 B	290 kW		04/97→10/02	→10/02; W5W / H4; Left; Number of light functions: 4; with motor for headlamp levelling / without masking frame	1EH 008 688-051 Headlight	58
3240 K	290 kW		04/97→10/02			
3243	315 kW		04/97→10/02			
3243 B	315 kW		04/97→10/02	→10/02; W5W / H4; Right; Number of light functions: 4; with motor for headlamp levelling / without masking frame	1EH 008 688-061 Headlight	59
3243 K	315 kW		04/97→10/02			
3246 B	335 kW		10/97→			
3246 K	335 kW		10/97→	→10/02; H4/H1 / W5W; Left; Number of light functions: 4; without masking frame / without indicator lamp; for vehicles without headlamp levelling	1EH 008 688-071 Headlight	60
3331	230 kW		04/97→10/02			
3331 A	230 kW		04/97→10/02			
3331 AK	230 kW		04/97→10/02			
3331 AS	230 kW		04/97→10/02	→10/02; H4/H1 / W5W; Right; Number of light functions: 4; without masking frame / without indicator lamp; for vehicles without headlamp levelling	1EH 008 688-081 Headlight	61
3331 B	230 kW		04/97→10/02			
3331 K	230 kW		04/97→10/02			
3331 S	230 kW		04/97→10/02	→10/02; H4/H1 / W5W; Left; Number of light functions: 4; with motor for headlamp levelling / without masking frame / without indicator lamp	1EH 008 688-091 Headlight	62
3335	260 kW		04/97→10/02			
3335 AK	260 kW		10/97→10/03			
3335 B	260 kW		04/97→10/02	→10/02; H4/H1 / W5W; Right; Number of light functions: 4; with motor for headlamp levelling / without masking frame / without indicator lamp	1EH 008 688-101 Headlight	63
3335 K	260 kW		04/97→10/02			
3335 S	260 kW		04/97→10/02			
3336 S	265 kW		10/97→			
3340	290 kW		04/97→10/02	→10/02; W5W / H4; Left; Number of light functions: 3; with motor for headlamp levelling / without masking frame / without indicator lamp; for vehicles with headlamp levelling (electric)	1EJ 008 688-111 Headlight	68
3340 A	290 kW		04/97→10/02			
3340 AK	290 kW		04/97→10/02			
3340 AS	290 kW		04/97→10/02	→10/02; W5W / H4; Right; Number of light functions: 3; with motor for headlamp levelling / without masking frame / without indicator lamp; for vehicles with headlamp levelling (electric)	1EJ 008 688-121 Headlight	69
3340 B	290 kW		04/97→10/02			
3340 K	290 kW		04/97→10/02			
3340 S	290 kW		04/97→10/02	P21W / R10W; Left; Number of light functions: 5; with lamp base	2VA 004 887-031 Combination Rearlight	99
3341 S	300 kW		10/97→			
3343	315 kW		04/97→10/02	P21W / R10W; Left; Number of light functions: 6; with lamp base	2VB 004 887-011 Combination Rearlight	100
3343 AK	315 kW		04/97→10/02			
3343 AS	315 kW		04/97→10/02	P21W / R10W; Left; Number of light functions: 9; 24 V; with lamp base; with bulbs	2VD 007 500-411 Combination Rearlight	107
3343 B	315 kW		04/97→10/02			
3343 K	315 kW		04/97→10/02	P21W / R10W; Right; with reverse light / with reflector / with tail light / with indicator / with stop light; Number of light functions: 5; with lamp base	2VP 004 887-021 Combination Rearlight	109
3343 S	315 kW		04/97→10/02			
2535 LS	335 kW		04/97→10/02			
3346 AK	335 kW		10/97→			
3346 AS	335 kW		10/97→	P21W / R10W; Left / Right; Number of light functions: 7; 24 V; with lamp base; with bulbs / without reverse signal	2VP 007 500-421 Combination Rearlight	110
3346 K	335 kW		10/97→			
3346 S	335 kW		10/97→			
3348	350 kW		04/97→10/02			
3348 AK	350 kW		04/97→10/02	P21W / R10W; Left / Right; Number of light functions: 7; 24 V; with lamp base; with bulbs / with reverse alarm	2VP 007 500-521 Combination Rearlight	111
3348 AS	350 kW		04/97→10/02			
3348 K	350 kW		04/97→10/02	+ 1DL 008 609-811 / + 1DL 008 609-831 / + 1LL 008 609-911 ; 24 V	5DV 007 810-171 Ballast, gas discharge lamp	5
3348 S	350 kW		04/97→10/02			
3350 AK	370 kW		10/97→			
3350 AS	370 kW		10/97→	P21W / R10W; Left; Number of light functions: 5; without lamp base; with screws	9EL 131 420-001 Lens, combination rearlight	86
3350 K	370 kW		10/97→			
3350 S	370 kW		10/97→	P21W / R10W; Right; Number of light functions: 5; without lamp base; with screws	9EL 131 420-011 Lens, combination rearlight	86
3353	390 kW		04/97→10/02			
3353 AS	390 kW		04/97→10/02	Left; Number of light functions: 5; without lamp base; with screws	9EL 134 296-041 Lens, combination rearlight	87
3353 S	390 kW		04/97→10/02			
3357	420 kW		04/97→10/02	Right; Number of light functions: 4; without lamp base; with screws	9EL 134 296-051 Lens, combination rearlight	87
3357 S	420 kW		04/97→10/02			
4140 AK	290 kW		04/97→10/02			
4140 B	290 kW		04/97→10/02	Left / Right; with number plate light; Number of light functions: 1	9EL 134 301-001 Lens, licence plate light	89
4140 K	290 kW		04/97→10/02			
4143 AK	315 kW		04/97→10/02	Left / Right; with reflector / with side marker light; Number of light functions: 2	9EL 146 838-001 Lens, combination rearlight	88
4143 K	315 kW		04/97→10/02			
4146 AK	335 kW		10/97→			
4146 K	335 kW		10/97→	→10/02; Left; without indicator	9ES 354 366-011 Diffusing Lens, headlight	12
4148 AK	350 kW		04/97→10/02			
4148 K	350 kW		04/97→10/02	→10/02; Right; without indicator	9ES 354 366-021 Diffusing Lens, headlight	12
2665 LS	480 kW		10/02→	06/08→ ; W5W / PY21W / H7/ H1; Left; Halogen / FF; Number of light functions: 4; with bulbs / without masking frame; for vehicles without headlamp levelling	1EH 009 513-011 Headlight	64
				06/08→ ; W5W / PY21W / H7/ H1; Right; Halogen / FF; Number of light functions: 4; with bulbs / without masking frame; for vehicles without headlamp levelling	1EH 009 513-021 Headlight	65

Manufacturer - Model	Power	Displ.	Year of Constr.	Remark	Part Number	Page
MERCEDES-BENZ - ACTROS						04/96→
2665 LS	480 kW		10/02→	06/08→ ; W5W / PY21W / H7/ H1; Left; Halogen / FF; Number of light functions: 4; with bulbs / without masking frame; for vehicles with headlamp levelling	1EH 009 513-031 Headlight	66
				06/08→ ; W5W / PY21W / H7/ H1; Right; Halogen / FF; Number of light functions: 4; with bulbs / without masking frame; for vehicles with headlamp levelling	1EH 009 513-041 Headlight	67
				06/08→ ; W5W / PY21W / D1S/H1; Left; Bi-Xenon; Number of light functions: 4; with glow discharge lamp / with bulbs / with pre-selection unit / without masking frame; for vehicles without headlamp levelling / for vehicles with Xenon light	1EL 009 513-211 Headlight	70
				06/08→ ; W5W / PY21W / D1S/H1; Right; Bi-Xenon; Number of light functions: 4; with glow discharge lamp / with bulbs / with pre-selection unit / without masking frame; for vehicles without headlamp levelling / for vehicles with Xenon light	1EL 009 513-221 Headlight	71
				06/08→ ; W5W / PY21W / H7/ H1; Left; Halogen / FF; Number of light functions: 4; with bulbs / without masking frame; for vehicles without headlamp levelling	1LH 009 513-051 Headlight	78
				06/08→ ; W5W / PY21W / H7/ H1; Right; Halogen / FF; Number of light functions: 4; with bulbs / without masking frame; for vehicles without headlamp levelling	1LH 009 513-061 Headlight	79
				06/08→ ; W5W / PY21W / H7/ H1; Left; Halogen / FF; Number of light functions: 4; with bulbs / without masking frame; for vehicles with headlamp levelling	1LH 009 513-071 Headlight	80
				06/08→ ; W5W / PY21W / H7/ H1; Right; Halogen / FF; Number of light functions: 4; with bulbs / without masking frame; for vehicles with headlamp levelling	1LH 009 513-081 Headlight	81
				P21W / R10W; Left; Number of light functions: 5; with lamp base	2VA 004 887-031 Combination Rearlight	99
				P21W / R10W; Left; Number of light functions: 6; with lamp base	2VB 004 887-011 Combination Rearlight	100
				P21W / R10W; Left; Number of light functions: 9; 24 V; with lamp base; with bulbs	2VD 007 500-411 Combination Rearlight	107
				P21W / R10W; Right; with reverse light / with reflector / with tail light / with indicator / with stop light; Number of light functions: 5; with lamp base	2VP 004 887-021 Combination Rearlight	109
				P21W / R10W; Left / Right; Number of light functions: 7; 24 V; with lamp base; with bulbs / without reverse signal	2VP 007 500-421 Combination Rearlight	110
				P21W / R10W; Left / Right; Number of light functions: 7; 24 V; with lamp base; with bulbs / with reverse alarm	2VP 007 500-521 Combination Rearlight	111
				06/08→	5DV 008 856-001 Ballast, gas discharge lamp	5
				06/08→ ; Left; Halogen	9AB 165 229-031 Frame, headlight	13
				06/08→ ; Right; Halogen	9AB 165 230-031 Frame, headlight	13
				P21W / R10W; Left; Number of light functions: 5; without lamp base; with screws	9EL 131 420-001 Lens, combination rearlight	86
				P21W / R10W; Right; Number of light functions: 5; without lamp base; with screws	9EL 131 420-011 Lens, combination rearlight	86
				Left; Number of light functions: 5; without lamp base; with screws	9EL 134 296-041 Lens, combination rearlight	87
				Right; Number of light functions: 4; without lamp base; with screws	9EL 134 296-051 Lens, combination rearlight	87
				Left / Right; with number plate light; Number of light functions: 1	9EL 134 301-001 Lens, licence plate light	89
				Left / Right; with reflector / with side marker light; Number of light functions: 2	9EL 146 838-001 Lens, combination rearlight	88
				06/08→ ; for left-/right-hand traffic; Left; Halogen	9ES 170 064-011 Diffusing Lens, headlight	10
				06/08→ ; for left-/right-hand traffic; Right; Halogen	9ES 170 064-021 Diffusing Lens, headlight	11
MERCEDES-BENZ - ACTROS MP2 / MP3						10/02→
1831 AK	230 kW		04/03→	06/08→ ; W5W / PY21W / H7/ H1; Left; Halogen / FF; Number of light functions: 4; with bulbs / without masking frame; for vehicles without headlamp levelling	1EH 009 513-011 Headlight	64
1831 K	230 kW		04/03→			
1832, L, LL	235 kW		04/03→			
1836 AK	235 kW		04/03→			
1832 LS	235 kW		04/03→			

Manufacturer - Model	Power	Displ.	Year of Constr.	Remark	Part Number	Page
MERCEDES-BENZ - ACTROS MP2 / MP3						10/02→
1835 AK	260 kW		04/03→	06/08→ ; W5W / PY21W / H7/ H1; Right; Halogen / FF; Number of light functions: 4; with bulbs / without masking frame; for vehicles without headlamp levelling	1EH 009 513-021 Headlight	65
1835 K	260 kW		04/03→			
1832, L, LL	265 kW		04/03→			
1836 A	265 kW					
1836 K	265 kW		04/03→	06/08→ ; W5W / PY21W / H7/ H1; Left; Halogen / FF; Number of light functions: 4; with bulbs / without masking frame; for vehicles with headlamp levelling	1EH 009 513-031 Headlight	66
1836 LS	265 kW		04/03→			
1836, L, LL	265 kW		04/03→			
1840 AK	290 kW		04/03→			
1840 K	290 kW		04/03→			
1836, L, LL	300 kW		04/03→	06/08→ ; W5W / PY21W / H7/ H1; Right; Halogen / FF; Number of light functions: 4; with bulbs / without masking frame; for vehicles with headlamp levelling	1EH 009 513-041 Headlight	67
1841 A	300 kW					
1841 K	300 kW		04/03→	06/08→ ; W5W / PY21W / D1S/H1; Left; Bi-Xenon; Number of light functions: 4; with glow discharge lamp / with bulbs / with pre-selection unit / without masking frame; for vehicles without headlamp levelling / for vehicles with Xenon light	1EL 009 513-211 Headlight	70
1841, L, LL	300 kW		04/03→			
1841, L, LL	300 kW		04/03→			
1841, L, LL	320 kW		04/03→			
1844 A	315 - 320 kW		04/03→			
1844 K	315 - 320 kW		04/03→			
1844, L, LL	320 kW		04/03→	06/08→ ; W5W / PY21W / D1S/H1; Right; Bi-Xenon; Number of light functions: 4; with glow discharge lamp / with bulbs / with pre-selection unit / without masking frame; for vehicles without headlamp levelling / for vehicles with Xenon light	1EL 009 513-221 Headlight	71
1846, L, LL	335 kW		04/03→			
1846 A	335 kW		04/03→			
1846 K	335 kW		04/03→			
1846 LS	335 kW		04/03→			
1846 LS, LLS	335 kW		04/03→	06/08→ ; W5W / PY21W / H7/ H1; Left; Halogen / FF; Number of light functions: 4; with bulbs / without masking frame; for vehicles without headlamp levelling	1LH 009 513-051 Headlight	78
1848, L, LL	350 kW		04/03→			
1848, LS, LLS	350 kW		04/03→			
1848 A	350 kW		04/03→			
1848 AK	350 kW		04/03→	06/08→ ; W5W / PY21W / H7/ H1; Right; Halogen / FF; Number of light functions: 4; with bulbs / without masking frame; for vehicles without headlamp levelling	1LH 009 513-061 Headlight	79
1848 K	350 kW		04/03→			
1848 S, LS	350 kW		04/03→			
1850, 1851, L, LL	370 - 375 kW		04/03→	06/08→ ; W5W / PY21W / H7/ H1; Left; Halogen / FF; Number of light functions: 4; with bulbs / without masking frame; for vehicles with headlamp levelling	1LH 009 513-071 Headlight	80
1850, 1851 AK	370 - 375 kW		04/03→			
1850, 1851 K	370 - 375 kW		04/03→			
1850, 1851 LS, LLS	370 - 375 kW		04/03→			
1851 A	370 - 375 kW		04/03→	06/08→ ; W5W / PY21W / H7/ H1; Right; Halogen / FF; Number of light functions: 4; with bulbs / without masking frame; for vehicles with headlamp levelling	1LH 009 513-081 Headlight	81
1850, L, LL	395 - 405 kW		04/03→			
1854, L, LL	395 kW		04/03→			
1854, L	425 kW		04/03→	P21W / R10W; Left; Number of light functions: 5; with lamp base	2VA 004 887-031 Combination Rearlight	99
1858, L	425 kW		10/02→			
2032	230 - 235 kW		04/03→			
2032 A, AE	230 - 235 kW		04/03→	P21W / R10W; Left; Number of light functions: 6; with lamp base	2VB 004 887-011 Combination Rearlight	100
2032 AK	230 - 235 kW		04/03→			
2032 AS	230 - 235 kW		04/03→	P21W / R10W; Left; Number of light functions: 9; 24 V; with lamp base; with bulbs	2VD 007 500-411 Combination Rearlight	107
2032 K	230 - 235 kW		04/03→			
2032 S	230 - 235 kW		04/03→	P21W / R10W; Right; with reverse light / with reflector / with tail light / with indicator / with stop light; Number of light functions: 5; with lamp base	2VP 004 887-021 Combination Rearlight	109
2036	260 - 265 kW		04/03→			
2036 A, AE	260 - 265 kW		04/03→			
2036 AK	260 - 265 kW		04/03→			
2036 AS	260 - 265 kW		04/03→	P21W / R10W; Left / Right; Number of light functions: 7; 24 V; with lamp base; with bulbs / without reverse signal	2VP 007 500-421 Combination Rearlight	110
2036 S	260 - 265 kW		04/03→			
2040	290 kW		10/02→			
2041	290 - 300 kW		04/03→	P21W / R10W; Left / Right; Number of light functions: 7; 24 V; with lamp base; with bulbs / with reverse alarm	2VP 007 500-521 Combination Rearlight	111
2041 AK	290 - 300 kW		04/03→			
2041 AS	290 - 300 kW		04/03→			
2041 K	290 - 300 kW		04/03→	06/08→	5DV 008 856-001 Ballast, gas discharge lamp	5
2041 S	290 - 300 kW		04/03→			
2044	315 - 320 kW		04/03→			
2044 AK	315 - 320 kW		04/03→	06/08→ ; Left; Halogen	9AB 165 229-031 Frame, headlight	13
2044 AS	315 - 320 kW		04/03→			
2044 S	315 - 320 kW		04/03→	06/08→ ; Right; Halogen	9AB 165 230-031 Frame, headlight	13
2046	335 kW		04/03→			
2046 AK	335 kW		04/03→	P21W / R10W; Left; Number of light functions: 5; without lamp base; with screws	9EL 131 420-001 Lens, 86 combination rearlight	
2046 AS	335 kW		04/03→			
2046 S	335 kW		04/03→	P21W / R10W; Right; Number of light functions: 5; without lamp base; with screws	9EL 131 420-011 Lens, 86 combination rearlight	
2048 AK	350 kW		04/03→			
2048 AS	350 kW		04/03→	Left; Number of light functions: 5; without lamp base; with screws	9EL 134 296-041 Lens, 87 combination rearlight	
2050 S	370 kW		04/03→			
2051 AS	375 kW		04/03→	Right; Number of light functions: 4; without lamp base; with screws	9EL 134 296-051 Lens, 87 combination rearlight	
2054 S	395 kW		04/03→			
2532, L, LL	230 - 235 kW		04/03→	Left / Right; with number plate light; Number of light functions: 1	9EL 134 301-001 Lens, 89 licence plate light	
2532 LS	230 - 235 kW		04/03→			
2536, L, LL	260 - 265 kW		04/03→	Left / Right; with reflector / with side marker light; Number of light functions: 2	9EL 146 838-001 Lens, 88 combination rearlight	
2536 LS	260 - 265 kW		04/03→			
2541, L, LL	290 - 300 kW		04/03→			
2541 LS	290 kW		04/03→	06/08→ ; for left-/right-hand traffic; Left; Halogen	9ES 170 064-011 Diffusing Lens, headlight	10
2544, L, LL	315 - 320 kW		04/03→			
2544 LS	315 - 320 kW		04/03→	06/08→ ; for left-/right-hand traffic; Right; Halogen	9ES 170 064-021 Diffusing Lens, headlight	11
2546, L, LL	335 kW		04/03→			
2546 LS	335 kW		04/03→			
2548, L, LL	350 kW		04/03→			
2548 L	350 kW		04/03→			
2548 LS	350 kW		04/03→			

Manufacturer - Model	Power	Displ.	Year of Constr.	Remark	Part Number	Page
MERCEDES-BENZ - ACTROS MP2 / MP3						10/02→
2550, LS	370 kW		04/03→			
2550 LS	370 kW		04/03→			
2551, L, LL	375 kW		04/03→			
2551 LS	375 kW		04/03→			
2553 L	390 kW		04/03→			
2554, L	395 kW		04/03→			
2554 LS	395 kW		04/03→			
2555, L, LL	405 kW		04/03→			
2555 LS	405 kW		09/05→			
2558, L	425 kW		04/03→			
2560, L, LL	440 kW		04/03→			
2631 B	230 kW		04/03→			
2631 K, LK	230 kW		04/03→			
2631 L	230 kW		04/03→			
2631 LS	230 kW		10/02→			
2632, L, LL	235 kW		04/03→			
2632 B	235 kW		04/03→			
2632 K, LK	235 kW		04/03→			
2632 LS	235 kW		04/03→			
2635 B	260 kW		04/03→			
2635 K, LK	260 kW		04/03→			
2635 L	260 kW		04/03→			
2635 LS	260 kW		10/02→			
2636, L, LL	265 kW		04/03→			
2636 B	265 kW		04/03→			
2636 K, LK	265 kW		04/03→			
2636 LS	265 kW		04/03→			
2640 B	290 kW		04/03→			
2640 K, LK	290 kW		04/03→			
2640 L	290 kW		04/03→			
2640 LS	290 kW		10/02→			
2641, L, LL	300 kW		04/03→			
2641 B	300 kW		04/03→			
2641 K, LK	300 kW		04/03→			
2641 S, LS	300 kW		04/03→			
2643 B	315 kW		04/03→			
2643 K, LK	315 kW		04/03→			
2643 L	315 kW		04/03→			
2644, L, LL	320 kW		04/03→			
2644 B	320 kW		04/03→			
2644 K, LK	320 kW		04/03→			
2644 S, LS	315 - 320 kW		04/03→			
2646, L, LL	335 kW		04/03→			
2646 B	335 kW		04/03→			
2646 K, LK	335 kW		04/03→			
2646 S, LS	335 kW		04/03→			
2648 B	350 - 355 kW		04/03→			
2648 K, LK	350 kW		04/03→			
2648 K, LK	350 - 355 kW		04/03→			
2648 L	350 kW		04/03→			
2648 LS	350 kW		10/02→			
2648 S, LS	350 kW		04/03→			
2650, L, 2651, L, LL	370 - 375 kW		04/03→			
2650 K, 2651 K, LK	370 - 375 kW		04/03→			
2650 S, LS	370 kW		04/03→			
2651 L	375 kW		04/03→			
2651 S, LS	375 kW		04/03→			
2653 K, LK	390 kW		04/03→			
2653 L	390 kW		04/03→			
2654, L, 2655, L, LL	395 - 405 kW		04/03→			
2654 K, LK, 2655 K, LK	395 - 405 kW		04/03→			
2654 S, LS	390 - 395 kW		04/03→			
2655 S, LS	405 kW		04/03→			
2658 K, LK	425 kW		04/03→			
2658 L	425 kW		04/03→			
2658 LS	425 kW		04/03→			
2660 LK	440 kW		04/03→			
2665 LS	480 kW		04/03→			
3231 B	230 kW		04/03→			
3231 K, 3232 K	230 - 235 kW		04/03→			
3232 B	235 kW		04/03→			
3235 B	260 kW		04/03→			
3235 K	260 kW		04/03→			
3236 B	265 kW		04/03→			
3236 K	265 kW		04/03→			
3240	290 kW		04/03→			
3240 B	290 kW		04/03→			
3240 K	290 kW		04/03→			
3241	300 kW		04/03→			
3241 B	300 kW		04/03→			
3241 K	300 kW		04/03→			

Manufacturer - Model	Power	Displ.	Year of Constr.	Remark	Part Number	Page
MERCEDES-BENZ - ACTROS MP2 / MP3						10/02→
3243	315 kW		10/02→			
3243 B	315 kW		04/03→			
3243 K	315 kW		04/03→			
3244	320 kW		04/03→			
3244 B	320 kW		04/03→			
3244 K	320 kW		04/03→			
3246	335 kW		04/03→			
3246 B	335 kW		04/03→			
3246 K	335 kW		04/03→			
3248, L	350 kW		04/03→			
3248 B	350 kW		04/03→			
3248 K	350 kW		04/03→			
3250	370 kW		04/03→			
3331, 3332	230 - 235 kW		04/03→			
3331 A, 3332 A	230 - 235 kW		04/03→			
3331 AK, 3332 AK	230 - 235 kW		04/03→			
3331 B	230 kW		04/03→			
3331 K	230 kW		04/03→			
3331 S, 3332 S	230 - 235 kW		04/03→			
3332 AK	235 kW		04/03→			
3332 AKE	235 kW					
3332 AS	235 kW		04/03→			
3332 B	235 kW		04/03→			
3332 K	230 - 235 kW		04/03→			
3335 A	260 kW		04/03→			
3335 B	260 kW		04/03→			
3335 K	260 kW		04/03→			
3336	265 kW		04/03→			
3336 A	265 kW		04/03→			
3336 AK	260 - 265 kW		04/03→			
3336 AKE	260 - 265 kW					
3336 AS	265 kW		04/03→			
3336 B	265 kW		04/03→			
3336 K	260 - 265 kW		04/03→			
3336 K	265 kW		04/03→			
3336 S	265 kW		04/03→			
3339 A	290 kW		04/03→			
3339 AK	290 kW		04/03→			
3339 B	290 kW		04/03→			
3339 K	290 kW		04/03→			
3341	300 kW		04/03→			
3341 A	300 kW		04/03→			
3341 AK	300 kW		04/03→			
3341 AKE	300 kW					
3341 AS	300 kW		04/03→			
3341 B	300 kW		04/03→			
3341 K	300 kW		04/03→			
3341 S	300 kW		04/03→			
3343 AK	315 kW		04/03→			
3343 B	315 kW		04/03→			
3343 K	315 kW		04/03→			
3344	315 - 320 kW		04/03→			
3344 A	315 - 320 kW		04/03→			
3344 AK	320 kW		04/03→			
3344 AKE	320 kW					
3344 AS	320 kW		04/03→			
3344 B	320 kW		04/03→			
3344 K	320 kW		04/03→			
3344 S	320 kW		04/03→			
3346	335 kW		04/03→			
3346 A	335 kW		04/03→			
3346 AK	335 kW		04/03→			
3346 AKE	335 kW					
3346 AS	335 kW		04/03→			
3346 B	335 kW		04/03→			
3346 K	335 kW		04/03→			
3346 S	335 kW		04/03→			
3348	350 kW		04/03→			
3348 A	350 kW		04/03→			
3348 AK	350 kW		04/03→			
3348 AKE	350 kW					
3348 AS	350 kW		04/03→			
3348 B	350 kW		04/03→			
3348 K	350 kW		04/03→			
3348 S	350 kW		04/03→			
3350, 3351	370 - 375 kW		04/03→			
3351 AK	370 - 375 kW		04/03→			
3351 AS	370 - 375 kW		04/03→			
3351 K	370 - 375 kW		04/03→			
3351 S	375 kW		04/03→			
3354, 3355	395 - 405 kW		04/03→			

Manufacturer - Model	Power	Displ.	Year of Constr.	Remark	Part Number	Page
MERCEDES-BENZ - ACTROS MP2 / MP3						10/02→
3355 A	405 kW		04/03→			
3355 AK	405 kW		04/03→			
3355 AS	405 kW		04/03→			
3355 S	405 kW		04/03→			
3358	425 kW		04/03→			
3358 K	425 kW		04/03→			
3360	440 kW		04/03→			
3360 A	440 kW		04/03→			
3360 AK	440 kW		04/03→			
3365 A	480 kW		04/03→			
4140 AK	290 - 300 kW		04/03→			
4140 B	290 kW		04/03→			
4140 K	290 - 300 kW		04/03→			
4141 AK	300 kW		04/03→			
4141 B	300 kW		04/03→			
4141 K	300 kW		04/03→			
4143 AK	315 kW		04/03→			
4143 B	315 kW		04/03→			
4143 K	315 kW		04/03→			
4144 AK	320 kW		04/03→			
4144 B	320 kW		04/03→			
4144 K	320 kW		04/03→			
4144 K	315 - 320 kW		04/03→			
4146 AK	335 kW		04/03→			
4146 B	335 kW		04/03→			
4146 K	335 kW		04/03→			
4148 AK	350 kW		04/03→			
4148 B	350 kW		04/03→			
4148 K	350 kW		04/03→			
4150 AK	370 kW		04/03→			
4150 K	370 kW		04/03→			
4151 AK	375 kW		04/03→			
4151 K	375 kW		04/03→			
4151 K	375 kW		05/05→			
4154 S	395 kW		04/03→			
4155 AK	405 kW		04/03→			
4155 K	405 kW		04/03→			
4160 AK	440 kW		04/03→			
4160 K	440 kW		04/03→			
4160 S	448 kW		10/02→			
4165 AK	480 kW		04/03→			
1836 LS, LLS	265 kW		06/08→	W5W / PY21W / H7/ H1; Left; Halogen / FF; Number of light functions: 4; with bulbs / without masking frame; for vehicles without headlamp levelling	1EH 009 513-011 Headlight	64
1840 LS, LLS	295 kW		06/08→			
1841 AK	300 kW		04/03→			
1843 LS, LLS	315 kW		06/08→			
1855, L, LL	405 kW		06/08→	W5W / PY21W / H7/ H1; Right; Halogen / FF; Number of light functions: 4; with bulbs / without masking frame; for vehicles without headlamp levelling	1EH 009 513-021 Headlight	65
1855 LS, LLS	405 kW		06/08→			
1860 LS	440 kW		06/08→			
2044 K	315 - 320 kW		04/03→	W5W / PY21W / H7/ H1; Left; Halogen / FF; Number of light functions: 4; with bulbs / without masking frame; for vehicles with headlamp levelling	1EH 009 513-031 Headlight	66
2048	350 kW		06/08→			
2048 K	350 kW		04/03→			
2048 S	350 kW		06/08→			
2051 S	375 kW		06/08→	W5W / PY21W / H7/ H1; Right; Halogen / FF; Number of light functions: 4; with bulbs / without masking frame; for vehicles with headlamp levelling	1EH 009 513-041 Headlight	67
2055 S	405 kW		06/08→			
2432 LS	235 kW		06/08→			
2436 LS	265 kW		06/08→	W5W / PY21W / D1S/H1; Left; Bi-Xenon; Number of light functions: 4; with glow discharge lamp / with bulbs / with pre-selection unit / without masking frame; for vehicles without headlamp levelling / for vehicles with Xenon light	1EL 009 513-211 Headlight	70
2441 LS	300 kW		06/08→			
2444 LS	320 kW		06/08→			
2446 LS	335 kW		06/08→			
2448 LS	350 kW		06/08→			
2451 LS	375 kW		06/08→	W5W / PY21W / D1S/H1; Right; Bi-Xenon; Number of light functions: 4; with glow discharge lamp / with bulbs / with pre-selection unit / without masking frame; for vehicles without headlamp levelling / for vehicles with Xenon light	1EL 009 513-221 Headlight	71
2455 LS	405 kW		06/08→			
2460 LS	440 kW		06/08→			
2532 LS	235 kW		06/08→			
2536 L, LL	265 kW		06/08→	W5W / PY21W / H7/ H1; Left; Halogen / FF; Number of light functions: 4; with bulbs / without masking frame; for vehicles without headlamp levelling	1LH 009 513-051 Headlight	78
2536 LS	265 kW		06/08→			
2540 L, LL	295 kW		06/08→			
2541 LS	300 kW		06/08→			
2543 L, LL	315 kW		06/08→			
2544 LS	320 kW		06/08→	W5W / PY21W / H7/ H1; Right; Halogen / FF; Number of light functions: 4; with bulbs / without masking frame; for vehicles without headlamp levelling	1LH 009 513-061 Headlight	79
2546 LS	335 kW		06/08→			
2548 LS	350 kW		06/08→			
2631 LS	230 kW		10/09→	W5W / PY21W / H7/ H1; Left; Halogen / FF; Number of light functions: 4; with bulbs / without masking frame; for vehicles with headlamp levelling	1LH 009 513-071 Headlight	80
2632 LS	235 kW		10/09→			
2635 LS	260 kW		10/09→			
2636 LS	265 kW		10/09→			
2640 LS	290 kW		10/09→	W5W / PY21W / H7/ H1; Right; Halogen / FF; Number of light functions: 4; with bulbs / without masking frame; for vehicles with headlamp levelling	1LH 009 513-081 Headlight	81
2641 LS	300 kW		10/09→			
2643 LS	315 - 320 kW		10/09→			
2646 LS	335 kW		10/09→			
2648, L, LL	350 kW		04/03→			

Manufacturer - Model	Power	Displ.	Year of Constr.	Remark	Part Number	Page
MERCEDES-BENZ - ACTROS MP2 / MP3						10/02→
2648 LS	355 kW		10/09→	P21W / R10W; Left; Number of light functions: 5; with lamp base	2VA 004 887-031 Combination Rearlight	99
2651 LS	375 kW		10/09→			
2653 LS	390 kW		10/09→	P21W / R10W; Left; Number of light functions: 6; with lamp base	2VB 004 887-011 Combination Rearlight	100
2655 LS	405 kW		10/09→			
2660 L, LL	440 kW		05/05→			
2660 S, LS	440 kW		06/08→	P21W / R10W; Left; Number of light functions: 9; 24 V; with lamp base; with bulbs	2VD 007 500-411 Combination Rearlight	107
2732 AE	235 kW		06/08→			
2732 AKE	235 kW		06/08→	P21W / R10W; Right; with reverse light / with reflector / with tail light / with indicator / with stop light; Number of light functions: 5; with lamp base	2VP 004 887-021 Combination Rearlight	109
2736 AE	265 kW		06/08→			
2736 AKE	265 kW		06/08→			
2741 AE	300 kW		06/08→			
2741 AKE	300 kW		06/08→	P21W / R10W; Left / Right; Number of light functions: 7; 24 V; with lamp base; with bulbs / without reverse signal	2VP 007 500-421 Combination Rearlight	110
2744 AE	320 kW		06/08→			
2744 AKE	320 kW		06/08→	P21W / R10W; Left / Right; Number of light functions: 7; 24 V; with lamp base; with bulbs / with reverse alarm	2VP 007 500-521 Combination Rearlight	111
2746 AE	335 kW		06/08→			
2746 AKE	335 kW		06/08→			
2748 AE	350 kW		06/08→		5DV 008 856-001 Ballast, gas discharge lamp	5
2748 AKE	350 kW		06/08→			
3236 L	265 kW		04/03→			
3236 L	265 kW		06/08→	Left; Halogen	9AB 165 229-031 Frame, headlight	13
3241 L	300 kW		06/08→			
3255 L	405 kW		02/09→	Right; Halogen	9AB 165 230-031 Frame, headlight	13
3260 L	440 kW		02/09→			
3350 S	370 kW		06/09→			
3351 A	375 kW		06/08→	P21W / R10W; Left; Number of light functions: 5; without lamp base; with screws	9EL 131 420-001 Lens, combination rearlight	86
3550 S	370 kW		06/09→			
4036 K	265 kW		06/09→	P21W / R10W; Right; Number of light functions: 5; without lamp base; with screws	9EL 131 420-011 Lens, combination rearlight	86
4141	300 kW		06/08→			
4141 B	300 kW		06/08→	Left; Number of light functions: 5; without lamp base; with screws	9EL 134 296-041 Lens, combination rearlight	87
4144 B	320 kW		06/08→			
4146 B	335 kW		06/08→	Right; Number of light functions: 4; without lamp base; with screws	9EL 134 296-051 Lens, combination rearlight	87
4148 B	350 kW		06/08→			
4165 S	480 kW		08/08→	Left / Right; with number plate light; Number of light functions: 1	9EL 134 301-001 Lens, licence plate light	89
4841 K	408 kW		08/09→			
5041 AK	300 kW		06/08→	Left / Right; with reflector / with side marker light; Number of light functions: 2	9EL 146 838-001 Lens, combination rearlight	88
5041 B	300 kW		06/08→			
5041 K	300 kW		06/08→			
5044 AK	320 kW		06/08→	for left-/right-hand traffic; Left; Halogen	9ES 170 064-011 Diffusing Lens, headlight	10
5044 B	320 kW		06/08→			
5044 K	320 kW		06/08→	for left-/right-hand traffic; Right; Halogen	9ES 170 064-021 Diffusing Lens, headlight	11
5046 AK	335 kW		06/08→			
5046 B	335 kW		06/08→			
5046 K	335 kW		06/08→			
5048 AK	350 kW		06/08→			
1860 L, LL	440 kW		05/05→	06/08→ ; W5W / PY21W / H7/ H1; Left; Halogen / FF; Number of light functions: 4; with bulbs / without masking frame; for vehicles without headlamp levelling	1EH 009 513-011 Headlight	64
1861 LS	450 kW		05/05→			
				06/08→ ; W5W / PY21W / H7/ H1; Right; Halogen / FF; Number of light functions: 4; with bulbs / without masking frame; for vehicles without headlamp levelling	1EH 009 513-021 Headlight	65
				06/08→ ; W5W / PY21W / H7/ H1; Left; Halogen / FF; Number of light functions: 4; with bulbs / without masking frame; for vehicles with headlamp levelling	1EH 009 513-031 Headlight	66
				06/08→ ; W5W / PY21W / H7/ H1; Right; Halogen / FF; Number of light functions: 4; with bulbs / without masking frame; for vehicles with headlamp levelling	1EH 009 513-041 Headlight	67
				06/08→ ; W5W / PY21W / D1S/H1; Left; Bi-Xenon; Number of light functions: 4; with glow discharge lamp / with bulbs / with pre-selection unit / without masking frame; for vehicles without headlamp levelling / for vehicles with Xenon light	1EL 009 513-211 Headlight	70
				06/08→ ; W5W / PY21W / D1S/H1; Right; Bi-Xenon; Number of light functions: 4; with glow discharge lamp / with bulbs / with pre-selection unit / without masking frame; for vehicles without headlamp levelling / for vehicles with Xenon light	1EL 009 513-221 Headlight	71
				06/08→ ; W5W / PY21W / H7/ H1; Left; Halogen / FF; Number of light functions: 4; with bulbs / without masking frame; for vehicles without headlamp levelling	1LH 009 513-051 Headlight	78
				06/08→ ; W5W / PY21W / H7/ H1; Right; Halogen / FF; Number of light functions: 4; with bulbs / without masking frame; for vehicles without headlamp levelling	1LH 009 513-061 Headlight	79
				06/08→ ; W5W / PY21W / H7/ H1; Left; Halogen / FF; Number of light functions: 4; with bulbs / without masking frame; for vehicles with headlamp levelling	1LH 009 513-071 Headlight	80

Manufacturer - Model	Power	Displ.	Year of Constr.	Remark	Part Number	Page
MERCEDES-BENZ - ACTROS MP2 / MP3						10/02→
1860 L, LL	440 kW		05/05→	06/08→ ; W5W / PY21W / H7/ H1; Right; Halogen / FF; Number of light functions: 4; with bulbs / without masking frame; for vehicles with headlamp levelling	1LH 009 513-081 Headlight	81
1861 LS	450 kW		05/05→	P21W / R10W; Left; Number of light functions: 5; with lamp base	2VA 004 887-031 Combination Rearlight	99
				P21W / R10W; Left; Number of light functions: 6; with lamp base	2VB 004 887-011 Combination Rearlight	100
				P21W / R10W; Left; Number of light functions: 9; 24 V; with lamp base; with bulbs	2VD 007 500-411 Combination Rearlight	107
				P21W / R10W; Right; with reverse light / with reflector / with tail light / with indicator / with stop light; Number of light functions: 5; with lamp base	2VP 004 887-021 Combination Rearlight	109
				P21W / R10W; Left / Right; Number of light functions: 7; 24 V; with lamp base; with bulbs / without reverse signal	2VP 007 500-421 Combination Rearlight	110
				P21W / R10W; Left / Right; Number of light functions: 7; 24 V; with lamp base; with bulbs / with reverse alarm	2VP 007 500-521 Combination Rearlight	111
				06/08→ ; Left; Halogen	9AB 165 229-031 Frame, headlight	13
				06/08→ ; Right; Halogen	9AB 165 230-031 Frame, headlight	13
				P21W / R10W; Left; Number of light functions: 5; without lamp base; with screws	9EL 131 420-001 Lens, combination rearlight	86
				P21W / R10W; Right; Number of light functions: 5; without lamp base; with screws	9EL 131 420-011 Lens, combination rearlight	86
				Left; Number of light functions: 5; without lamp base; with screws	9EL 134 296-041 Lens, combination rearlight	87
				Right; Number of light functions: 4; without lamp base; with screws	9EL 134 296-051 Lens, combination rearlight	87
				Left / Right; with number plate light; Number of light functions: 1	9EL 134 301-001 Lens, licence plate light	89
				Left / Right; with reflector / with side marker light; Number of light functions: 2	9EL 146 838-001 Lens, combination rearlight	88
				06/08→ ; for left-/right-hand traffic; Left; Halogen	9ES 170 064-011 Diffusing Lens, headlight	10
				06/08→ ; for left-/right-hand traffic; Right; Halogen	9ES 170 064-021 Diffusing Lens, headlight	11
2036 K	260 - 265 kW		04/03→	06/08→ ; W5W / PY21W / H7/ H1; Left; Halogen / FF; Number of light functions: 4; with bulbs / without masking frame; for vehicles without headlamp levelling	1EH 009 513-011 Headlight	64
				06/08→ ; W5W / PY21W / H7/ H1; Right; Halogen / FF; Number of light functions: 4; with bulbs / without masking frame; for vehicles without headlamp levelling	1EH 009 513-021 Headlight	65
				06/08→ ; W5W / PY21W / H7/ H1; Left; Halogen / FF; Number of light functions: 4; with bulbs / without masking frame; for vehicles with headlamp levelling	1EH 009 513-031 Headlight	66
				06/08→ ; W5W / PY21W / H7/ H1; Right; Halogen / FF; Number of light functions: 4; with bulbs / without masking frame; for vehicles with headlamp levelling	1EH 009 513-041 Headlight	67
				06/08→ ; W5W / PY21W / D1S/H1; Left; Bi-Xenon; Number of light functions: 4; with glow discharge lamp / with bulbs / with pre-selection unit / without masking frame; for vehicles without headlamp levelling / for vehicles with Xenon light	1EL 009 513-211 Headlight	70
				06/08→ ; W5W / PY21W / D1S/H1; Right; Bi-Xenon; Number of light functions: 4; with glow discharge lamp / with bulbs / with pre-selection unit / without masking frame; for vehicles without headlamp levelling / for vehicles with Xenon light	1EL 009 513-221 Headlight	71
				06/08→ ; W5W / PY21W / H7/ H1; Left; Halogen / FF; Number of light functions: 4; with bulbs / without masking frame; for vehicles without headlamp levelling	1LH 009 513-051 Headlight	78
				06/08→ ; W5W / PY21W / H7/ H1; Right; Halogen / FF; Number of light functions: 4; with bulbs / without masking frame; for vehicles without headlamp levelling	1LH 009 513-061 Headlight	79
				06/08→ ; W5W / PY21W / H7/ H1; Left; Halogen / FF; Number of light functions: 4; with bulbs / without masking frame; for vehicles with headlamp levelling	1LH 009 513-071 Headlight	80
				06/08→ ; W5W / PY21W / H7/ H1; Right; Halogen / FF; Number of light functions: 4; with bulbs / without masking frame; for vehicles with headlamp levelling	1LH 009 513-081 Headlight	81

Manufacturer - Model	Power	Displ.	Year of Constr.	Remark	Part Number	Page				
MERCEDES-BENZ - ACTROS MP2 / MP3						10/02→				
2036 K	260 - 265 kW		04/03→	P21W / R10W; Left; Number of light functions: 5; with lamp base	2VA 004 887-031 Combination Rearlight	99				
				P21W / R10W; Left; Number of light functions: 6; with lamp base	2VB 004 887-011 Combination Rearlight	100				
				P21W / R10W; Left; Number of light functions: 9; 24 V; with lamp base; with bulbs	2VD 007 500-411 Combination Rearlight	107				
				P21W / R10W; Right; with reverse light / with reflector / with tail light / with indicator / with stop light; Number of light functions: 5; with lamp base	2VP 004 887-021 Combination Rearlight	109				
				P21W / R10W; Left / Right; Number of light functions: 7; 24 V; with lamp base; with bulbs / without reverse signal	2VP 007 500-421 Combination Rearlight	110				
				P21W / R10W; Left / Right; Number of light functions: 7; 24 V; with lamp base; with bulbs / with reverse alarm	2VP 007 500-521 Combination Rearlight	111				
					5DV 008 856-001 Ballast, gas discharge lamp	5				
				Left; Halogen	9AB 165 229-031 Frame, headlight	13				
				Right; Halogen	9AB 165 230-031 Frame, headlight	13				
				P21W / R10W; Left; Number of light functions: 5; without lamp base; with screws	9EL 131 420-001 Lens, combination rearlight	86				
				P21W / R10W; Right; Number of light functions: 5; without lamp base; with screws	9EL 131 420-011 Lens, combination rearlight	86				
				Left; Number of light functions: 5; without lamp base; with screws	9EL 134 296-041 Lens, combination rearlight	87				
				Right; Number of light functions: 4; without lamp base; with screws	9EL 134 296-051 Lens, combination rearlight	87				
				Left / Right; with number plate light; Number of light functions: 1	9EL 134 301-001 Lens, licence plate light	89				
				Left / Right; with reflector / with side marker light; Number of light functions: 2	9EL 146 838-001 Lens, combination rearlight	88				
				for left-/right-hand traffic; Left; Halogen	9ES 170 064-011 Diffusing Lens, headlight	10				
				for left-/right-hand traffic; Right; Halogen	9ES 170 064-021 Diffusing Lens, headlight	11				
				2046 K	335 kW		04/03→	06/08→ ; W5W / PY21W / H7/ H1; Left; Halogen / FF; Number of light functions: 4; with bulbs / without masking frame; for vehicles without headlamp levelling	1EH 009 513-011 Headlight	64
								06/08→ ; W5W / PY21W / H7/ H1; Right; Halogen / FF; Number of light functions: 4; with bulbs / without masking frame; for vehicles without headlamp levelling	1EH 009 513-021 Headlight	65
								06/08→ ; W5W / PY21W / H7/ H1; Left; Halogen / FF; Number of light functions: 4; with bulbs / without masking frame; for vehicles with headlamp levelling	1EH 009 513-031 Headlight	66
06/08→ ; W5W / PY21W / H7/ H1; Right; Halogen / FF; Number of light functions: 4; with bulbs / without masking frame; for vehicles with headlamp levelling	1EH 009 513-041 Headlight	67								
06/08→ ; W5W / PY21W / D1S/H1; Left; Bi-Xenon; Number of light functions: 4; with glow discharge lamp / with bulbs / with pre-selection unit / without masking frame; for vehicles without headlamp levelling / for vehicles with Xenon light	1EL 009 513-211 Headlight	70								
06/08→ ; W5W / PY21W / D1S/H1; Right; Bi-Xenon; Number of light functions: 4; with glow discharge lamp / with bulbs / with pre-selection unit / without masking frame; for vehicles without headlamp levelling / for vehicles with Xenon light	1EL 009 513-221 Headlight	71								
06/08→ ; W5W / PY21W / H7/ H1; Left; Halogen / FF; Number of light functions: 4; with bulbs / without masking frame; for vehicles without headlamp levelling	1LH 009 513-051 Headlight	78								
06/08→ ; W5W / PY21W / H7/ H1; Right; Halogen / FF; Number of light functions: 4; with bulbs / without masking frame; for vehicles without headlamp levelling	1LH 009 513-061 Headlight	79								
06/08→ ; W5W / PY21W / H7/ H1; Left; Halogen / FF; Number of light functions: 4; with bulbs / without masking frame; for vehicles with headlamp levelling	1LH 009 513-071 Headlight	80								
06/08→ ; W5W / PY21W / H7/ H1; Right; Halogen / FF; Number of light functions: 4; with bulbs / without masking frame; for vehicles with headlamp levelling	1LH 009 513-081 Headlight	81								

Manufacturer - Model	Power	Displ.	Year of Constr.	Remark	Part Number	Page
MERCEDES-BENZ - ACTROS MP2 / MP3						10/02→
2046 K	335 kW		04/03→	P21W / R10W; Left; Number of light functions: 5; with lamp base	2VA 004 887-031 Combination Rearlight	99
				P21W / R10W; Left; Number of light functions: 6; with lamp base	2VB 004 887-011 Combination Rearlight	100
				P21W / R10W; Left; Number of light functions: 9; 24 V; with lamp base; with bulbs	2VD 007 500-411 Combination Rearlight	107
				P21W / R10W; Right; with reverse light / with reflector / with tail light / with indicator / with stop light; Number of light functions: 5; with lamp base	2VP 004 887-021 Combination Rearlight	109
				P21W / R10W; Left / Right; Number of light functions: 7; 24 V; with lamp base; with bulbs / without reverse signal	2VP 007 500-421 Combination Rearlight	110
				P21W / R10W; Left / Right; Number of light functions: 7; 24 V; with lamp base; with bulbs / with reverse alarm	2VP 007 500-521 Combination Rearlight	111
					5DV 008 856-001 Ballast, gas discharge lamp	5
				Left; Halogen	9AB 165 229-031 Frame, headlight	13
				Right; Halogen	9AB 165 230-031 Frame, headlight	13
				P21W / R10W; Left; Number of light functions: 5; without lamp base; with screws	9EL 131 420-001 Lens, combination rearlight	86
				P21W / R10W; Right; Number of light functions: 5; without lamp base; with screws	9EL 131 420-011 Lens, combination rearlight	86
				Left; Number of light functions: 5; without lamp base; with screws	9EL 134 296-041 Lens, combination rearlight	87
				Right; Number of light functions: 4; without lamp base; with screws	9EL 134 296-051 Lens, combination rearlight	87
				Left / Right; with number plate light; Number of light functions: 1	9EL 134 301-001 Lens, licence plate light	89
				Left / Right; with reflector / with side marker light; Number of light functions: 2	9EL 146 838-001 Lens, combination rearlight	88
				06/08→ ; for left-/right-hand traffic; Left; Halogen	9ES 170 064-011 Diffusing Lens, headlight	10
				06/08→ ; for left-/right-hand traffic; Right; Halogen	9ES 170 064-021 Diffusing Lens, headlight	11
MERCEDES-BENZ - ATEGO 2						10/04→
1015, 1015 L	112 kW		10/04→	PY21W; Left; Number of light functions: 1; with lamp base	2BA 247 016-031 Indicator	145
1015 K	100 kW		10/04→			
1015 K, 1016 K	112 - 115 kW		10/04→	PY21W; Right; Number of light functions: 1; with lamp base	2BA 247 016-041 Indicator	145
1016, 1016 L	115 kW		10/04→			
1017 AK	125 kW		10/04→			
1017 K, 1018 K	125 - 130 kW		10/04→			
1018, 1018 L	130 kW		10/04→			
1018 A	130 kW		10/04→			
1018 AK	130 kW		10/04→			
1022, 1022 L	160 kW		10/04→			
1022 A	160 kW		10/04→			
1022 AK	160 kW		10/04→			
1022 K	160 kW		10/04→			
1022 KO	160 kW		10/04→			
1023, 1023 L, 1024, 1024 L	170 - 175 kW		10/04→			
1023 A, 1024 A	170 - 175 kW		10/04→			
1024, 1024 L	175 kW		10/04→			
1024 AK	175 kW		10/04→			
1024 K	175 kW		10/04→			
1026, 1026 L	188 kW		10/04→			
1029, 1029 L	210 kW		10/04→			
1118 AF	130 kW		01/11→			
1215, 1215 L, 1216, 1216 L	112 - 115 kW		10/04→			
1216, 1216 L	115 kW		10/04→			
1216 K	115 kW		10/04→			
1218, 1218 L	130 kW		10/04→			
1218 K	130 kW		10/04→			
1222, 1222 L	160 kW		10/04→			
1222 AF	160 kW		10/04→			
1222 F	160 kW		10/04→			
1222 K	160 kW		10/04→			
1223, 1223 L, 1224, 1224 L	170 - 175 kW		10/04→			
1224, 1224 L	175 kW		10/04→			
1224 K	175 kW		10/04→			
1226, 1226 L	188 kW		10/04→			
1226 AF	188 kW		10/04→			
1226 F	188 kW		10/04→			
1228, 1228 L, 1229, 1229 L	205 - 210 kW		10/04→			

Manufacturer - Model	Power	Displ.	Year of Constr.	Remark	Part Number	Page
MERCEDES-BENZ - ATEGO 2						10/04→
1229, 1229 L	210 kW		10/04→	PY21W; Left; Number of light functions: 1; with lamp base	2BA 247 016-031 Indicator	145
1315	110 kW		10/04→			
1318, 1318 L	130 kW		10/04→	PY21W; Right; Number of light functions: 1; with lamp base	2BA 247 016-041 Indicator	145
1318 A	130 kW		10/04→			
1318 AK	130 kW		10/04→			
1318 K	130 kW		10/04→			
1322, 1322 L	160 kW		10/04→			
1322 A	160 kW		10/04→			
1322 AF	160 kW		10/04→			
1322 AK	160 kW		10/04→			
1322 F	160 kW		10/04→			
1322 K	160 kW		10/04→			
1322 LKO	160 kW		10/04→			
1322 LS	160 kW		10/04→			
1323, 1323 L, 1324, 1324 L	170 - 175 kW		10/04→			
1323 A, 1324 A	170 - 175 kW		10/04→			
1323 LS, 1324 LS	170 - 175 kW		10/04→			
1324, 1324 L	175 kW		10/04→			
1324 AK	175 kW		10/04→			
1324 K	170 - 175 kW		10/04→			
1324 LKO	175 kW		10/04→			
1326, 1326 L	188 kW		10/04→			
1326 AF	188 kW		10/04→			
1326 F	188 kW		10/04→			
1326 LS	188 kW		10/04→			
1328, 1328 L, 1329, 1329 L	205 - 210 kW		10/04→			
1328 LS, 1329 LS	205 - 210 kW		10/04→			
1329, 1329 L	210 kW		10/04→			
1329 AF	210 kW		10/04→			
1329 F	210 kW		10/04→			
1418	130 kW		10/04→			
1418 K	130 kW		01/11→			
1419	136 kW		10/04→			
1518, 1518 L	130 kW		10/04→			
1518 A	130 kW		10/04→			
1518 AK	130 kW		10/04→			
1518 K	130 kW		10/04→			
1522, 1522 L	160 kW		10/04→			
1522 A	160 kW		10/04→			
1522 AF	160 kW		10/04→			
1522 AK	160 kW		10/04→			
1522 F	160 kW		10/04→			
1522 K	160 kW		10/04→			
1523, 1523 L, 1524, 1524 L	170 - 175 kW		10/04→			
1523 A, 1524 A	170 - 175 kW		10/04→			
1523 K, 1524 K	175 kW		10/04→			
1524, 1524 L	175 kW		10/04→			
1524 AK	175 kW		10/04→			
1526, 1526 L	188 kW		10/04→			
1526 AF	188 kW		10/04→			
1526 AK	188 kW		10/04→			
1526 K	188 kW		10/04→			
1528, 1528 L, 1529, 1529 L	205 - 210 kW		10/04→			
1529, 1529 L	210 kW		10/04→			
1529 AF	210 kW		10/04→			
1529 AK	210 kW		10/04→			
1529 F	210 kW		10/04→			
1529 K	210 kW		10/04→			
1618	130 kW		10/04→			
1618 K	130 kW		10/04→			
1622	160 kW		10/04→			
1622 K	160 kW		10/04→			
1624	175 kW		10/04→			
1624 K	175 kW		10/04→			
1629	210 kW		10/04→			
1718	130 kW		10/04→			
1718 K	130 kW		01/11→			
1719	136 kW		10/04→			
1722	160 kW		10/04→			
1725	180 kW		10/04→			
1725 A	180 kW		10/06→			
1725 K	180 kW		01/11→			
1725 S	180 kW		01/07→			
1728 S	205 kW		01/07→			
1924 L	175 kW		10/04→			
1926 L	188 kW		10/04→			
1929 L	210 kW		10/04→			
2224 L	175 kW		10/04→			
2226 L	188 kW		10/04→			
2229 L	210 kW		10/04→			
2422	160 kW		10/04→			

Manufacturer - Model	Power	Displ.	Year of Constr.	Remark	Part Number	Page
MERCEDES-BENZ - ATEGO 2						10/04→
2425	180 kW		10/04→	PY21W; Left; Number of light functions: 1; with lamp base	2BA 247 016-031 Indicator	145
2428	205 kW		10/04→			
2529 L	210 kW		10/04→	PY21W; Right; Number of light functions: 1; with lamp base	2BA 247 016-041 Indicator	145
712, 713	90 - 95 kW		10/04→			
715, 715 L, 716, 716 L	112 - 115 kW		10/04→			
812, 813	90 - 95 kW		10/04→			
812 K	90 - 95 kW		10/04→			
815, 815 L, 816, 816 L	112 - 115 kW		10/04→			
815 F	100 kW		10/04→			
815 K, 816 K	112 - 115 kW		10/04→			
816, 816 L	115 kW		10/04→			
818, 818 L	130 kW		10/04→			
818 K	130 kW		10/04→			
822, 822 L	160 kW		10/04→			
822 F	160 kW		10/04→			
822 K	160 kW		10/04→			
823, 823 L, 824, 824 L	170 - 175 kW		10/04→			
824, 824 L	175 kW		10/04→			
824 K	175 kW		10/04→			
826, 826 L	188 kW		10/04→			
829, 829 L	210 kW		10/04→			
915, 915 L, 916, 916 L	112 - 115 kW		10/04→			
915 K	112 kW		10/04→			
916, 916 L	115 kW		10/04→			
916 K	115 kW		10/04→			
918, 918 L	130 kW		10/04→			
918 AF	130 kW		10/04→			
918 K	130 kW		10/04→			
922, 922 L	160 kW		10/04→			
922 AF	160 kW		10/04→			
922 K	160 kW		10/04→			
923, 923 L, 924, 924 L	170 - 175 kW		10/04→			
924, 924 L	175 kW		10/04→			
924 K	175 kW		10/04→			
926, 926 L	188 kW		10/04→			
926 AF	188 kW		10/04→			
929, 929 L	210 kW		10/04→			
MERCEDES-BENZ - ATEGO						01/98→10/04
1014, 1014 L	100 kW		01/98→10/04	H4/H1 / W5W; Left; Number of light functions: 3; without bulbs / without motor for headlamp levelling; for vehicles with headlamp levelling (electric)	1AF 354 370-011 Headlight	32
1014 K	100 kW		01/98→10/04			
1017, 1017 L	125 kW		01/98→10/04	H4/H1 / W5W; Right; Number of light functions: 3; without bulbs / without motor for headlamp levelling; for vehicles with headlamp levelling (electric)	1AF 354 370-021 Headlight	32
1017 A	125 kW		01/98→10/04			
1017 AK	125 kW		01/98→10/04			
1017 K	125 kW		01/98→10/04			
1017 KO, 1018 KO	125 - 130 kW		01/98→10/04			
1023, 1023 L	170 kW		01/98→10/04	W5W / H4; Left; Number of light functions: 2; without bulbs / with motor for headlamp levelling; for vehicles without fog lights	1AF 354 370-031 Headlight	33
1023 AK	170 kW		01/98→10/04			
1023 K	170 kW		01/98→10/04			
1214, 1214 L	100 kW		01/98→10/04	W5W / H4; Right; Number of light functions: 2; without bulbs / with motor for headlamp levelling; for vehicles without fog lights	1AF 354 370-041 Headlight	33
1214 K	100 kW		01/98→10/04			
1215, 1215 L	112 kW		01/98→10/04	H4/H1 / W5W; Left; Number of light functions: 3; without bulbs; for vehicles without headlamp levelling	1AF 354 370-051 Headlight	34
1215 K	112 kW		01/98→10/04			
1217, 1217 L	125 kW		01/98→10/04			
1217 K	125 kW		01/98→10/04			
1217 KO	125 kW		01/98→10/04			
1223, 1223 L	170 kW		01/98→10/04	H4/H1 / W5W; Right; Number of light functions: 3; without bulbs; for vehicles without headlamp levelling	1AF 354 370-061 Headlight	34
1223 K	170 kW		01/98→10/04			
1225 AF	180 kW		01/98→10/04	P21W / R5W; Left; Number of light functions: 9; 12 V / 24 V; with lamp base	2VD 008 204-091 Combination Rearlight	108
1225 F	180 kW		01/98→10/04			
1228, 1228 L	205 kW		01/98→10/04	P21W / R5W; Right; Number of light functions: 8; 12 V / 24 V; with lamp base	2VP 008 204-081 Combination Rearlight	112
1317, 1317 L	125 kW		01/98→10/04			
1317 A	125 kW		01/98→10/04	P21W / R5W; Left / Right; Number of light functions: 5; without lamp base; with screws	9EL 152 891-001 Lens, combination rearlight	89
1317 AK	125 - 130 kW		01/98→10/04			
1317 K	125 kW		01/98→10/04			
1317 KO, 1317 LKO, 1318 KO, 1318 LKO	125 - 130 kW		01/98→10/04			
1323, 1323 L	170 kW		01/98→10/04			
1323 AK	170 kW		01/98→09/04			
1323 K	170 kW		01/98→09/04			
1323 KO, 1323 LKO	170 kW		01/98→10/04			
1323 LS	170 kW		01/98→10/04			
1325 AF	180 kW		01/98→10/04			
1325 F	180 kW		01/98→10/04			
1328, 1328 L	205 kW		01/98→10/04			
1328 AF	205 kW		01/98→10/04			
1328 F	205 kW		01/98→10/04			
1328 LS	205 kW		01/98→10/04			
1517, 1517 L	125 kW		01/98→10/04			
1517 A	125 kW		01/98→10/04			
1517 AK	125 kW		01/98→10/04			

Manufacturer - Model	Power	Displ.	Year of Constr.	Remark	Part Number	Page
MERCEDES-BENZ - ATEGO					01/98→10/04	
1517 K	125 kW		01/98→10/04	H4/H1 / W5W; Left; Number of light functions: 3; without bulbs / without motor for headlamp levelling; for vehicles with headlamp levelling (electric)	1AF 354 370-011 Headlight	32
1523, 1523 L	170 kW		01/98→10/04			
1523 A	170 kW		01/98→10/04			
1523 AK	170 kW		01/98→10/04			
1523 K	170 kW		01/98→10/04	H4/H1 / W5W; Right; Number of light functions: 3; without bulbs / without motor for headlamp levelling; for vehicles with headlamp levelling (electric)	1AF 354 370-021 Headlight	32
1523 KO	170 kW		01/98→10/04			
1525 AF	180 kW		01/98→10/04			
1528, 1528 L	205 kW		01/98→10/04	W5W / H4; Left; Number of light functions: 2; without bulbs / with motor for headlamp levelling; for vehicles without fog lights	1AF 354 370-031 Headlight	33
1528 AF	205 kW		01/98→10/04			
1528 AK	205 kW		01/98→09/04			
1528 F	205 kW		01/98→10/04	W5W / H4; Right; Number of light functions: 2; without bulbs / with motor for headlamp levelling; for vehicles without fog lights	1AF 354 370-041 Headlight	33
1528 K	205 kW		01/98→09/04			
712	90 kW		01/98→10/04			
714, 714 L	100 kW		01/98→10/04	H4/H1 / W5W; Left; Number of light functions: 3; without bulbs; for vehicles without headlamp levelling	1AF 354 370-051 Headlight	34
714 K	100 kW		01/98→10/04			
715,715 L	112 kW		01/98→10/04			
717, 717 L	125 kW		01/98→10/04	H4/H1 / W5W; Right; Number of light functions: 3; without bulbs; for vehicles without headlamp levelling	1AF 354 370-061 Headlight	34
717 K	125 kW		01/98→10/04			
812	90 kW		01/98→10/04			
814, 814 L	100 kW		01/98→10/04	P21W / R5W; Left; Number of light functions: 9; 12 V / 24 V; with lamp base	2VD 008 204-091 Combination Rearlight	108
814 K	100 kW		01/98→10/04			
815,815 L	112 kW		01/98→10/04			
815, 815 L	112 kW		01/98→10/04	P21W / R5W; Right; Number of light functions: 8; 12 V / 24 V; with lamp base	2VP 008 204-081 Combination Rearlight	112
815 F	112 - 115 kW		01/98→10/04			
815 K	112 kW		01/98→10/04	P21W / R5W; Left / Right; Number of light functions: 5; without lamp base; with screws	9EL 152 891-001 Lens, combination rearlight	89
817, 817 L	125 kW		01/98→10/04			
817 K	125 kW		01/98→10/04			
823, 823 L	170 kW		01/98→10/04			
823 K	170 kW		01/98→10/04			
914, 914 L	100 kW		01/98→10/04			
914 K	100 kW		01/98→10/04			
917, 917 L	125 kW		01/98→10/04			
917 AF	125 - 128 kW		01/98→10/04			
917 K	125 kW		01/98→10/04			
923, 923 L	170 kW		01/98→10/04			
923 K	170 kW		01/98→10/04			
925 AF	180 kW		01/98→10/04			
1823, 1823 L	170 kW		01/98→10/04	H4/H1 / W5W; Left; Number of light functions: 3; without bulbs / without motor for headlamp levelling; for vehicles with headlamp levelling (electric)	1AF 354 370-011 Headlight	32
1823 AK	170 kW		04/98→10/04			
1823 K	170 kW		04/98→10/04			
1823 LS	170 kW		04/98→10/04			
1828, 1828 L	205 kW		04/98→10/04	H4/H1 / W5W; Right; Number of light functions: 3; without bulbs / without motor for headlamp levelling; for vehicles with headlamp levelling (electric)	1AF 354 370-021 Headlight	32
1828 A	205 kW		04/98→10/04			
1828 AK	205 kW		04/98→10/04			
1828 K	205 kW		04/98→10/04	W5W / H4; Left; Number of light functions: 2; without bulbs / with motor for headlamp levelling; for vehicles without fog lights	1AF 354 370-031 Headlight	33
1828 LS	205 kW		04/98→10/04			
1923 L	170 kW		04/98→10/04			
1928 L	205 kW		04/98→10/04	W5W / H4; Right; Number of light functions: 2; without bulbs / with motor for headlamp levelling; for vehicles without fog lights	1AF 354 370-041 Headlight	33
2223 L	170 kW		04/98→10/04			
2228 L	205 kW		04/98→10/04			
2523 L	170 kW		04/98→10/04	H4/H1 / W5W; Left; Number of light functions: 3; without bulbs; for vehicles without headlamp levelling	1AF 354 370-051 Headlight	34
2528 L	205 kW		04/98→10/04			
2628	205 kW		04/98→10/04			
2628 B	205 kW		04/98→10/04	H4/H1 / W5W; Right; Number of light functions: 3; without bulbs; for vehicles without headlamp levelling	1AF 354 370-061 Headlight	34
2628 K	205 kW		04/98→10/04			
				W5W / H4; Left; Number of light functions: 3; without masking frame / without indicator lamp; for vehicles without headlamp levelling	1EH 008 688-011 Headlight	54
				W5W / H4; Right; Number of light functions: 3; without masking frame / without indicator lamp; for vehicles without headlamp levelling	1EH 008 688-021 Headlight	55
				P21W / W5W / H4; Left; Number of light functions: 4; without masking frame; for vehicles without headlamp levelling	1EH 008 688-031 Headlight	56
				P21W / W5W / H4; Right; Number of light functions: 4; without masking frame; for vehicles without headlamp levelling	1EH 008 688-041 Headlight	57
				W5W / H4; Left; Number of light functions: 4; with motor for headlamp levelling / without masking frame	1EH 008 688-051 Headlight	58
				W5W / H4; Right; Number of light functions: 4; with motor for headlamp levelling / without masking frame	1EH 008 688-061 Headlight	59
				H4/H1 / W5W; Left; Number of light functions: 4; without masking frame / without indicator lamp; for vehicles without headlamp levelling	1EH 008 688-071 Headlight	60
				H4/H1 / W5W; Right; Number of light functions: 4; without masking frame / without indicator lamp; for vehicles without headlamp levelling	1EH 008 688-081 Headlight	61
				H4/H1 / W5W; Left; Number of light functions: 4; with motor for headlamp levelling / without masking frame / without indicator lamp	1EH 008 688-091 Headlight	62

Manufacturer - Model	Power	Displ.	Year of Constr.	Remark	Part Number	Page
MERCEDES-BENZ - ATEGO					01/98→10/04	
1823, 1823 L	170 kW		01/98→10/04	H4/H1 / W5W; Right; Number of light functions: 4; with motor for headlamp levelling / without masking frame / without indicator lamp	1EH 008 688-101 Headlight	63
1823 AK	170 kW		04/98→10/04			
1823 K	170 kW		04/98→10/04			
1823 LS	170 kW		04/98→10/04	W5W / H4; Left; Number of light functions: 3; with motor for headlamp levelling / without masking frame / without indicator lamp; for vehicles with headlamp levelling (electric)	1EJ 008 688-111 Headlight	68
1828, 1828 L	205 kW		04/98→10/04			
1828 A	205 kW		04/98→10/04			
1828 AK	205 kW		04/98→10/04			
1828 K	205 kW		04/98→10/04	W5W / H4; Right; Number of light functions: 3; with motor for headlamp levelling / without masking frame / without indicator lamp; for vehicles with headlamp levelling (electric)	1EJ 008 688-121 Headlight	69
1828 LS	205 kW		04/98→10/04			
1923 L	170 kW		04/98→10/04			
1928 L	205 kW		04/98→10/04	P21W / R10W; Left; Number of light functions: 5; with lamp base	2VA 004 887-031 Combination Rearlight	99
2223 L	170 kW		04/98→10/04			
2228 L	205 kW		04/98→10/04	P21W / R10W; Left; Number of light functions: 6; with lamp base	2VB 004 887-011 Combination Rearlight	100
2523 L	170 kW		04/98→10/04			
2528 L	205 kW		04/98→10/04	P21W / R10W; Left; Number of light functions: 9; 24 V; with lamp base; with bulbs	2VD 007 500-411 Combination Rearlight	107
2628	205 kW		04/98→10/04			
2628 B	205 kW		04/98→10/04	P21W / R10W; Right; with reverse light / with reflector / with tail light / with indicator / with stop light; Number of light functions: 5; with lamp base	2VP 004 887-021 Combination Rearlight	109
2628 K	205 kW		04/98→10/04			
				P21W / R10W; Left / Right; Number of light functions: 7; 24 V; with lamp base; with bulbs / without reverse signal	2VP 007 500-421 Combination Rearlight	110
				P21W / R10W; Left / Right; Number of light functions: 7; 24 V; with lamp base; with bulbs / with reverse alarm	2VP 007 500-521 Combination Rearlight	111
				+ 1DL 008 609-811 / + 1DL 008 609-831 / + 1LL 008 609-911; 24 V	5DV 007 810-171 Ballast, gas discharge lamp	5
				P21W / R10W; Left; Number of light functions: 5; without lamp base; with screws	9EL 131 420-001 Lens, combination rearlight	86
				P21W / R10W; Right; Number of light functions: 5; without lamp base; with screws	9EL 131 420-011 Lens, combination rearlight	86
				Left; Number of light functions: 5; without lamp base; with screws	9EL 134 296-041 Lens, combination rearlight	87
				Right; Number of light functions: 4; without lamp base; with screws	9EL 134 296-051 Lens, combination rearlight	87
				Left / Right; with reflector / with side marker light; Number of light functions: 2	9EL 146 838-001 Lens, combination rearlight	88
				Left; without indicator	9ES 354 366-011 Diffusing Lens, headlight	12
				Right; without indicator	9ES 354 366-021 Diffusing Lens, headlight	12
MERCEDES-BENZ - AXOR 2					10/04→	
1823, 1823 L, 1824, 1824 L, LL	170 - 175 kW		10/04→	W5W / H7/ H1; Left; Number of light functions: 3; 24 V	1DB 247 011-011 Headlight	37
1823 AK, 1824 AK	170 - 175 kW		10/04→			
1823 K, 1823 KL, 1824 K	170 - 175 kW		10/04→	W5W / H7/ H1; Right; Number of light functions: 3; 24 V	1DB 247 011-021 Headlight	38
1823 LS, 1824 LS	170 - 175 kW		10/04→			
1824 A	170 - 175 kW		10/04→			
1826, 1826 L, LL	188 kW		10/04→	H7/ H1; Left; Number of light functions: 3; 24 V	1LB 247 011-051 Headlight	72
1826 AK	188 kW		10/04→			
1826 K	188 kW		10/04→	H7/ H1; Right; Number of light functions: 3; 24 V	1LB 247 011-061 Headlight	73
1826 LS	188 kW		10/04→			
1828, 1828 L, 1829, 1829 L, LL	205 - 210 kW		10/04→	PY21W; Left; Number of light functions: 1; 24 V; with lamp base / with bulb	2BA 247 015-031 Indicator	144
1828 A, 1829 A	205 - 210 kW		10/04→			
1828 AK, 1829 AK	205 - 210 kW		10/04→	PY21W; Right; Number of light functions: 1; 24 V; with lamp base / with bulb	2BA 247 015-041 Indicator	144
1828 K, 1828 KL, 1829 K	205 - 210 kW		10/04→			
1828 LS	205 kW		10/04→	P21W / R10W; Left; Number of light functions: 9; 24 V; with lamp base; with bulbs	2VD 007 500-411 Combination Rearlight	107
1829 LS	210 kW		10/04→			
1833, 1833 L, LL	240 kW		10/04→	P21W / R10W; Left / Right; Number of light functions: 7; 24 V; with lamp base; with bulbs / without reverse signal	2VP 007 500-421 Combination Rearlight	110
1833 A	240 kW		10/04→			
1833 AK	240 kW		10/04→			
1833 K	240 kW		10/04→			
1833 LS	240 kW		10/04→	P21W / R10W; Left / Right; Number of light functions: 7; 24 V; with lamp base; with bulbs / with reverse alarm	2VP 007 500-521 Combination Rearlight	111
1835 LS	260 kW		01/11→			
1836 LS, LLS	265 kW		10/04→	Left; Number of light functions: 5; without lamp base; with screws	9EL 134 296-041 Lens, combination rearlight	87
1840 LS, LLS	295 kW		10/04→			
1843 LS, LLS	315 kW		10/04→	Right; Number of light functions: 4; without lamp base; with screws	9EL 134 296-051 Lens, combination rearlight	87
1933	240 kW		10/04→			
1933 S	240 kW		01/11→	Left / Right; with number plate light; Number of light functions: 1	9EL 134 301-001 Lens, licence plate light	89
2035 S	260 kW		01/11→			
2040 S	295 kW		01/11→	Left / Right; with reflector / with side marker light; Number of light functions: 2	9EL 146 838-001 Lens, combination rearlight	88
2044 S	315 kW		01/11→			
2436 LS, 2536 LS	265 kW		10/04→			
2440 LS, 2540 LS	295 kW		10/04→	Left	9ES 247 753-001 Diffusing Lens, headlight	11
2443 LS, 2543 LS	315 kW		10/04→			
2523	170 kW		10/04→	Right	9ES 247 754-001 Diffusing Lens, headlight	11
2528 K, 2528 KL	205 kW		01/11→			

Manufacturer - Model	Power	Displ.	Year of Constr.	Remark	Part Number	Page
MERCEDES-BENZ - AXOR 2						10/04→
2528 L, 2529 L	205 - 210 kW		10/04→	W5W / H7/ H1; Left; Number of light functions: 3; 24 V	1DB 247 011-011 Headlight	37
2533, 2533 L	240 kW		10/04→			
2535 L, 2536 L, 2536 LL	260 - 265 kW		10/04→	W5W / H7/ H1; Right; Number of light functions: 3; 24 V	1DB 247 011-021 Headlight	38
2535 S, 2535 LS	260 kW		10/04→			
2540 L, LL	295 kW		10/04→			
2540 S, 2540 LS	295 kW		10/04→	H7/ H1; Left; Number of light functions: 3; 24 V	1LB 247 011-051 Headlight	72
2543 L, LL	315 kW		10/04→			
2543 S, 2543 LS	315 kW		10/04→	H7/ H1; Right; Number of light functions: 3; 24 V	1LB 247 011-061 Headlight	73
2628, 2629	205 - 210 kW		10/04→			
2628 B, 2629 B	205 - 210 kW		10/04→	PY21W; Left; Number of light functions: 1; 24 V; with lamp base / with bulb	2BA 247 015-031 Indicator	144
2628 K, 2629 K	205 - 210 kW		10/04→			
2633	240 kW		10/04→			
2633 B	240 kW		10/04→	PY21W; Right; Number of light functions: 1; 24 V; with lamp base / with bulb	2BA 247 015-041 Indicator	144
2633 K	240 kW		10/04→			
2635 B	260 kW		10/05→			
2636	265 kW		10/04→	P21W / R10W; Left; Number of light functions: 9; 24 V; with lamp base; with bulbs	2VD 007 500-411 Combination Rearlight	107
2636 B	265 kW		10/04→			
2636 K	265 kW		10/04→	P21W / R10W; Left / Right; Number of light functions: 7; 24 V; with lamp base; with bulbs / without reverse signal	2VP 007 500-421 Combination Rearlight	110
2640	295 kW		10/04→			
2640 B	295 kW		10/04→	P21W / R10W; Left / Right; Number of light functions: 7; 24 V; with lamp base; with bulbs / with reverse alarm	2VP 007 500-521 Combination Rearlight	111
2640 K	295 kW		10/04→			
2640 S	295 kW		10/04→			
2643	315 kW		10/04→	Left; Number of light functions: 5; without lamp base; with screws	9EL 134 296-041 Lens, combination rearlight	87
2643 B	315 kW		10/04→			
2643 K	315 kW		10/04→	Right; Number of light functions: 4; without lamp base; with screws	9EL 134 296-051 Lens, combination rearlight	87
2644 S	315 kW		01/11→			
2828 K	205 kW		10/04→	Left / Right; with number plate light; Number of light functions: 1	9EL 134 301-001 Lens, licence plate light	89
2831	225 kW		01/11→			
3028 B	205 kW			Left / Right; with reflector / with side marker light; Number of light functions: 2	9EL 146 838-001 Lens, combination rearlight	88
3028 K	205 kW					
3228	205 kW			Left	9ES 247 753-001 Diffusing Lens, headlight	11
3235	260 kW		10/04→			
3236 B	265 kW		10/04→	Right	9ES 247 754-001 Diffusing Lens, headlight	11
3236 K	265 kW		10/04→			
3240	295 kW		03/05→			
3240 B	295 kW		10/04→			
3240 K	295 kW		10/04→			
3243	315 kW		10/04→			
3243 B	315 kW		10/04→			
3243 K	315 kW		10/04→			
3335	260 kW		10/04→			
3335 B	260 kW		10/04→10/05			
3335 K	260 kW		06/09→			
3335 S	260 kW		09/08→			
3340	295 kW		10/04→			
3340 B	295 kW		10/04→10/05			
3340 K	295 kW		10/04→			
3340 S	295 kW		06/09→			
3343	315 kW		10/04→			
3343 B	315 kW		10/04→			
3343 K	315 kW		01/11→			
3343 S	315 kW		01/11→			
3344 K	315 kW		01/11→			
3535 K	260 kW		06/09→			
4135 B	260 kW		10/05→			
4135 K	260 kW		06/09→			
4140	295 kW		01/11→			
4140 B	295 kW					
4140 K	295 kW		06/09→			
4143 B	315 kW					
4143 K	315 kW					
4143 K	315 kW		06/09→			
4144	315 kW		01/11→			
MERCEDES-BENZ - AXOR						01/02→10/04
1823	170 kW		01/02→10/04	W5W / H4; Left; Number of light functions: 3; without masking frame / without indicator lamp; for vehicles without headlamp levelling	1EH 008 688-011 Headlight	54
1823 K	170 kW		01/02→10/04			
1835 LS	260 kW		01/02→10/04			
1840 LS	295 kW		01/02→10/04	W5W / H4; Right; Number of light functions: 3; without masking frame / without indicator lamp; for vehicles without headlamp levelling	1EH 008 688-021 Headlight	55
1843 LS	315 kW		01/02→10/04			
2523	170 kW		01/02→10/04			
2523 K	170 kW		01/02→10/04	H4/H1 / W5W; Left; Number of light functions: 4; without masking frame / without indicator lamp; for vehicles without headlamp levelling	1EH 008 688-071 Headlight	60
2528	205 kW		01/02→10/04			
2535 LS	260 kW		01/02→10/04	H4/H1 / W5W; Right; Number of light functions: 4; without masking frame / without indicator lamp; for vehicles without headlamp levelling	1EH 008 688-081 Headlight	61
2540 LS	295 kW		01/02→10/04			
2543 LS	315 kW		01/02→10/04			
2623 L	170 kW		01/02→10/04	W5W / H4; Left; Number of light functions: 3; with motor for headlamp levelling / without masking frame / without indicator lamp; for vehicles with headlamp levelling (electric)	1EJ 008 688-111 Headlight	68
2628 B	205 kW		01/02→10/04			
2628 K	205 kW		01/02→10/04			
2628 L	205 kW		01/02→10/04			
3228 C	205 kW		01/02→10/04			

Manufacturer - Model	Power	Displ.	Year of Constr.	Remark	Part Number	Page
MERCEDES-BENZ - AXOR						01/02→10/04
1823	170 kW		01/02→10/04	W5W / H4; Right; Number of light functions: 3; with motor for headlamp levelling / without masking frame / without indicator lamp; for vehicles with headlamp levelling (electric)	1EJ 008 688-121 Headlight	69
1823 K	170 kW		01/02→10/04			
1835 LS	260 kW		01/02→10/04			
1840 LS	295 kW		01/02→10/04			
1843 LS	315 kW		01/02→10/04	P21W / R10W; Left; Number of light functions: 9; 24 V; with lamp base; with bulbs	2VD 007 500-411 Combination Rearlight	107
2523	170 kW		01/02→10/04			
2523 K	170 kW		01/02→10/04	P21W / R10W; Left / Right; Number of light functions: 7; 24 V; with lamp base; with bulbs / without reverse signal	2VP 007 500-421 Combination Rearlight	110
2528	205 kW		01/02→10/04			
2535 LS	260 kW		01/02→10/04			
2540 LS	295 kW		01/02→10/04	P21W / R10W; Left / Right; Number of light functions: 7; 24 V; with lamp base; with bulbs / with reverse alarm	2VP 007 500-521 Combination Rearlight	111
2543 LS	315 kW		01/02→10/04			
2623 L	170 kW		01/02→10/04			
2628 B	205 kW		01/02→10/04	Left; Number of light functions: 5; without lamp base; with screws	9EL 134 296-041 Lens, combination rearlight	87
2628 K	205 kW		01/02→10/04			
2628 L	205 kW		01/02→10/04	Right; Number of light functions: 4; without lamp base; with screws	9EL 134 296-051 Lens, combination rearlight	87
3228 C	205 kW		01/02→10/04			
				Left / Right; with number plate light; Number of light functions: 1	9EL 134 301-001 Lens, licence plate light	89
				Left / Right; with reflector / with side marker light; Number of light functions: 2	9EL 146 838-001 Lens, combination rearlight	88
				Left; without indicator	9ES 354 366-011 Diffusing Lens, headlight	12
				Right; without indicator	9ES 354 366-021 Diffusing Lens, headlight	12
MERCEDES-BENZ - CITARO (O 530)						01/98→
Citaro, Citaro MUE	210 kW			T4W / H1/ H1; Left; Number of light functions: 3; with bulbs / without indicator lamp	1DL 007 859-011 Headlight	39
Citaro BZ	225 kW		01/98→			
Citaro G	185 kW		01/98→	T4W / H1/ H1; Right; Number of light functions: 3; with bulbs / without indicator lamp	1DL 007 859-021 Headlight	40
Citaro G	205 kW		01/99→			
Citaro G, Citaro LÜ	220 kW		01/98→	05/06→ ; T4W / H1/ H1; Left; Number of light functions: 3; with bulbs / without indicator lamp	1DL 007 859-051 Headlight	41
Citaro G, Citaro LÜ	260 kW		01/98→			
Citaro GNG	240 kW		04/00→	05/06→ ; T4W / H1/ H1; Right; Number of light functions: 3; with bulbs / without indicator lamp	1DL 007 859-061 Headlight	42
Citaro N	205 kW		01/99→			
Citaro N	170 kW		01/98→			
Citaro N	180 kW		04/99→	H11; Left; with cornering light / with fog light; Number of light functions: 2	1NA 010 059-011 Fog Light	14
Citaro N	185 kW		01/98→			
Citaro N	205 kW		01/98→	H11; Left; with cornering light / with fog light; Number of light functions: 2	1NA 010 059-013 Fog Light	15
Citaro N, Citaro MUE	220 kW		01/98→			
Citaro N, Citaro MUE	260 kW		01/98→	H11; Right; with cornering light / with fog light; Number of light functions: 2	1NA 010 059-021 Fog Light	15
Citaro N	185 kW		06/00→			
Citaro NG	240 kW		04/00→	H11; Right; with cornering light / with fog light; Number of light functions: 2	1NA 010 059-023 Fog Light	16
				P21W; Left / Lateral Mounting; Yellow; Number of light functions: 1; 12 V; with lamp base	2BM 006 692-011 Indicator	150
				P21W; Right / Lateral Mounting; Yellow; Number of light functions: 1; with lamp base	2BM 006 692-021 Indicator	150
				C5W; Left / Right; Number of light functions: 1; 24 V; with lamp base / with bulb	2KA 001 388-097 Licence Plate Light	119
				P21W; Left / Right; Number of light functions: 1	2NE 003 236-301 Rear Fog Light	127
				P21W; Left / Right; with reverse light; Number of light functions: 1	2ZR 003 236-311 Reverse Light	130
				Number of light functions: 1	9EL 119 544-001 Lens, rear fog light	89
				Left / Right; with reverse light; Number of light functions: 1	9EL 119 544-111 Lens, reverse light	90
MERCEDES-BENZ - CONECTO (O 345)						11/01→
CONECTO 12M	157 kW		11/01→	H7; Left / Right; Illuminated Area [mm]: 90; Number of light functions: 1; 24 V; with bulb	1BL 008 193-011 Insert, headlight	83
CONECTO 12M	210 kW		11/01→			
CONECTO 12M	205 - 210 kW		11/01→	T4W / H7; Left / Right; Illuminated Area [mm]: 90; Manufacturer Restriction: Ref. 12,5; Number of light functions: 2; 24 V; Round; with bulb	1K0 008 191-021 Insert, spotlight	84
CONECTO 12M	220 kW		11/01→			
CONECTO 12M	260 kW		11/01→			
CONECTO 18M	185 kW		11/01→	H7; Ø 90 mm; Clear diffusing lens; Left / Right; Illuminated Area [mm]: 90; Transparent; Number of light functions: 1; 24 V; with bulb	1N0 008 582-011 Fog Light	14
CONECTO 18M	220 kW		11/01→			
CONECTO 18M	260 kW		11/01→			
CONECTO C, H, M, UE	157 kW		11/01→	Front ; PY21W; Left / Right; Crystal clear; Number of light functions: 1; 12 V / 24 V	2BA 008 221-001 Indicator	143
				Lateral Installation ; P21W; Left / Lateral Mounting; Yellow; Number of light functions: 1; 12 V; with lamp base	2BM 006 692-011 Indicator	150
				Lateral Installation ; P21W; Right / Lateral Mounting; Yellow; Number of light functions: 1; with lamp base	2BM 006 692-021 Indicator	150
				P21W; Left / Right; Red; Number of light functions: 1; with lamp base	2NE 003 236-001 Rear Fog Light	126

Manufacturer - Model	Power	Displ.	Year of Constr.	Remark	Part Number	Page
MERCEDES-BENZ - CONECTO (O 345)						11/01→
CONECTO 12M	157 kW		11/01→	P21W; Left / Right; Number of light functions: 1	2NE 003 236-301 Rear	127
CONECTO 12M	210 kW		11/01→		Fog Light	
CONECTO 12M	205 - 210 kW		11/01→	Number of light functions: 1	9EL 119 544-001 Lens,	89
CONECTO 12M	220 kW		11/01→		rear fog light	
CONECTO 12M	260 kW		11/01→			
CONECTO 18M	185 kW		11/01→			
CONECTO 18M	220 kW		11/01→			
CONECTO 18M	260 kW		11/01→			
CONECTO C, H, M, UE	157 kW		11/01→			
CONECTO C, H, M, UE	185 kW		11/01→	H7; Left / Right; Illuminated Area [mm]: 90;	1BL 008 193-011 Insert,	83
CONECTO C, H, M, UE	220 kW		11/01→	Number of light functions: 1; 24 V; with bulb	headlight	
CONECTO C, H, M, UE	260 kW		11/01→	T4W / H7; Left / Right; Illuminated Area [mm]:	1K0 008 191-021 Insert,	84
CONECTO C, H, UE	205 kW		11/01→	90; Manufacturer Restriction: Ref. 12,5; Number of light functions: 2; 24 V; Round; with bulb	spotlight	
				H7; Ø 90 mm; Clear diffusing lens; Left / Right;	1N0 008 582-011 Fog	14
				Illuminated Area [mm]: 90; Transparent; Number of light functions: 1; 24 V; with bulb	Light	
				PY21W; Left / Right; Crystal clear; Number of	2BA 008 221-001	143
				light functions: 1; 12 V / 24 V	Indicator	
				P21W; Left / Lateral Mounting; Yellow; Number	2BM 006 692-011	150
				of light functions: 1; 12 V; with lamp base	Indicator	
				P21W; Right / Lateral Mounting; Yellow; Number	2BM 006 692-021	150
				of light functions: 1; with lamp base	Indicator	
				P21W; Left / Right; Red; Number of light functions:	2NE 003 236-001 Rear	126
				1; with lamp base	Fog Light	
				P21W; Left / Right; Number of light functions: 1	2NE 003 236-301 Rear	127
					Fog Light	
				Number of light functions: 1	9EL 119 544-001 Lens,	89
					rear fog light	
MERCEDES-BENZ - ECONIC						01/98→
1823 L, 1823 LL	170 kW		03/98→	T4W / H1/ H1; Left; Illuminated Area [mm]: 248	1DL 007 872-077	43
1824 L, 1824 LL	175 kW		10/06→	x 117; Manufacturer Restriction: Ref. 27,5;	Headlight	
1828 L	205 kW		10/00→	Number of light functions: 3; with bulbs		
1828 L, 1828 LL	205 kW		03/98→	T4W / H1/ H1; Right; Illuminated Area [mm]:	1DL 007 872-087	43
1828 L, 1828 LL	205 kW			248 x 117; Manufacturer Restriction: Ref. 27,5;	Headlight	
1828 LLS	205 kW			Number of light functions: 3; with bulbs		
1828 LS	205 kW		10/04→	H3; Suspended / Vertical; Left / Right; Illuminated	1NL 008 090-117 Fog	18
1829 L, 1829 LL	210 kW		10/06→	Area [mm]: 40; Transparent; Number of	Light	
1829 LS	210 kW		10/07→	light functions: 1; 24 V; with bulb		
1833 L, 1833 LL	240 kW		10/06→	P21W; Left / Lateral Mounting; Yellow; Number	2BM 006 692-011	150
1833 LS	240 kW		10/07→	of light functions: 1; 12 V; with lamp base	Indicator	
2624 L	175 kW		03/98→	P21W; Right / Lateral Mounting; Yellow; Number	2BM 006 692-021	150
2628 L	205 kW		10/00→	of light functions: 1; with lamp base	Indicator	
2628 L	205 kW		10/01→	P21W / R10W; Left; Number of light functions:	2VD 007 500-411	107
2628 LL	205 kW		01/98→	9; 24 V; with lamp base; with bulbs	Combination Rearlight	
2628 LL	205 kW		03/98→	P21W / R10W; Left / Right; Number of light	2VP 007 500-421	110
2629 L, 2629 LL	210 kW			functions: 7; 24 V; with lamp base; with bulbs /	Combination Rearlight	
2629 L, 2629 LL	210 kW		10/01→	without reverse signal		
2633 L	240 kW		10/01→	P21W / R10W; Left / Right; Number of light	2VP 007 500-521	111
2633 L, 2633 LL	240 kW			functions: 7; 24 V; with lamp base; with bulbs /	Combination Rearlight	
2633 LL	240 kW			with reverse alarm		
3233 L, 3233 LL	240 kW			Left; Number of light functions: 5; without lamp	9EL 134 296-041 Lens,	87
				base; with screws	combination rearlight	
				Right; Number of light functions: 4; without	9EL 134 296-051 Lens,	87
				lamp base; with screws	combination rearlight	
				Left / Right; with number plate light; Number of	9EL 134 301-001 Lens,	89
				light functions: 1	licence plate light	
MERCEDES-BENZ - INTOURO						01/05→
Intouro, Intouro E, Intouro M, Intouro ME	210 kW		01/05→	H7; Left / Right; Illuminated Area [mm]: 90;	1BL 008 193-011 Insert,	83
Intouro, Intouro E, Intouro M, Intouro ME	220 kW		01/05→	Number of light functions: 1; 24 V; with bulb	headlight	
Intouro, Intouro E, Intouro M, Intouro ME	260 kW		01/05→	T4W / H7; Left / Right; Illuminated Area [mm]:	1K0 008 191-021 Insert,	84
Intouro, Intouro E, Intouro M, Intouro ME	300 kW		01/05→	90; Manufacturer Restriction: Ref. 12,5; Number of light functions: 2; 24 V; Round; with bulb	spotlight	
				H7; Ø 90 mm; Clear diffusing lens; Left / Right;	1N0 008 582-011 Fog	14
				Illuminated Area [mm]: 90; Transparent; Number of light functions: 1; 24 V; with bulb	Light	
				PY21W; Left / Right; Crystal clear; Number of	2BA 008 221-001	143
				light functions: 1; 12 V / 24 V	Indicator	
MERCEDES-BENZ - LK/LN2						01/84→12/98
1114,1114 L	95 - 100 kW		01/84→12/98	T4W / H4; Left; Number of light functions: 3;	1AE 003 440-451	24
1114 A	96 - 102 kW		02/87→12/98	without indicator lamp; for vehicles with head-	Headlight	
1114 AK	95 - 100 kW		02/87→12/98	lamp levelling		
1114 K	95 - 100 kW		03/84→12/98	T4W / H4; Right; Number of light functions: 3;	1AE 003 440-461	25
1114 S	95 - 100 kW		03/84→12/98	without indicator lamp; for vehicles with head-	Headlight	
1117,1117 L	116 - 125 kW		01/84→12/98	lamp levelling		
1117 A	116 - 125 kW		06/87→12/98			

Manufacturer - Model	Power	Displ.	Year of Constr.	Remark	Part Number	Page
MERCEDES-BENZ - LK/LN2					01/84→12/98	
1117 AK	125 kW		04/84→12/98	T4W / H4; Left; Halogen; Number of light functions: 3; without indicator lamp; for vehicles without headlamp levelling	1AE 003 440-671 Headlight	30
1117 K	116 - 125 kW		04/84→12/98			
1117 O,1117 LO	116 - 125 kW		01/84→12/98			
1117 S,1117 LS	116 - 125 kW		01/84→12/98	T4W / H4; Right; Halogen; Number of light functions: 3; without indicator lamp; for vehicles without headlamp levelling	1AE 003 440-681 Headlight	31
1120,1120 L	148 - 155 kW		01/84→12/98			
1120 AF	150 - 155 kW		02/87→12/98			
1120 L	125 kW		08/84→12/98	H3; Left / Right; Number of light functions: 1	1ND 122 390-001 Insert, fog light	83
1120 S,1120 LS	148 - 155 kW		01/84→12/98			
1314	95 - 100 kW		07/84→12/98	P21W; Left; Yellow; Number of light functions: 1; with lamp base	2BA 003 975-031 Indicator	141
1314 AK	95 - 100 kW		06/87→12/98			
1314 K	95 - 100 kW		07/84→12/98	P21W; Right; Yellow; Number of light functions: 1; with lamp base	2BA 003 975-041 Indicator	141
1314 KO	95 - 100 kW		07/84→12/98			
1317,1317 L	116 - 125 kW		01/84→12/98	P21W; Left / Lateral Installation; Yellow; Number of light functions: 1; with lamp base	2BM 004 312-051 Indicator	148
1317 AK	116 - 125 kW		08/84→12/98			
1317 K	125 kW		07/84→12/98			
1317 S,1317 LS	116 - 125 kW		01/84→12/98	P21W; Right / Lateral Installation; Yellow; Number of light functions: 1; with lamp base	2BM 004 312-061 Indicator	149
1320,1320 L	125 kW		01/84→12/98			
1320,1320 L	148 - 155 kW		01/84→12/98	K (10W); inner; Number of light functions: 1; 12 V / 24 V; with lamp base / without bulb; with switch	2JA 001 357-002 Interior Light	115
1320 S,1320 LS	148 - 155 kW		01/84→12/98			
1724	170 kW		01/84→12/98			
2020 L	148 - 150 kW		01/84→12/98	K (10W); Interior; Number of light functions: 1; 12 V / 24 V; with lamp base; without switch	2JA 001 357-012 Interior Light	116
2024 L	177 kW		01/84→12/98			
709	63 - 66 kW		03/84→12/98	P21W; Left / Right; Red; Number of light functions: 1; with lamp base	2NE 003 236-001 Rear Fog Light	126
809	63 - 66 kW		03/84→12/98			
809 K	63 - 66 kW		03/84→12/98	Number of light functions: 2	2TJ 003 168-151 Marker Lamp	121
814,814L	95 - 100 kW		01/84→12/98			
814 F	95 - 100 kW		05/86→12/98			
814 K	95 - 100 kW		03/84→12/98	Number of light functions: 2; Quantity: 147	2TJ 003 168-157 Marker Lamp	121
814 O, 814 LO	95 - 100 kW		01/84→12/98			
814 S	95 - 100 kW		03/84→12/98	09/88→; →10/94; P21W / R10W; Left; Number of light functions: 9; 12 V / 24 V; with lamp base	2VD 005 300-551 Combination Rearlight	101
817,817 L	116 - 125 kW		01/84→12/98			
817 F	116 - 125 kW		03/84→12/98	09/88→; →10/94; P21W / R10W; Right; Number of light functions: 9; 12 V / 24 V; with lamp base	2VD 005 300-581 Combination Rearlight	102
817 K	116 - 125 kW		01/86→12/98			
817 S,817 LS	116 - 125 kW		01/84→12/98	Left / Lateral Mounting; Crystal clear; Number of light functions: 1; with lamp base	2XS 004 237-291 Marker Lamp	122
914	95 - 100 kW		03/84→12/98			
914 AK	95 - 100 kW		02/87→12/98	Right / Lateral Mounting; Crystal clear; Number of light functions: 1; with lamp base	2XS 004 237-301 Marker Lamp	122
914 AK	125 kW		02/87→12/98			
914 K	95 - 100 kW		03/84→12/98	P21W; Rear; Number of light functions: 1; 12 V / 24 V; with lamp base / with seal / without bulb	2ZR 003 236-051 Reverse Light	129
914 KO	95 - 100 kW		01/87→12/98			
917 AF	116 - 125 kW		02/87→12/98			
O 1114 ,O 1114 L	95 - 100 kW		01/84→12/98	H4; Left; for right-hand traffic; Halogen	9DE 122 228-011 Reflector, headlight	133
				H4; Right; for right-hand traffic; Halogen	9DE 122 228-021 Reflector, headlight	134
				09/88→; Left; Number of light functions: 5; without lamp base; with screws	9EL 134 296-041 Lens, combination rearlight	87
				09/88→; Right; Number of light functions: 4; without lamp base; with screws	9EL 134 296-051 Lens, combination rearlight	87
				-08/88; P21W / R10W; Left / Right; Number of light functions: 4; without lamp base; with screws	9EL 147 747-001 Lens, combination rearlight	88
				H4; Left; for right-hand traffic; Halogen	9ES 126 471-001 Diffusing Lens, headlight	10
				H4; Right; for right-hand traffic; Halogen	9ES 126 472-001 Diffusing Lens, headlight	10
1117,1117 L	125 kW		03/96→12/98	T4W / H4; Left; Number of light functions: 3; without indicator lamp; for vehicles with headlamp levelling	1AE 003 440-451 Headlight	24
1117 K	125 kW		03/96→12/98			
1117 LO	125 kW		03/96→12/98			
1117 S	125 kW		03/96→12/98	T4W / H4; Right; Number of light functions: 3; without indicator lamp; for vehicles with headlamp levelling	1AE 003 440-461 Headlight	25
1317,1317 L	125 kW		03/96→12/98			
1317 K	125 kW		03/96→12/98			
1317 KO	125 kW		03/96→12/98	T4W / H4; Left; Halogen; Number of light functions: 3; without indicator lamp; for vehicles without headlamp levelling	1AE 003 440-671 Headlight	30
1317 LS	125 kW		03/96→12/98			
1517,1517 L	125 kW		03/96→12/98			
1517 K	125 kW		03/96→12/98	T4W / H4; Right; Halogen; Number of light functions: 3; without indicator lamp; for vehicles without headlamp levelling	1AE 003 440-681 Headlight	31
711	90 kW		03/96→12/98			
811	90 kW		03/96→12/98	H3; Left / Right; Number of light functions: 1	1ND 122 390-001 Insert, fog light	83
811 K	90 kW		03/96→12/98			
814,814L	100 kW		03/96→12/98			
814 F	100 kW		03/96→12/98	P21W; Left; Yellow; Number of light functions: 1; with lamp base	2BA 003 975-031 Indicator	141
814 K	100 kW		03/96→12/98	P21W; Right; Yellow; Number of light functions: 1; with lamp base	2BA 003 975-041 Indicator	141
814 LO	100 kW		03/96→12/98			
814 S	100 kW		03/96→12/98			
817,817 L	125 kW		03/96→12/98	P21W; Left / Lateral Installation; Yellow; Number of light functions: 1; with lamp base	2BM 004 312-051 Indicator	148
817 F	125 kW		03/96→12/98			
817 K	125 kW		03/96→12/98	P21W; Right / Lateral Installation; Yellow; Number of light functions: 1; with lamp base	2BM 004 312-061 Indicator	149
817 LO	125 kW		03/96→12/98			
817 S,817 LS	125 kW		03/96→12/98			
917	125 kW		03/96→12/98	K (10W); inner; Number of light functions: 1; 12 V / 24 V; with lamp base / without bulb; with switch	2JA 001 357-002 Interior Light	115
917 K	125 kW		03/96→12/98			

Manufacturer - Model	Power	Displ.	Year of Constr.	Remark	Part Number	Page
MERCEDES-BENZ - LK/LN2					01/84→12/98	
917 KO	125 kW		03/96→12/98	K (10W); Interior; Number of light functions: 1; 12 V / 24 V; with lamp base; without switch	2JA 001 357-012 Interior Light	116
				P21W; Left / Right; Red; Number of light functions: 1; with lamp base	2NE 003 236-001 Rear Fog Light	126
				Number of light functions: 2	2TJ 003 168-151 Marker Lamp	121
				Number of light functions: 2; Quantity: 147	2TJ 003 168-157 Marker Lamp	121
				Left / Lateral Mounting; Crystal clear; Number of light functions: 1; with lamp base	2XS 004 237-291 Marker Lamp	122
				Right / Lateral Mounting; Crystal clear; Number of light functions: 1; with lamp base	2XS 004 237-301 Marker Lamp	122
				P21W; Rear; Number of light functions: 1; 12 V / 24 V; with lamp base / with seal / without bulb	2ZR 003 236-051 Reverse Light	129
				H4; Left; for right-hand traffic; Halogen	9DE 122 228-011 Reflector, headlight	133
				H4; Right; for right-hand traffic; Halogen	9DE 122 228-021 Reflector, headlight	134
				Left; Number of light functions: 5; without lamp base; with screws	9EL 134 296-041 Lens, combination rearlight	87
				Right; Number of light functions: 4; without lamp base; with screws	9EL 134 296-051 Lens, combination rearlight	87
				H4; Left; for right-hand traffic; Halogen	9ES 126 471-001 Diffusing Lens, headlight	10
				H4; Right; for right-hand traffic; Halogen	9ES 126 472-001 Diffusing Lens, headlight	10
1120 F	150 - 155 kW		02/90→12/98	T4W / H4; Left; Number of light functions: 3; without indicator lamp; for vehicles with headlamp levelling	1AE 003 440-451 Headlight	24
1124 AF	177 kW		03/92→12/98			
1124 F	155 - 177 kW		03/92→12/98	T4W / H4; Right; Number of light functions: 3; without indicator lamp; for vehicles with headlamp levelling	1AE 003 440-461 Headlight	25
1217 KO	125 kW		03/94→12/98			
1317 AK	155 kW		12/92→12/98			
1320 AK	155 kW		12/92→12/98			
1320 L	177 kW		12/92→12/98	T4W / H4; Left; Halogen; Number of light functions: 3; without indicator lamp; for vehicles without headlamp levelling	1AE 003 440-671 Headlight	30
1324 L	150 kW		01/91→12/98			
1514 K	95 - 100 kW		01/89→12/98	T4W / H4; Right; Halogen; Number of light functions: 3; without indicator lamp; for vehicles without headlamp levelling	1AE 003 440-681 Headlight	31
1517 K	116 - 125 kW		01/89→12/98			
711	77 kW		03/94→12/98			
811	77 kW		03/94→12/98	H3; Left / Right; Number of light functions: 1	1ND 122 390-001 Insert, fog light	83
811 K	77 kW		03/94→12/98			
814 F	103 kW		03/94→12/98			
814 K	103 kW		03/94→12/98	P21W; Left; Yellow; Number of light functions: 1; with lamp base	2BA 003 975-031 Indicator	141
814 S	103 kW		03/94→12/98			
917	125 kW		03/94→12/98	P21W; Right; Yellow; Number of light functions: 1; with lamp base	2BA 003 975-041 Indicator	141
917 AK	125 kW		03/94→12/98			
917 K	125 kW		03/94→12/98	P21W; Left / Lateral Installation; Yellow; Number of light functions: 1; with lamp base	2BM 004 312-051 Indicator	148
917 KO	125 kW		03/94→12/98	P21W; Right / Lateral Installation; Yellow; Number of light functions: 1; with lamp base	2BM 004 312-061 Indicator	149
				K (10W); inner; Number of light functions: 1; 12 V / 24 V; with lamp base / without bulb; with switch	2JA 001 357-002 Interior Light	115
				K (10W); Interior; Number of light functions: 1; 12 V / 24 V; with lamp base; without switch	2JA 001 357-012 Interior Light	116
				P21W; Left / Right; Red; Number of light functions: 1; with lamp base	2NE 003 236-001 Rear Fog Light	126
				Number of light functions: 2	2TJ 003 168-151 Marker Lamp	121
				Number of light functions: 2; Quantity: 147	2TJ 003 168-157 Marker Lamp	121
				→10/94; P21W / R10W; Left; Number of light functions: 9; 12 V / 24 V; with lamp base	2VD 005 300-551 Combination Rearlight	101
				→10/94; P21W / R10W; Right; Number of light functions: 9; 12 V / 24 V; with lamp base	2VD 005 300-581 Combination Rearlight	102
				Left / Lateral Mounting; Crystal clear; Number of light functions: 1; with lamp base	2XS 004 237-291 Marker Lamp	122
				Right / Lateral Mounting; Crystal clear; Number of light functions: 1; with lamp base	2XS 004 237-301 Marker Lamp	122
				P21W; Rear; Number of light functions: 1; 12 V / 24 V; with lamp base / with seal / without bulb	2ZR 003 236-051 Reverse Light	129
				H4; Left; for right-hand traffic; Halogen	9DE 122 228-011 Reflector, headlight	133
				H4; Right; for right-hand traffic; Halogen	9DE 122 228-021 Reflector, headlight	134
				Left; Number of light functions: 5; without lamp base; with screws	9EL 134 296-041 Lens, combination rearlight	87

Manufacturer - Model	Power	Displ.	Year of Constr.	Remark	Part Number	Page
MERCEDES-BENZ - LK/LN2					01/84→12/98	
1120 F	150 - 155 kW		02/90→12/98	Right; Number of light functions: 4; without lamp base; with screws	9EL 134 296-051 Lens, combination rearlight	87
1124 AF	177 kW		03/92→12/98			
1124 F	155 - 177 kW		03/92→12/98	H4; Left; for right-hand traffic; Halogen	9ES 126 471-001 Diffusing Lens, headlight	10
1217 KO	125 kW		03/94→12/98			
1317 AK	155 kW		12/92→12/98			
1320 AK	155 kW		12/92→12/98	H4; Right; for right-hand traffic; Halogen	9ES 126 472-001 Diffusing Lens, headlight	10
1320 L	177 kW		12/92→12/98			
1324 L	150 kW		01/91→12/98			
1514 K	95 - 100 kW		01/89→12/98			
1517 K	116 - 125 kW		01/89→12/98			
711	77 kW		03/94→12/98			
811	77 kW		03/94→12/98			
811 K	77 kW		03/94→12/98			
814 F	103 kW		03/94→12/98			
814 K	103 kW		03/94→12/98			
814 S	103 kW		03/94→12/98			
917	125 kW		03/94→12/98			
917 AK	125 kW		03/94→12/98			
917 K	125 kW		03/94→12/98			
917 KO	125 kW		03/94→12/98			
1120 O, 1120 LO	150 - 155 kW		01/84→12/98	T4W / H4; Left; Number of light functions: 3; without indicator lamp; for vehicles with headlamp levelling	1AE 003 440-451 Headlight	24
1214 A	100 kW		01/84→12/98			
1324, 1324 L	170 - 177 kW		01/84→12/98			
1324 S, 1324 LS	170 - 177 kW		01/84→12/98	T4W / H4; Right; Number of light functions: 3; without indicator lamp; for vehicles with headlamp levelling	1AE 003 440-461 Headlight	25
1514, 1514 L	95 - 100 kW		01/84→12/98			
1517, 1517 L	116 - 125 kW		01/84→12/98			
1524, 1524 L	170 - 177 kW		01/84→12/98	T4W / H4; Left; Halogen; Number of light functions: 3; without indicator lamp; for vehicles without headlamp levelling	1AE 003 440-671 Headlight	30
814, 814 L	103 kW		01/84→12/98			
817 O, 817 LO	116 - 125 kW		01/84→12/98	T4W / H4; Right; Halogen; Number of light functions: 3; without indicator lamp; for vehicles without headlamp levelling	1AE 003 440-681 Headlight	31
O 814, O 814 L	103 kW		01/84→12/98			
				H3; Left / Right; Number of light functions: 1	1ND 122 390-001 Insert, fog light	83
				P21W; Left; Yellow; Number of light functions: 1; with lamp base	2BA 003 975-031 Indicator	141
				P21W; Right; Yellow; Number of light functions: 1; with lamp base	2BA 003 975-041 Indicator	141
				P21W; Left / Lateral Installation; Yellow; Number of light functions: 1; with lamp base	2BM 004 312-051 Indicator	148
				P21W; Right / Lateral Installation; Yellow; Number of light functions: 1; with lamp base	2BM 004 312-061 Indicator	149
				K (10W); inner; Number of light functions: 1; 12 V / 24 V; with lamp base / without bulb; with switch	2JA 001 357-002 Interior Light	115
				K (10W); Interior; Number of light functions: 1; 12 V / 24 V; with lamp base; without switch	2JA 001 357-012 Interior Light	116
				P21W; Left / Right; Red; Number of light functions: 1; with lamp base	2NE 003 236-001 Rear Fog Light	126
				Number of light functions: 2	2TJ 003 168-151 Marker Lamp	121
				Number of light functions: 2; Quantity: 147	2TJ 003 168-157 Marker Lamp	121
				→10/94; P21W / R10W; Left; Number of light functions: 9; 12 V / 24 V; with lamp base	2VD 005 300-551 Combination Rearlight	101
				→10/94; P21W / R10W; Right; Number of light functions: 9; 12 V / 24 V; with lamp base	2VD 005 300-581 Combination Rearlight	102
				Left / Lateral Mounting; Crystal clear; Number of light functions: 1; with lamp base	2XS 004 237-291 Marker Lamp	122
				Right / Lateral Mounting; Crystal clear; Number of light functions: 1; with lamp base	2XS 004 237-301 Marker Lamp	122
				P21W; Rear; Number of light functions: 1; 12 V / 24 V; with lamp base / with seal / without bulb	2ZR 003 236-051 Reverse Light	129
				H4; Left; for right-hand traffic; Halogen	9DE 122 228-011 Reflector, headlight	133
				H4; Right; for right-hand traffic; Halogen	9DE 122 228-021 Reflector, headlight	134
				09/88→; Left; Number of light functions: 5; without lamp base; with screws	9EL 134 296-041 Lens, combination rearlight	87
				09/88→; Right; Number of light functions: 4; without lamp base; with screws	9EL 134 296-051 Lens, combination rearlight	87
				→08/88; P21W / R10W; Left / Right; Number of light functions: 4; without lamp base; with screws	9EL 147 747-001 Lens, combination rearlight	88
				H4; Left; for right-hand traffic; Halogen	9ES 126 471-001 Diffusing Lens, headlight	10
				H4; Right; for right-hand traffic; Halogen	9ES 126 472-001 Diffusing Lens, headlight	10

Manufacturer - Model	Power	Displ.	Year of Constr.	Remark	Part Number	Page
MERCEDES-BENZ - LK/LN2					01/84→12/98	
1317 KO	116 - 125 kW		03/94→12/98	T4W / H4; Left; Number of light functions: 3; without indicator lamp; for vehicles with headlamp levelling	1AE 003 440-451 Headlight	24
				T4W / H4; Right; Number of light functions: 3; without indicator lamp; for vehicles with headlamp levelling	1AE 003 440-461 Headlight	25
				T4W / H4; Left; Halogen; Number of light functions: 3; without indicator lamp; for vehicles without headlamp levelling	1AE 003 440-671 Headlight	30
				T4W / H4; Right; Halogen; Number of light functions: 3; without indicator lamp; for vehicles without headlamp levelling	1AE 003 440-681 Headlight	31
				H3; Left / Right; Number of light functions: 1	1ND 122 390-001 Insert, fog light	83
				P21W; Left; Yellow; Number of light functions: 1; with lamp base	2BA 003 975-031 Indicator	141
				P21W; Right; Yellow; Number of light functions: 1; with lamp base	2BA 003 975-041 Indicator	141
				P21W; Left / Lateral Installation; Yellow; Number of light functions: 1; with lamp base	2BM 004 312-051 Indicator	148
				P21W; Right / Lateral Installation; Yellow; Number of light functions: 1; with lamp base	2BM 004 312-061 Indicator	149
				K (10W); inner; Number of light functions: 1; 12 V / 24 V; with lamp base / without bulb; with switch	2JA 001 357-002 Interior Light	115
				K (10W); Interior; Number of light functions: 1; 12 V / 24 V; with lamp base; without switch	2JA 001 357-012 Interior Light	116
				P21W; Left / Right; Red; Number of light functions: 1; with lamp base	2NE 003 236-001 Rear Fog Light	126
				Number of light functions: 2	2TJ 003 168-151 Marker Lamp	121
				Number of light functions: 2; Quantity: 147	2TJ 003 168-157 Marker Lamp	121
				→10/94; P21W / R10W; Left; Number of light functions: 9; 12 V / 24 V; with lamp base	2VD 005 300-551 Combination Rearlight	101
				→10/94; P21W / R10W; Right; Number of light functions: 9; 12 V / 24 V; with lamp base	2VD 005 300-581 Combination Rearlight	102
				Left / Lateral Mounting; Crystal clear; Number of light functions: 1; with lamp base	2XS 004 237-291 Marker Lamp	122
				Right / Lateral Mounting; Crystal clear; Number of light functions: 1; with lamp base	2XS 004 237-301 Marker Lamp	122
				P21W; Rear; Number of light functions: 1; 12 V / 24 V; with lamp base / with seal / without bulb	2ZR 003 236-051 Reverse Light	129
				H4; Left; for right-hand traffic; Halogen	9DE 122 228-011 Reflector, headlight	133
				H4; Right; for right-hand traffic; Halogen	9DE 122 228-021 Reflector, headlight	134
				09/88→; Left; Number of light functions: 5; without lamp base; with screws	9EL 134 296-041 Lens, combination rearlight	87
				09/88→; Right; Number of light functions: 4; without lamp base; with screws	9EL 134 296-051 Lens, combination rearlight	87
				H4; Left; for right-hand traffic; Halogen	9ES 126 471-001 Diffusing Lens, headlight	10
				H4; Right; for right-hand traffic; Halogen	9ES 126 472-001 Diffusing Lens, headlight	10
1520,1520 L	150 - 155 kW		01/84→12/98	T4W / H4; Left; Number of light functions: 3; without indicator lamp; for vehicles with headlamp levelling	1AE 003 440-451 Headlight	24
				T4W / H4; Right; Number of light functions: 3; without indicator lamp; for vehicles with headlamp levelling	1AE 003 440-461 Headlight	25
				T4W / H4; Left; Halogen; Number of light functions: 3; without indicator lamp; for vehicles without headlamp levelling	1AE 003 440-671 Headlight	30
				T4W / H4; Right; Halogen; Number of light functions: 3; without indicator lamp; for vehicles without headlamp levelling	1AE 003 440-681 Headlight	31
				H3; Left / Right; Number of light functions: 1	1ND 122 390-001 Insert, fog light	83
				P21W; Left; Yellow; Number of light functions: 1; with lamp base	2BA 003 975-031 Indicator	141
				P21W; Right; Yellow; Number of light functions: 1; with lamp base	2BA 003 975-041 Indicator	141
				P21W; Left / Lateral Installation; Yellow; Number of light functions: 1; with lamp base	2BM 004 312-051 Indicator	148
				P21W; Right / Lateral Installation; Yellow; Number of light functions: 1; with lamp base	2BM 004 312-061 Indicator	149

Manufacturer - Model	Power	Displ.	Year of Constr.	Remark	Part Number	Page
MERCEDES-BENZ - LK/LN2					01/84→12/98	
1520,1520 L	150 - 155 kW		01/84→12/98	K (10W); inner; Number of light functions: 1; 12 V / 24 V; with lamp base / without bulb; with switch	2JA 001 357-002 Interior Light	115
				K (10W); Interior; Number of light functions: 1; 12 V / 24 V; with lamp base; without switch	2JA 001 357-012 Interior Light	116
				P21W; Left / Right; Red; Number of light functions: 1; with lamp base	2NE 003 236-001 Rear Fog Light	126
				Number of light functions: 2	2TJ 003 168-151 Marker Lamp	121
				Number of light functions: 2; Quantity: 147	2TJ 003 168-157 Marker Lamp	121
				→10/94; P21W / R10W; Left; Number of light functions: 9; 12 V / 24 V; with lamp base	2VD 005 300-551 Combination Rearlight	101
				09/88→; →10/94; P21W / R10W; Left; Number of light functions: 9; 12 V / 24 V; with lamp base	2VD 005 300-551 Combination Rearlight	101
				→10/94; P21W / R10W; Right; Number of light functions: 9; 12 V / 24 V; with lamp base	2VD 005 300-581 Combination Rearlight	102
				09/88→; →10/94; P21W / R10W; Right; Number of light functions: 9; 12 V / 24 V; with lamp base	2VD 005 300-581 Combination Rearlight	102
				Left / Lateral Mounting; Crystal clear; Number of light functions: 1; with lamp base	2XS 004 237-291 Marker Lamp	122
				Right / Lateral Mounting; Crystal clear; Number of light functions: 1; with lamp base	2XS 004 237-301 Marker Lamp	122
				P21W; Rear; Number of light functions: 1; 12 V / 24 V; with lamp base / with seal / without bulb	2ZR 003 236-051 Reverse Light	129
				H4; Left; for right-hand traffic; Halogen	9DE 122 228-011 Reflector, headlight	133
				H4; Right; for right-hand traffic; Halogen	9DE 122 228-021 Reflector, headlight	134
				09/88→; Left; Number of light functions: 5; without lamp base; with screws	9EL 134 296-041 Lens, combination rearlight	87
				09/88→; Right; Number of light functions: 4; without lamp base; with screws	9EL 134 296-051 Lens, combination rearlight	87
				→08/88; P21W / R10W; Left / Right; Number of light functions: 4; without lamp base; with screws	9EL 147 747-001 Lens, combination rearlight	88
				H4; Left; for right-hand traffic; Halogen	9ES 126 471-001 Diffusing Lens, headlight	10
				H4; Right; for right-hand traffic; Halogen	9ES 126 472-001 Diffusing Lens, headlight	10
709 K	63 - 66 kW		03/84→10/90	T4W / H4; Left; Number of light functions: 3; without indicator lamp; for vehicles with headlamp levelling	1AE 003 440-451 Headlight	24
				T4W / H4; Right; Number of light functions: 3; without indicator lamp; for vehicles with headlamp levelling	1AE 003 440-461 Headlight	25
				T4W / H4; Left; Halogen; Number of light functions: 3; without indicator lamp; for vehicles without headlamp levelling	1AE 003 440-671 Headlight	30
				T4W / H4; Right; Halogen; Number of light functions: 3; without indicator lamp; for vehicles without headlamp levelling	1AE 003 440-681 Headlight	31
				H3; Left / Right; Number of light functions: 1	1ND 122 390-001 Insert, fog light	83
				P21W; Left; Yellow; Number of light functions: 1; with lamp base	2BA 003 975-031 Indicator	141
				P21W; Right; Yellow; Number of light functions: 1; with lamp base	2BA 003 975-041 Indicator	141
				P21W; Left / Lateral Installation; Yellow; Number of light functions: 1; with lamp base	2BM 004 312-051 Indicator	148
				P21W; Right / Lateral Installation; Yellow; Number of light functions: 1; with lamp base	2BM 004 312-061 Indicator	149
				K (10W); inner; Number of light functions: 1; 12 V / 24 V; with lamp base / without bulb; with switch	2JA 001 357-002 Interior Light	115
				K (10W); Interior; Number of light functions: 1; 12 V / 24 V; with lamp base; without switch	2JA 001 357-012 Interior Light	116
				P21W; Left / Right; Red; Number of light functions: 1; with lamp base	2NE 003 236-001 Rear Fog Light	126
				Number of light functions: 2	2TJ 003 168-151 Marker Lamp	121
				Number of light functions: 2; Quantity: 147	2TJ 003 168-157 Marker Lamp	121
				09/88→; P21W / R10W; Left; Number of light functions: 9; 12 V / 24 V; with lamp base	2VD 005 300-551 Combination Rearlight	101

Manufacturer - Model	Power	Displ.	Year of Constr.	Remark	Part Number	Page
MERCEDES-BENZ - LK/LN2					01/84→12/98	
709 K	63 - 66 kW		03/84→10/90	09/88→ ; P21W / R10W; Right; Number of light functions: 9; 12 V / 24 V; with lamp base	2VD 005 300-581 Combination Rearlight	102
				Left / Lateral Mounting; Crystal clear; Number of light functions: 1; with lamp base	2XS 004 237-291 Marker Lamp	122
				Right / Lateral Mounting; Crystal clear; Number of light functions: 1; with lamp base	2XS 004 237-301 Marker Lamp	122
				P21W; Rear; Number of light functions: 1; 12 V / 24 V; with lamp base / with seal / without bulb	2ZR 003 236-051 Reverse Light	129
				H4; Left; for right-hand traffic; Halogen	9DE 122 228-011 Reflector, headlight	133
				H4; Right; for right-hand traffic; Halogen	9DE 122 228-021 Reflector, headlight	134
				09/88→ ; Left; Number of light functions: 5; without lamp base; with screws	9EL 134 296-041 Lens, combination rearlight	87
				09/88→ ; Right; Number of light functions: 4; without lamp base; with screws	9EL 134 296-051 Lens, combination rearlight	87
				→08/88 ; P21W / R10W; Left / Right; Number of light functions: 4; without lamp base; with screws	9EL 147 747-001 Lens, combination rearlight	88
				H4; Left; for right-hand traffic; Halogen	9ES 126 471-001 Diffusing Lens, headlight	10
				H4; Right; for right-hand traffic; Halogen	9ES 126 472-001 Diffusing Lens, headlight	10
MERCEDES-BENZ - LP					09/63→	
LP 1013	124 kW		11/76→12/84	→10/77 ; T4W / H4; Left; Halogen; Manufacturer Restriction: Ref. 20; Number of light functions: 3	1AE 001 103-031 Headlight	22
LP 1013, LPL 1013	96 kW		11/76→12/84	→10/77 ; T4W / H4; Right; Halogen; Manufacturer Restriction: Ref. 20; Number of light functions: 3	1AE 001 103-041 Headlight	23
LPK 1013	96 kW		11/76→12/84	08/81→ ; T4W / R2 (Bilux); Left; Number of light functions: 3	1AE 003 440-611 Headlight	26
				08/81→ ; T4W / R2 (Bilux); Right; Number of light functions: 3	1AE 003 440-621 Headlight	27
				08/81→ ; T4W / H4; Left; Halogen; Manufacturer Restriction: Ref. 20; Number of light functions: 3	1AE 003 440-631 Headlight	28
				08/81→ ; T4W / H4; Right; Halogen; Manufacturer Restriction: Ref. 20; Number of light functions: 3	1AE 003 440-641 Headlight	29
				11/77→ ; P21W; Left / Right; Yellow; Number of light functions: 1; with lamp base	2BA 003 411-001 Indicator	140
				→10/77 ; P21W / R5W; Left / Right; Number of light functions: 3; with lamp base / without bulb	2SD 001 685-211 Combination Rearlight	93
				→10/77 ; P21W / R10W; Right; Number of light functions: 3; 12 V / 24 V; with lamp base / with seal / without bulb	2SD 001 699-061 Combination Rearlight	94
				11/77→ ; P21W / R10W; Right; Number of light functions: 3; 12 V / 24 V; with lamp base / with seal / without bulb	2SD 003 167-021 Combination Rearlight	95
				→10/77 ; P21W / R5W; Left / Right; Number of light functions: 4; 12 V / 24 V; with lamp base / with seal / without bulb	2SE 001 685-201 Combination Rearlight	96
				→10/77 ; P21W / R10W; Left; Number of light functions: 4; 12 V / 24 V; with lamp base / with seal / without bulb	2SE 001 699-071 Combination Rearlight	97
				11/77→ ; P21W / R10W; for horizontal fastening; Left; mounting; Number of light functions: 4; 12 V / 24 V; with lamp base / with seal / without bulb	2SE 003 167-031 Combination Rearlight	98
				→10/77 ; H4; Left; for right-hand traffic; Halogen	9DE 116 065-001 Reflector, headlight	132
				→10/77 ; H4; Right; for right-hand traffic; Halogen	9DE 116 066-001 Reflector, headlight	132
				08/81→ ; H4; Left; for right-hand traffic; Halogen	9DE 122 228-011 Reflector, headlight	133
				08/81→ ; H4; Right; for right-hand traffic; Halogen	9DE 122 228-021 Reflector, headlight	134
				→10/77 ; P21W / R10W; Left / Right; Number of light functions: 4; without lamp base; with screws	9EL 109 139-001 Lens, combination rearlight	85
				→10/77 ; P21W; Right; Number of light functions: 1; without lamp base	9EL 110 736-001 Lens, indicator	135
				→10/77 ; P21W; Left; Number of light functions: 1; without lamp base	9EL 110 737-001 Lens, indicator	135
				→10/77 ; P21W / R5W; Left / Right; Number of light functions: 4; with screws	9EL 113 324-001 Lens, combination rearlight	85

Manufacturer - Model	Power	Displ.	Year of Constr.	Remark	Part Number	Page
MERCEDES-BENZ - LP						09/63→
LP 1013	124 kW		11/76→12/84	11/77→; P21W / R10W; Left / Right; Number of light functions: 4; without lamp base; with screws	9EL 147 747-001 Lens, combination rearlight	88
LP 1013, LPL 1013	96 kW		11/76→12/84			
LPK 1013	96 kW		11/76→12/84	→10/77; R2 (Bilux); Right; for right-hand traffic	9ES 094 588-001 Diffusing Lens, headlight	6
				08/81→; H4; Left; for right-hand traffic; Halogen	9ES 120 721-001 Diffusing Lens, headlight	9
				08/81→; H4; Right; for right-hand traffic; Halogen	9ES 120 722-001 Diffusing Lens, headlight	9
				08/81→; H4; Right; for left-hand traffic; Halogen	9ES 120 726-001 Diffusing Lens, headlight	9
LP 1113, LPL 1113	96 kW		01/80→12/84	08/81→; T4W / R2 (Bilux); Left; Number of light functions: 3	1AE 003 440-611 Headlight	26
				08/81→; T4W / R2 (Bilux); Right; Number of light functions: 3	1AE 003 440-621 Headlight	27
				08/81→; T4W / H4; Left; Halogen; Manufacturer Restriction: Ref. 20; Number of light functions: 3	1AE 003 440-631 Headlight	28
				08/81→; T4W / H4; Right; Halogen; Manufacturer Restriction: Ref. 20; Number of light functions: 3	1AE 003 440-641 Headlight	29
				P21W; Left / Right; Yellow; Number of light functions: 1; with lamp base	2BA 003 411-001 Indicator	140
				P21W / R10W; Right; Number of light functions: 3; 12 V / 24 V; with lamp base / with seal / without bulb	2SD 003 167-021 Combination Rearlight	95
				P21W / R10W; for horizontal fastening; Left; mounting; Number of light functions: 4; 12 V / 24 V; with lamp base / with seal / without bulb	2SE 003 167-031 Combination Rearlight	98
				08/81→; H4; Left; for right-hand traffic; Halogen	9DE 122 228-011 Reflector, headlight	133
				08/81→; H4; Right; for right-hand traffic; Halogen	9DE 122 228-021 Reflector, headlight	134
				P21W / R10W; Left / Right; Number of light functions: 4; without lamp base; with screws	9EL 147 747-001 Lens, combination rearlight	88
				08/81→; H4; Left; for right-hand traffic; Halogen	9ES 120 721-001 Diffusing Lens, headlight	9
				08/81→; H4; Right; for right-hand traffic; Halogen	9ES 120 722-001 Diffusing Lens, headlight	9
				08/81→; H4; Right; for left-hand traffic; Halogen	9ES 120 726-001 Diffusing Lens, headlight	9
LP 608, LPL 608	63 kW		09/63→12/84	→10/77; T4W / H4; Left; Halogen; Manufacturer Restriction: Ref. 20; Number of light functions: 3	1AE 001 103-031 Headlight	22
LP 808, LPL 808	63 kW		09/63→12/84			
LPS 608, LPLS 608	63 kW		09/63→12/84	→10/77; T4W / H4; Right; Halogen; Manufacturer Restriction: Ref. 20; Number of light functions: 3	1AE 001 103-041 Headlight	23
				08/81→; T4W / R2 (Bilux); Left; Number of light functions: 3	1AE 003 440-611 Headlight	26
				08/81→; T4W / R2 (Bilux); Right; Number of light functions: 3	1AE 003 440-621 Headlight	27
				08/81→; T4W / H4; Left; Halogen; Manufacturer Restriction: Ref. 20; Number of light functions: 3	1AE 003 440-631 Headlight	28
				08/81→; T4W / H4; Right; Halogen; Manufacturer Restriction: Ref. 20; Number of light functions: 3	1AE 003 440-641 Headlight	29
				11/77→; P21W; Left / Right; Yellow; Number of light functions: 1; with lamp base	2BA 003 411-001 Indicator	140
				K (10W); inner; Number of light functions: 1; 12 V / 24 V; with lamp base / without bulb; with switch	2JA 001 357-002 Interior Light	115
				K (10W); Interior; Number of light functions: 1; 12 V / 24 V; with lamp base; without switch	2JA 001 357-012 Interior Light	116
				→10/77; P21W / R5W; Left / Right; Number of light functions: 3; with lamp base / without bulb	2SD 001 685-211 Combination Rearlight	93
				→10/77; P21W / R10W; Right; Number of light functions: 3; 12 V / 24 V; with lamp base / with seal / without bulb	2SD 001 699-061 Combination Rearlight	94
				11/77→; P21W / R10W; Right; Number of light functions: 3; 12 V / 24 V; with lamp base / with seal / without bulb	2SD 003 167-021 Combination Rearlight	95
				→10/77; P21W / R5W; Left / Right; Number of light functions: 4; 12 V / 24 V; with lamp base / with seal / without bulb	2SE 001 685-201 Combination Rearlight	96
				→10/77; P21W / R10W; Left; Number of light functions: 4; 12 V / 24 V; with lamp base / with seal / without bulb	2SE 001 699-071 Combination Rearlight	97
				11/77→; P21W / R10W; for horizontal fastening; Left; mounting; Number of light functions: 4; 12 V / 24 V; with lamp base / with seal / without bulb	2SE 003 167-031 Combination Rearlight	98

Manufacturer - Model	Power	Displ.	Year of Constr.	Remark	Part Number	Page
MERCEDES-BENZ - LP						09/63→
LP 608, LPL 608	63 kW		09/63→12/84	C5W; Left / Upper / Right; Number of light functions: 2; with lamp base	2TJ 001 633-211 Marker Light	124
LP 808, LPL 808	63 kW		09/63→12/84	→10/77; H4; Left; for right-hand traffic; Halogen	9DE 116 065-001 Reflector, headlight	132
LPS 608, LPLS 608	63 kW		09/63→12/84	→10/77; H4; Right; for right-hand traffic; Halogen	9DE 116 066-001 Reflector, headlight	132
				08/81→; H4; Left; for right-hand traffic; Halogen	9DE 122 228-011 Reflector, headlight	133
				08/81→; H4; Right; for right-hand traffic; Halogen	9DE 122 228-021 Reflector, headlight	134
				10/69→; →10/77; P21W / R10W; Left / Right; Number of light functions: 4; without lamp base; with screws	9EL 109 139-001 Lens, combination rearlight	85
				08/73→; →10/77; P21W; Right; Number of light functions: 1; without lamp base	9EL 110 736-001 Lens, indicator	135
				08/73→; →10/77; P21W; Left; Number of light functions: 1; without lamp base	9EL 110 737-001 Lens, indicator	135
				10/69→; →10/77; P21W / R5W; Left / Right; Number of light functions: 4; with screws	9EL 113 324-001 Lens, combination rearlight	85
				11/77→; P21W / R10W; Left / Right; Number of light functions: 4; without lamp base; with screws	9EL 147 747-001 Lens, combination rearlight	88
				→10/77; R2 (Bilux); Right; for right-hand traffic	9ES 094 588-001 Diffusing Lens, headlight	6
				08/81→; H4; Left; for right-hand traffic; Halogen	9ES 120 721-001 Diffusing Lens, headlight	9
				08/81→; H4; Right; for right-hand traffic; Halogen	9ES 120 722-001 Diffusing Lens, headlight	9
				08/81→; H4; Right; for left-hand traffic; Halogen	9ES 120 726-001 Diffusing Lens, headlight	9
LP 709, LPL 709	63 kW		09/63→12/84	→10/77; T4W / H4; Left; Halogen; Manufacturer Restriction: Ref. 20; Number of light functions: 3	1AE 001 103-031 Headlight	22
LPS 709, LPLS 709	63 kW		09/63→12/84	→10/77; T4W / H4; Right; Halogen; Manufacturer Restriction: Ref. 20; Number of light functions: 3	1AE 001 103-041 Headlight	23
				08/81→; T4W / R2 (Bilux); Left; Number of light functions: 3	1AE 003 440-611 Headlight	26
				08/81→; T4W / R2 (Bilux); Right; Number of light functions: 3	1AE 003 440-621 Headlight	27
				08/81→; T4W / H4; Left; Halogen; Manufacturer Restriction: Ref. 20; Number of light functions: 3	1AE 003 440-631 Headlight	28
				08/81→; T4W / H4; Right; Halogen; Manufacturer Restriction: Ref. 20; Number of light functions: 3	1AE 003 440-641 Headlight	29
				11/77→; P21W; Left / Right; Yellow; Number of light functions: 1; with lamp base	2BA 003 411-001 Indicator	140
				K (10W); inner; Number of light functions: 1; 12 V / 24 V; with lamp base / without bulb; with switch	2JA 001 357-002 Interior Light	115
				K (10W); Interior; Number of light functions: 1; 12 V / 24 V; with lamp base; without switch	2JA 001 357-012 Interior Light	116
				P21W; Left / Right; Red; Number of light functions: 1; with lamp base	2NE 003 236-001 Rear Fog Light	126
				→10/77; P21W / R5W; Left / Right; Number of light functions: 3; with lamp base / without bulb	2SD 001 685-211 Combination Rearlight	93
				→10/77; P21W / R10W; Right; Number of light functions: 3; 12 V / 24 V; with lamp base / with seal / without bulb	2SD 001 699-061 Combination Rearlight	94
				11/77→; P21W / R10W; Right; Number of light functions: 3; 12 V / 24 V; with lamp base / with seal / without bulb	2SD 003 167-021 Combination Rearlight	95
				→10/77; P21W / R5W; Left / Right; Number of light functions: 4; 12 V / 24 V; with lamp base / with seal / without bulb	2SE 001 685-201 Combination Rearlight	96
				→10/77; P21W / R10W; Left; Number of light functions: 4; 12 V / 24 V; with lamp base / with seal / without bulb	2SE 001 699-071 Combination Rearlight	97
				11/77→; P21W / R10W; for horizontal fastening; Left; mounting; Number of light functions: 4; 12 V / 24 V; with lamp base / with seal / without bulb	2SE 003 167-031 Combination Rearlight	98
				C5W; Left / Upper / Right; Number of light functions: 2; with lamp base	2TJ 001 633-211 Marker Light	124
				P21W; Rear; Number of light functions: 1; 12 V / 24 V; with lamp base / with seal / without bulb	2ZR 003 236-051 Reverse Light	129
				→10/77; H4; Left; for right-hand traffic; Halogen	9DE 116 065-001 Reflector, headlight	132

Manufacturer - Model	Power	Displ.	Year of Constr.	Remark	Part Number	Page
MERCEDES-BENZ - LP						09/63→
LP 709, LPL 709	63 kW		09/63→12/84	→10/77; H4; Right; for right-hand traffic; Halogen	9DE 116 066-001 Reflector, headlight	132
LPS 709, LPLS 709	63 kW		09/63→12/84	08/81→ ; H4; Left; for right-hand traffic; Halogen	9DE 122 228-011 Reflector, headlight	133
				08/81→ ; H4; Right; for right-hand traffic; Halogen	9DE 122 228-021 Reflector, headlight	134
				10/69→ ; →10/77; P21W / R10W; Left / Right; Number of light functions: 4; without lamp base; with screws	9EL 109 139-001 Lens, combination rearlight	85
				08/73→ ; →10/77; P21W; Right; Number of light functions: 1; without lamp base	9EL 110 736-001 Lens, indicator	135
				08/73→ ; →10/77; P21W; Left; Number of light functions: 1; without lamp base	9EL 110 737-001 Lens, indicator	135
				10/69→ ; →10/77; P21W / R5W; Left / Right; Number of light functions: 4; with screws	9EL 113 324-001 Lens, combination rearlight	85
				11/77→ ; P21W / R10W; Left / Right; Number of light functions: 4; without lamp base; with screws	9EL 147 747-001 Lens, combination rearlight	88
				→10/77; R2 (Bilux); Right; for right-hand traffic	9ES 094 588-001 Diffusing Lens, headlight	6
				08/81→ ; H4; Left; for right-hand traffic; Halogen	9ES 120 721-001 Diffusing Lens, headlight	9
				08/81→ ; H4; Right; for right-hand traffic; Halogen	9ES 120 722-001 Diffusing Lens, headlight	9
				08/81→ ; H4; Right; for left-hand traffic; Halogen	9ES 120 726-001 Diffusing Lens, headlight	9
LP 809, LPL 808, LPL 809	63 kW		09/63→12/84	→10/77; T4W / H4; Left; Halogen; Manufacturer Restriction: Ref. 20; Number of light functions: 3	1AE 001 103-031 Headlight	22
				→10/77; T4W / H4; Right; Halogen; Manufacturer Restriction: Ref. 20; Number of light functions: 3	1AE 001 103-041 Headlight	23
				08/81→ ; T4W / R2 (Bilux); Left; Number of light functions: 3	1AE 003 440-611 Headlight	26
				08/81→ ; T4W / R2 (Bilux); Right; Number of light functions: 3	1AE 003 440-621 Headlight	27
				08/81→ ; T4W / H4; Left; Halogen; Manufacturer Restriction: Ref. 20; Number of light functions: 3	1AE 003 440-631 Headlight	28
				08/81→ ; T4W / H4; Right; Halogen; Manufacturer Restriction: Ref. 20; Number of light functions: 3	1AE 003 440-641 Headlight	29
				11/77→ ; P21W; Left / Right; Yellow; Number of light functions: 1; with lamp base	2BA 003 411-001 Indicator	140
				K (10W); inner; Number of light functions: 1; 12 V / 24 V; with lamp base / without bulb; with switch	2JA 001 357-002 Interior Light	115
				K (10W); Interior; Number of light functions: 1; 12 V / 24 V; with lamp base; without switch	2JA 001 357-012 Interior Light	116
				P21W; Left / Right; Red; Number of light functions: 1; with lamp base	2NE 003 236-001 Rear Fog Light	126
				→10/77; P21W / R5W; Left / Right; Number of light functions: 3; with lamp base / without bulb	2SD 001 685-211 Combination Rearlight	93
				→10/77; P21W / R10W; Right; Number of light functions: 3; 12 V / 24 V; with lamp base / with seal / without bulb	2SD 001 699-061 Combination Rearlight	94
				11/77→ ; P21W / R10W; Right; Number of light functions: 3; 12 V / 24 V; with lamp base / with seal / without bulb	2SD 003 167-021 Combination Rearlight	95
				→10/77; P21W / R5W; Left / Right; Number of light functions: 4; 12 V / 24 V; with lamp base / with seal / without bulb	2SE 001 685-201 Combination Rearlight	96
				→10/77; P21W / R10W; Left; Number of light functions: 4; 12 V / 24 V; with lamp base / with seal / without bulb	2SE 001 699-071 Combination Rearlight	97
				11/77→ ; P21W / R10W; for horizontal fastening; Left; mounting; Number of light functions: 4; 12 V / 24 V; with lamp base / with seal / without bulb	2SE 003 167-031 Combination Rearlight	98
				C5W; Left / Upper / Right; Number of light functions: 2; with lamp base	2TJ 001 633-211 Marker Light	124
				P21W; Rear; Number of light functions: 1; 12 V / 24 V; with lamp base / with seal / without bulb	2ZR 003 236-051 Reverse Light	129
				→10/77; H4; Left; for right-hand traffic; Halogen	9DE 116 065-001 Reflector, headlight	132
				→10/77; H4; Right; for right-hand traffic; Halogen	9DE 116 066-001 Reflector, headlight	132
				08/81→ ; H4; Left; for right-hand traffic; Halogen	9DE 122 228-011 Reflector, headlight	133

Manufacturer - Model	Power	Displ.	Year of Constr.	Remark	Part Number	Page
MERCEDES-BENZ - LP						09/63→
LP 809, LPL 808, LPL 809	63 kW		09/63→12/84	08/81→ ; H4; Right; for right-hand traffic; Halogen	9DE 122 228-021 Reflector, headlight	134
				→10/77 ; P21W / R10W; Left / Right; Number of light functions: 4; without lamp base; with screws	9EL 109 139-001 Lens, combination rearlight	85
				08/73→; →10/77 ; P21W; Right; Number of light functions: 1; without lamp base	9EL 110 736-001 Lens, indicator	135
				08/73→; →10/77 ; P21W; Left; Number of light functions: 1; without lamp base	9EL 110 737-001 Lens, indicator	135
				→10/77 ; P21W / R5W; Left / Right; Number of light functions: 4; with screws	9EL 113 324-001 Lens, combination rearlight	85
				11/77→ ; P21W / R10W; Left / Right; Number of light functions: 4; without lamp base; with screws	9EL 147 747-001 Lens, combination rearlight	88
				→10/77 ; R2 (Bilux); Right; for right-hand traffic	9ES 094 588-001 Diffusing Lens, headlight	6
				08/81→ ; H4; Left; for right-hand traffic; Halogen	9ES 120 721-001 Diffusing Lens, headlight	9
				08/81→ ; H4; Right; for right-hand traffic; Halogen	9ES 120 722-001 Diffusing Lens, headlight	9
				08/81→ ; H4; Right; for left-hand traffic; Halogen	9ES 120 726-001 Diffusing Lens, headlight	9
LP 811 LPS 811	81 kW 81 kW		10/69→02/73 10/69→02/73	T4W / H4; Left; Halogen; Manufacturer Restriction: Ref. 20; Number of light functions: 3	1AE 001 103-031 Headlight	22
				T4W / H4; Right; Halogen; Manufacturer Restriction: Ref. 20; Number of light functions: 3	1AE 001 103-041 Headlight	23
				K (10W); inner; Number of light functions: 1; 12 V / 24 V; with lamp base / without bulb; with switch	2JA 001 357-002 Interior Light	115
				K (10W); Interior; Number of light functions: 1; 12 V / 24 V; with lamp base; without switch	2JA 001 357-012 Interior Light	116
				P21W / R5W; Left / Right; Number of light functions: 3; with lamp base / without bulb	2SD 001 685-211 Combination Rearlight	93
				P21W / R10W; Right; Number of light functions: 3; 12 V / 24 V; with lamp base / with seal / without bulb	2SD 001 699-061 Combination Rearlight	94
				P21W / R5W; Left / Right; Number of light functions: 4; 12 V / 24 V; with lamp base / with seal / without bulb	2SE 001 685-201 Combination Rearlight	96
				P21W / R10W; Left; Number of light functions: 4; 12 V / 24 V; with lamp base / with seal / without bulb	2SE 001 699-071 Combination Rearlight	97
				C5W; Left / Upper / Right; Number of light functions: 2; with lamp base	2TJ 001 633-211 Marker Light	124
				H4; Left; for right-hand traffic; Halogen	9DE 116 065-001 Reflector, headlight	132
				H4; Right; for right-hand traffic; Halogen	9DE 116 066-001 Reflector, headlight	132
				P21W / R10W; Left / Right; Number of light functions: 4; without lamp base; with screws	9EL 109 139-001 Lens, combination rearlight	85
				P21W / R5W; Left / Right; Number of light functions: 4; with screws	9EL 113 324-001 Lens, combination rearlight	85
				R2 (Bilux); Right; for right-hand traffic	9ES 094 588-001 Diffusing Lens, headlight	6
LP 813, LPL 813 LPK 811 LPK 813 LPK 913 LPS 813, LPLS 813 LPS 913	96 kW 81 kW 96 kW 96 kW 96 kW 96 kW		09/63→12/84 03/73→12/84 03/73→12/84 01/67→12/84 09/63→12/84 10/69→12/84	→10/77 ; T4W / H4; Left; Halogen; Manufacturer Restriction: Ref. 20; Number of light functions: 3	1AE 001 103-031 Headlight	22
				→10/77 ; T4W / H4; Right; Halogen; Manufacturer Restriction: Ref. 20; Number of light functions: 3	1AE 001 103-041 Headlight	23
				08/81→ ; T4W / R2 (Bilux); Left; Number of light functions: 3	1AE 003 440-611 Headlight	26
				08/81→ ; T4W / R2 (Bilux); Right; Number of light functions: 3	1AE 003 440-621 Headlight	27
				08/81→ ; T4W / H4; Left; Halogen; Manufacturer Restriction: Ref. 20; Number of light functions: 3	1AE 003 440-631 Headlight	28
				08/81→ ; T4W / H4; Right; Halogen; Manufacturer Restriction: Ref. 20; Number of light functions: 3	1AE 003 440-641 Headlight	29
				11/77→ ; P21W; Left / Right; Yellow; Number of light functions: 1; with lamp base	2BA 003 411-001 Indicator	140
				K (10W); inner; Number of light functions: 1; 12 V / 24 V; with lamp base / without bulb; with switch	2JA 001 357-002 Interior Light	115
				K (10W); Interior; Number of light functions: 1; 12 V / 24 V; with lamp base; without switch	2JA 001 357-012 Interior Light	116
				11/77→ ; P21W; Left / Right; Red; Number of light functions: 1; with lamp base	2NE 003 236-001 Rear Fog Light	126

Manufacturer - Model	Power	Displ.	Year of Constr.	Remark	Part Number	Page
MERCEDES-BENZ - LP						09/63→
LP 813, LPL 813	96 kW		09/63→12/84	→10/77; P21W / R5W; Left / Right; Number of light functions: 3; with lamp base / without bulb	2SD 001 685-211 Combination Rearlight	93
LPK 811	81 kW		03/73→12/84			
LPK 813	96 kW		03/73→12/84	→10/77; P21W / R10W; Right; Number of light functions: 3; 12 V / 24 V; with lamp base / with seal / without bulb	2SD 001 699-061 Combination Rearlight	94
LPK 913	96 kW		01/67→12/84			
LPS 813, LPLS 813	96 kW		09/63→12/84	11/77→; P21W / R10W; Right; Number of light functions: 3; 12 V / 24 V; with lamp base / with seal / without bulb	2SD 003 167-021 Combination Rearlight	95
LPS 913	96 kW		10/69→12/84			
				→10/77; P21W / R5W; Left / Right; Number of light functions: 4; 12 V / 24 V; with lamp base / with seal / without bulb	2SE 001 685-201 Combination Rearlight	96
				→10/77; P21W / R10W; Left; Number of light functions: 4; 12 V / 24 V; with lamp base / with seal / without bulb	2SE 001 699-071 Combination Rearlight	97
				11/77→; P21W / R10W; for horizontal fastening; Left; mounting; Number of light functions: 4; 12 V / 24 V; with lamp base / with seal / without bulb	2SE 003 167-031 Combination Rearlight	98
				C5W; Left / Upper / Right; Number of light functions: 2; with lamp base	2TJ 001 633-211 Marker Light	124
				11/77→; P21W; Rear; Number of light functions: 1; 12 V / 24 V; with lamp base / with seal / without bulb	2ZR 003 236-051 Reverse Light	129
				→10/77; H4; Left; for right-hand traffic; Halogen	9DE 116 065-001 Reflector, headlight	132
				→10/77; H4; Right; for right-hand traffic; Halogen	9DE 116 066-001 Reflector, headlight	132
				08/81→; H4; Left; for right-hand traffic; Halogen	9DE 122 228-011 Reflector, headlight	133
				08/81→; H4; Right; for right-hand traffic; Halogen	9DE 122 228-021 Reflector, headlight	134
				→10/77; P21W / R10W; Left / Right; Number of light functions: 4; without lamp base; with screws	9EL 109 139-001 Lens, combination rearlight	85
				08/73→; →10/77; P21W; Right; Number of light functions: 1; without lamp base	9EL 110 736-001 Lens, indicator	135
				08/73→; →10/77; P21W; Left; Number of light functions: 1; without lamp base	9EL 110 737-001 Lens, indicator	135
				→10/77; P21W / R5W; Left / Right; Number of light functions: 4; with screws	9EL 113 324-001 Lens, combination rearlight	85
				11/77→; P21W / R10W; Left / Right; Number of light functions: 4; without lamp base; with screws	9EL 147 747-001 Lens, combination rearlight	88
				→10/77; R2 (Bilux); Right; for right-hand traffic	9ES 094 588-001 Diffusing Lens, headlight	6
				08/81→; H4; Left; for right-hand traffic; Halogen	9ES 120 721-001 Diffusing Lens, headlight	9
				08/81→; H4; Right; for right-hand traffic; Halogen	9ES 120 722-001 Diffusing Lens, headlight	9
				08/81→; H4; Right; for left-hand traffic; Halogen	9ES 120 726-001 Diffusing Lens, headlight	9
LP 911 B	81 - 124 kW		01/67→03/77	T4W / H4; Left; Halogen; Manufacturer Restriction: Ref. 20; Number of light functions: 3	1AE 001 103-031 Headlight	22
LPK 608	63 kW		10/69→10/77			
LPK 808	63 kW		10/69→10/77	T4W / H4; Right; Halogen; Manufacturer Restriction: Ref. 20; Number of light functions: 3	1AE 001 103-041 Headlight	23
LPO 608	63 kW		10/69→10/77			
LPS 911 B	81 kW		01/67→03/77	K (10W); inner; Number of light functions: 1; 12 V / 24 V; with lamp base / without bulb; with switch	2JA 001 357-002 Interior Light	115
				K (10W); Interior; Number of light functions: 1; 12 V / 24 V; with lamp base; without switch	2JA 001 357-012 Interior Light	116
				P21W / R5W; Left / Right; Number of light functions: 3; with lamp base / without bulb	2SD 001 685-211 Combination Rearlight	93
				P21W / R10W; Right; Number of light functions: 3; 12 V / 24 V; with lamp base / with seal / without bulb	2SD 001 699-061 Combination Rearlight	94
				P21W / R5W; Left / Right; Number of light functions: 4; 12 V / 24 V; with lamp base / with seal / without bulb	2SE 001 685-201 Combination Rearlight	96
				P21W / R10W; Left; Number of light functions: 4; 12 V / 24 V; with lamp base / with seal / without bulb	2SE 001 699-071 Combination Rearlight	97
				C5W; Left / Upper / Right; Number of light functions: 2; with lamp base	2TJ 001 633-211 Marker Light	124
				H4; Left; for right-hand traffic; Halogen	9DE 116 065-001 Reflector, headlight	132
				H4; Right; for right-hand traffic; Halogen	9DE 116 066-001 Reflector, headlight	132
				P21W / R10W; Left / Right; Number of light functions: 4; without lamp base; with screws	9EL 109 139-001 Lens, combination rearlight	85

Manufacturer - Model	Power	Displ.	Year of Constr.	Remark	Part Number	Page
MERCEDES-BENZ - LP						09/63→
LP 911 B	81 - 124 kW		01/67→03/77	08/73→ ; P21W; Right; Number of light functions: 1; without lamp base	9EL 110 736-001 Lens, indicator	135
LPK 608	63 kW		10/69→10/77	08/73→ ; P21W; Left; Number of light functions: 1; without lamp base	9EL 110 737-001 Lens, indicator	135
LPK 808	63 kW		10/69→10/77	P21W / R5W; Left / Right; Number of light functions: 4; with screws	9EL 113 324-001 Lens, combination rearlight	85
LPO 608	63 kW		10/69→10/77	R2 (Bilux); Right; for right-hand traffic	9ES 094 588-001 Diffusing Lens, headlight	6
LPS 911 B	81 kW		01/67→03/77			
LP 913, LPL 913	96 kW		09/63→12/84	→10/77 ; T4W / H4; Left; Halogen; Manufacturer Restriction: Ref. 20; Number of light functions: 3	1AE 001 103-031 Headlight	22
				→10/77 ; T4W / H4; Right; Halogen; Manufacturer Restriction: Ref. 20; Number of light functions: 3	1AE 001 103-041 Headlight	23
				08/81→ ; T4W / R2 (Bilux); Left; Number of light functions: 3	1AE 003 440-611 Headlight	26
				08/81→ ; T4W / R2 (Bilux); Right; Number of light functions: 3	1AE 003 440-621 Headlight	27
				08/81→ ; T4W / H4; Left; Halogen; Manufacturer Restriction: Ref. 20; Number of light functions: 3	1AE 003 440-631 Headlight	28
				08/81→ ; T4W / H4; Right; Halogen; Manufacturer Restriction: Ref. 20; Number of light functions: 3	1AE 003 440-641 Headlight	29
				11/77→ ; P21W; Left / Right; Yellow; Number of light functions: 1; with lamp base	2BA 003 411-001 Indicator	140
				K (10W); inner; Number of light functions: 1; 12 V / 24 V; with lamp base / without bulb; with switch	2JA 001 357-002 Interior Light	115
				K (10W); Interior; Number of light functions: 1; 12 V / 24 V; with lamp base; without switch	2JA 001 357-012 Interior Light	116
				→10/77 ; P21W / R5W; Left / Right; Number of light functions: 3; with lamp base / without bulb	2SD 001 685-211 Combination Rearlight	93
				→10/77 ; P21W / R10W; Right; Number of light functions: 3; 12 V / 24 V; with lamp base / with seal / without bulb	2SD 001 699-061 Combination Rearlight	94
				11/77→ ; P21W / R10W; Right; Number of light functions: 3; 12 V / 24 V; with lamp base / with seal / without bulb	2SD 003 167-021 Combination Rearlight	95
				→10/77 ; P21W / R5W; Left / Right; Number of light functions: 4; 12 V / 24 V; with lamp base / with seal / without bulb	2SE 001 685-201 Combination Rearlight	96
				→10/77 ; P21W / R10W; Left; Number of light functions: 4; 12 V / 24 V; with lamp base / with seal / without bulb	2SE 001 699-071 Combination Rearlight	97
				11/77→ ; P21W / R10W; for horizontal fastening; Left; mounting; Number of light functions: 4; 12 V / 24 V; with lamp base / with seal / without bulb	2SE 003 167-031 Combination Rearlight	98
				C5W; Left / Upper / Right; Number of light functions: 2; with lamp base	2TJ 001 633-211 Marker Light	124
				→10/77 ; H4; Left; for right-hand traffic; Halogen	9DE 116 065-001 Reflector, headlight	132
				→10/77 ; H4; Right; for right-hand traffic; Halogen	9DE 116 066-001 Reflector, headlight	132
				08/81→ ; H4; Left; for right-hand traffic; Halogen	9DE 122 228-011 Reflector, headlight	133
				08/81→ ; H4; Right; for right-hand traffic; Halogen	9DE 122 228-021 Reflector, headlight	134
				→10/77 ; P21W / R10W; Left / Right; Number of light functions: 4; without lamp base; with screws	9EL 109 139-001 Lens, combination rearlight	85
				08/73→ ; →10/77 ; P21W; Right; Number of light functions: 1; without lamp base	9EL 110 736-001 Lens, indicator	135
				08/73→ ; →10/77 ; P21W; Left; Number of light functions: 1; without lamp base	9EL 110 737-001 Lens, indicator	135
				→10/77 ; P21W / R5W; Left / Right; Number of light functions: 4; with screws	9EL 113 324-001 Lens, combination rearlight	85
				11/77→ ; P21W / R10W; Left / Right; Number of light functions: 4; without lamp base; with screws	9EL 147 747-001 Lens, combination rearlight	88
				→10/77 ; R2 (Bilux); Right; for right-hand traffic	9ES 094 588-001 Diffusing Lens, headlight	6
				08/81→ ; H4; Left; for right-hand traffic; Halogen	9ES 120 721-001 Diffusing Lens, headlight	9
				08/81→ ; H4; Right; for right-hand traffic; Halogen	9ES 120 722-001 Diffusing Lens, headlight	9
				08/81→ ; H4; Right; for left-hand traffic; Halogen	9ES 120 726-001 Diffusing Lens, headlight	9
LPK 1113	96 kW		01/81→	08/81→ ; T4W / R2 (Bilux); Left; Number of light functions: 3	1AE 003 440-611 Headlight	26

Manufacturer - Model	Power	Displ.	Year of Constr.	Remark	Part Number	Page				
MERCEDES-BENZ - LP						09/63→				
LPK 1113	96 kW		01/81→	08/81→; T4W / R2 (Bilux); Right; Number of light functions: 3	1AE 003 440-621 Headlight	27				
				08/81→; T4W / H4; Left; Halogen; Manufacturer Restriction: Ref. 20; Number of light functions: 3	1AE 003 440-631 Headlight	28				
				08/81→; T4W / H4; Right; Halogen; Manufacturer Restriction: Ref. 20; Number of light functions: 3	1AE 003 440-641 Headlight	29				
				11/77→; P21W; Left / Right; Yellow; Number of light functions: 1; with lamp base	2BA 003 411-001 Indicator	140				
				K (10W); inner; Number of light functions: 1; 12 V / 24 V; with lamp base / without bulb; with switch	2JA 001 357-002 Interior Light	115				
				K (10W); Interior; Number of light functions: 1; 12 V / 24 V; with lamp base; without switch	2JA 001 357-012 Interior Light	116				
				11/77→; P21W; Left / Right; Red; Number of light functions: 1; with lamp base	2NE 003 236-001 Rear Fog Light	126				
				11/77→; P21W / R10W; Right; Number of light functions: 3; 12 V / 24 V; with lamp base / with seal / without bulb	2SD 003 167-021 Combination Rearlight	95				
				11/77→; P21W / R10W; for horizontal fastening; Left; mounting; Number of light functions: 4; 12 V / 24 V; with lamp base / with seal / without bulb	2SE 003 167-031 Combination Rearlight	98				
				C5W; Left / Upper / Right; Number of light functions: 2; with lamp base	2TJ 001 633-211 Marker Light	124				
				11/77→; P21W; Rear; Number of light functions: 1; 12 V / 24 V; with lamp base / with seal / without bulb	2ZR 003 236-051 Reverse Light	129				
				08/81→; H4; Left; for right-hand traffic; Halogen	9DE 122 228-011 Reflector, headlight	133				
				08/81→; H4; Right; for right-hand traffic; Halogen	9DE 122 228-021 Reflector, headlight	134				
				11/77→; P21W / R10W; Left / Right; Number of light functions: 4; without lamp base; with screws	9EL 147 747-001 Lens, combination rearlight	88				
				08/81→; H4; Left; for right-hand traffic; Halogen	9ES 120 721-001 Diffusing Lens, headlight	9				
				08/81→; H4; Right; for right-hand traffic; Halogen	9ES 120 722-001 Diffusing Lens, headlight	9				
				08/81→; H4; Right; for left-hand traffic; Halogen	9ES 120 726-001 Diffusing Lens, headlight	9				
				LPK 709 LPK 809 LPO 709	63 kW 63 kW 63 kW		11/77→12/84 11/77→12/84 11/77→12/84	08/81→; T4W / R2 (Bilux); Left; Number of light functions: 3	1AE 003 440-611 Headlight	26
								08/81→; T4W / R2 (Bilux); Right; Number of light functions: 3	1AE 003 440-621 Headlight	27
								08/81→; T4W / H4; Left; Halogen; Manufacturer Restriction: Ref. 20; Number of light functions: 3	1AE 003 440-631 Headlight	28
08/81→; T4W / H4; Right; Halogen; Manufacturer Restriction: Ref. 20; Number of light functions: 3	1AE 003 440-641 Headlight	29								
P21W; Left / Right; Yellow; Number of light functions: 1; with lamp base	2BA 003 411-001 Indicator	140								
K (10W); inner; Number of light functions: 1; 12 V / 24 V; with lamp base / without bulb; with switch	2JA 001 357-002 Interior Light	115								
K (10W); Interior; Number of light functions: 1; 12 V / 24 V; with lamp base; without switch	2JA 001 357-012 Interior Light	116								
P21W; Left / Right; Red; Number of light functions: 1; with lamp base	2NE 003 236-001 Rear Fog Light	126								
P21W / R10W; Right; Number of light functions: 3; 12 V / 24 V; with lamp base / with seal / without bulb	2SD 003 167-021 Combination Rearlight	95								
P21W / R10W; for horizontal fastening; Left; mounting; Number of light functions: 4; 12 V / 24 V; with lamp base / with seal / without bulb	2SE 003 167-031 Combination Rearlight	98								
C5W; Left / Upper / Right; Number of light functions: 2; with lamp base	2TJ 001 633-211 Marker Light	124								
P21W; Rear; Number of light functions: 1; 12 V / 24 V; with lamp base / with seal / without bulb	2ZR 003 236-051 Reverse Light	129								
08/81→; H4; Left; for right-hand traffic; Halogen	9DE 122 228-011 Reflector, headlight	133								
08/81→; H4; Right; for right-hand traffic; Halogen	9DE 122 228-021 Reflector, headlight	134								
P21W / R10W; Left / Right; Number of light functions: 4; without lamp base; with screws	9EL 147 747-001 Lens, combination rearlight	88								
08/81→; H4; Left; for right-hand traffic; Halogen	9ES 120 721-001 Diffusing Lens, headlight	9								

Manufacturer - Model	Power	Displ.	Year of Constr.	Remark	Part Number	Page
MERCEDES-BENZ - LP						09/63→
LPK 709	63 kW		11/77→12/84	08/81→; H4; Right; for right-hand traffic; Halogen	9ES 120 722-001	9
LPK 809	63 kW		11/77→12/84		Diffusing Lens, headlight	
LPO 709	63 kW		11/77→12/84	08/81→; H4; Right; for left-hand traffic; Halogen	9ES 120 726-001	9
					Diffusing Lens, headlight	
LPKF 608	63 kW		09/63→12/84	→10/77; T4W / H4; Left; Halogen; Manufacturer Restriction: Ref. 20; Number of light functions: 3	1AE 001 103-031	22
					Headlight	
				→10/77; T4W / H4; Right; Halogen; Manufacturer Restriction: Ref. 20; Number of light functions: 3	1AE 001 103-041	23
					Headlight	
				08/81→; T4W / R2 (Bilux); Left; Number of light functions: 3	1AE 003 440-611	26
					Headlight	
				08/81→; T4W / R2 (Bilux); Right; Number of light functions: 3	1AE 003 440-621	27
					Headlight	
				08/81→; T4W / H4; Left; Halogen; Manufacturer Restriction: Ref. 20; Number of light functions: 3	1AE 003 440-631	28
					Headlight	
				08/81→; T4W / H4; Right; Halogen; Manufacturer Restriction: Ref. 20; Number of light functions: 3	1AE 003 440-641	29
					Headlight	
				11/77→; P21W; Left / Right; Yellow; Number of light functions: 1; with lamp base	2BA 003 411-001	140
					Indicator	
				07/77→; P21W; Left / Right; Number of light functions: 1; with lamp base	2NE 002 589-001	126
					Rear Fog Light	
				→10/77; P21W / R5W; Left / Right; Number of light functions: 3; with lamp base / without bulb	2SD 001 685-211	93
					Combination Rearlight	
				→10/77; P21W / R10W; Right; Number of light functions: 3; 12 V / 24 V; with lamp base / with seal / without bulb	2SD 001 699-061	94
					Combination Rearlight	
				11/77→; P21W / R10W; Right; Number of light functions: 3; 12 V / 24 V; with lamp base / with seal / without bulb	2SD 003 167-021	95
					Combination Rearlight	
				→10/77; P21W / R5W; Left / Right; Number of light functions: 4; 12 V / 24 V; with lamp base / with seal / without bulb	2SE 001 685-201	96
					Combination Rearlight	
				→10/77; P21W / R10W; Left; Number of light functions: 4; 12 V / 24 V; with lamp base / with seal / without bulb	2SE 001 699-071	97
					Combination Rearlight	
				11/77→; P21W / R10W; for horizontal fastening; Left; mounting; Number of light functions: 4; 12 V / 24 V; with lamp base / with seal / without bulb	2SE 003 167-031	98
					Combination Rearlight	
				07/77→; P21W; Number of light functions: 1; with lamp base	2ZR 002 589-011	128
					Reverse Light	
				→10/77; H4; Left; for right-hand traffic; Halogen	9DE 116 065-001	132
					Reflector, headlight	
				→10/77; H4; Right; for right-hand traffic; Halogen	9DE 116 066-001	132
					Reflector, headlight	
				08/81→; H4; Left; for right-hand traffic; Halogen	9DE 122 228-011	133
					Reflector, headlight	
				08/81→; H4; Right; for right-hand traffic; Halogen	9DE 122 228-021	134
					Reflector, headlight	
				10/69→; →10/77; P21W / R10W; Left / Right; Number of light functions: 4; without lamp base; with screws	9EL 109 139-001	85
					Lens, combination rearlight	
				08/73→; →10/77; P21W; Right; Number of light functions: 1; without lamp base	9EL 110 736-001	135
					Lens, indicator	
				08/73→; →10/77; P21W; Left; Number of light functions: 1; without lamp base	9EL 110 737-001	135
					Lens, indicator	
				10/69→; →10/77; P21W / R5W; Left / Right; Number of light functions: 4; with screws	9EL 113 324-001	85
					Lens, combination rearlight	
				11/77→; P21W / R10W; Left / Right; Number of light functions: 4; without lamp base; with screws	9EL 147 747-001	88
					Lens, combination rearlight	
				→10/77; R2 (Bilux); Right; for right-hand traffic	9ES 094 588-001	6
					Diffusing Lens, headlight	
				08/81→; H4; Left; for right-hand traffic; Halogen	9ES 120 721-001	9
					Diffusing Lens, headlight	
				08/81→; H4; Right; for right-hand traffic; Halogen	9ES 120 722-001	9
					Diffusing Lens, headlight	
				08/81→; H4; Right; for left-hand traffic; Halogen	9ES 120 726-001	9
					Diffusing Lens, headlight	
LPKF 709	63 kW		11/77→12/84	08/81→; T4W / R2 (Bilux); Left; Number of light functions: 3	1AE 003 440-611	26
					Headlight	
				08/81→; T4W / R2 (Bilux); Right; Number of light functions: 3	1AE 003 440-621	27
					Headlight	
				08/81→; T4W / H4; Left; Halogen; Manufacturer Restriction: Ref. 20; Number of light functions: 3	1AE 003 440-631	28
					Headlight	
				08/81→; T4W / H4; Right; Halogen; Manufacturer Restriction: Ref. 20; Number of light functions: 3	1AE 003 440-641	29
					Headlight	

Manufacturer - Model	Power	Displ.	Year of Constr.	Remark	Part Number	Page				
MERCEDES-BENZ - LP						09/63→				
LPKF 709	63 kW		11/77→12/84	P21W; Left / Right; Yellow; Number of light functions: 1; with lamp base	2BA 003 411-001 Indicator	140				
				P21W; Left / Right; Number of light functions: 1; with lamp base	2NE 002 589-001 Rear Fog Light	126				
				P21W / R10W; Right; Number of light functions: 3; 12 V / 24 V; with lamp base / with seal / without bulb	2SD 003 167-021 Combination Rearlight	95				
				P21W / R10W; for horizontal fastening; Left; mounting; Number of light functions: 4; 12 V / 24 V; with lamp base / with seal / without bulb	2SE 003 167-031 Combination Rearlight	98				
				P21W; Number of light functions: 1; with lamp base	2ZR 002 589-011 Reverse Light	128				
				08/81→ ; H4; Left; for right-hand traffic; Halogen	9DE 122 228-011 Reflector, headlight	133				
				08/81→ ; H4; Right; for right-hand traffic; Halogen	9DE 122 228-021 Reflector, headlight	134				
				P21W / R10W; Left / Right; Number of light functions: 4; without lamp base; with screws	9EL 147 747-001 Lens, combination rearlight	88				
				08/81→ ; H4; Left; for right-hand traffic; Halogen	9ES 120 721-001 Diffusing Lens, headlight	9				
				08/81→ ; H4; Right; for right-hand traffic; Halogen	9ES 120 722-001 Diffusing Lens, headlight	9				
				08/81→ ; H4; Right; for left-hand traffic; Halogen	9ES 120 726-001 Diffusing Lens, headlight	9				
				LPKF 808, LPKF 809	63 kW		10/69→10/77	T4W / H4; Left; Halogen; Manufacturer Restriction: Ref. 20; Number of light functions: 3	1AE 001 103-031 Headlight	22
								T4W / H4; Right; Halogen; Manufacturer Restriction: Ref. 20; Number of light functions: 3	1AE 001 103-041 Headlight	23
								07/77→ ; P21W; Left / Right; Number of light functions: 1; with lamp base	2NE 002 589-001 Rear Fog Light	126
P21W / R5W; Left / Right; Number of light functions: 3; with lamp base / without bulb	2SD 001 685-211 Combination Rearlight	93								
P21W / R10W; Right; Number of light functions: 3; 12 V / 24 V; with lamp base / with seal / without bulb	2SD 001 699-061 Combination Rearlight	94								
P21W / R5W; Left / Right; Number of light functions: 4; 12 V / 24 V; with lamp base / with seal / without bulb	2SE 001 685-201 Combination Rearlight	96								
P21W / R10W; Left; Number of light functions: 4; 12 V / 24 V; with lamp base / with seal / without bulb	2SE 001 699-071 Combination Rearlight	97								
07/77→ ; P21W; Number of light functions: 1; with lamp base	2ZR 002 589-011 Reverse Light	128								
H4; Left; for right-hand traffic; Halogen	9DE 116 065-001 Reflector, headlight	132								
H4; Right; for right-hand traffic; Halogen	9DE 116 066-001 Reflector, headlight	132								
P21W / R10W; Left / Right; Number of light functions: 4; without lamp base; with screws	9EL 109 139-001 Lens, combination rearlight	85								
08/73→ ; -10/77 ; P21W; Right; Number of light functions: 1; without lamp base	9EL 110 736-001 Lens, indicator	135								
08/73→ ; -10/77 ; P21W; Left; Number of light functions: 1; without lamp base	9EL 110 737-001 Lens, indicator	135								
P21W / R5W; Left / Right; Number of light functions: 4; with screws	9EL 113 324-001 Lens, combination rearlight	85								
R2 (Bilux); Right; for right-hand traffic	9ES 094 588-001 Diffusing Lens, headlight	6								
LPKO 608	63 kW		02/66→07/77					T4W / H4; Left; Halogen; Manufacturer Restriction: Ref. 20; Number of light functions: 3	1AE 001 103-031 Headlight	22
								T4W / H4; Right; Halogen; Manufacturer Restriction: Ref. 20; Number of light functions: 3	1AE 001 103-041 Headlight	23
								P21W / R5W; Left / Right; Number of light functions: 3; with lamp base / without bulb	2SD 001 685-211 Combination Rearlight	93
				P21W / R10W; Right; Number of light functions: 3; 12 V / 24 V; with lamp base / with seal / without bulb	2SD 001 699-061 Combination Rearlight	94				
				P21W / R5W; Left / Right; Number of light functions: 4; 12 V / 24 V; with lamp base / with seal / without bulb	2SE 001 685-201 Combination Rearlight	96				
				P21W / R10W; Left; Number of light functions: 4; 12 V / 24 V; with lamp base / with seal / without bulb	2SE 001 699-071 Combination Rearlight	97				
				H4; Left; for right-hand traffic; Halogen	9DE 116 065-001 Reflector, headlight	132				
				H4; Right; for right-hand traffic; Halogen	9DE 116 066-001 Reflector, headlight	132				

Manufacturer - Model	Power	Displ.	Year of Constr.	Remark	Part Number	Page
MERCEDES-BENZ - LP						09/63→
LPKO 608	63 kW		02/66→07/77	10/69→; P21W / R10W; Left / Right; Number of light functions: 4; without lamp base; with screws	9EL 109 139-001 Lens, combination rearlight	85
				P21W / R10W; Left / Right; Number of light functions: 4; without lamp base; with screws	9EL 109 139-001 Lens, combination rearlight	85
				08/73→; P21W; Right; Number of light functions: 1; without lamp base	9EL 110 736-001 Lens, indicator	135
				08/73→; →10/77; P21W; Right; Number of light functions: 1; without lamp base	9EL 110 736-001 Lens, indicator	135
				08/73→; P21W; Left; Number of light functions: 1; without lamp base	9EL 110 737-001 Lens, indicator	135
				08/73→; →10/77; P21W; Left; Number of light functions: 1; without lamp base	9EL 110 737-001 Lens, indicator	135
				10/69→; P21W / R5W; Left / Right; Number of light functions: 4; with screws	9EL 113 324-001 Lens, combination rearlight	85
				P21W / R5W; Left / Right; Number of light functions: 4; with screws	9EL 113 324-001 Lens, combination rearlight	85
R2 (Bilux); Right; for right-hand traffic	9ES 094 588-001 Diffusing Lens, headlight	6				
LPO 808, LPO 809	63 kW		09/67→10/77	T4W / H4; Left; Halogen; Manufacturer Restriction: Ref. 20; Number of light functions: 3	1AE 001 103-031 Headlight	22
				T4W / H4; Right; Halogen; Manufacturer Restriction: Ref. 20; Number of light functions: 3	1AE 001 103-041 Headlight	23
				P21W / R5W; Left / Right; Number of light functions: 3; with lamp base / without bulb	2SD 001 685-211 Combination Rearlight	93
				P21W / R10W; Right; Number of light functions: 3; 12 V / 24 V; with lamp base / with seal / without bulb	2SD 001 699-061 Combination Rearlight	94
				P21W / R5W; Left / Right; Number of light functions: 4; 12 V / 24 V; with lamp base / with seal / without bulb	2SE 001 685-201 Combination Rearlight	96
				P21W / R10W; Left; Number of light functions: 4; 12 V / 24 V; with lamp base / with seal / without bulb	2SE 001 699-071 Combination Rearlight	97
				H4; Left; for right-hand traffic; Halogen	9DE 116 065-001 Reflector, headlight	132
				H4; Right; for right-hand traffic; Halogen	9DE 116 066-001 Reflector, headlight	132
				P21W / R10W; Left / Right; Number of light functions: 4; without lamp base; with screws	9EL 109 139-001 Lens, combination rearlight	85
				08/73→; →10/77; P21W; Right; Number of light functions: 1; without lamp base	9EL 110 736-001 Lens, indicator	135
				08/73→; →10/77; P21W; Left; Number of light functions: 1; without lamp base	9EL 110 737-001 Lens, indicator	135
				P21W / R5W; Left / Right; Number of light functions: 4; with screws	9EL 113 324-001 Lens, combination rearlight	85
				R2 (Bilux); Right; for right-hand traffic	9ES 094 588-001 Diffusing Lens, headlight	6
				LPO 811	96 kW	
→10/77; T4W / H4; Right; Halogen; Manufacturer Restriction: Ref. 20; Number of light functions: 3	1AE 001 103-041 Headlight	23				
08/81→; T4W / R2 (Bilux); Left; Number of light functions: 3	1AE 003 440-611 Headlight	26				
08/81→; T4W / R2 (Bilux); Right; Number of light functions: 3	1AE 003 440-621 Headlight	27				
08/81→; T4W / H4; Left; Halogen; Manufacturer Restriction: Ref. 20; Number of light functions: 3	1AE 003 440-631 Headlight	28				
08/81→; T4W / H4; Right; Halogen; Manufacturer Restriction: Ref. 20; Number of light functions: 3	1AE 003 440-641 Headlight	29				
11/77→; P21W; Left / Right; Yellow; Number of light functions: 1; with lamp base	2BA 003 411-001 Indicator	140				
→10/77; P21W / R5W; Left / Right; Number of light functions: 3; with lamp base / without bulb	2SD 001 685-211 Combination Rearlight	93				
→10/77; P21W / R10W; Right; Number of light functions: 3; 12 V / 24 V; with lamp base / with seal / without bulb	2SD 001 699-061 Combination Rearlight	94				
11/77→; P21W / R10W; Right; Number of light functions: 3; 12 V / 24 V; with lamp base / with seal / without bulb	2SD 003 167-021 Combination Rearlight	95				
→10/77; P21W / R5W; Left / Right; Number of light functions: 4; 12 V / 24 V; with lamp base / with seal / without bulb	2SE 001 685-201 Combination Rearlight	96				
→10/77; P21W / R10W; Left; Number of light functions: 4; 12 V / 24 V; with lamp base / with seal / without bulb	2SE 001 699-071 Combination Rearlight	97				

Manufacturer - Model	Power	Displ.	Year of Constr.	Remark	Part Number	Page
MERCEDES-BENZ - LP						09/63→
LPO 811	96 kW		10/69→	11/77→ ; P21W / R10W; for horizontal fastening; Left; mounting; Number of light functions: 4; 12 V / 24 V; with lamp base / with seal / without bulb	2SE 003 167-031 Combination Rearlight	98
				→10/77 ; H4; Left; for right-hand traffic; Halogen	9DE 116 065-001 Reflector, headlight	132
				→10/77 ; H4; Right; for right-hand traffic; Halogen	9DE 116 066-001 Reflector, headlight	132
				08/81→ ; H4; Left; for right-hand traffic; Halogen	9DE 122 228-011 Reflector, headlight	133
				08/81→ ; H4; Right; for right-hand traffic; Halogen	9DE 122 228-021 Reflector, headlight	134
				→10/77 ; P21W / R10W; Left / Right; Number of light functions: 4; without lamp base; with screws	9EL 109 139-001 Lens, combination rearlight	85
				08/73→ ; →10/77 ; P21W; Right; Number of light functions: 1; without lamp base	9EL 110 736-001 Lens, indicator	135
				08/73→ ; →10/77 ; P21W; Left; Number of light functions: 1; without lamp base	9EL 110 737-001 Lens, indicator	135
				→10/77 ; P21W / R5W; Left / Right; Number of light functions: 4; with screws	9EL 113 324-001 Lens, combination rearlight	85
				11/77→ ; P21W / R10W; Left / Right; Number of light functions: 4; without lamp base; with screws	9EL 147 747-001 Lens, combination rearlight	88
				→10/77 ; R2 (Bilux); Right; for right-hand traffic	9ES 094 588-001 Diffusing Lens, headlight	6
				08/81→ ; H4; Left; for right-hand traffic; Halogen	9ES 120 721-001 Diffusing Lens, headlight	9
				08/81→ ; H4; Right; for right-hand traffic; Halogen	9ES 120 722-001 Diffusing Lens, headlight	9
				08/81→ ; H4; Right; for left-hand traffic; Halogen	9ES 120 726-001 Diffusing Lens, headlight	9
MERCEDES-BENZ - MB-TRAC						03/76→12/91
1000	70 kW		12/82→12/87	09/85→ ; T4W / H4; Depth [mm]: 99; Left / Right; H 144 mm; Illuminated Area [mm]: 138 x 124; Number of light functions: 3; 12 V; W 173 mm	1AA 004 109-201 Headlight	21
1100	81 kW	03/79→08/87				
1300	92 kW	03/76→08/87				
1300 Turbo, 1400 Turbo	92 - 100 kW	02/82→12/91				
1500	110 kW	07/80→12/87				
1000, 1100	74 - 81 kW	02/87→12/91	T4W / H4; Depth [mm]: 99; Left / Right; H 144 mm; Illuminated Area [mm]: 138 x 124; Number of light functions: 3; 12 V; W 173 mm	1AA 004 109-201 Headlight	21	
1600 Turbo	115 kW	06/90→12/91				
1800	132 kW	06/90→12/91				
700, 800	50 - 57 kW	02/87→12/91				
900	66 kW	03/87→12/91				
MERCEDES-BENZ - MK						12/87→09/96
1222	160 - 165 kW		07/89→08/94	P21W / T4W / R2 (Bilux); Left; Number of light functions: 4; for vehicles without headlamp levelling	1EH 002 658-311 Headlight	46
1222 A, 1222 LA	160 - 165 kW	09/89→07/94				
1222 F	160 - 165 kW		07/89→08/94	P21W / T4W / R2 (Bilux); Right; Number of light functions: 4; for vehicles without headlamp levelling	1EH 002 658-321 Headlight	47
1222 S, 1222 LS	160 - 165 kW	07/89→08/94				
1224 F	177 kW		07/89→08/94	P21W / T4W / H4; Left; Number of light functions: 4; for vehicles without headlamp levelling	1EH 002 658-331 Headlight	48
1422	230 kW		02/93→08/94			
1422 F	177 kW		03/93→08/94	P21W / T4W / H4; Right; Number of light functions: 4; for vehicles without headlamp levelling	1EH 002 658-341 Headlight	49
1422 F	180 - 230 kW		02/93→08/94			
1422 LS	200 kW		02/93→08/94	P21W / T4W / H4; Left; Number of light functions: 4; for vehicles with headlamp levelling	1EH 002 658-391 Headlight	50
1717 AK	129 kW		09/89→08/94			
1717 K	129 kW		09/89→08/94	P21W / T4W / H4; Right; Number of light functions: 4; for vehicles with headlamp levelling	1EH 002 658-401 Headlight	51
1720 L	151 - 153 kW		12/88→08/94			
1720 S	155 kW		02/90→08/94	P21W / T4W / H4; Left; Number of light functions: 4; with holder; for vehicles with headlamp levelling	1EH 002 658-551 Headlight	52
1722	153 kW		08/88→08/94			
1722	218 kW		12/88→08/94	P21W / T4W / H4; Right; Number of light functions: 4; with holder; for vehicles with headlamp levelling	1EH 002 658-561 Headlight	53
1722, 1722 L, 1722 LL	160 - 165 kW		08/88→08/94			
1722 AK	151 - 165 kW		12/88→08/94	05/94→ ; Plastic ; H3; Left / Right; Number of light functions: 1	1FE 006 300-191 Spotlight	82
1722 AK	177 kW		12/88→08/94			
1722 AK	200 kW		12/88→08/94	P21W / T4W / R2 (Bilux); Left; Number of light functions: 4; for vehicles without headlamp levelling	1LH 002 658-451 Headlight	74
1722 K	153 - 165 kW		12/88→08/94			
1722 K	230 kW		12/88→08/94	P21W / T4W / R2 (Bilux); Right; Number of light functions: 4; for vehicles without headlamp levelling	1LH 002 658-461 Headlight	75
1722 L	150 kW		12/88→08/94			
1722 S	153 - 165 kW		12/88→08/94	P21W / T4W / H4; Left; Number of light functions: 4; for vehicles with headlamp levelling	1LH 002 658-511 Headlight	76
1726 AK	195 kW		06/89→08/94			
1726 K	195 kW		12/88→08/94	P21W / T4W / H4; Right; Number of light functions: 4; for vehicles with headlamp levelling	1LH 002 658-521 Headlight	77
1726 L, 1726 LL	250 kW		12/88→08/94			
1727 L	200 kW		12/88→08/94	P21W / T4W / H4; Left; Number of light functions: 4; for vehicles with headlamp levelling	1LH 002 658-511 Headlight	76
1824	213 kW		12/88→08/94			
1831 K	230 kW		12/88→08/94	P21W / T4W / H4; Right; Number of light functions: 4; for vehicles with headlamp levelling	1LH 002 658-521 Headlight	77
1831 K	280 kW		12/88→08/94			
2422	160 kW		09/89→08/94			
2422, 2422 L	151 - 153 kW		09/89→08/94			
2422, 2422 L	160 - 165 kW		09/89→08/94			

Manufacturer - Model	Power	Displ.	Year of Constr.	Remark	Part Number	Page
MERCEDES-BENZ - MK						12/87→09/96
2422 B	160 - 165 kW		09/89→08/94	→04/94; Plastic; H3; Left / Right; Transparent; Number of light functions: 1; with holder	1NE 002 537-301 Fog Light	16
2422 K	160 - 165 kW		09/89→08/94			
2426	195 kW		01/90→08/94	05/94→; Plastic; H3; Left / Right; Black; Transparent; Number of light functions: 1; with electronics	1NE 006 300-201 Fog Light	17
2426, 2426 L	195 kW		02/90→08/94			
2426 B	195 kW		02/90→08/94			
2426 L	200 - 230 kW		02/90→08/94	Left / Right; Crystal clear; Number of light functions: 1; with lamp base	2PF 961 167-021 Marker Light	123
2426 L	250 kW		02/90→08/94			
2427 B	200 kW		02/90→08/94	P21W / R10W; Left; Number of light functions: 9; 12 V / 24 V; with lamp base	2VD 005 300-551 Combination Rearlight	101
2427 B	210 kW		02/90→08/94			
2527 L	195 kW		03/91→08/94	P21W / R10W; Right; Number of light functions: 9; 12 V / 24 V; with lamp base	2VD 005 300-581 Combination Rearlight	102
				Left / Lateral Mounting; Crystal clear; Number of light functions: 1; with lamp base	2XS 004 237-291 Marker Lamp	122
				Right / Lateral Mounting; Crystal clear; Number of light functions: 1; with lamp base	2XS 004 237-301 Marker Lamp	122
				+ 1FE 002 537-481; 24 V	5DV 007 810-171 Ballast, gas discharge lamp	5
				H4; Left; for right-hand traffic; Halogen; for vehicles without headlamp levelling	9DE 116 732-001 Reflector, headlight	132
				H4; Right; for right-hand traffic; Halogen; for vehicles without headlamp levelling	9DE 116 733-001 Reflector, headlight	132
				H4; Left; for right-hand traffic; Halogen; for vehicles with headlamp levelling	9DE 118 792-001 Reflector, headlight	133
				H4; Right; for right-hand traffic; Halogen; for vehicles with headlamp levelling	9DE 118 793-001 Reflector, headlight	133
				Left; Number of light functions: 5; without lamp base; with screws	9EL 134 296-041 Lens, combination rearlight	87
				Right; Number of light functions: 4; without lamp base; with screws	9EL 134 296-051 Lens, combination rearlight	87
				R2 (Bilux); Left; for right-hand traffic	9ES 111 704-001 Diffusing Lens, headlight	6
				R2 (Bilux); Left; for right-hand traffic	9ES 111 705-001 Diffusing Lens, headlight	6
				H4; Right; for right-hand traffic; Halogen	9ES 113 916-001 Diffusing Lens, headlight	7
				H4; Left; for right-hand traffic; Halogen	9ES 113 917-001 Diffusing Lens, headlight	7
				R2 (Bilux); Right; for left-hand traffic	9ES 113 918-001 Diffusing Lens, headlight	7
				R2 (Bilux); Left; for left-hand traffic	9ES 113 919-001 Diffusing Lens, headlight	8
				H4; Right; for left-hand traffic; Halogen	9ES 118 402-001 Diffusing Lens, headlight	8
				H4; Left; for left-hand traffic; Halogen	9ES 118 403-001 Diffusing Lens, headlight	8
1222 AF	160 - 165 kW		09/89→09/93	P21W / T4W / R2 (Bilux); Left; Number of light functions: 4; for vehicles without headlamp levelling	1EH 002 658-311 Headlight	46
1226 AF	195 - 218 kW		02/90→09/93			
1227 A	200 kW		01/92→07/92			
1422 F	160 - 165 kW		07/89→09/93	P21W / T4W / R2 (Bilux); Right; Number of light functions: 4; for vehicles without headlamp levelling	1EH 002 658-321 Headlight	47
2433 K	249 kW		09/89→07/92			
				P21W / T4W / H4; Left; Number of light functions: 4; for vehicles without headlamp levelling	1EH 002 658-331 Headlight	48
				P21W / T4W / H4; Right; Number of light functions: 4; for vehicles without headlamp levelling	1EH 002 658-341 Headlight	49
				P21W / T4W / H4; Left; Number of light functions: 4; for vehicles with headlamp levelling	1EH 002 658-391 Headlight	50
				P21W / T4W / H4; Right; Number of light functions: 4; for vehicles with headlamp levelling	1EH 002 658-401 Headlight	51
				P21W / T4W / H4; Left; Number of light functions: 4; with holder; for vehicles with headlamp levelling	1EH 002 658-551 Headlight	52
				P21W / T4W / H4; Right; Number of light functions: 4; with holder; for vehicles with headlamp levelling	1EH 002 658-561 Headlight	53
				P21W / T4W / R2 (Bilux); Left; Number of light functions: 4; for vehicles without headlamp levelling	1LH 002 658-451 Headlight	74
				P21W / T4W / R2 (Bilux); Right; Number of light functions: 4; for vehicles without headlamp levelling	1LH 002 658-461 Headlight	75
				P21W / T4W / H4; Left; Number of light functions: 4; for vehicles with headlamp levelling	1LH 002 658-511 Headlight	76
				P21W / T4W / H4; Right; Number of light functions: 4; for vehicles with headlamp levelling	1LH 002 658-521 Headlight	77

Manufacturer - Model	Power	Displ.	Year of Constr.	Remark	Part Number	Page
MERCEDES-BENZ - MK						12/87→09/96
1222 AF	160 - 165 kW		09/89→09/93	Plastic ; H3; Left / Right; Transparent; Number of light functions: 1; with holder	1NE 002 537-301 Fog Light	16
1226 AF	195 - 218 kW		02/90→09/93			
1227 A	200 kW		01/92→07/92	Left / Right; Crystal clear; Number of light functions: 1; with lamp base	2PF 961 167-021 Marker Light	123
1422 F	160 - 165 kW		07/89→09/93			
2433 K	249 kW		09/89→07/92			
				P21W / R10W; Left; Number of light functions: 9; 12 V / 24 V; with lamp base	2VD 005 300-551 Combination Rearlight	101
				P21W / R10W; Right; Number of light functions: 9; 12 V / 24 V; with lamp base	2VD 005 300-581 Combination Rearlight	102
				Left / Lateral Mounting; Crystal clear; Number of light functions: 1; with lamp base	2XS 004 237-291 Marker Lamp	122
				Right / Lateral Mounting; Crystal clear; Number of light functions: 1; with lamp base	2XS 004 237-301 Marker Lamp	122
				+ 1FE 002 537-481 ; 24 V	5DV 007 810-171 Ballast, gas discharge lamp	5
				H4; Left; for right-hand traffic; Halogen; for vehicles without headlamp levelling	9DE 116 732-001 Reflector, headlight	132
				H4; Right; for right-hand traffic; Halogen; for vehicles without headlamp levelling	9DE 116 733-001 Reflector, headlight	132
				H4; Left; for right-hand traffic; Halogen; for vehicles with headlamp levelling	9DE 118 792-001 Reflector, headlight	133
				H4; Right; for right-hand traffic; Halogen; for vehicles with headlamp levelling	9DE 118 793-001 Reflector, headlight	133
				Left; Number of light functions: 5; without lamp base; with screws	9EL 134 296-041 Lens, combination rearlight	87
				Right; Number of light functions: 4; without lamp base; with screws	9EL 134 296-051 Lens, combination rearlight	87
				R2 (Bilux); Left; for right-hand traffic	9ES 111 704-001 Diffusing Lens, headlight	6
				R2 (Bilux); Left; for right-hand traffic	9ES 111 705-001 Diffusing Lens, headlight	6
				H4; Right; for right-hand traffic; Halogen	9ES 113 916-001 Diffusing Lens, headlight	7
				H4; Left; for right-hand traffic; Halogen	9ES 113 917-001 Diffusing Lens, headlight	7
				R2 (Bilux); Right; for left-hand traffic	9ES 113 918-001 Diffusing Lens, headlight	7
				R2 (Bilux); Left; for left-hand traffic	9ES 113 919-001 Diffusing Lens, headlight	8
				H4; Right; for left-hand traffic; Halogen	9ES 118 402-001 Diffusing Lens, headlight	8
				H4; Left; for left-hand traffic; Halogen	9ES 118 403-001 Diffusing Lens, headlight	8
1224 AF	170 - 177 kW		02/93→09/96	P21W / T4W / R2 (Bilux); Left; Number of light functions: 4; for vehicles without headlamp levelling	1EH 002 658-311 Headlight	46
1224 AF	180 kW		02/93→09/96			
1226 AF	180 - 200 kW		02/93→09/96			
1226 AF	250 kW		02/93→09/96	P21W / T4W / R2 (Bilux); Right; Number of light functions: 4; for vehicles without headlamp levelling	1EH 002 658-321 Headlight	47
1234 AF	250 kW		01/92→09/96			
1417	121 - 129 kW		07/89→09/96			
1417 A	121 - 129 kW		09/89→09/96	P21W / T4W / H4; Left; Number of light functions: 4; for vehicles without headlamp levelling	1EH 002 658-331 Headlight	48
1417 AK	121 - 129 kW		09/89→09/96			
1417 K	121 - 125 kW		07/89→09/96	P21W / T4W / H4; Right; Number of light functions: 4; for vehicles without headlamp levelling	1EH 002 658-341 Headlight	49
1420,1420 L	155 kW		12/87→09/96			
1420 AK	155 kW		09/89→09/96	P21W / T4W / H4; Left; Number of light functions: 4; for vehicles with headlamp levelling	1EH 002 658-391 Headlight	50
1420 AK	160 - 165 kW		09/89→09/96			
1420 LS	155 kW		02/90→09/96	P21W / T4W / H4; Right; Number of light functions: 4; for vehicles with headlamp levelling	1EH 002 658-401 Headlight	51
1422,1422 L	160 - 165 kW		12/87→09/96			
1422 S,1422 LS	160 - 165 kW		12/87→09/96	P21W / T4W / H4; Left; Number of light functions: 4; with holder; for vehicles with headlamp levelling	1EH 002 658-551 Headlight	52
1424	177 kW		07/89→09/96			
1424,1424 L	180 - 200 kW		12/87→09/96			
1424 S,1424 LS	180 - 200 kW		12/87→09/96	P21W / T4W / H4; Right; Number of light functions: 4; with holder; for vehicles with headlamp levelling	1EH 002 658-561 Headlight	53
1426 S,1426 LS	191 - 195 kW		12/87→09/96			
1427	200 kW		02/93→09/96			
1427 F	200 kW		02/93→09/96	05/94→ ; Plastic ; H3; Left / Right; Number of light functions: 1	1FE 006 300-191 Spotlight	82
1427 L	200 kW		12/87→09/96			
1427 LS	200 kW		02/93→09/96	P21W / T4W / R2 (Bilux); Left; Number of light functions: 4; for vehicles without headlamp levelling	1LH 002 658-451 Headlight	74
1431	213 kW		12/87→08/96			
1431	230 kW		12/87→08/96			
1431 F	230 kW		12/87→08/96	P21W / T4W / R2 (Bilux); Right; Number of light functions: 4; for vehicles without headlamp levelling	1LH 002 658-461 Headlight	75
1624 S	180 kW		12/87→09/96			
1717,1717 L	129 kW		12/87→09/96			
1720,1720 L	150 - 155 kW		12/87→09/96	P21W / T4W / H4; Left; Number of light functions: 4; for vehicles with headlamp levelling	1LH 002 658-511 Headlight	76
1722,1722 L, 1722 LL	151 - 165 kW		12/87→09/96			
1726,1726 L, 1726 LL	195 - 218 kW		12/87→09/96	P21W / T4W / H4; Right; Number of light functions: 4; for vehicles with headlamp levelling	1LH 002 658-521 Headlight	77
1726 LL	200 kW		12/87→09/96			
1726 S,1726 LS	195 - 218 kW		12/87→09/96			
1729	210 - 218 kW		12/87→09/96	→04/94 ; Plastic ; H3; Left / Right; Transparent; Number of light functions: 1; with holder	1NE 002 537-301 Fog Light	16

Manufacturer - Model	Power	Displ.	Year of Constr.	Remark	Part Number	Page
MERCEDES-BENZ - MK						12/87→09/96
1729 LS	213 kW		12/87→09/96	05/94→; Plastic ; H3; Left / Right; Black; Transparent; Number of light functions: 1; with electronics	1NE 006 300-201 Fog Light	17
1733,1733 L, 1734 L	243 - 250 kW		12/87→09/96			
1733 S,1733 LS	243 - 249 kW		12/87→09/96			
1820,1820 L	155 kW		12/87→09/96	Left / Right; Crystal clear; Number of light functions: 1; with lamp base	2PF 961 167-021 Marker Light	123
1820 AK	155 kW		07/93→09/96			
1820 K	155 kW		05/92→09/96	→10/94; P21W / R10W; Left; Number of light functions: 9; 12 V / 24 V; with lamp base	2VD 005 300-551 Combination Rearlight	101
1824	180 kW		08/92→09/96			
1824	180 kW		01/94→09/96	→10/94; P21W / R10W; Right; Number of light functions: 9; 12 V / 24 V; with lamp base	2VD 005 300-581 Combination Rearlight	102
1824,1824 L	180 kW		12/87→09/96			
1824 AK	177 kW		08/92→09/96			
1824 AK	180 kW		08/92→09/96	11/94→; P21W / R10W; Left; Number of light functions: 8; 24 V; with lamp base	2VD 007 500-091 Combination Rearlight	103
1824 AK	180 - 230 kW		01/94→09/96			
1824 K	180 kW		08/92→09/96	11/94→; P21W / R10W; Left / Right; Number of light functions: 9; 24 V; with lamp base	2VD 007 500-111 Combination Rearlight	104
1824 K	180 kW		01/94→09/96			
1827,1827 L	200 kW		12/87→09/96			
1827 AK	200 kW		08/92→09/96	11/94→; P21W / R10W; Right; Number of light functions: 8; 24 V; with lamp base	2VD 007 500-201 Combination Rearlight	105
1827 S,1827 LS	200 kW		12/87→09/96			
1831,1831 L	230 kW		12/87→09/96			
1831 S,1831 LS	230 kW		12/87→09/96	Left / Lateral Mounting; Crystal clear; Number of light functions: 1; with lamp base	2XS 004 237-291 Marker Lamp	122
1834,1834 L	250 kW		12/87→09/96			
1834 S,1834 LS	250 kW		12/87→09/96	Right / Lateral Mounting; Crystal clear; Number of light functions: 1; with lamp base	2XS 004 237-301 Marker Lamp	122
1926	195 kW		12/87→09/96			
2320 L	155 kW		12/87→09/96	+ 1FE 002 537-481; 24 V	5DV 007 810-171 Ballast, gas discharge lamp	5
2327 L	200 kW		12/87→09/96			
2420,2420 L	150 - 155 kW		12/87→09/96			
2422,2422 L	153 - 165 kW		12/87→09/96			
2422 L	153 kW		12/87→09/96	H4; Left; for right-hand traffic; Halogen; for vehicles without headlamp levelling	9DE 116 732-001 Reflector, headlight	132
2422 L	160 - 170 kW		12/87→09/96			
2426	195 kW		12/87→09/96	H4; Right; for right-hand traffic; Halogen; for vehicles without headlamp levelling	9DE 116 733-001 Reflector, headlight	132
2426 L	195 kW		12/87→09/96			
2427 L	200 kW		12/87→09/96	H4; Left; for right-hand traffic; Halogen; for vehicles with headlamp levelling	9DE 118 792-001 Reflector, headlight	133
2429	210 - 218 kW		12/87→09/96			
2431	230 kW		12/87→09/96	H4; Right; for right-hand traffic; Halogen; for vehicles with headlamp levelling	9DE 118 793-001 Reflector, headlight	133
2433,2433 L, 2434 L	243 - 250 kW		12/87→09/96			
2433 L	230 kW		12/87→09/96			
2433 L	243 kW		12/87→09/96	Left; Number of light functions: 5; without lamp base; with screws	9EL 134 296-041 Lens, combination rearlight	87
2433 S	243 - 250 kW		12/87→09/96			
2433 S,2433 LS	243 - 249 kW		12/87→09/96	Right; Number of light functions: 4; without lamp base; with screws	9EL 134 296-051 Lens, combination rearlight	87
2522 L	153 kW		12/87→09/96			
2522 L	165 kW		12/87→09/96	R2 (Bilux); Left; for right-hand traffic	9ES 111 704-001 Diffusing Lens, headlight	6
2524	180 kW		06/92→09/96			
2524	180 kW		01/94→09/96	R2 (Bilux); Left; for right-hand traffic	9ES 111 705-001 Diffusing Lens, headlight	6
2524,2524 L	180 kW		12/87→09/96			
2524,2524 L	180 - 200 kW		12/87→09/96	H4; Right; for right-hand traffic; Halogen	9ES 113 916-001 Diffusing Lens, headlight	7
2524 K	180 kW		06/92→09/96			
2524 K	180 kW		01/94→09/96	H4; Left; for right-hand traffic; Halogen	9ES 113 917-001 Diffusing Lens, headlight	7
2524 L	180 kW		12/87→09/96			
2527	200 kW		10/93→09/96			
2527	200 kW		01/94→09/96	R2 (Bilux); Right; for left-hand traffic	9ES 113 918-001 Diffusing Lens, headlight	7
2527 B	200 kW		03/91→09/96			
2527 B	200 kW		01/94→09/96	R2 (Bilux); Left; for left-hand traffic	9ES 113 919-001 Diffusing Lens, headlight	8
2527 K	200 kW		10/93→09/96			
2527 K	200 kW		01/94→09/96	H4; Right; for left-hand traffic; Halogen	9ES 118 402-001 Diffusing Lens, headlight	8
2527 L	200 kW		12/87→09/96			
2527 L	200 - 230 kW		09/92→09/96			
2527 L	200 - 230 kW		01/94→09/96	H4; Left; for left-hand traffic; Halogen	9ES 118 403-001 Diffusing Lens, headlight	8
2531,2531 L	230 kW		12/87→09/96			
2531 B	230 kW		12/87→09/96			
2531 L	230 kW		12/87→09/96			
2531 L	250 kW		12/87→09/96			
2534,2534 L	250 kW		12/87→09/96			
2534 K	250 kW		01/91→09/96			
2534 L	230 kW		12/87→09/96			
2534 L	250 kW		12/87→09/96			
2534 S,2534 LS	250 kW		12/87→09/96			
3231 L	230 kW		12/87→09/96			
1227 AF, 1227 LAF	200 kW		01/92→07/92	P21W / T4W / R2 (Bilux); Left; Number of light functions: 4; for vehicles without headlamp levelling	1EH 002 658-311 Headlight	46
				P21W / T4W / R2 (Bilux); Right; Number of light functions: 4; for vehicles without headlamp levelling	1EH 002 658-321 Headlight	47
				P21W / T4W / H4; Left; Number of light functions: 4; for vehicles without headlamp levelling	1EH 002 658-331 Headlight	48
				P21W / T4W / H4; Right; Number of light functions: 4; for vehicles without headlamp levelling	1EH 002 658-341 Headlight	49
				P21W / T4W / H4; Left; Number of light functions: 4; for vehicles with headlamp levelling	1EH 002 658-391 Headlight	50
				P21W / T4W / H4; Right; Number of light functions: 4; for vehicles with headlamp levelling	1EH 002 658-401 Headlight	51

Manufacturer - Model	Power	Displ.	Year of Constr.	Remark	Part Number	Page
MERCEDES-BENZ - MK						12/87→09/96
1227 AF, 1227 LAF	200 kW		01/92→07/92	P21W / T4W / H4; Left; Number of light functions: 4; with holder; for vehicles with headlamp levelling	1EH 002 658-551 Headlight	52
				P21W / T4W / H4; Right; Number of light functions: 4; with holder; for vehicles with headlamp levelling	1EH 002 658-561 Headlight	53
				P21W / T4W / R2 (Bilux); Left; Number of light functions: 4; for vehicles without headlamp levelling	1LH 002 658-451 Headlight	74
				P21W / T4W / R2 (Bilux); Right; Number of light functions: 4; for vehicles without headlamp levelling	1LH 002 658-461 Headlight	75
				P21W / T4W / H4; Left; Number of light functions: 4; for vehicles with headlamp levelling	1LH 002 658-511 Headlight	76
				P21W / T4W / H4; Right; Number of light functions: 4; for vehicles with headlamp levelling	1LH 002 658-521 Headlight	77
				Plastic ; H3; Left / Right; Transparent; Number of light functions: 1; with holder	1NE 002 537-301 Fog Light	16
				P21W / R10W; Left; Number of light functions: 9; 12 V / 24 V; with lamp base	2VD 005 300-551 Combination Rearlight	101
				P21W / R10W; Right; Number of light functions: 9; 12 V / 24 V; with lamp base	2VD 005 300-581 Combination Rearlight	102
				+ 1FE 002 537-481 ; 24 V	5DV 007 810-171 Ballast, gas discharge lamp	5
				H4; Left; for right-hand traffic; Halogen; for vehicles without headlamp levelling	9DE 116 732-001 Reflector, headlight	132
				H4; Right; for right-hand traffic; Halogen; for vehicles without headlamp levelling	9DE 116 733-001 Reflector, headlight	132
				H4; Left; for right-hand traffic; Halogen; for vehicles with headlamp levelling	9DE 118 792-001 Reflector, headlight	133
				H4; Right; for right-hand traffic; Halogen; for vehicles with headlamp levelling	9DE 118 793-001 Reflector, headlight	133
				Left; Number of light functions: 5; without lamp base; with screws	9EL 134 296-041 Lens, combination rearlight	87
				Right; Number of light functions: 4; without lamp base; with screws	9EL 134 296-051 Lens, combination rearlight	87
				R2 (Bilux); Left; for right-hand traffic	9ES 111 704-001 Diffusing Lens, headlight	6
				R2 (Bilux); Left; for right-hand traffic	9ES 111 705-001 Diffusing Lens, headlight	6
				H4; Right; for right-hand traffic; Halogen	9ES 113 916-001 Diffusing Lens, headlight	7
				H4; Left; for right-hand traffic; Halogen	9ES 113 917-001 Diffusing Lens, headlight	7
				R2 (Bilux); Right; for left-hand traffic	9ES 113 918-001 Diffusing Lens, headlight	7
				R2 (Bilux); Left; for left-hand traffic	9ES 113 919-001 Diffusing Lens, headlight	8
				H4; Right; for left-hand traffic; Halogen	9ES 118 402-001 Diffusing Lens, headlight	8
				H4; Left; for left-hand traffic; Halogen	9ES 118 403-001 Diffusing Lens, headlight	8
1231 AF	230 kW		01/92→09/96	P21W / T4W / R2 (Bilux); Left; Number of light functions: 4; for vehicles without headlamp levelling	1EH 002 658-311 Headlight	46
1429 AF	213 kW		01/92→09/96			
1627 AF	195 kW		01/92→09/96	P21W / T4W / R2 (Bilux); Right; Number of light functions: 4; for vehicles without headlamp levelling	1EH 002 658-321 Headlight	47
1827 K	200 kW		01/94→09/96	P21W / T4W / H4; Left; Number of light functions: 4; for vehicles without headlamp levelling	1EH 002 658-331 Headlight	48
				P21W / T4W / H4; Right; Number of light functions: 4; for vehicles without headlamp levelling	1EH 002 658-341 Headlight	49
				P21W / T4W / H4; Left; Number of light functions: 4; for vehicles with headlamp levelling	1EH 002 658-391 Headlight	50
				P21W / T4W / H4; Right; Number of light functions: 4; for vehicles with headlamp levelling	1EH 002 658-401 Headlight	51
				P21W / T4W / H4; Left; Number of light functions: 4; with holder; for vehicles with headlamp levelling	1EH 002 658-551 Headlight	52
				P21W / T4W / H4; Right; Number of light functions: 4; with holder; for vehicles with headlamp levelling	1EH 002 658-561 Headlight	53
				05/94→; Plastic ; H3; Left / Right; Number of light functions: 1	1FE 006 300-191 Spotlight	82
				P21W / T4W / R2 (Bilux); Left; Number of light functions: 4; for vehicles without headlamp levelling	1LH 002 658-451 Headlight	74

Manufacturer - Model	Power	Displ.	Year of Constr.	Remark	Part Number	Page
MERCEDES-BENZ - MK						12/87→09/96
1231 AF	230 kW		01/92→09/96	P21W / T4W / R2 (Bilux); Right; Number of light functions: 4; for vehicles without headlamp levelling	1LH 002 658-461 Headlight	75
1429 AF	213 kW		01/92→09/96	P21W / T4W / H4; Left; Number of light functions: 4; for vehicles with headlamp levelling	1LH 002 658-511 Headlight	76
1627 AF	195 kW		01/92→09/96	P21W / T4W / H4; Right; Number of light functions: 4; for vehicles with headlamp levelling	1LH 002 658-521 Headlight	77
1827 K	200 kW		01/94→09/96	→04/94; Plastic; H3; Left / Right; Transparent; Number of light functions: 1; with holder	1NE 002 537-301 Fog Light	16
				05/94→; Plastic; H3; Left / Right; Black; Transparent; Number of light functions: 1; with electronics	1NE 006 300-201 Fog Light	17
				→10/94; P21W / R10W; Left; Number of light functions: 9; 12 V / 24 V; with lamp base	2VD 005 300-551 Combination Rearlight	101
				→10/94; P21W / R10W; Right; Number of light functions: 9; 12 V / 24 V; with lamp base	2VD 005 300-581 Combination Rearlight	102
				11/94→; P21W / R10W; Left; Number of light functions: 8; 24 V; with lamp base	2VD 007 500-091 Combination Rearlight	103
				11/94→; P21W / R10W; Left / Right; Number of light functions: 9; 24 V; with lamp base	2VD 007 500-111 Combination Rearlight	104
				11/94→; P21W / R10W; Right; Number of light functions: 8; 24 V; with lamp base	2VD 007 500-201 Combination Rearlight	105
				11/94→; P21W / R10W; Right; Number of light functions: 9; 24 V; with lamp base	2VD 007 500-221 Combination Rearlight	106
				+ 1FE 002 537-481 ; 24 V	5DV 007 810-171 Ballast, gas discharge lamp	5
				H4; Left; for right-hand traffic; Halogen; for vehicles without headlamp levelling	9DE 116 732-001 Reflector, headlight	132
				H4; Right; for right-hand traffic; Halogen; for vehicles without headlamp levelling	9DE 116 733-001 Reflector, headlight	132
				H4; Left; for right-hand traffic; Halogen; for vehicles with headlamp levelling	9DE 118 792-001 Reflector, headlight	133
				H4; Right; for right-hand traffic; Halogen; for vehicles with headlamp levelling	9DE 118 793-001 Reflector, headlight	133
				Left; Number of light functions: 5; without lamp base; with screws	9EL 134 296-041 Lens, combination rearlight	87
				Right; Number of light functions: 4; without lamp base; with screws	9EL 134 296-051 Lens, combination rearlight	87
				R2 (Bilux); Left; for right-hand traffic	9ES 111 704-001 Diffusing Lens, headlight	6
				R2 (Bilux); Left; for right-hand traffic	9ES 111 705-001 Diffusing Lens, headlight	6
				H4; Right; for right-hand traffic; Halogen	9ES 113 916-001 Diffusing Lens, headlight	7
				H4; Left; for right-hand traffic; Halogen	9ES 113 917-001 Diffusing Lens, headlight	7
				R2 (Bilux); Right; for left-hand traffic	9ES 113 918-001 Diffusing Lens, headlight	7
				R2 (Bilux); Left; for left-hand traffic	9ES 113 919-001 Diffusing Lens, headlight	8
				H4; Right; for left-hand traffic; Halogen	9ES 118 402-001 Diffusing Lens, headlight	8
				H4; Left; for left-hand traffic; Halogen	9ES 118 403-001 Diffusing Lens, headlight	8
1427 S, 1427 LS	200 kW		02/93→09/96	P21W / T4W / R2 (Bilux); Left; Number of light functions: 4; for vehicles without headlamp levelling	1EH 002 658-311 Headlight	46
				P21W / T4W / R2 (Bilux); Right; Number of light functions: 4; for vehicles without headlamp levelling	1EH 002 658-321 Headlight	47
				P21W / T4W / H4; Left; Number of light functions: 4; for vehicles without headlamp levelling	1EH 002 658-331 Headlight	48
				P21W / T4W / H4; Right; Number of light functions: 4; for vehicles without headlamp levelling	1EH 002 658-341 Headlight	49
				P21W / T4W / H4; Left; Number of light functions: 4; for vehicles with headlamp levelling	1EH 002 658-391 Headlight	50
				P21W / T4W / H4; Right; Number of light functions: 4; for vehicles with headlamp levelling	1EH 002 658-401 Headlight	51
				P21W / T4W / H4; Left; Number of light functions: 4; with holder; for vehicles with headlamp levelling	1EH 002 658-551 Headlight	52
				P21W / T4W / H4; Right; Number of light functions: 4; with holder; for vehicles with headlamp levelling	1EH 002 658-561 Headlight	53
				05/94→; Plastic; H3; Left / Right; Number of light functions: 1	1FE 006 300-191 Spotlight	82

Manufacturer - Model	Power	Displ.	Year of Constr.	Remark	Part Number	Page
MERCEDES-BENZ - MK						12/87→09/96
1427 S, 1427 LS	200 kW		02/93→09/96	P21W / T4W / R2 (Bilux); Left; Number of light functions: 4; for vehicles without headlamp levelling	1LH 002 658-451 Headlight	74
				P21W / T4W / R2 (Bilux); Right; Number of light functions: 4; for vehicles without headlamp levelling	1LH 002 658-461 Headlight	75
				P21W / T4W / H4; Left; Number of light functions: 4; for vehicles with headlamp levelling	1LH 002 658-511 Headlight	76
				P21W / T4W / H4; Right; Number of light functions: 4; for vehicles with headlamp levelling	1LH 002 658-521 Headlight	77
				→04/94; Plastic ; H3; Left / Right; Transparent; Number of light functions: 1; with holder	1NE 002 537-301 Fog Light	16
				05/94→; Plastic ; H3; Left / Right; Black; Transparent; Number of light functions: 1; with electronics	1NE 006 300-201 Fog Light	17
				P21W; Right / Lateral Mounting; Yellow; Number of light functions: 1; with lamp base	2BM 006 692-021 Indicator	150
				Left / Right; Crystal clear; Number of light functions: 1; with lamp base	2PF 961 167-021 Marker Light	123
				→10/94 ; P21W / R10W; Left; Number of light functions: 9; 12 V / 24 V; with lamp base	2VD 005 300-551 Combination Rearlight	101
				→10/94 ; P21W / R10W; Right; Number of light functions: 9; 12 V / 24 V; with lamp base	2VD 005 300-581 Combination Rearlight	102
				11/94→ ; P21W / R10W; Left; Number of light functions: 8; 24 V; with lamp base	2VD 007 500-091 Combination Rearlight	103
				11/94→ ; P21W / R10W; Left / Right; Number of light functions: 9; 24 V; with lamp base	2VD 007 500-111 Combination Rearlight	104
				11/94→ ; P21W / R10W; Right; Number of light functions: 8; 24 V; with lamp base	2VD 007 500-201 Combination Rearlight	105
				11/94→ ; P21W / R10W; Right; Number of light functions: 9; 24 V; with lamp base	2VD 007 500-221 Combination Rearlight	106
				Left / Lateral Mounting; Crystal clear; Number of light functions: 1; with lamp base	2XS 004 237-291 Marker Lamp	122
				Right / Lateral Mounting; Crystal clear; Number of light functions: 1; with lamp base	2XS 004 237-301 Marker Lamp	122
				+ 1FE 002 537-481 ; 24 V	5DV 007 810-171 Ballast, gas discharge lamp	5
				H4; Left; for right-hand traffic; Halogen; for vehicles without headlamp levelling	9DE 116 732-001 Reflector, headlight	132
				H4; Right; for right-hand traffic; Halogen; for vehicles without headlamp levelling	9DE 116 733-001 Reflector, headlight	132
				H4; Left; for right-hand traffic; Halogen; for vehicles with headlamp levelling	9DE 118 792-001 Reflector, headlight	133
				H4; Right; for right-hand traffic; Halogen; for vehicles with headlamp levelling	9DE 118 793-001 Reflector, headlight	133
				Left; Number of light functions: 5; without lamp base; with screws	9EL 134 296-041 Lens, combination rearlight	87
				Right; Number of light functions: 4; without lamp base; with screws	9EL 134 296-051 Lens, combination rearlight	87
				R2 (Bilux); Left; for right-hand traffic	9ES 111 704-001 Diffusing Lens, headlight	6
				R2 (Bilux); Left; for right-hand traffic	9ES 111 705-001 Diffusing Lens, headlight	6
				H4; Right; for right-hand traffic; Halogen	9ES 113 916-001 Diffusing Lens, headlight	7
				H4; Left; for right-hand traffic; Halogen	9ES 113 917-001 Diffusing Lens, headlight	7
				R2 (Bilux); Right; for left-hand traffic	9ES 113 918-001 Diffusing Lens, headlight	7
				R2 (Bilux); Left; for left-hand traffic	9ES 113 919-001 Diffusing Lens, headlight	8
				H4; Right; for left-hand traffic; Halogen	9ES 118 402-001 Diffusing Lens, headlight	8
				H4; Left; for left-hand traffic; Halogen	9ES 118 403-001 Diffusing Lens, headlight	8
MERCEDES-BENZ - NG						08/73→09/96
1013	96 kW		02/76→12/84	P21W / T4W / H4; Left; Number of light functions: 4; for vehicles without headlamp levelling	1EH 002 658-031 Headlight	44
1013 A	96 kW		02/76→12/86			
1013 AK	96 kW		02/76→12/84	P21W / T4W / H4; Right; Number of light functions: 4; for vehicles without headlamp levelling	1EH 002 658-041 Headlight	45
1013 K	96 kW		02/76→12/84			
1013 KO	96 kW		02/76→12/84			
1013 S	96 kW		02/76→12/84			
1017	124 kW		11/75→02/91	P21W; Left / Lateral Installation; Number of light functions: 1; 12 V / 24 V; with lamp base / without bulb	2BM 002 847-011 Indicator	146
1017 A	124 kW		11/75→02/91			

Manufacturer - Model	Power	Displ.	Year of Constr.	Remark	Part Number	Page
MERCEDES-BENZ - NG					08/73→09/96	
1017 AF	124 kW		11/75→09/85	P21W; Right / Lateral Installation; Number of light functions: 1; 12 V / 24 V; with lamp base / without bulb	2BM 002 847-021 Indicator	147
1017 AK	124 kW		02/76→12/84	K (10W); Interior; Number of light functions: 1; 12 V / 24 V; with lamp base; without switch	2JA 001 357-012 Interior Light	116
1017 AS	124 kW		04/77→09/85			
1017 K	124 kW		02/76→12/84	P21W; Interior; Number of light functions: 1; 12 V; with lamp base / without bulb	2JA 002 661-001 Interior Light	117
1017 KO, 1017 F	124 kW		08/73→09/96			
1017 S, 1017 LS	124 kW		08/73→09/96	P21W; Left / Right; Red; Number of light functions: 1; with lamp base	2NE 003 236-001 Rear Fog Light	126
1019 AF	141 - 141 kW		01/79→12/82			
1019 AF	144 kW		01/79→12/82	Left / Right; Crystal clear; Number of light functions: 1; with lamp base	2PF 961 167-021 Marker Light	123
1019 F	141 kW		01/79→12/82			
1213	96 kW		09/75→05/86	P21W / R10W; Right; Number of light functions: 3; 12 V / 24 V; with lamp base / with seal / without bulb	2SD 001 699-061 Combination Rearlight	94
1213 A	96 kW		09/75→05/86			
1213 AK	96 kW		09/75→05/86	P21W / R10W; Right; Number of light functions: 3; 12 V / 24 V; with lamp base / with seal / without bulb	2SD 003 167-021 Combination Rearlight	95
1213 AKO	96 kW		09/75→05/86			
1213 AS	96 kW		09/75→05/86	P21W / R10W; Left; Number of light functions: 4; 12 V / 24 V; with lamp base / with seal / without bulb	2SE 001 699-071 Combination Rearlight	97
1213 K	96 kW		09/75→05/86			
1213 KO	96 kW		09/75→05/86	P21W / R10W; for horizontal fastening; Left; mounting; Number of light functions: 4; 12 V / 24 V; with lamp base / with seal / without bulb	2SE 003 167-031 Combination Rearlight	98
1213 S	96 kW		09/75→05/86			
1217, 1217 L	124 kW		08/73→09/96	Number of light functions: 2	2TJ 003 168-151 Marker Lamp	121
1217 A	124 kW		09/75→09/85			
1217 AK	124 kW		09/75→09/85	Number of light functions: 2; Quantity: 147	2TJ 003 168-157 Marker Lamp	121
1217 AS	124 kW		09/75→09/85			
1217 CA	125 kW		05/82→10/90	P21W; Rear; Number of light functions: 1; 12 V / 24 V; with lamp base / with seal / without bulb	2ZR 003 236-051 Reverse Light	129
1217 K	124 kW		09/75→12/84			
1217 KO	124 kW		09/75→09/85	H4; Left; for right-hand traffic; Halogen; for vehicles without headlamp levelling	9DE 116 732-001 Reflector, headlight	132
1217 S, 1217 LS	124 kW		08/73→09/96			
1219	141 kW		09/75→09/84	H4; Right; for right-hand traffic; Halogen; for vehicles without headlamp levelling	9DE 116 733-001 Reflector, headlight	132
1219 A	141 kW		09/75→12/82			
1219 AF	141 kW		09/75→09/84	H4; Left; for right-hand traffic; Halogen; for vehicles with headlamp levelling	9DE 118 792-001 Reflector, headlight	133
1219 AK	141 kW		09/75→12/84			
1219 F	141 kW		09/75→09/84	H4; Right; for right-hand traffic; Halogen; for vehicles with headlamp levelling	9DE 118 793-001 Reflector, headlight	133
1219 K	141 kW		09/75→09/84			
1219 S	141 kW		09/75→09/84	P21W / R10W; Left / Right; Number of light functions: 4; without lamp base; with screws	9EL 109 139-001 Lens, combination rearlight	85
1222	159 kW		07/82→02/90			
1222 A	159 kW		05/82→10/90	Left / Right	9EL 115 830-001 Lens, indicator	136
1222 AF	159 kW		05/82→12/91			
1222 F	159 kW		05/82→12/91	P21W / R10W; Left / Right; Number of light functions: 4; without lamp base; with screws	9EL 147 747-001 Lens, combination rearlight	88
1222 S	159 kW		07/82→02/90			
1225 AF	206 kW		05/82→12/91	R2 (Bilux); Left; for right-hand traffic	9ES 111 704-001 Diffusing Lens, headlight	6
1225 AF	213 kW		05/82→12/91			
1413	96 kW		09/75→12/84	R2 (Bilux); Left; for right-hand traffic	9ES 111 705-001 Diffusing Lens, headlight	6
1413 A	96 kW		09/75→12/84			
1413 AK	96 kW		09/75→12/84	H4; Right; for right-hand traffic; Halogen	9ES 113 916-001 Diffusing Lens, headlight	7
1413 AKO	96 kW		09/75→12/84			
1413 K	96 kW		09/75→12/84	H4; Left; for right-hand traffic; Halogen	9ES 113 917-001 Diffusing Lens, headlight	7
1413 KO	96 kW		09/75→12/84			
1414	100 kW		04/84→03/91	R2 (Bilux); Right; for left-hand traffic	9ES 113 918-001 Diffusing Lens, headlight	7
1414 K	100 kW		04/84→03/91			
1417	124 kW		05/75→12/84	R2 (Bilux); Left; for left-hand traffic	9ES 113 919-001 Diffusing Lens, headlight	8
1417 A	124 kW		05/75→12/84			
1417 AK	124 kW		05/75→12/84	H4; Right; for left-hand traffic; Halogen	9ES 118 402-001 Diffusing Lens, headlight	8
1417 AKO	124 kW		05/75→12/84			
1417 C	125 kW		04/84→03/91	H4; Left; for left-hand traffic; Halogen	9ES 118 403-001 Diffusing Lens, headlight	8
1417 CA	125 kW		04/84→03/91			
1417 CAK	125 kW		04/84→03/91	R2 (Bilux); Right; for left-hand traffic	9ES 113 918-001 Diffusing Lens, headlight	7
1417 CK	125 kW		04/84→03/91			
1417 K	124 kW		05/75→12/84	R2 (Bilux); Left; for left-hand traffic	9ES 113 919-001 Diffusing Lens, headlight	8
1417 KO	124 kW		05/75→12/84			
1419, 1419 L	141 kW		08/73→09/96	H4; Right; for left-hand traffic; Halogen	9ES 118 402-001 Diffusing Lens, headlight	8
1419 AK	141 kW		05/75→12/84			
1419 AS	141 kW		05/75→12/82	H4; Left; for left-hand traffic; Halogen	9ES 118 403-001 Diffusing Lens, headlight	8
1419 C, 1419 CL	141 kW		08/73→09/96			
1419 F	141 kW		05/75→12/82	R2 (Bilux); Left; for left-hand traffic	9ES 113 919-001 Diffusing Lens, headlight	8
1419 K	141 kW		05/75→12/82			
1419 S, 1419 LS	141 kW		08/73→09/96	R2 (Bilux); Right; for left-hand traffic	9ES 113 918-001 Diffusing Lens, headlight	7
1420, 1420 L	150 kW		08/73→09/96			
1420 LS	150 kW		07/85→03/91	R2 (Bilux); Left; for left-hand traffic	9ES 113 919-001 Diffusing Lens, headlight	8
1422, 1422 L	159 kW		08/73→09/96			
1422 F	159 kW		05/82→10/90	H4; Right; for left-hand traffic; Halogen	9ES 118 402-001 Diffusing Lens, headlight	8
1422 S, 1422 LS	159 kW		08/73→09/96			
1424, 1424 L	176 kW		08/73→09/96	H4; Left; for left-hand traffic; Halogen	9ES 118 403-001 Diffusing Lens, headlight	8
1424 F	176 kW		07/75→01/87			
1424 K	176 kW		07/75→01/87	R2 (Bilux); Right; for left-hand traffic	9ES 113 918-001 Diffusing Lens, headlight	7
1424 S, 1424 LS	176 kW		08/73→09/96			
1425 AF	184 kW		08/73→09/96	R2 (Bilux); Left; for left-hand traffic	9ES 113 919-001 Diffusing Lens, headlight	8
1425 S, 1425 LS	184 kW		08/73→09/96			
1428 AF	206 kW		08/73→09/96	H4; Right; for left-hand traffic; Halogen	9ES 118 402-001 Diffusing Lens, headlight	8
1428 F	206 kW		05/82→12/91			
1613, 1613 L	96 kW		08/73→09/96	H4; Left; for left-hand traffic; Halogen	9ES 118 403-001 Diffusing Lens, headlight	8
1613 K	96 kW		01/75→12/84			
1613 KO	96 kW		01/75→12/84	R2 (Bilux); Right; for left-hand traffic	9ES 113 918-001 Diffusing Lens, headlight	7
1614	100 kW		04/84→03/91			

Manufacturer - Model	Power	Displ.	Year of Constr.	Remark	Part Number	Page
MERCEDES-BENZ - NG					08/73→09/96	
1614 K	100 kW		04/84→03/91			
1617,1617 L	124 kW		08/73→09/96			
1617 AK	124 kW		01/75→07/85			
1617 C,1617 CL	125 kW		08/73→09/96			
1617 CAK	125 kW		04/84→03/91			
1617 CK	125 kW		04/84→03/91			
1617 CS	125 kW		04/84→03/91			
1617 K	124 kW		01/75→07/85			
1617 KO	124 kW		01/75→07/85			
1617 S	124 kW		01/75→07/85			
1619,1619 L	141 kW		08/73→09/96			
1619 AK	141 kW		11/74→12/82			
1619 C,1619 CL	141 kW		08/73→09/96			
1619 K	141 kW		11/74→12/82			
1619 KO	141 kW		11/74→01/87			
1619 S	141 kW		11/74→12/84			
1620,1620 L	150 kW		08/73→09/96			
1622,1622 L	150 - 159 kW		08/73→09/96			
1622 AK	159 kW		05/82→10/89			
1622 K	159 kW		05/82→10/89			
1622 S	159 kW		05/82→03/91			
1624,1624 L	176 kW		08/73→09/96			
1624 K	176 kW		07/75→08/82			
1624 S,1624 LS	176 kW		08/73→09/96			
1625,1625 L	184 kW		08/73→09/96			
1625 AK	184 kW		10/80→11/89			
1625 K	184 kW		05/80→11/89			
1625 S,1625 LS	184 kW		08/73→09/96			
1626,1626 L	188 kW		08/73→09/96			
1626 AK	188 kW		08/73→12/80			
1626 AS	188 kW		05/74→12/80			
1626 K	188 kW		08/73→12/80			
1626 S,1626 LS	188 kW		08/73→09/96			
1628,1628 L	206 kW		08/73→09/96			
1628 A	206 kW		01/80→05/89			
1628 S,1628 LS	206 kW		08/73→09/96			
1632,1632 L	235 kW		08/73→09/96			
1632 AK	235 kW		08/73→08/82			
1632 AS	235 kW		05/74→09/83			
1632 K	235 kW		08/73→08/82			
1632 S,1632 LS	235 kW		08/73→09/96			
1633,1633 L	243 kW		08/73→09/96			
1633 S,1633 LS	243 kW		08/73→09/96			
1635,1635 L	260 kW		08/73→09/96			
1635 K	260 kW		02/86→07/89			
1635 S,1635 LS	260 kW		08/73→09/96			
1636,1636 L	261 kW		08/73→09/96			
1636 S,1636 LS	261 kW		08/73→09/96			
1638	276 kW		11/80→12/86			
1638 S,1638 LS	276 kW		08/73→09/96			
1644	320 kW		06/86→08/89			
1644 S,1644 LS	320 kW		08/73→09/96			
1719	141 kW		09/73→08/82			
1719 AK	141 kW		09/73→08/82			
1719 K	141 kW		09/73→08/82			
1719 S	141 kW		09/73→08/82			
1814	100 kW		04/84→03/91			
1919	141 kW		05/74→08/82			
1919 AK	141 kW		05/74→08/82			
1919 K	141 kW		05/74→08/82			
1919 S	141 kW		05/74→08/82			
1922	159 kW		10/81→10/90			
1922 AK	159 kW		10/81→03/91			
1922 K	159 kW		10/81→03/91			
1922 S	159 kW		10/81→03/91			
1926	188 kW		05/74→12/80			
1926 A	188 kW		05/74→12/80			
1926 AK	188 kW		08/73→12/80			
1926 AS	188 kW		05/74→12/80			
1926 K	188 kW		08/73→12/80			
1926 S,1926 LS	188 kW		08/73→09/96			
1928,1928 L	206 kW		08/73→09/96			
1928 A	206 kW		01/80→03/91			
1928 AK	206 kW		01/80→03/91			
1928 AS	206 kW		01/80→03/91			
1928 K	206 kW		01/80→03/91			
1928 S,1928 LS	206 kW		08/73→09/96			
1932	235 kW		05/74→03/83			
1932 A	235 kW		05/74→03/83			
1932 AK	235 kW		08/73→09/83			
1932 AS	235 kW		05/74→12/82			

Manufacturer - Model	Power	Displ.	Year of Constr.	Remark	Part Number	Page
MERCEDES-BENZ - NG					08/73→09/96	
1932 K	235 kW		08/73→08/82			
1932 S,1932 LS	235 kW		08/73→09/96			
1933	243 kW		11/80→03/91			
1933 S,1933 LS	243 kW		08/73→09/96			
1935	260 kW		02/86→09/89			
1935 AK	260 - 269 kW		09/87→03/91			
1935 AS	260 - 269 kW		09/87→03/91			
1935 S,1935 LS	260 kW		08/73→09/96			
1936	261 kW		10/81→03/91			
1936 AK	261 kW		10/81→03/91			
1936 AS	261 kW		10/81→03/91			
1936 K	261 kW		10/81→03/91			
1936 S,1936 LS	261 kW		08/73→09/96			
1938	276 kW		11/80→06/90			
1938 S,1938 LS	276 kW		08/73→09/96			
1944	320 kW		10/85→12/89			
1944 S,1944 LS	320 kW		08/73→09/96			
2025 S	184 kW		08/83→03/91			
2026 S	188 kW		10/76→10/80			
2028 A	206 kW		01/80→06/89			
2028 LS	206 kW		01/80→06/89			
2032 S	235 kW		08/75→09/83			
2033 LS	243 kW		12/81→05/87			
2035 S,2035 LS	260 kW		08/73→09/96			
2028 A	260 kW		01/80→06/89			
2036 LS	261 kW		03/84→03/91			
2219	141 kW		06/76→01/87			
2219,2219 L	141 kW		08/73→09/96			
2219 C,2219 CL	141 kW		08/73→09/96			
2219 K	141 kW		06/76→01/87			
2219 KO	141 kW		06/76→01/87			
2220,2220 L	150 kW		08/73→09/96			
2222	159 kW		05/82→03/91			
2222,2222 L	159 kW		08/73→09/96			
2222 B	150 - 159 kW		05/82→03/91			
2222 K	159 kW		05/82→10/89			
2222 K	159 kW		05/82→03/91			
2222 L	159 - 165 kW		08/73→09/96			
2224	176 kW		04/76→12/82			
2224 B	176 kW		05/75→03/84			
2224 K	176 kW		04/76→12/82			
2224 S	176 kW		07/76→12/82			
2225	184 kW		04/85→03/91			
2225 B	184 kW		08/83→03/91			
2225 L	184 kW		08/73→09/96			
2226	188 kW		09/75→12/80			
2226,2226 L	188 kW		08/73→09/96			
2226 S,2226 LS	188 kW		08/73→09/96			
2228	206 kW		12/79→03/91			
2228,2228 L	206 kW		08/73→09/96			
2228 S	206 kW		12/79→03/91			
2232	235 kW		05/74→09/83			
2232,2232 L	235 kW		08/73→09/96			
2232 S,2232 LS	235 kW		08/73→09/96			
2233	243 kW		11/80→05/87			
2233,2233 L	243 kW		08/73→09/96			
2233 S	243 kW		11/80→05/87			
2235,2235 L	260 kW		08/73→09/96			
2235 K	260 kW		03/86→07/89			
2235 S, 2235 LS	260 kW		08/73→09/96			
2236	261 kW		09/82→03/91			
2236 S	261 kW		12/84→03/91			
2238,2238 L	276 kW		08/73→09/96			
2238 S	276 kW		01/81→12/86			
2244,2244 L	320 kW		08/73→09/96			
2244 S	320 kW		10/85→07/89			
2422	160 - 165 kW		08/73→09/96			
2422	159 - 165 kW		10/81→10/90			
2422 K	159 kW		10/81→03/91			
2428	206 kW		08/73→09/96			
2433	243 kW		10/80→09/96			
2433	243 kW		11/80→03/91			
2438	276 kW		08/73→09/96			
2438 L	269 - 276 kW		11/80→06/90			
2444 LS	320 kW		08/73→09/96			
2528 A	206 kW		01/80→03/91			
2528 AK	206 kW		01/80→03/91			
2536 AK	260 kW		10/81→03/91			
2536 AK	261 kW		10/81→03/91			
2626	188 kW		06/75→03/81			
2626 A	188 kW		06/75→03/81			

Manufacturer - Model	Power	Displ.	Year of Constr.	Remark	Part Number	Page
MERCEDES-BENZ - NG					08/73→09/96	
2626 AB	188 kW		05/74→12/80			
2626 AK	188 kW		08/73→12/81			
2626 AS	188 kW		06/75→03/81			
2626 B	188 kW		05/74→12/80			
2626 K	188 kW		08/73→03/81			
2626 S	188 kW		06/75→03/81			
2628	206 kW		02/80→03/91			
2628 A	206 kW		02/80→03/91			
2628 A	331 kW		01/90→03/91			
2628 AK	206 kW		02/80→03/91			
2628 AS	206 kW		02/80→03/91			
2628 B	206 kW		02/80→08/89			
2628 K	206 kW		02/80→03/91			
2628 S	206 kW		02/80→03/91			
2632	235 - 236 kW		05/74→09/83			
2632 A	235 - 236 kW		05/74→09/83			
2632 AK	235 - 236 kW		08/73→09/83			
2632 AS	235 - 236 kW		05/74→09/83			
2632 K	235 - 236 kW		08/73→09/83			
2632 S	235 - 236 kW		05/74→09/83			
2633	243 kW		05/82→05/87			
2633 S	243 kW		05/82→05/87			
2635	260 kW		04/86→03/91			
2635 A	269 kW		09/87→03/91			
2635 AK	269 kW		09/87→03/91			
2635 AS	269 kW		09/87→03/91			
2635 S	260 kW		04/86→03/91			
2636	261 kW		11/81→03/91			
2636 A	261 kW		11/81→03/91			
2636 AK	261 kW		11/81→03/91			
2636 AS	261 kW		11/81→03/91			
2636 K	261 kW		11/81→03/91			
2636 S	261 kW		11/81→03/91			
2638	276 kW		01/81→12/86			
2638 S	276 kW		01/81→12/86			
2644	320 kW		08/73→09/96			
2644 S	320 kW		10/85→02/90			
3025 B	184 kW		08/83→03/91			
3025 B	184 - 206 kW		12/85→07/87			
3025 K	184 kW		04/85→03/91			
3025 K	184 kW		12/85→07/87			
3028 B	206 kW		12/85→07/87			
3028 K	206 kW		12/85→07/87			
3033	243 kW		05/82→05/87			
3036	261 kW		11/81→03/91			
3038	276 kW		01/81→12/86			
3228 B	206 kW		07/87→03/91			
3228 K	206 kW		07/87→03/91			
3235	260 - 269 kW		07/88→08/94			
3250 A	368 kW		09/85→08/94			
3250 AF	368 kW		09/85→08/94			
3328	206 kW		02/80→03/91			
3328 B	206 kW		02/80→03/91			
3328 B	206 kW		07/82→07/87			
3328 K	206 kW		07/82→07/87			
3333	243 kW		12/82→11/91			
3333 B	243 kW		12/82→11/91			
3333 K	243 kW		12/82→11/91			
3336	261 kW		12/82→11/91			
3336 A	260 kW		11/81→03/91			
3336 A	261 kW		11/81→03/91			
3336 AK	261 kW		09/86→11/91			
3336 K	261 kW		12/82→11/91			
3336 S	261 kW		12/82→11/91			
3338	260 kW		01/81→12/86			
3528	206 kW		07/82→07/87			
3528 B	206 kW		07/87→09/89			
3528 K	206 kW		07/82→07/87			
3528 K	206 kW		07/87→09/89			
3535 AK	260 kW		09/87→02/90			
3535 K	260 - 269 kW		09/87→01/89			
3544	320 kW		08/73→09/96			
3544 S	320 kW		08/73→09/96			
3836 AK	261 kW		11/81→03/91			
3850 A	368 kW		09/85→08/94			
1228 AF	206 kW		05/82→12/91	P21W / T4W / H4; Left; Number of light functions: 4; for vehicles without headlamp levelling	1EH 002 658-031	44
1429 AF	213 kW		08/73→09/96		Headlight	
3028	206 kW		02/80→03/91	P21W / T4W / H4; Right; Number of light functions: 4; for vehicles without headlamp levelling	1EH 002 658-041	45
3335	260 kW		04/86→03/91		Headlight	
3335 A	260 kW		04/86→03/91			

Manufacturer - Model	Power	Displ.	Year of Constr.	Remark	Part Number	Page
MERCEDES-BENZ - NG						08/73→09/96
1228 AF	206 kW		05/82→12/91	P21W; Left / Lateral Installation; Number of light functions: 1; 12 V / 24 V; with lamp base / without bulb	2BM 002 847-011 Indicator	146
1429 AF	213 kW		08/73→09/96			
3028	206 kW		02/80→03/91			
3335	260 kW		04/86→03/91	P21W; Right / Lateral Installation; Number of light functions: 1; 12 V / 24 V; with lamp base / without bulb	2BM 002 847-021 Indicator	147
3335 A	260 kW		04/86→03/91			
				P21W / R10W; Right; Number of light functions: 3; 12 V / 24 V; with lamp base / with seal / without bulb	2SD 001 699-061 Combination Rearlight	94
				P21W / R10W; Right; Number of light functions: 3; 12 V / 24 V; with lamp base / with seal / without bulb	2SD 003 167-021 Combination Rearlight	95
				P21W / R10W; Left; Number of light functions: 4; 12 V / 24 V; with lamp base / with seal / without bulb	2SE 001 699-071 Combination Rearlight	97
				P21W / R10W; for horizontal fastening; Left; mounting; Number of light functions: 4; 12 V / 24 V; with lamp base / with seal / without bulb	2SE 003 167-031 Combination Rearlight	98
				H4; Left; for right-hand traffic; Halogen; for vehicles without headlamp levelling	9DE 116 732-001 Reflector, headlight	132
				H4; Right; for right-hand traffic; Halogen; for vehicles without headlamp levelling	9DE 116 733-001 Reflector, headlight	132
				H4; Left; for right-hand traffic; Halogen; for vehicles with headlamp levelling	9DE 118 792-001 Reflector, headlight	133
				H4; Right; for right-hand traffic; Halogen; for vehicles with headlamp levelling	9DE 118 793-001 Reflector, headlight	133
				P21W / R10W; Left / Right; Number of light functions: 4; without lamp base; with screws	9EL 109 139-001 Lens, combination rearlight	85
				Left / Right	9EL 115 830-001 Lens, indicator	136
				P21W / R10W; Left / Right; Number of light functions: 4; without lamp base; with screws	9EL 147 747-001 Lens, combination rearlight	88
				R2 (Bilux); Left; for right-hand traffic	9ES 111 704-001 Diffusing Lens, headlight	6
				R2 (Bilux); Left; for right-hand traffic	9ES 111 705-001 Diffusing Lens, headlight	6
				H4; Right; for right-hand traffic; Halogen	9ES 113 916-001 Diffusing Lens, headlight	7
				H4; Left; for right-hand traffic; Halogen	9ES 113 917-001 Diffusing Lens, headlight	7
				R2 (Bilux); Right; for left-hand traffic	9ES 113 918-001 Diffusing Lens, headlight	7
				R2 (Bilux); Left; for left-hand traffic	9ES 113 919-001 Diffusing Lens, headlight	8
				H4; Right; for left-hand traffic; Halogen	9ES 118 402-001 Diffusing Lens, headlight	8
				H4; Left; for left-hand traffic; Halogen	9ES 118 403-001 Diffusing Lens, headlight	8
MERCEDES-BENZ - O 302						11/64→
O 302	96 kW		11/64→11/75	P21W; Left / Right; Number of light functions: 1; with lamp base	2NE 002 589-001 Rear Fog Light	126
O 302	125 kW		05/69→12/74			
O 302	130 kW					
O 302	141 kW		05/69→12/74	P21W; Number of light functions: 1; with lamp base	2ZR 002 589-011 Reverse Light	128
O 302	154 kW		05/69→12/74			
O 302	159 kW					
MERCEDES-BENZ - O 303						10/74→
O 303	141 kW		10/74→06/83	P21W; Rear / Left / Right; Number of light functions: 1	2BA 003 236-021 Indicator	138
O 303	159 - 160 kW		01/80→09/92			
O 303	159 - 165 kW		01/80→01/89			
O 303	165 kW		12/87→	C5W; Left / Right; Number of light functions: 1; with lamp base	2KA 001 388-051 Licence Plate Light	118
O 303	184 kW		11/85→04/89			
O 303	188 kW		03/75→06/83	P21W; Left / Right; Red; Number of light functions: 1; with lamp base	2NE 003 236-001 Rear Fog Light	126
O 303	200 kW		12/87→09/92			
O 303	206 kW		01/80→09/87	R5W; Left / Right; Number of light functions: 1; with lamp base	2PF 002 452-017 Marker Light	123
O 303	213 - 218 kW		09/87→09/92			
O 303	235 kW		07/75→06/83			
O 303	243 kW		08/80→09/87	R10W; Left / Right; Number of light functions: 1; with lamp base	2PF 002 860-031 Parklight	125
O 303	260 - 269 kW		09/87→09/92	R10W; Left / Right; Number of light functions: 1; with lamp base	2SA 002 860-041 Tail Light	131

Manufacturer - Model	Power	Displ.	Year of Constr.	Remark	Part Number	Page
MERCEDES-BENZ - O 304						08/92→
O 304	250 kW			P21W; Rear / Left / Right; Number of light functions: 1	2BA 003 236-021 Indicator	138
O 304	280 kW		08/92→	P21W; Left / Lateral Mounting; Yellow; Number of light functions: 1; 12 V; with lamp base	2BM 006 692-011 Indicator	150
				P21W; Right / Lateral Mounting; Yellow; Number of light functions: 1; with lamp base	2BM 006 692-021 Indicator	150
				P21W; Left / Right; Red; Number of light functions: 1; with lamp base	2NE 003 236-001 Rear Fog Light	126
				P21W; Rear; Number of light functions: 1; 12 V / 24 V; with lamp base / with seal / without bulb	2ZR 003 236-051 Reverse Light	129
MERCEDES-BENZ - O 305						01/69→05/87
O 305 G	177 kW		02/78→05/87	P21W; Left / Right; Number of light functions: 1; 12 V / 24 V; with lamp base	2DA 001 240-341 Stop Light	151
O 305 G	206 kW		02/79→05/87			
O 305 ST	147 kW		11/76→05/87	P21W; Left / Right; Number of light functions: 1; with lamp base	2NE 002 589-001 Rear Fog Light	126
O 305 ST	177 kW		11/76→05/87			
O 305 ST	206 kW		02/79→05/87	R5W; Left / Right; Number of light functions: 1; 12 V / 24 V; with lamp base	2SA 001 240-331 Tail Light	131
				P21W; Number of light functions: 1; with lamp base	2ZR 002 589-011 Reverse Light	128
				P21W; Rear; Number of light functions: 1; 12 V / 24 V; with lamp base / with seal / without bulb	2ZR 003 236-051 Reverse Light	129
				→12/83; P21W; Right; Number of light functions: 1; without lamp base	9EL 110 736-001 Lens, indicator	135
				→12/83; P21W; Left; Number of light functions: 1; without lamp base	9EL 110 737-001 Lens, indicator	135
O 305 ST	125 kW		01/69→05/73	P21W; Left / Right; Number of light functions: 1; 12 V / 24 V; with lamp base	2DA 001 240-341 Stop Light	151
O 305 ST	141 kW		01/70→05/73			
				P21W; Left / Right; Number of light functions: 1; with lamp base	2NE 002 589-001 Rear Fog Light	126
				R5W; Left / Right; Number of light functions: 1; 12 V / 24 V; with lamp base	2SA 001 240-331 Tail Light	131
				P21W; Number of light functions: 1; with lamp base	2ZR 002 589-011 Reverse Light	128
				P21W; Rear; Number of light functions: 1; 12 V / 24 V; with lamp base / with seal / without bulb	2ZR 003 236-051 Reverse Light	129
O 305 ST	132 kW		04/73→07/77	P21W; Left / Right; Number of light functions: 1; 12 V / 24 V; with lamp base	2DA 001 240-341 Stop Light	151
O 305 ST	155 kW		04/73→07/77			
				P21W; Left / Right; Number of light functions: 1; with lamp base	2NE 002 589-001 Rear Fog Light	126
				R5W; Left / Right; Number of light functions: 1; 12 V / 24 V; with lamp base	2SA 001 240-331 Tail Light	131
				P21W; Number of light functions: 1; with lamp base	2ZR 002 589-011 Reverse Light	128
				P21W; Rear; Number of light functions: 1; 12 V / 24 V; with lamp base / with seal / without bulb	2ZR 003 236-051 Reverse Light	129
				P21W; Right; Number of light functions: 1; without lamp base	9EL 110 736-001 Lens, indicator	135
				P21W; Left; Number of light functions: 1; without lamp base	9EL 110 737-001 Lens, indicator	135
MERCEDES-BENZ - O 307						04/73→08/87
O 307	132 kW		04/73→07/77	P21W; Rear; Number of light functions: 1; 12 V / 24 V; with lamp base / with seal / without bulb	2ZR 003 236-051 Reverse Light	129
O 307	147 kW		11/76→07/87			
O 307	155 kW		04/73→07/77			
O 307	177 kW		04/73→07/77			
O 307	206 kW		11/76→08/87			
MERCEDES-BENZ - O 309						01/68→02/89
O 309 B	59 kW		01/68→02/89	→07/81; T4W / H4; Left; Halogen; Manufacturer Restriction: Ref. 20; Number of light functions: 3	1AE 001 103-031 Headlight	22
O 309 B	63 kW		01/68→02/89			
O 309 B	66 kW		01/68→02/89	→07/81; T4W / H4; Right; Halogen; Manufacturer Restriction: Ref. 20; Number of light functions: 3	1AE 001 103-041 Headlight	23
O 309 B	70 kW		01/68→02/89			
O 309 D	48 kW		01/75→12/88			
O 309 D	63 kW		01/70→02/89	08/81→; T4W / R2 (Bilux); Left; Number of light functions: 3	1AE 003 440-611 Headlight	26
O 309 D	96 kW		05/77→02/89			
				08/81→; T4W / R2 (Bilux); Right; Number of light functions: 3	1AE 003 440-621 Headlight	27
				08/81→; T4W / H4; Left; Halogen; Manufacturer Restriction: Ref. 20; Number of light functions: 3	1AE 003 440-631 Headlight	28
				08/81→; T4W / H4; Right; Halogen; Manufacturer Restriction: Ref. 20; Number of light functions: 3	1AE 003 440-641 Headlight	29

Manufacturer - Model	Power	Displ.	Year of Constr.	Remark	Part Number	Page
MERCEDES-BENZ - O 309						01/68→02/89
O 309 B	59 kW		01/68→02/89	→03/83; P21W; Left; Number of light functions: 1; 12 V / 24 V; with lamp base / without bulb	2BA 001 275-011 Indicator	137
O 309 B	63 kW		01/68→02/89	→03/83; P21W; Right; Number of light functions: 1; 12 V / 24 V; with lamp base / without bulb	2BA 001 275-021 Indicator	137
O 309 B	66 kW		01/68→02/89			
O 309 B	70 kW		01/68→02/89			
O 309 D	48 kW		01/75→12/88			
O 309 D	63 kW		01/70→02/89	K (10W); inner; Number of light functions: 1; 12 V / 24 V; with lamp base / without bulb; with switch	2JA 001 357-002 Interior Light	115
O 309 D	96 kW		05/77→02/89	K (10W); Interior; Number of light functions: 1; 12 V / 24 V; with lamp base; without switch	2JA 001 357-012 Interior Light	116
				→06/77; C5W; Left / Right; Number of light functions: 1; with lamp base	2KA 001 378-041 Licence Plate Light	118
				07/77→; R10W; Rear / Left / Right; Number of light functions: 1; 12 V / 24 V; with lamp base / without bulb	2KA 003 389-061 Licence Plate Light	120
				07/77→; P21W; Left / Right; Number of light functions: 1; with lamp base	2NE 002 589-001 Rear Fog Light	126
				→06/77; P21W / R10W; Left; Number of light functions: 3; 12 V / 24 V; with lamp base	2SD 001 680-271 Combination Rearlight	91
				→06/77; P21W / R10W; Right; Number of light functions: 3; with lamp base	2SD 001 680-281 Combination Rearlight	92
				07/77→; P21W; Number of light functions: 1; with lamp base	2ZR 002 589-011 Reverse Light	128
				→06/77; P21W / R10W; Left; Number of light functions: 3; with seal / without lamp base; with screws	9EL 107 368-001 Combination Rearlight	113
				→06/77; P21W / R10W; Right; Number of light functions: 3; with seal / without lamp base; with screws	9EL 111 647-001 Combination Rearlight	113
				07/77→; P21W / R10W; Left / Right; Number of light functions: 3; without lamp base; with screws	9EL 119 874-001 Combination Rearlight	114
O 309 D	40 kW		01/68→12/69	T4W / H4; Left; Halogen; Manufacturer Restriction: Ref. 20; Number of light functions: 3	1AE 001 103-031 Headlight	22
				T4W / H4; Right; Halogen; Manufacturer Restriction: Ref. 20; Number of light functions: 3	1AE 001 103-041 Headlight	23
				P21W; Left; Number of light functions: 1; 12 V / 24 V; with lamp base / without bulb	2BA 001 275-011 Indicator	137
				P21W; Right; Number of light functions: 1; 12 V / 24 V; with lamp base / without bulb	2BA 001 275-021 Indicator	137
				K (10W); inner; Number of light functions: 1; 12 V / 24 V; with lamp base / without bulb; with switch	2JA 001 357-002 Interior Light	115
				K (10W); Interior; Number of light functions: 1; 12 V / 24 V; with lamp base; without switch	2JA 001 357-012 Interior Light	116
				C5W; Left / Right; Number of light functions: 1; with lamp base	2KA 001 378-041 Licence Plate Light	118
				P21W / R10W; Left; Number of light functions: 3; 12 V / 24 V; with lamp base	2SD 001 680-271 Combination Rearlight	91
				P21W / R10W; Right; Number of light functions: 3; with lamp base	2SD 001 680-281 Combination Rearlight	92
				→06/77; P21W / R10W; Left; Number of light functions: 3; with seal / without lamp base; with screws	9EL 107 368-001 Combination Rearlight	113
				→06/77; P21W / R10W; Right; Number of light functions: 3; with seal / without lamp base; with screws	9EL 111 647-001 Combination Rearlight	113
O 309 D	44 kW		01/68→12/74	T4W / H4; Left; Halogen; Manufacturer Restriction: Ref. 20; Number of light functions: 3	1AE 001 103-031 Headlight	22
				T4W / H4; Right; Halogen; Manufacturer Restriction: Ref. 20; Number of light functions: 3	1AE 001 103-041 Headlight	23
				P21W; Left; Number of light functions: 1; 12 V / 24 V; with lamp base / without bulb	2BA 001 275-011 Indicator	137
				P21W; Right; Number of light functions: 1; 12 V / 24 V; with lamp base / without bulb	2BA 001 275-021 Indicator	137
				K (10W); inner; Number of light functions: 1; 12 V / 24 V; with lamp base / without bulb; with switch	2JA 001 357-002 Interior Light	115
				K (10W); Interior; Number of light functions: 1; 12 V / 24 V; with lamp base; without switch	2JA 001 357-012 Interior Light	116
				C5W; Left / Right; Number of light functions: 1; with lamp base	2KA 001 378-041 Licence Plate Light	118
				P21W / R10W; Left; Number of light functions: 3; 12 V / 24 V; with lamp base	2SD 001 680-271 Combination Rearlight	91
				P21W / R10W; Right; Number of light functions: 3; with lamp base	2SD 001 680-281 Combination Rearlight	92
				P21W / R10W; Left; Number of light functions: 3; with seal / without lamp base; with screws	9EL 107 368-001 Combination Rearlight	113

Manufacturer - Model	Power	Displ.	Year of Constr.	Remark	Part Number	Page
MERCEDES-BENZ - O 309						01/68→02/89
O 309 D	44 kW		01/68→12/74	P21W / R10W; Right; Number of light functions: 3; with seal / without lamp base; with screws	9EL 111 647-001 Combination Rearlight	113
MERCEDES-BENZ - O 330						01/90→
O 330	213 kW		01/90→	P21W; Rear / Left / Right; Number of light functions: 1	2BA 003 236-021 Indicator	138
O 330	260 - 269 kW		01/90→	P21W; Left / Right; Red; Number of light functions: 1; with lamp base	2NE 003 236-001 Rear Fog Light	126
MERCEDES-BENZ - O 340						01/91→
O 340	250 kW		01/91→06/95	P21W; Rear / Left / Right; Number of light functions: 1	2BA 003 236-021 Indicator	138
O 340	280 kW		01/91→			
Tourismo	280 kW		08/92→08/95	P21W; Left / Lateral Mounting; Yellow; Number of light functions: 1; 12 V; with lamp base	2BM 006 692-011 Indicator	150
				P21W; Right / Lateral Mounting; Yellow; Number of light functions: 1; with lamp base	2BM 006 692-021 Indicator	150
				P21W; Left / Right; Red; Number of light functions: 1; with lamp base	2NE 003 236-001 Rear Fog Light	126
MERCEDES-BENZ - O 402						02/86→12/91
O 402	100 kW		02/86→12/91	P21W; Rear / Left / Right; Number of light functions: 1	2BA 003 236-021 Indicator	138
O 402	125 kW		02/86→12/91	P21W / R10W; Left / Right; Yellow / Red; Number of light functions: 2; with lamp base	2BA 003 236-541 Indicator	140
				P21W; Left / Right / Front; Yellow; Number of light functions: 1; with lamp base	2BA 004 119-001 Indicator	142
				R10W; Rear / Left / Right; Number of light functions: 1; 12 V / 24 V; with lamp base / without bulb	2KA 003 389-061 Licence Plate Light	120
				P21W; Rear; Number of light functions: 1; 12 V / 24 V; with lamp base / with seal / without bulb	2ZR 003 236-051 Reverse Light	129
MERCEDES-BENZ - O 403						09/03→
O 403 RHD	280 kW					
O 403 RHD	280 kW		09/03→	P21W; Left / Lateral Mounting; Yellow; Number of light functions: 1; 12 V; with lamp base	2BM 006 692-011 Indicator	150
O 403 SHD	250 kW					
O 403 SHD	260 kW		09/03→	P21W; Right / Lateral Mounting; Yellow; Number of light functions: 1; with lamp base	2BM 006 692-021 Indicator	150
O 403 SHD	310 kW		09/03→			
MERCEDES-BENZ - O 404						09/91→
O 404	151 kW		09/91→01/92	Fluorescent Lamp; Number of light functions: 1; to voltage [V]: 28	2AB 004 532-051 Reading Light	125
O 404	165 kW		09/91→01/92			
O 404	195 kW		09/91→01/92	P21W / R10W; Left / Right; Yellow / Red; Number of light functions: 2; with lamp base	2BA 003 236-541 Indicator	140
O 404	200 kW		09/91→10/99			
O 404	213 kW		09/91→01/92			
O 404	213 kW		09/91→10/99			
O 404	213 kW		09/94→10/99			
O 404	250 kW		09/91→10/99			
O 404	280 kW		09/91→10/99			
O 404	280 kW		09/94→10/99			
O 404	370 kW					
MERCEDES-BENZ - O 405						12/84→
O 405 G,O 405 GN,O 405 GTD	177 - 184 kW		11/85→	P21W; Rear / Left / Right; Number of light functions: 1	2BA 003 236-021 Indicator	138
O 405 G,O 405 GN,O 405 GTD	220 kW		09/91→			
O 405 G,O 405 GTD	206 kW		01/86→	P21W; Rear / Left / Right; Number of light functions: 1; 12 V / 24 V; with lamp base	2BA 003 236-027 Indicator	139
O 405 GN	177 kW		11/85→			
O 405 GT	150 kW		11/91→	P21W / R10W; Left / Right; Yellow / Red; Number of light functions: 2; with lamp base	2BA 003 236-541 Indicator	140
O 405 GT	235 kW		09/91→			
O 405 GTZ	63 kW					
O 405 GTZ	72 kW			P21W; Left / Right / Front; Yellow; Number of light functions: 1; with lamp base	2BA 004 119-001 Indicator	142
O 405 N; O 405 NH	177 kW		11/85→			
O 405 ST	206 kW		11/85→	P21W; Left / Lateral Mounting; Yellow; Number of light functions: 1; 12 V; with lamp base	2BM 006 692-011 Indicator	150
O 405 ST,O 405 N	150 - 157 kW		12/84→			
O 405 ST,O 405 N	177 - 184 kW		11/85→	P21W; Right / Lateral Mounting; Yellow; Number of light functions: 1; with lamp base	2BM 006 692-021 Indicator	150
O 405 ST,O 405 N	220 kW		11/91→	R10W; Rear / Left / Right; Number of light functions: 1; 12 V / 24 V; with lamp base / without bulb	2KA 003 389-061 Licence Plate Light	120
				P21W; Left / Right; Red; Number of light functions: 1; with lamp base	2NE 003 236-001 Rear Fog Light	126
				P21W; Rear; Number of light functions: 1; 12 V / 24 V; with lamp base / with seal / without bulb	2ZR 003 236-051 Reverse Light	129
				P21W / R10W; Left / Right; Number of light functions: 4; without lamp base; with screws	9EL 147 747-001 Lens, combination rearlight	88

Manufacturer - Model	Power	Displ.	Year of Constr.	Remark	Part Number	Page
MERCEDES-BENZ - O 407						03/87→11/01
O 407	177 - 184 kW		03/87→11/01	P21W; Rear / Left / Right; Number of light functions: 1; 12 V / 24 V; with lamp base	2BA 003 236-027 Indicator	139
O 407	220 kW		11/91→11/01	P21W / R10W; Left / Right; Yellow / Red; Number of light functions: 2; with lamp base	2BA 003 236-541 Indicator	140
				P21W; Left / Right / Front; Yellow; Number of light functions: 1; with lamp base	2BA 004 119-001 Indicator	142
				R10W; Rear / Left / Right; Number of light functions: 1; 12 V / 24 V; with lamp base / without bulb	2KA 003 389-061 Licence Plate Light	120
				P21W; Left / Right; Red; Number of light functions: 1; with lamp base	2NE 003 236-001 Rear Fog Light	126
				P21W; Rear; Number of light functions: 1; 12 V / 24 V; with lamp base / with seal / without bulb	2ZR 003 236-051 Reverse Light	129
MERCEDES-BENZ - O 408						01/91→12/98
O 408	184 kW		01/91→12/98	P21W; Rear / Left / Right; Number of light functions: 1	2BA 003 236-021 Indicator	138
O 408	220 kW		08/92→12/98	P21W; Left / Right / Front; Yellow; Number of light functions: 1; with lamp base	2BA 004 119-001 Indicator	142
				P21W; Rear; Number of light functions: 1; 12 V / 24 V; with lamp base / with seal / without bulb	2ZR 003 236-051 Reverse Light	129
MERCEDES-BENZ - SK						07/87→
1728, 1729, 1729 L	210 - 218 kW		07/87→09/96	P21W / T4W / R2 (Bilux); Left; Number of light functions: 4; for vehicles without headlamp levelling	1EH 002 658-311 Headlight	46
1729 S, 1729 LS	210 - 218 kW		07/87→09/96			
1735, 1735 L	260 - 269 kW		07/87→09/96			
1735 S, 1735 LS	260 - 269 kW		07/87→09/96	P21W / T4W / R2 (Bilux); Right; Number of light functions: 4; for vehicles without headlamp levelling	1EH 002 658-321 Headlight	47
1748, 1748 L	353 - 362 kW		07/87→09/96			
1748 S, 1748 LS	353 - 362 kW		07/87→09/96			
1831, 1831 L	230 kW		07/87→09/96	P21W / T4W / H4; Left; Number of light functions: 4; for vehicles without headlamp levelling	1EH 002 658-331 Headlight	48
1831 AK	230 kW		05/91→09/96			
1831 AK	230 kW		01/94→09/96	P21W / T4W / H4; Right; Number of light functions: 4; for vehicles without headlamp levelling	1EH 002 658-341 Headlight	49
1831 K	230 kW		07/92→09/96			
1831 K	230 - 250 kW		07/92→09/96			
1831 S, 1831 LS	230 kW		07/87→09/96	P21W / T4W / H4; Left; Number of light functions: 4; for vehicles with headlamp levelling	1EH 002 658-391 Headlight	50
1834, 1834 L	250 kW		07/87→09/96			
1834 S, 1834 LS	250 kW		07/87→09/96	P21W / T4W / H4; Right; Number of light functions: 4; for vehicles with headlamp levelling	1EH 002 658-401 Headlight	51
1838, 1838 L	280 kW		07/87→09/96			
1838, 1838 L	320 kW		07/87→09/96	P21W / T4W / H4; Left; Number of light functions: 4; with holder; for vehicles with headlamp levelling	1EH 002 658-551 Headlight	52
1838 AK	280 kW		12/92→09/96			
1838 AK	280 kW		01/94→09/96	P21W / T4W / H4; Right; Number of light functions: 4; with holder; for vehicles with headlamp levelling	1EH 002 658-561 Headlight	53
1838 AK	320 kW		12/92→09/96			
1838 AK	370 kW		12/92→09/96			
1838 K	280 kW		12/90→09/96	05/94→; Plastic; H3; Left / Right; Number of light functions: 1	1FE 006 300-191 Spotlight	82
1838 S, 1838 LS	280 kW		07/87→09/96			
1838 S, 1838 LS	320 kW		07/87→09/96	P21W / T4W / R2 (Bilux); Left; Number of light functions: 4; for vehicles without headlamp levelling	1LH 002 658-451 Headlight	74
1844, 1844 L	320 kW		07/87→09/96			
1844 S, 1844 LS	320 kW		07/87→09/96			
1850, 1850 L	362 - 370 kW		07/87→09/96	P21W / T4W / R2 (Bilux); Right; Number of light functions: 4; for vehicles without headlamp levelling	1LH 002 658-461 Headlight	75
1850 S, 1850 LS	362 - 370 kW		07/87→09/96			
1853, 1853 L	390 kW		07/87→09/96			
1853 S, 1853 LS	390 kW		07/87→09/96	P21W / T4W / H4; Left; Number of light functions: 4; for vehicles with headlamp levelling	1LH 002 658-511 Headlight	76
1929, 1929 L	210 - 218 kW		07/87→09/96			
2024	180 kW		02/93→09/96			
2024	180 kW		01/94→09/96	P21W / T4W / H4; Right; Number of light functions: 4; for vehicles with headlamp levelling	1LH 002 658-521 Headlight	77
2024 AK	180 kW		02/93→09/96	→04/94; Plastic; H3; Left / Right; Transparent; Number of light functions: 1; with holder	1NE 002 537-301 Fog Light	16
2024 AK	180 kW		01/94→09/96			
2024 K	180 kW		02/93→09/96	05/94→; Plastic; H3; Left / Right; Black; Transparent; Number of light functions: 1; with electronics	1NE 006 300-201 Fog Light	17
2024 K	180 kW		01/94→09/96			
2027 AK	200 kW		02/93→09/96			
2031	230 kW		03/92→09/96	Left / Right; Crystal clear; Number of light functions: 1; with lamp base	2PF 961 167-021 Marker Light	123
2031 A	230 kW		03/92→09/96			
2031 A	230 kW		01/94→09/96	→10/94; P21W / R10W; Left; Number of light functions: 9; 12 V / 24 V; with lamp base	2VD 005 300-551 Combination Rearlight	101
2031 A	280 kW		03/92→09/96			
2031 A	280 kW		01/94→09/96	→10/94; P21W / R10W; Right; Number of light functions: 9; 12 V / 24 V; with lamp base	2VD 005 300-581 Combination Rearlight	102
2031 A	320 kW		03/92→09/96			
2031 AS	230 kW		03/92→09/96			
2031 K	230 kW		03/92→09/96	11/94→; P21W / R10W; Left; Number of light functions: 8; 24 V; with lamp base	2VD 007 500-091 Combination Rearlight	103
2031 S	230 kW		03/92→09/96			
2038	280 kW		11/91→09/96	11/94→; P21W / R10W; Left / Right; Number of light functions: 9; 24 V; with lamp base	2VD 007 500-111 Combination Rearlight	104
2038	280 kW		12/92→			
2038 AS	280 kW		12/92→09/96			
2038 AS	280 kW		01/94→09/96	11/94→; P21W / R10W; Right; Number of light functions: 8; 24 V; with lamp base	2VD 007 500-201 Combination Rearlight	105
2038 AS	320 kW		12/92→09/96			
2038 S	280 kW		11/91→09/96	11/94→; P21W / R10W; Right; Number of light functions: 9; 24 V; with lamp base	2VD 007 500-221 Combination Rearlight	106
2044	320 kW		01/92→09/96			
2044 AS	320 kW		01/94→09/96	Left / Lateral Mounting; Crystal clear; Number of light functions: 1; with lamp base	2XS 004 237-291 Marker Lamp	122
2044 S	320 kW		01/92→09/96			

Manufacturer - Model	Power	Displ.	Year of Constr.	Remark	Part Number	Page
MERCEDES-BENZ - SK						07/87→
2050	362 - 390 kW		01/91→09/96	Right / Lateral Mounting; Crystal clear; Number of light functions: 1; with lamp base	2XS 004 237-301 Marker Lamp	122
2050 S	362 - 390 kW		01/91→09/96			
2055 AF	370 kW		01/92→09/96			
2422 L	160 - 165 kW		07/87→09/96		+ 1FE 002 537-481; 24 V 5DV 007 810-171	5
2429	206 kW		07/87→09/96		Ballast, gas discharge lamp	
2429,2429 L	213 - 218 kW		07/87→09/96	H4; Left; for right-hand traffic; Halogen; for vehicles without headlamp levelling	9DE 116 732-001 Reflector, headlight	132
2429, 2429 L	210 - 218 kW		07/87→09/96			
2429 S,2429 LS	213 - 218 kW		07/87→09/96			
2434 L	250 kW		07/87→09/96	H4; Right; for right-hand traffic; Halogen; for vehicles without headlamp levelling	9DE 116 733-001 Reflector, headlight	132
2435	250 - 260 kW		07/87→09/96			
2435,2435 L	260 - 269 kW		07/87→09/96	H4; Left; for right-hand traffic; Halogen; for vehicles with headlamp levelling	9DE 118 792-001 Reflector, headlight	133
2435 LS	260 kW		07/87→09/96			
2435 S,2435 LS	260 - 269 kW		07/87→09/96			
2448,2448 L	353 - 362 kW		07/87→09/96	H4; Right; for right-hand traffic; Halogen; for vehicles with headlamp levelling	9DE 118 793-001 Reflector, headlight	133
2531	230 kW		05/91→09/96			
2531, 2531 L	230 kW		07/87→09/96	Left; Number of light functions: 5; without lamp base; with screws	9EL 134 296-041 Lens, combination rearlight	87
2534, 2534 L	250 kW		07/87→09/96			
2538	280 kW		03/91→09/96	Right; Number of light functions: 4; without lamp base; with screws	9EL 134 296-051 Lens, combination rearlight	87
2538	280 kW		01/94→09/96			
2538	320 kW		03/91→09/96	R2 (Bilux); Left; for right-hand traffic	9ES 111 704-001 Diffusing Lens, headlight	6
2538	370 kW		03/91→09/96			
2538,2538 L	280 kW		07/87→09/96			
2538,2538 L	320 kW		07/87→09/96	R2 (Bilux); Left; for right-hand traffic	9ES 111 705-001 Diffusing Lens, headlight	6
2538 K, 2538 LK	280 kW		03/91→09/96	H4; Right; for right-hand traffic; Halogen	9ES 113 916-001 Diffusing Lens, headlight	7
2538 K, 2538 LK	280 kW		01/94→09/96			
2538 K, 2538 LK	320 kW		03/91→09/96	H4; Left; for right-hand traffic; Halogen	9ES 113 917-001 Diffusing Lens, headlight	7
2538 K, 2538 LK	362 - 370 kW		03/91→09/96			
2538 S	370 kW		03/91→09/96			
2538 S,2538 LS	280 kW		07/87→09/96	R2 (Bilux); Right; for left-hand traffic	9ES 113 918-001 Diffusing Lens, headlight	7
2538 S,2538 LS	320 kW		07/87→09/96			
2544	320 kW		01/94→09/96	R2 (Bilux); Left; for left-hand traffic	9ES 113 919-001 Diffusing Lens, headlight	8
2544,2544 L	320 kW		07/87→09/96			
2544, 2544 L	320 kW		01/92→09/96	H4; Right; for left-hand traffic; Halogen	9ES 118 402-001 Diffusing Lens, headlight	8
2544 LS	320 kW		01/92→09/96			
2544 S, LS	320 kW		01/92→09/96	H4; Left; for left-hand traffic; Halogen	9ES 118 403-001 Diffusing Lens, headlight	8
2550	362 - 370 kW		07/87→09/96			
2550	370 - 390 kW		01/91→09/96			
2550,2550 L	370 - 390 kW		07/87→09/96			
2550 K	362 - 370 kW		07/87→09/96			
2550 S, 2550 LS	370 - 390 kW		01/91→09/96			
2553,2553 L	390 kW		07/87→09/96			
2631	230 kW		06/92→09/96			
2631	230 - 250 kW		06/92→09/96			
2631 A	230 kW		06/92→09/96			
2631 A	230 kW		01/94→09/96			
2631 AK, 2634 AK	230 kW		06/92→09/96			
2631 AK, 2634 AK	230 kW		01/94→09/96			
2631 AS	230 kW		06/92→09/96			
2631 B	230 kW		06/92→09/96			
2631 S	230 kW		06/92→09/96			
2634	250 kW		06/92→09/96			
2634 S	250 kW		06/92→09/96			
2635 AS	362 kW		02/90→09/96			
2638, 2638 L	280 kW		09/91→09/96			
2638, 2638 L	320 kW		09/91→09/96			
2638, 2638 L	370 kW		09/91→09/96			
2638 A, LA	280 kW		09/91→09/96			
2638 A, LA	320 kW		09/91→09/96			
2638 AK	280 kW		07/92→09/96			
2638 AK	280 kW		01/94→09/96			
2638 AK	320 kW		07/92→09/96			
2638 AK	370 kW		09/91→09/96			
2638 AS	280 kW		07/92→09/96			
2638 AS	280 kW		01/94→09/96			
2638 AS	320 kW		07/92→09/96			
2638 AS	370 kW		07/92→09/96			
2638 K	280 kW		09/91→09/96			
2638 K	320 kW		09/91→09/96			
2638 K	362 kW		09/91→09/96			
2638 K	370 kW		09/91→09/96			
2638 S	320 kW		09/91→09/96			
2638 S	370 kW		09/91→09/96			
2644, 2644 L	320 kW		01/92→09/96			
2644 S	320 kW		01/92→09/96			
2645 AS	362 kW		02/90→09/96			
2650, 2650 L	362 - 370 kW		07/92→09/96			
2650 A	370 kW		07/87→09/96			
2650 AS	362 - 370 kW		01/94→09/96			
2650 S	370 kW		07/92→09/96			
2653 AK	390 kW		07/92→09/96			
3053 S	390 kW		01/94→09/96			

Manufacturer - Model	Power	Displ.	Year of Constr.	Remark	Part Number	Page
MERCEDES-BENZ - SK						07/87→
3053 S	370 kW		12/93→09/96			
3234 B	250 kW		02/92→09/96			
3234 K	250 kW		02/92→09/96			
3235 L	260 kW		07/87→09/96			
3236 A	261 kW		07/87→09/96			
3238	280 kW		10/90→09/96			
3238	280 kW		03/91→09/96			
3238	362 - 370 kW		10/90→09/96			
3238, 3238 L	280 kW		01/94→09/96			
3238, 3238 L	320 kW		10/90→09/96			
3238 L	280 kW		07/87→09/96			
3244 L	320 kW		07/87→09/96			
3248	353 kW		07/87→09/96			
3534 K	250 kW		10/93→09/96			
3535 K	260 kW		07/87→09/96			
3538	280 kW		09/91→09/96			
3538 AK	280 kW		03/91→09/96			
3538 AK	280 kW		01/94→09/96			
3538 AK	320 kW		03/91→09/96			
3538 AK	370 kW		03/91→09/96			
3538 K	280 kW		03/91→09/96			
3538 K	280 kW		01/94→09/96			
3538 K	320 kW		03/91→09/96			
3538 K	362 - 370 kW		03/91→09/96			
3544	320 kW		01/92→09/96			
3544 AK	320 kW		03/91→09/96			
3550 K	370 kW		03/91→09/96			
3550 S, 3553 S	362 - 370 kW		05/92→09/96			
3553, 3553 L	390 kW		01/94→09/96			
3553 S	390 kW		04/92→			
4050 A	368 kW		07/87→			
4050 A	370 kW		07/87→			
4844 K	320 kW		03/91→09/96			
4850 A	368 kW		07/87→			
1729 AK	213 kW		07/88→09/93	P21W / T4W / R2 (Bilux); Left; Number of light functions: 4; for vehicles without headlamp levelling	1EH 002 658-311 Headlight	46
1834 AK	250 kW		07/88→09/93			
1840 LS	280 kW		07/91→07/92			
1850 K	370 kW		07/88→08/94	P21W / T4W / R2 (Bilux); Right; Number of light functions: 4; for vehicles without headlamp levelling	1EH 002 658-321 Headlight	47
1929 A	269 kW		07/88→09/93			
1948	353 - 362 kW		09/88→07/92			
2448	353 - 362 kW		07/88→07/92	P21W / T4W / H4; Left; Number of light functions: 4; for vehicles without headlamp levelling	1EH 002 658-331 Headlight	48
2448 LS	353 - 362 kW		07/88→07/92			
2448 S	353 - 362 kW		07/88→07/92	P21W / T4W / H4; Right; Number of light functions: 4; for vehicles without headlamp levelling	1EH 002 658-341 Headlight	49
3229 B	213 - 218 kW		09/89→07/92			
3229 K	210 - 218 kW		09/89→01/92	P21W / T4W / H4; Left; Number of light functions: 4; for vehicles with headlamp levelling	1EH 002 658-391 Headlight	50
3233 B	250 kW		10/90→07/92			
3233 K	250 kW		10/90→07/92	P21W / T4W / H4; Right; Number of light functions: 4; for vehicles with headlamp levelling	1EH 002 658-401 Headlight	51
3235	260 - 269 kW		10/88→07/92			
3235 K	260 - 269 kW		07/87→07/92	P21W / T4W / H4; Left; Number of light functions: 4; with holder; for vehicles with headlamp levelling	1EH 002 658-551 Headlight	52
				P21W / T4W / H4; Right; Number of light functions: 4; with holder; for vehicles with headlamp levelling	1EH 002 658-561 Headlight	53
				P21W / T4W / R2 (Bilux); Left; Number of light functions: 4; for vehicles without headlamp levelling	1LH 002 658-451 Headlight	74
				P21W / T4W / R2 (Bilux); Right; Number of light functions: 4; for vehicles without headlamp levelling	1LH 002 658-461 Headlight	75
				P21W / T4W / H4; Left; Number of light functions: 4; for vehicles with headlamp levelling	1LH 002 658-511 Headlight	76
				P21W / T4W / H4; Right; Number of light functions: 4; for vehicles with headlamp levelling	1LH 002 658-521 Headlight	77
				Plastic ; H3; Left / Right; Transparent; Number of light functions: 1; with holder	1NE 002 537-301 Fog Light	16
				Left / Right; Crystal clear; Number of light functions: 1; with lamp base	2PF 961 167-021 Marker Light	123
				P21W / R10W; Left; Number of light functions: 9; 12 V / 24 V; with lamp base	2VD 005 300-551 Combination Rearlight	101
				P21W / R10W; Right; Number of light functions: 9; 12 V / 24 V; with lamp base	2VD 005 300-581 Combination Rearlight	102
				Left / Lateral Mounting; Crystal clear; Number of light functions: 1; with lamp base	2XS 004 237-291 Marker Lamp	122
				Right / Lateral Mounting; Crystal clear; Number of light functions: 1; with lamp base	2XS 004 237-301 Marker Lamp	122
				+ 1FE 002 537-481 ; 24 V	5DV 007 810-171 Ballast, gas discharge lamp	5

Manufacturer - Model	Power	Displ.	Year of Constr.	Remark	Part Number	Page
MERCEDES-BENZ - SK						07/87→
1729 AK	213 kW		07/88→09/93	H4; Left; for right-hand traffic; Halogen; for vehicles without headlamp levelling	9DE 116 732-001 Reflector, headlight	132
1834 AK	250 kW		07/88→09/93			
1840 LS	280 kW		07/91→07/92	H4; Right; for right-hand traffic; Halogen; for vehicles without headlamp levelling	9DE 116 733-001 Reflector, headlight	132
1850 K	370 kW		07/88→08/94			
1929 A	269 kW		07/88→09/93	H4; Left; for right-hand traffic; Halogen; for vehicles with headlamp levelling	9DE 118 792-001 Reflector, headlight	133
1948	353 - 362 kW		09/88→07/92			
2448	353 - 362 kW		07/88→07/92			
2448 LS	353 - 362 kW		07/88→07/92	H4; Right; for right-hand traffic; Halogen; for vehicles with headlamp levelling	9DE 118 793-001 Reflector, headlight	133
2448 S	353 - 362 kW		07/88→07/92			
3229 B	213 - 218 kW		09/89→07/92	Left; Number of light functions: 5; without lamp base; with screws	9EL 134 296-041 Lens, combination rearlight	87
3229 K	210 - 218 kW		09/89→01/92			
3233 B	250 kW		10/90→07/92	Right; Number of light functions: 4; without lamp base; with screws	9EL 134 296-051 Lens, combination rearlight	87
3233 K	250 kW		10/90→07/92			
3235	260 - 269 kW		10/88→07/92	R2 (Bilux); Left; for right-hand traffic	9ES 111 704-001 Diffusing Lens, headlight	6
3235 K	260 - 269 kW		07/87→07/92	R2 (Bilux); Left; for right-hand traffic	9ES 111 705-001 Diffusing Lens, headlight	6
				H4; Right; for right-hand traffic; Halogen	9ES 113 916-001 Diffusing Lens, headlight	7
				H4; Left; for right-hand traffic; Halogen	9ES 113 917-001 Diffusing Lens, headlight	7
				R2 (Bilux); Right; for left-hand traffic	9ES 113 918-001 Diffusing Lens, headlight	7
				R2 (Bilux); Left; for left-hand traffic	9ES 113 919-001 Diffusing Lens, headlight	8
				H4; Right; for left-hand traffic; Halogen	9ES 118 402-001 Diffusing Lens, headlight	8
				H4; Left; for left-hand traffic; Halogen	9ES 118 403-001 Diffusing Lens, headlight	8
1729 K	213 - 218 kW		07/88→08/94	P21W / T4W / R2 (Bilux); Left; Number of light functions: 4; for vehicles without headlamp levelling	1EH 002 658-311 Headlight	46
1735 AK	260 - 269 kW		08/89→08/94			
1735 K	250 - 269 kW		07/88→08/94			
1735 L	218 kW		07/88→08/94	P21W / T4W / R2 (Bilux); Right; Number of light functions: 4; for vehicles without headlamp levelling	1EH 002 658-321 Headlight	47
1922	160 - 165 kW		05/89→08/94			
1922 AK	160 - 165 kW		08/89→08/94			
1922 K	160 - 165 kW		05/89→08/94	P21W / T4W / H4; Left; Number of light functions: 4; for vehicles without headlamp levelling	1EH 002 658-331 Headlight	48
1922 S	160 - 165 kW		05/89→08/94			
1929 A	210 - 218 kW		07/88→08/94	P21W / T4W / H4; Right; Number of light functions: 4; for vehicles without headlamp levelling	1EH 002 658-341 Headlight	49
1929 A	340 kW		07/88→08/94			
1929 AK	210 - 218 kW		07/88→08/94	P21W / T4W / H4; Left; Number of light functions: 4; for vehicles with headlamp levelling	1EH 002 658-391 Headlight	50
1929 AS	210 - 218 kW		07/88→08/94			
1929 K	210 - 218 kW		07/88→08/94	P21W / T4W / H4; Right; Number of light functions: 4; for vehicles with headlamp levelling	1EH 002 658-401 Headlight	51
1929 S	210 - 218 kW		07/88→08/94			
1935	260 - 269 kW		05/89→08/94			
1935 AK	250 - 269 kW		05/89→08/94	P21W / T4W / H4; Left; Number of light functions: 4; with holder; for vehicles with headlamp levelling	1EH 002 658-551 Headlight	52
1935 AS	250 - 269 kW		05/89→08/94			
1935 K	250 - 269 kW		05/89→08/94			
1935 S	269 kW		05/89→08/94	P21W / T4W / H4; Right; Number of light functions: 4; with holder; for vehicles with headlamp levelling	1EH 002 658-561 Headlight	53
1945 AK	340 kW		07/88→08/94			
2429	210 - 218 kW		07/88→08/94	05/94→; Plastic ; H3; Left / Right; Number of light functions: 1	1FE 006 300-191 Spotlight	82
2429 K	210 - 218 kW		07/88→08/94			
2429 S	213 - 218 kW		07/88→08/94	P21W / T4W / R2 (Bilux); Left; Number of light functions: 4; for vehicles without headlamp levelling	1LH 002 658-451 Headlight	74
2435 K	250 - 269 kW		07/88→08/94			
2435 S	250 - 269 kW		07/88→08/94			
2544 S	320 kW		07/88→08/94	P21W / T4W / R2 (Bilux); Right; Number of light functions: 4; for vehicles without headlamp levelling	1LH 002 658-461 Headlight	75
2629	213 - 218 kW		07/88→08/94			
2629	269 kW		07/88→08/94			
2629 A	213 - 218 kW		07/88→08/94	P21W / T4W / H4; Left; Number of light functions: 4; for vehicles with headlamp levelling	1LH 002 658-511 Headlight	76
2629 A	269 kW		07/88→08/94			
2629 A	280 kW		07/88→08/94			
2629 A	320 kW		07/88→08/94	P21W / T4W / H4; Right; Number of light functions: 4; for vehicles with headlamp levelling	1LH 002 658-521 Headlight	77
2629 A	340 kW		07/88→08/94	→04/94; Plastic ; H3; Left / Right; Transparent; Number of light functions: 1; with holder	1NE 002 537-301 Fog Light	16
2629 A	362 - 370 kW		07/88→08/94			
2629 AK	213 - 218 kW		07/88→08/94	05/94→; Plastic ; H3; Left / Right; Black; Transparent; Number of light functions: 1; with electronics	1NE 006 300-201 Fog Light	17
2629 AK	269 kW		07/88→08/94			
2629 AK	320 kW		07/88→08/94			
2629 AK	362 - 370 kW		07/88→08/94	Left / Right; Crystal clear; Number of light functions: 1; with lamp base	2PF 961 167-021 Marker Light	123
2629 AS	213 - 218 kW		07/88→08/94			
2629 AS	362 - 370 kW		07/88→08/94			
2629 B	213 - 218 kW		07/88→08/94	P21W / R10W; Left; Number of light functions: 9; 12 V / 24 V; with lamp base	2VD 005 300-551 Combination Rearlight	101
2629 K	213 - 218 kW		07/88→08/94			
2629 K	230 kW		07/88→08/94	P21W / R10W; Right; Number of light functions: 9; 12 V / 24 V; with lamp base	2VD 005 300-581 Combination Rearlight	102
2629 K	362 kW		07/88→08/94			
2629 S	213 - 218 kW		07/88→08/94	Left / Lateral Mounting; Crystal clear; Number of light functions: 1; with lamp base	2XS 004 237-291 Marker Lamp	122
2635	210 kW		07/88→08/94			
2635	260 - 269 kW		07/88→08/94	Right / Lateral Mounting; Crystal clear; Number of light functions: 1; with lamp base	2XS 004 237-301 Marker Lamp	122
2635	370 kW		01/91→08/94			
2635 A	260 - 269 kW		02/90→08/94			
2635 A	320 kW		12/91→08/94			

Manufacturer - Model	Power	Displ.	Year of Constr.	Remark	Part Number	Page
MERCEDES-BENZ - SK						07/87→
2635 AK	250 - 269 kW		02/90→08/94	+ 1FE 002 537-481; 24 V	5DV 007 810-171	5
2635 AK	362 - 370 kW		02/90→08/94		Ballast, gas discharge lamp	
2635 AS	250 - 269 kW		02/92→08/94			
2635 K	250 - 269 kW		07/88→08/94	H4; Left; for right-hand traffic; Halogen; for vehicles without headlamp levelling	9DE 116 732-001	132
2635 K	280 kW		01/91→08/94		Reflector, headlight	
2635 K	320 kW		07/91→08/94	H4; Right; for right-hand traffic; Halogen; for vehicles without headlamp levelling	9DE 116 733-001	132
2635 K	362 - 370 kW		07/88→08/94		Reflector, headlight	
2635 S	250 - 269 kW		07/88→08/94	H4; Left; for right-hand traffic; Halogen; for vehicles with headlamp levelling	9DE 118 792-001	133
2635 S	362 - 370 kW		07/88→08/94		Reflector, headlight	
2648 AK	362 - 370 kW		02/90→08/94	H4; Right; for right-hand traffic; Halogen; for vehicles with headlamp levelling	9DE 118 793-001	133
2648 AS	362 - 370 kW		07/88→08/94		Reflector, headlight	
2650 AK	362 - 370 kW		07/88→08/94	H4; Right; for right-hand traffic; Halogen; for vehicles with headlamp levelling	9DE 118 793-001	133
2650 AK	362 - 370 kW		07/88→08/94		Reflector, headlight	
2650 K	362 - 370 kW		07/88→08/94	Left; Number of light functions: 5; without lamp base; with screws	9EL 134 296-041	87
3229	213 - 218 kW		09/89→08/94		Lens, combination rearlight	
3235	260 kW		07/88→08/94	Right; Number of light functions: 4; without lamp base; with screws	9EL 134 296-051	87
3529	213 - 218 kW		07/88→08/94		Lens, combination rearlight	
3535	260 - 269 kW		07/88→08/94	R2 (Bilux); Left; for right-hand traffic	9ES 111 704-001	6
3535 AK	266 kW		02/90→08/94		Diffusing Lens, headlight	
3535 AK	280 kW		03/91→08/94	R2 (Bilux); Left; for right-hand traffic	9ES 111 705-001	6
3535 B	269 kW		10/88→08/94		Diffusing Lens, headlight	
3535 B	362 kW		10/88→08/94	H4; Right; for right-hand traffic; Halogen	9ES 113 916-001	7
3535 K	269 kW		10/88→08/94		Diffusing Lens, headlight	
3535 K	280 kW		03/91→08/94	H4; Left; for right-hand traffic; Halogen	9ES 113 917-001	7
3535 K	362 kW		10/88→08/94		Diffusing Lens, headlight	
3535 S	250 - 260 kW		07/88→08/94	R2 (Bilux); Right; for left-hand traffic	9ES 113 918-001	7
4844	320 kW		12/91→08/94		Diffusing Lens, headlight	
				R2 (Bilux); Left; for left-hand traffic	9ES 113 919-001	8
					Diffusing Lens, headlight	
				H4; Right; for left-hand traffic; Halogen	9ES 118 402-001	8
					Diffusing Lens, headlight	
				H4; Left; for left-hand traffic; Halogen	9ES 118 403-001	8
					Diffusing Lens, headlight	
1838 K	280 kW		06/95→09/96	P21W / T4W / R2 (Bilux); Left; Number of light functions: 4; for vehicles without headlamp levelling	1EH 002 658-311	46
1853 AK	390 kW		01/96→09/96		Headlight	
2553 S, 2553 LS	390 kW		01/96→09/96	P21W / T4W / R2 (Bilux); Right; Number of light functions: 4; for vehicles without headlamp levelling	1EH 002 658-321	47
3253, 3253 L	390 kW		01/96→09/96		Headlight	
				P21W / T4W / H4; Left; Number of light functions: 4; for vehicles without headlamp levelling	1EH 002 658-331	48
					Headlight	
				P21W / T4W / H4; Right; Number of light functions: 4; for vehicles without headlamp levelling	1EH 002 658-341	49
					Headlight	
				P21W / T4W / H4; Left; Number of light functions: 4; for vehicles with headlamp levelling	1EH 002 658-391	50
					Headlight	
				P21W / T4W / H4; Right; Number of light functions: 4; for vehicles with headlamp levelling	1EH 002 658-401	51
					Headlight	
				P21W / T4W / H4; Left; Number of light functions: 4; with holder; for vehicles with headlamp levelling	1EH 002 658-551	52
					Headlight	
				P21W / T4W / H4; Right; Number of light functions: 4; with holder; for vehicles with headlamp levelling	1EH 002 658-561	53
					Headlight	
				Plastic; H3; Left / Right; Number of light functions: 1	1FE 006 300-191	82
					Spotlight	
				P21W / T4W / R2 (Bilux); Left; Number of light functions: 4; for vehicles without headlamp levelling	1LH 002 658-451	74
					Headlight	
				P21W / T4W / R2 (Bilux); Right; Number of light functions: 4; for vehicles without headlamp levelling	1LH 002 658-461	75
					Headlight	
				P21W / T4W / H4; Left; Number of light functions: 4; for vehicles with headlamp levelling	1LH 002 658-511	76
					Headlight	
				P21W / T4W / H4; Right; Number of light functions: 4; for vehicles with headlamp levelling	1LH 002 658-521	77
					Headlight	
				Plastic; H3; Left / Right; Black; Transparent; Number of light functions: 1; with electronics	1NE 006 300-201	17
					Fog Light	
				Left / Right; Crystal clear; Number of light functions: 1; with lamp base	2PF 961 167-021	123
					Marker Light	
				P21W / R10W; Left; Number of light functions: 8; 24 V; with lamp base	2VD 007 500-091	103
					Combination Rearlight	
				P21W / R10W; Left / Right; Number of light functions: 9; 24 V; with lamp base	2VD 007 500-111	104
					Combination Rearlight	
				P21W / R10W; Right; Number of light functions: 8; 24 V; with lamp base	2VD 007 500-201	105
					Combination Rearlight	
				P21W / R10W; Right; Number of light functions: 9; 24 V; with lamp base	2VD 007 500-221	106
					Combination Rearlight	
				Left / Lateral Mounting; Crystal clear; Number of light functions: 1; with lamp base	2XS 004 237-291	122
					Marker Lamp	

Manufacturer - Model	Power	Displ.	Year of Constr.	Remark	Part Number	Page
MERCEDES-BENZ - SK						07/87→
1838 K	280 kW		06/95→09/96	Right / Lateral Mounting; Crystal clear; Number of light functions: 1; with lamp base	2XS 004 237-301 Marker Lamp	122
1853 AK	390 kW		01/96→09/96			
2553 S, 2553 LS	390 kW		01/96→09/96	+ 1FE 002 537-481 ; 24 V	5DV 007 810-171 Ballast, gas discharge lamp	5
3253, 3253 L	390 kW		01/96→09/96	H4; Left; for right-hand traffic; Halogen; for vehicles without headlamp levelling	9DE 116 732-001 Reflector, headlight	132
				H4; Right; for right-hand traffic; Halogen; for vehicles without headlamp levelling	9DE 116 733-001 Reflector, headlight	132
				H4; Left; for right-hand traffic; Halogen; for vehicles with headlamp levelling	9DE 118 792-001 Reflector, headlight	133
				H4; Right; for right-hand traffic; Halogen; for vehicles with headlamp levelling	9DE 118 793-001 Reflector, headlight	133
				Left; Number of light functions: 5; without lamp base; with screws	9EL 134 296-041 Lens, combination rearlight	87
				Right; Number of light functions: 4; without lamp base; with screws	9EL 134 296-051 Lens, combination rearlight	87
				R2 (Bilux); Left; for right-hand traffic	9ES 111 704-001 Diffusing Lens, headlight	6
				R2 (Bilux); Left; for right-hand traffic	9ES 111 705-001 Diffusing Lens, headlight	6
				H4; Right; for right-hand traffic; Halogen	9ES 113 916-001 Diffusing Lens, headlight	7
				H4; Left; for right-hand traffic; Halogen	9ES 113 917-001 Diffusing Lens, headlight	7
				R2 (Bilux); Right; for left-hand traffic	9ES 113 918-001 Diffusing Lens, headlight	7
				R2 (Bilux); Left; for left-hand traffic	9ES 113 919-001 Diffusing Lens, headlight	8
				H4; Right; for left-hand traffic; Halogen	9ES 118 402-001 Diffusing Lens, headlight	8
				H4; Left; for left-hand traffic; Halogen	9ES 118 403-001 Diffusing Lens, headlight	8
1850 LAS	362 - 370 kW		07/87→09/96	P21W / T4W / R2 (Bilux); Left; Number of light functions: 4; for vehicles without headlamp levelling	1EH 002 658-311 Headlight	46
3550	362 - 370 kW		05/92→09/96	P21W / T4W / R2 (Bilux); Right; Number of light functions: 4; for vehicles without headlamp levelling	1EH 002 658-321 Headlight	47
				P21W / T4W / H4; Left; Number of light functions: 4; for vehicles without headlamp levelling	1EH 002 658-331 Headlight	48
				P21W / T4W / H4; Right; Number of light functions: 4; for vehicles without headlamp levelling	1EH 002 658-341 Headlight	49
				P21W / T4W / H4; Left; Number of light functions: 4; for vehicles with headlamp levelling	1EH 002 658-391 Headlight	50
				P21W / T4W / H4; Right; Number of light functions: 4; for vehicles with headlamp levelling	1EH 002 658-401 Headlight	51
				P21W / T4W / H4; Left; Number of light functions: 4; with holder; for vehicles with headlamp levelling	1EH 002 658-551 Headlight	52
				P21W / T4W / H4; Right; Number of light functions: 4; with holder; for vehicles with headlamp levelling	1EH 002 658-561 Headlight	53
				05/94→; Plastic ; H3; Left / Right; Number of light functions: 1	1FE 006 300-191 Spotlight	82
				P21W / T4W / R2 (Bilux); Left; Number of light functions: 4; for vehicles without headlamp levelling	1LH 002 658-451 Headlight	74
				P21W / T4W / R2 (Bilux); Right; Number of light functions: 4; for vehicles without headlamp levelling	1LH 002 658-461 Headlight	75
				P21W / T4W / H4; Left; Number of light functions: 4; for vehicles with headlamp levelling	1LH 002 658-511 Headlight	76
				P21W / T4W / H4; Right; Number of light functions: 4; for vehicles with headlamp levelling	1LH 002 658-521 Headlight	77
				→04/94; Plastic ; H3; Left / Right; Transparent; Number of light functions: 1; with holder	1NE 002 537-301 Fog Light	16
				05/94→; Plastic ; H3; Left / Right; Black; Transparent; Number of light functions: 1; with electronics	1NE 006 300-201 Fog Light	17
				→10/94 ; P21W / R10W; Left; Number of light functions: 9; 12 V / 24 V; with lamp base	2VD 005 300-551 Combination Rearlight	101
				→10/94 ; P21W / R10W; Right; Number of light functions: 9; 12 V / 24 V; with lamp base	2VD 005 300-581 Combination Rearlight	102
				11/94→ ; P21W / R10W; Left; Number of light functions: 8; 24 V; with lamp base	2VD 007 500-091 Combination Rearlight	103

Manufacturer - Model	Power	Displ.	Year of Constr.	Remark	Part Number	Page
MERCEDES-BENZ - SK						07/87→
1850 LAS 3550	362 - 370 kW 362 - 370 kW		07/87→09/96 05/92→09/96	11/94→ ; P21W / R10W; Left / Right; Number of light functions: 9; 24 V; with lamp base	2VD 007 500-111 Combination Rearlight	104
				11/94→ ; P21W / R10W; Right; Number of light functions: 8; 24 V; with lamp base	2VD 007 500-201 Combination Rearlight	105
				11/94→ ; P21W / R10W; Right; Number of light functions: 9; 24 V; with lamp base	2VD 007 500-221 Combination Rearlight	106
				+ 1FE 002 537-481 ; 24 V	5DV 007 810-171 Ballast, gas discharge lamp	5
				H4; Left; for right-hand traffic; Halogen; for vehicles without headlamp levelling	9DE 116 732-001 Reflector, headlight	132
				H4; Right; for right-hand traffic; Halogen; for vehicles without headlamp levelling	9DE 116 733-001 Reflector, headlight	132
				H4; Left; for right-hand traffic; Halogen; for vehicles with headlamp levelling	9DE 118 792-001 Reflector, headlight	133
				H4; Right; for right-hand traffic; Halogen; for vehicles with headlamp levelling	9DE 118 793-001 Reflector, headlight	133
				Left; Number of light functions: 5; without lamp base; with screws	9EL 134 296-041 Lens, combination rearlight	87
				Right; Number of light functions: 4; without lamp base; with screws	9EL 134 296-051 Lens, combination rearlight	87
				R2 (Bilux); Left; for right-hand traffic	9ES 111 704-001 Diffusing Lens, headlight	6
				R2 (Bilux); Left; for right-hand traffic	9ES 111 705-001 Diffusing Lens, headlight	6
				H4; Right; for right-hand traffic; Halogen	9ES 113 916-001 Diffusing Lens, headlight	7
				H4; Left; for right-hand traffic; Halogen	9ES 113 917-001 Diffusing Lens, headlight	7
				R2 (Bilux); Right; for left-hand traffic	9ES 113 918-001 Diffusing Lens, headlight	7
				R2 (Bilux); Left; for left-hand traffic	9ES 113 919-001 Diffusing Lens, headlight	8
				H4; Right; for left-hand traffic; Halogen	9ES 118 402-001 Diffusing Lens, headlight	8
				H4; Left; for left-hand traffic; Halogen	9ES 118 403-001 Diffusing Lens, headlight	8
2435	260 - 269 kW		07/88→08/94	P21W / T4W / R2 (Bilux); Left; Number of light functions: 4; for vehicles without headlamp levelling	1EH 002 658-311 Headlight	46
				P21W / T4W / R2 (Bilux); Right; Number of light functions: 4; for vehicles without headlamp levelling	1EH 002 658-321 Headlight	47
				P21W / T4W / H4; Left; Number of light functions: 4; for vehicles without headlamp levelling	1EH 002 658-331 Headlight	48
				P21W / T4W / H4; Right; Number of light functions: 4; for vehicles without headlamp levelling	1EH 002 658-341 Headlight	49
				P21W / T4W / H4; Left; Number of light functions: 4; for vehicles with headlamp levelling	1EH 002 658-391 Headlight	50
				P21W / T4W / H4; Right; Number of light functions: 4; for vehicles with headlamp levelling	1EH 002 658-401 Headlight	51
				P21W / T4W / H4; Left; Number of light functions: 4; with holder; for vehicles with headlamp levelling	1EH 002 658-551 Headlight	52
				P21W / T4W / H4; Right; Number of light functions: 4; with holder; for vehicles with headlamp levelling	1EH 002 658-561 Headlight	53
				05/94→ ; Plastic; H3; Left / Right; Number of light functions: 1	1FE 006 300-191 Spotlight	82
				05/94→ ; H3; Left / Right; Number of light functions: 1	1FE 006 300-191 Spotlight	82
				P21W / T4W / R2 (Bilux); Left; Number of light functions: 4; for vehicles without headlamp levelling	1LH 002 658-451 Headlight	74
				P21W / T4W / R2 (Bilux); Right; Number of light functions: 4; for vehicles without headlamp levelling	1LH 002 658-461 Headlight	75
				P21W / T4W / H4; Left; Number of light functions: 4; for vehicles with headlamp levelling	1LH 002 658-511 Headlight	76
				P21W / T4W / H4; Right; Number of light functions: 4; for vehicles with headlamp levelling	1LH 002 658-521 Headlight	77
				→04/94 ; Plastic; H3; Left / Right; Transparent; Number of light functions: 1; with holder	1NE 002 537-301 Fog Light	16
				05/94→ ; Plastic; H3; Left / Right; Black; Transparent; Number of light functions: 1; with electronics	1NE 006 300-201 Fog Light	17

Manufacturer - Model	Power	Displ.	Year of Constr.	Remark	Part Number	Page
MERCEDES-BENZ - SK						07/87→
2435	260 - 269 kW		07/88→08/94	Left / Right; Crystal clear; Number of light functions: 1; with lamp base	2PF 961 167-021 Marker Light	123
				P21W / R10W; Left; Number of light functions: 9; 12 V / 24 V; with lamp base	2VD 005 300-551 Combination Rearlight	101
				P21W / R10W; Right; Number of light functions: 9; 12 V / 24 V; with lamp base	2VD 005 300-581 Combination Rearlight	102
				Left / Lateral Mounting; Crystal clear; Number of light functions: 1; with lamp base	2XS 004 237-291 Marker Lamp	122
				Right / Lateral Mounting; Crystal clear; Number of light functions: 1; with lamp base	2XS 004 237-301 Marker Lamp	122
				+ 1FE 002 537-481 ; 24 V	5DV 007 810-171 Ballast, gas discharge lamp	5
				H4; Left; for right-hand traffic; Halogen; for vehicles without headlamp levelling	9DE 116 732-001 Reflector, headlight	132
				H4; Right; for right-hand traffic; Halogen; for vehicles without headlamp levelling	9DE 116 733-001 Reflector, headlight	132
				H4; Left; for right-hand traffic; Halogen; for vehicles with headlamp levelling	9DE 118 792-001 Reflector, headlight	133
				H4; Right; for right-hand traffic; Halogen; for vehicles with headlamp levelling	9DE 118 793-001 Reflector, headlight	133
				Left; Number of light functions: 5; without lamp base; with screws	9EL 134 296-041 Lens, combination rearlight	87
				Right; Number of light functions: 4; without lamp base; with screws	9EL 134 296-051 Lens, combination rearlight	87
				R2 (Bilux); Left; for right-hand traffic	9ES 111 704-001 Diffusing Lens, headlight	6
				R2 (Bilux); Left; for right-hand traffic	9ES 111 705-001 Diffusing Lens, headlight	6
				H4; Right; for right-hand traffic; Halogen	9ES 113 916-001 Diffusing Lens, headlight	7
				H4; Left; for right-hand traffic; Halogen	9ES 113 917-001 Diffusing Lens, headlight	7
				R2 (Bilux); Right; for left-hand traffic	9ES 113 918-001 Diffusing Lens, headlight	7
				R2 (Bilux); Left; for left-hand traffic	9ES 113 919-001 Diffusing Lens, headlight	8
				H4; Right; for left-hand traffic; Halogen	9ES 118 402-001 Diffusing Lens, headlight	8
				H4; Left; for left-hand traffic; Halogen	9ES 118 403-001 Diffusing Lens, headlight	8
2631 K	230 kW		07/88→08/94	P21W / T4W / R2 (Bilux); Left; Number of light functions: 4; for vehicles without headlamp levelling	1EH 002 658-311 Headlight	46
				P21W / T4W / R2 (Bilux); Right; Number of light functions: 4; for vehicles without headlamp levelling	1EH 002 658-321 Headlight	47
				P21W / T4W / H4; Left; Number of light functions: 4; for vehicles without headlamp levelling	1EH 002 658-331 Headlight	48
				P21W / T4W / H4; Right; Number of light functions: 4; for vehicles without headlamp levelling	1EH 002 658-341 Headlight	49
				P21W / T4W / H4; Left; Number of light functions: 4; for vehicles with headlamp levelling	1EH 002 658-391 Headlight	50
				P21W / T4W / H4; Right; Number of light functions: 4; for vehicles with headlamp levelling	1EH 002 658-401 Headlight	51
				P21W / T4W / H4; Left; Number of light functions: 4; with holder; for vehicles with headlamp levelling	1EH 002 658-551 Headlight	52
				P21W / T4W / H4; Right; Number of light functions: 4; with holder; for vehicles with headlamp levelling	1EH 002 658-561 Headlight	53
				05/94→; Plastic ; H3; Left / Right; Number of light functions: 1	1FE 006 300-191 Spotlight	82
				P21W / T4W / R2 (Bilux); Left; Number of light functions: 4; for vehicles without headlamp levelling	1LH 002 658-451 Headlight	74
				P21W / T4W / R2 (Bilux); Right; Number of light functions: 4; for vehicles without headlamp levelling	1LH 002 658-461 Headlight	75
				P21W / T4W / H4; Left; Number of light functions: 4; for vehicles with headlamp levelling	1LH 002 658-511 Headlight	76
				P21W / T4W / H4; Right; Number of light functions: 4; for vehicles with headlamp levelling	1LH 002 658-521 Headlight	77
				→04/94; Plastic ; H3; Left / Right; Transparent; Number of light functions: 1; with holder	1NE 002 537-301 Fog Light	16

Manufacturer - Model	Power	Displ.	Year of Constr.	Remark	Part Number	Page
MERCEDES-BENZ - SK						07/87→
2631 K	230 kW		07/88→08/94	05/94→; Plastic; H3; Left / Right; Black; Transparent; Number of light functions: 1; with electronics	1NE 006 300-201 Fog Light	17
				Left / Right; Crystal clear; Number of light functions: 1; with lamp base	2PF 961 167-021 Marker Light	123
				→10/94; P21W / R10W; Left; Number of light functions: 9; 12 V / 24 V; with lamp base	2VD 005 300-551 Combination Rearlight	101
				P21W / R10W; Left; Number of light functions: 9; 12 V / 24 V; with lamp base	2VD 005 300-551 Combination Rearlight	101
				→10/94; P21W / R10W; Right; Number of light functions: 9; 12 V / 24 V; with lamp base	2VD 005 300-581 Combination Rearlight	102
				P21W / R10W; Right; Number of light functions: 9; 12 V / 24 V; with lamp base	2VD 005 300-581 Combination Rearlight	102
				Left / Lateral Mounting; Crystal clear; Number of light functions: 1; with lamp base	2XS 004 237-291 Marker Lamp	122
				Right / Lateral Mounting; Crystal clear; Number of light functions: 1; with lamp base	2XS 004 237-301 Marker Lamp	122
				+ 1FE 002 537-481; 24 V	5DV 007 810-171 Ballast, gas discharge lamp	5
				H4; Left; for right-hand traffic; Halogen; for vehicles without headlamp levelling	9DE 116 732-001 Reflector, headlight	132
				H4; Right; for right-hand traffic; Halogen; for vehicles without headlamp levelling	9DE 116 733-001 Reflector, headlight	132
				H4; Left; for right-hand traffic; Halogen; for vehicles with headlamp levelling	9DE 118 792-001 Reflector, headlight	133
				H4; Right; for right-hand traffic; Halogen; for vehicles with headlamp levelling	9DE 118 793-001 Reflector, headlight	133
				Left; Number of light functions: 5; without lamp base; with screws	9EL 134 296-041 Lens, combination rearlight	87
				Right; Number of light functions: 4; without lamp base; with screws	9EL 134 296-051 Lens, combination rearlight	87
				R2 (Bilux); Left; for right-hand traffic	9ES 111 704-001 Diffusing Lens, headlight	6
				R2 (Bilux); Left; for right-hand traffic	9ES 111 705-001 Diffusing Lens, headlight	6
				H4; Right; for right-hand traffic; Halogen	9ES 113 916-001 Diffusing Lens, headlight	7
				H4; Left; for right-hand traffic; Halogen	9ES 113 917-001 Diffusing Lens, headlight	7
				R2 (Bilux); Right; for left-hand traffic	9ES 113 918-001 Diffusing Lens, headlight	7
				R2 (Bilux); Left; for left-hand traffic	9ES 113 919-001 Diffusing Lens, headlight	8
				H4; Right; for left-hand traffic; Halogen	9ES 118 402-001 Diffusing Lens, headlight	8
				H4; Left; for left-hand traffic; Halogen	9ES 118 403-001 Diffusing Lens, headlight	8
				2644 A	320 kW	
P21W / T4W / R2 (Bilux); Right; Number of light functions: 4; for vehicles without headlamp levelling	1EH 002 658-321 Headlight	47				
P21W / T4W / H4; Left; Number of light functions: 4; for vehicles without headlamp levelling	1EH 002 658-331 Headlight	48				
P21W / T4W / H4; Right; Number of light functions: 4; for vehicles without headlamp levelling	1EH 002 658-341 Headlight	49				
P21W / T4W / H4; Left; Number of light functions: 4; for vehicles with headlamp levelling	1EH 002 658-391 Headlight	50				
P21W / T4W / H4; Right; Number of light functions: 4; for vehicles with headlamp levelling	1EH 002 658-401 Headlight	51				
P21W / T4W / H4; Left; Number of light functions: 4; with holder; for vehicles with headlamp levelling	1EH 002 658-551 Headlight	52				
P21W / T4W / H4; Right; Number of light functions: 4; with holder; for vehicles with headlamp levelling	1EH 002 658-561 Headlight	53				
P21W / T4W / R2 (Bilux); Left; Number of light functions: 4; for vehicles without headlamp levelling	1LH 002 658-451 Headlight	74				
P21W / T4W / R2 (Bilux); Right; Number of light functions: 4; for vehicles without headlamp levelling	1LH 002 658-461 Headlight	75				
P21W / T4W / H4; Left; Number of light functions: 4; for vehicles with headlamp levelling	1LH 002 658-511 Headlight	76				

Manufacturer - Model	Power	Displ.	Year of Constr.	Remark	Part Number	Page
MERCEDES-BENZ - SK						07/87→
2644 A	320 kW		01/92→09/96	P21W / T4W / H4; Right; Number of light functions: 4; for vehicles with headlamp levelling	1LH 002 658-521 Headlight	77
				→04/94; Plastic; H3; Left / Right; Transparent; Number of light functions: 1; with holder	1NE 002 537-301 Fog Light	16
				05/94→; Plastic; H3; Left / Right; Black; Transparent; Number of light functions: 1; with electronics	1NE 006 300-201 Fog Light	17
				Left / Right; Crystal clear; Number of light functions: 1; with lamp base	2PF 961 167-021 Marker Light	123
				→10/94; P21W / R10W; Left; Number of light functions: 9; 12 V / 24 V; with lamp base	2VD 005 300-551 Combination Rearlight	101
				→10/94; P21W / R10W; Right; Number of light functions: 9; 12 V / 24 V; with lamp base	2VD 005 300-581 Combination Rearlight	102
				11/94→; P21W / R10W; Left; Number of light functions: 8; 24 V; with lamp base	2VD 007 500-091 Combination Rearlight	103
				11/94→; P21W / R10W; Left / Right; Number of light functions: 9; 24 V; with lamp base	2VD 007 500-111 Combination Rearlight	104
				11/94→; P21W / R10W; Right; Number of light functions: 8; 24 V; with lamp base	2VD 007 500-201 Combination Rearlight	105
				11/94→; P21W / R10W; Right; Number of light functions: 9; 24 V; with lamp base	2VD 007 500-221 Combination Rearlight	106
				Left / Lateral Mounting; Crystal clear; Number of light functions: 1; with lamp base	2XS 004 237-291 Marker Lamp	122
				Right / Lateral Mounting; Crystal clear; Number of light functions: 1; with lamp base	2XS 004 237-301 Marker Lamp	122
				+ 1FE 002 537-481; 24 V	5DV 007 810-171 Ballast, gas discharge lamp	5
				H4; Left; for right-hand traffic; Halogen; for vehicles without headlamp levelling	9DE 116 732-001 Reflector, headlight	132
				H4; Right; for right-hand traffic; Halogen; for vehicles without headlamp levelling	9DE 116 733-001 Reflector, headlight	132
				H4; Left; for right-hand traffic; Halogen; for vehicles with headlamp levelling	9DE 118 792-001 Reflector, headlight	133
				H4; Right; for right-hand traffic; Halogen; for vehicles with headlamp levelling	9DE 118 793-001 Reflector, headlight	133
				Left; Number of light functions: 5; without lamp base; with screws	9EL 134 296-041 Lens, combination rearlight	87
				Right; Number of light functions: 4; without lamp base; with screws	9EL 134 296-051 Lens, combination rearlight	87
				R2 (Bilux); Left; for right-hand traffic	9ES 111 704-001 Diffusing Lens, headlight	6
				R2 (Bilux); Left; for right-hand traffic	9ES 111 705-001 Diffusing Lens, headlight	6
				H4; Right; for right-hand traffic; Halogen	9ES 113 916-001 Diffusing Lens, headlight	7
				H4; Left; for right-hand traffic; Halogen	9ES 113 917-001 Diffusing Lens, headlight	7
				R2 (Bilux); Right; for left-hand traffic	9ES 113 918-001 Diffusing Lens, headlight	7
				R2 (Bilux); Left; for left-hand traffic	9ES 113 919-001 Diffusing Lens, headlight	8
				H4; Right; for left-hand traffic; Halogen	9ES 118 402-001 Diffusing Lens, headlight	8
				H4; Left; for left-hand traffic; Halogen	9ES 118 403-001 Diffusing Lens, headlight	8
2648 S	329 kW		12/88→07/92	P21W / T4W / R2 (Bilux); Left; Number of light functions: 4; for vehicles without headlamp levelling	1EH 002 658-311 Headlight	46
2648 S	353 - 362 kW		12/88→07/92	P21W / T4W / R2 (Bilux); Right; Number of light functions: 4; for vehicles without headlamp levelling	1EH 002 658-321 Headlight	47
				P21W / T4W / H4; Left; Number of light functions: 4; for vehicles without headlamp levelling	1EH 002 658-331 Headlight	48
				P21W / T4W / H4; Right; Number of light functions: 4; for vehicles without headlamp levelling	1EH 002 658-341 Headlight	49
				P21W / T4W / H4; Left; Number of light functions: 4; for vehicles with headlamp levelling	1EH 002 658-391 Headlight	50
				P21W / T4W / H4; Right; Number of light functions: 4; for vehicles with headlamp levelling	1EH 002 658-401 Headlight	51
				P21W / T4W / H4; Left; Number of light functions: 4; with holder; for vehicles with headlamp levelling	1EH 002 658-551 Headlight	52
				P21W / T4W / H4; Right; Number of light functions: 4; with holder; for vehicles with headlamp levelling	1EH 002 658-561 Headlight	53

Manufacturer - Model	Power	Displ.	Year of Constr.	Remark	Part Number	Page
MERCEDES-BENZ - SK						07/87→
2648 S	329 kW		12/88→07/92	Plastic ; H3; Left / Right; Number of light functions: 1	1FE 006 300-191 Spotlight	82
2648 S	353 - 362 kW		12/88→07/92	P21W / T4W / R2 (Bilux); Left; Number of light functions: 4; for vehicles without headlamp levelling	1LH 002 658-451 Headlight	74
				P21W / T4W / R2 (Bilux); Right; Number of light functions: 4; for vehicles without headlamp levelling	1LH 002 658-461 Headlight	75
				P21W / T4W / H4; Left; Number of light functions: 4; for vehicles with headlamp levelling	1LH 002 658-511 Headlight	76
				P21W / T4W / H4; Right; Number of light functions: 4; for vehicles with headlamp levelling	1LH 002 658-521 Headlight	77
				Plastic ; H3; Left / Right; Transparent; Number of light functions: 1; with holder	1NE 002 537-301 Fog Light	16
				Left / Right; Crystal clear; Number of light functions: 1; with lamp base	2PF 961 167-021 Marker Light	123
				P21W / R10W; Left; Number of light functions: 9; 12 V / 24 V; with lamp base	2VD 005 300-551 Combination Rearlight	101
				P21W / R10W; Right; Number of light functions: 9; 12 V / 24 V; with lamp base	2VD 005 300-581 Combination Rearlight	102
				Left / Lateral Mounting; Crystal clear; Number of light functions: 1; with lamp base	2XS 004 237-291 Marker Lamp	122
				Right / Lateral Mounting; Crystal clear; Number of light functions: 1; with lamp base	2XS 004 237-301 Marker Lamp	122
				+ 1FE 002 537-481 ; 24 V	5DV 007 810-171 Ballast, gas discharge lamp	5
				H4; Left; for right-hand traffic; Halogen; for vehicles without headlamp levelling	9DE 116 732-001 Reflector, headlight	132
				H4; Right; for right-hand traffic; Halogen; for vehicles without headlamp levelling	9DE 116 733-001 Reflector, headlight	132
				H4; Left; for right-hand traffic; Halogen; for vehicles with headlamp levelling	9DE 118 792-001 Reflector, headlight	133
				H4; Right; for right-hand traffic; Halogen; for vehicles with headlamp levelling	9DE 118 793-001 Reflector, headlight	133
				Left; Number of light functions: 5; without lamp base; with screws	9EL 134 296-041 Lens, combination rearlight	87
				Right; Number of light functions: 4; without lamp base; with screws	9EL 134 296-051 Lens, combination rearlight	87
				R2 (Bilux); Left; for right-hand traffic	9ES 111 704-001 Diffusing Lens, headlight	6
				R2 (Bilux); Left; for right-hand traffic	9ES 111 705-001 Diffusing Lens, headlight	6
				H4; Right; for right-hand traffic; Halogen	9ES 113 916-001 Diffusing Lens, headlight	7
				H4; Left; for right-hand traffic; Halogen	9ES 113 917-001 Diffusing Lens, headlight	7
				R2 (Bilux); Right; for left-hand traffic	9ES 113 918-001 Diffusing Lens, headlight	7
				R2 (Bilux); Left; for left-hand traffic	9ES 113 919-001 Diffusing Lens, headlight	8
				H4; Right; for left-hand traffic; Halogen	9ES 118 402-001 Diffusing Lens, headlight	8
				H4; Left; for left-hand traffic; Halogen	9ES 118 403-001 Diffusing Lens, headlight	8
2650	390 kW		09/95→09/96	P21W / T4W / R2 (Bilux); Left; Number of light functions: 4; for vehicles without headlamp levelling	1EH 002 658-311 Headlight	46
				P21W / T4W / R2 (Bilux); Right; Number of light functions: 4; for vehicles without headlamp levelling	1EH 002 658-321 Headlight	47
				P21W / T4W / H4; Left; Number of light functions: 4; for vehicles without headlamp levelling	1EH 002 658-331 Headlight	48
				P21W / T4W / H4; Right; Number of light functions: 4; for vehicles without headlamp levelling	1EH 002 658-341 Headlight	49
				P21W / T4W / H4; Left; Number of light functions: 4; for vehicles with headlamp levelling	1EH 002 658-391 Headlight	50
				P21W / T4W / H4; Right; Number of light functions: 4; for vehicles with headlamp levelling	1EH 002 658-401 Headlight	51
				P21W / T4W / H4; Left; Number of light functions: 4; with holder; for vehicles with headlamp levelling	1EH 002 658-551 Headlight	52
				P21W / T4W / H4; Right; Number of light functions: 4; with holder; for vehicles with headlamp levelling	1EH 002 658-561 Headlight	53
				Plastic ; H3; Left / Right; Number of light functions: 1	1FE 006 300-191 Spotlight	82

Manufacturer - Model	Power	Displ.	Year of Constr.	Remark	Part Number	Page
MERCEDES-BENZ - SK						07/87→
2650	390 kW		09/95→09/96	P21W / T4W / R2 (Bilux); Left; Number of light functions: 4; for vehicles without headlamp levelling	1LH 002 658-451 Headlight	74
				P21W / T4W / R2 (Bilux); Right; Number of light functions: 4; for vehicles without headlamp levelling	1LH 002 658-461 Headlight	75
				P21W / T4W / H4; Left; Number of light functions: 4; for vehicles with headlamp levelling	1LH 002 658-511 Headlight	76
				P21W / T4W / H4; Right; Number of light functions: 4; for vehicles with headlamp levelling	1LH 002 658-521 Headlight	77
				Plastic ; H3; Left / Right; Black; Transparent; Number of light functions: 1; with electronics	1NE 006 300-201 Fog Light	17
				P21W / R10W; Left; Number of light functions: 8; 24 V; with lamp base	2VD 007 500-091 Combination Rearlight	103
				P21W / R10W; Left / Right; Number of light functions: 9; 24 V; with lamp base	2VD 007 500-111 Combination Rearlight	104
				P21W / R10W; Right; Number of light functions: 8; 24 V; with lamp base	2VD 007 500-201 Combination Rearlight	105
				P21W / R10W; Right; Number of light functions: 9; 24 V; with lamp base	2VD 007 500-221 Combination Rearlight	106
				+ 1FE 002 537-481 ; 24 V	5DV 007 810-171 Ballast, gas discharge lamp	5
				H4; Left; for right-hand traffic; Halogen; for vehicles without headlamp levelling	9DE 116 732-001 Reflector, headlight	132
				H4; Right; for right-hand traffic; Halogen; for vehicles without headlamp levelling	9DE 116 733-001 Reflector, headlight	132
				H4; Left; for right-hand traffic; Halogen; for vehicles with headlamp levelling	9DE 118 792-001 Reflector, headlight	133
				H4; Right; for right-hand traffic; Halogen; for vehicles with headlamp levelling	9DE 118 793-001 Reflector, headlight	133
				Left; Number of light functions: 5; without lamp base; with screws	9EL 134 296-041 Lens, combination rearlight	87
				Right; Number of light functions: 4; without lamp base; with screws	9EL 134 296-051 Lens, combination rearlight	87
				R2 (Bilux); Left; for right-hand traffic	9ES 111 704-001 Diffusing Lens, headlight	6
				R2 (Bilux); Left; for right-hand traffic	9ES 111 705-001 Diffusing Lens, headlight	6
				H4; Right; for right-hand traffic; Halogen	9ES 113 916-001 Diffusing Lens, headlight	7
				H4; Left; for right-hand traffic; Halogen	9ES 113 917-001 Diffusing Lens, headlight	7
				R2 (Bilux); Right; for left-hand traffic	9ES 113 918-001 Diffusing Lens, headlight	7
				R2 (Bilux); Left; for left-hand traffic	9ES 113 919-001 Diffusing Lens, headlight	8
				H4; Right; for left-hand traffic; Halogen	9ES 118 402-001 Diffusing Lens, headlight	8
				H4; Left; for left-hand traffic; Halogen	9ES 118 403-001 Diffusing Lens, headlight	8
3238	261 kW		03/91→09/96	P21W / T4W / R2 (Bilux); Left; Number of light functions: 4; for vehicles without headlamp levelling	1EH 002 658-311 Headlight	46
3244	320 kW		01/94→09/96			
3248	353 - 362 kW		07/87→09/96			
3250 L	370 kW		07/87→09/96	P21W / T4W / R2 (Bilux); Right; Number of light functions: 4; for vehicles without headlamp levelling	1EH 002 658-321 Headlight	47
3255	390 kW		07/87→09/96			
3538	280 kW		03/91→09/96	P21W / T4W / H4; Left; Number of light functions: 4; for vehicles without headlamp levelling	1EH 002 658-331 Headlight	48
3544 K	320 kW		03/91→09/96			
3548	362 - 370 kW		05/92→09/96	P21W / T4W / H4; Right; Number of light functions: 4; for vehicles without headlamp levelling	1EH 002 658-341 Headlight	49
				P21W / T4W / H4; Left; Number of light functions: 4; for vehicles with headlamp levelling	1EH 002 658-391 Headlight	50
				P21W / T4W / H4; Right; Number of light functions: 4; for vehicles with headlamp levelling	1EH 002 658-401 Headlight	51
				P21W / T4W / H4; Left; Number of light functions: 4; with holder; for vehicles with headlamp levelling	1EH 002 658-551 Headlight	52
				P21W / T4W / H4; Right; Number of light functions: 4; with holder; for vehicles with headlamp levelling	1EH 002 658-561 Headlight	53
				05/94→ ; Plastic ; H3; Left / Right; Number of light functions: 1	1FE 006 300-191 Spotlight	82
				P21W / T4W / R2 (Bilux); Left; Number of light functions: 4; for vehicles without headlamp levelling	1LH 002 658-451 Headlight	74

Manufacturer - Model	Power	Displ.	Year of Constr.	Remark	Part Number	Page
MERCEDES-BENZ - SK						07/87→
3238	261 kW		03/91→09/96	P21W / T4W / R2 (Bilux); Right; Number of light functions: 4; for vehicles without headlamp levelling	1LH 002 658-461 Headlight	75
3244	320 kW		01/94→09/96			
3248	353 - 362 kW		07/87→09/96			
3250 L	370 kW		07/87→09/96	P21W / T4W / H4; Left; Number of light functions: 4; for vehicles with headlamp levelling	1LH 002 658-511 Headlight	76
3255	390 kW		07/87→09/96			
3538	280 kW		03/91→09/96	P21W / T4W / H4; Right; Number of light functions: 4; for vehicles with headlamp levelling	1LH 002 658-521 Headlight	77
3544 K	320 kW		03/91→09/96			
3548	362 - 370 kW		05/92→09/96	→04/94; Plastic; H3; Left / Right; Transparent; Number of light functions: 1; with holder	1NE 002 537-301 Fog Light	16
				05/94→; Plastic; H3; Left / Right; Black; Transparent; Number of light functions: 1; with electronics	1NE 006 300-201 Fog Light	17
				Left / Right; Crystal clear; Number of light functions: 1; with lamp base	2PF 961 167-021 Marker Light	123
				P21W / R10W; Left; Number of light functions: 9; 12 V / 24 V; with lamp base	2VD 005 300-551 Combination Rearlight	101
				P21W / R10W; Right; Number of light functions: 9; 12 V / 24 V; with lamp base	2VD 005 300-581 Combination Rearlight	102
				11/94→; P21W / R10W; Left; Number of light functions: 8; 24 V; with lamp base	2VD 007 500-091 Combination Rearlight	103
				11/94→; P21W / R10W; Left / Right; Number of light functions: 9; 24 V; with lamp base	2VD 007 500-111 Combination Rearlight	104
				11/94→; P21W / R10W; Right; Number of light functions: 8; 24 V; with lamp base	2VD 007 500-201 Combination Rearlight	105
				11/94→; P21W / R10W; Right; Number of light functions: 9; 24 V; with lamp base	2VD 007 500-221 Combination Rearlight	106
				Left / Lateral Mounting; Crystal clear; Number of light functions: 1; with lamp base	2XS 004 237-291 Marker Lamp	122
				Right / Lateral Mounting; Crystal clear; Number of light functions: 1; with lamp base	2XS 004 237-301 Marker Lamp	122
				+ 1FE 002 537-481; 24 V	5DV 007 810-171 Ballast, gas discharge lamp	5
				H4; Left; for right-hand traffic; Halogen; for vehicles without headlamp levelling	9DE 116 732-001 Reflector, headlight	132
				H4; Right; for right-hand traffic; Halogen; for vehicles without headlamp levelling	9DE 116 733-001 Reflector, headlight	132
				H4; Left; for right-hand traffic; Halogen; for vehicles with headlamp levelling	9DE 118 792-001 Reflector, headlight	133
				H4; Right; for right-hand traffic; Halogen; for vehicles with headlamp levelling	9DE 118 793-001 Reflector, headlight	133
				Left; Number of light functions: 5; without lamp base; with screws	9EL 134 296-041 Lens, combination rearlight	87
				Right; Number of light functions: 4; without lamp base; with screws	9EL 134 296-051 Lens, combination rearlight	87
				R2 (Bilux); Left; for right-hand traffic	9ES 111 704-001 Diffusing Lens, headlight	6
				R2 (Bilux); Left; for right-hand traffic	9ES 111 705-001 Diffusing Lens, headlight	6
				H4; Right; for right-hand traffic; Halogen	9ES 113 916-001 Diffusing Lens, headlight	7
				H4; Left; for right-hand traffic; Halogen	9ES 113 917-001 Diffusing Lens, headlight	7
				R2 (Bilux); Right; for left-hand traffic	9ES 113 918-001 Diffusing Lens, headlight	7
				R2 (Bilux); Left; for left-hand traffic	9ES 113 919-001 Diffusing Lens, headlight	8
				H4; Right; for left-hand traffic; Halogen	9ES 118 402-001 Diffusing Lens, headlight	8
				H4; Left; for left-hand traffic; Halogen	9ES 118 403-001 Diffusing Lens, headlight	8
MERCEDES-BENZ - TOURINO (O 510)						10/03→
TOURINO	180 kW		10/03→	P21W; Left / Right; Number of light functions: 1	2NE 003 236-301 Rear Fog Light	127
TOURINO	205 kW		10/03→			
TOURINO	210 kW		10/03→	P21W; Left / Right; with reverse light; Number of light functions: 1	2ZR 003 236-311 Reverse Light	130
				Number of light functions: 1	9EL 119 544-001 Lens, rear fog light	89
				Left / Right; with reverse light; Number of light functions: 1	9EL 119 544-111 Lens, reverse light	90
MERCEDES-BENZ - TOURISMO (O 350)						08/95→
Tourismo	280 kW		08/95→	P21W; Left / Lateral Mounting; Yellow; Number of light functions: 1; 12 V; with lamp base	2BM 006 692-011 Indicator	150
Tourismo 15 RHD	185 kW		01/03→			

Manufacturer - Model	Power	Displ.	Year of Constr.	Remark	Part Number	Page
MERCEDES-BENZ - TOURISMO (O 350)						08/95→
Tourismo 15 RHD	220 kW		01/03→	P21W; Right / Lateral Mounting; Yellow; Number of light functions: 1; with lamp base	2BM 006 692-021 Indicator	150
Tourismo 15 RHD	260 kW		01/03→			
Tourismo 15 RHD	300 kW		01/03→	P21W; Left / Right; Red; Number of light functions: 1; with lamp base	2NE 003 236-001 Rear Fog Light	126
Tourismo 15 RHD	335 kW		01/03→			
Tourismo 15 SHD	260 kW		01/03→	P21W; Rear; Number of light functions: 1; 12 V / 24 V; with lamp base / with seal / without bulb	2ZR 003 236-051 Reverse Light	129
Tourismo 15 SHD	310 kW		01/03→			
Tourismo 16 RHD	220 kW		01/03→			
Tourismo 16 RHD	260 kW		01/03→			
Tourismo 16 RHD	310 kW		01/03→			
Tourismo 16 RHD	315 kW		01/03→			
Tourismo 16 RHD	335 kW		01/03→			
Tourismo 16 RHD	350 kW		01/03→			
Tourismo 16 RHD	370 kW		01/03→			
Tourismo 17 RHD	260 kW		01/03→			
Tourismo 17 RHD	310 kW		01/03→			
Tourismo 17 RHD	315 kW		01/03→			
Tourismo 17 RHD	320 kW		01/03→			
Tourismo 17 RHD	335 kW		01/03→			
Tourismo 17 RHD	350 kW		01/03→			
Tourismo 17 RHD	370 kW		01/03→			
Tourismo RHD, SHD	250 kW		08/95→			
Tourismo RHD, SHD	260 kW		09/03→			
Tourismo RHD, SHD	310 kW		09/03→			
MERCEDES-BENZ - TRAVEGO (O 580)						10/99→
O 580-15 RH	185 kW		10/99→	09/04→; H11; Left; with cornering light / with fog light; Number of light functions: 2	1NA 010 059-011 Fog Light	14
O 580-15 RH	320 kW		10/99→			
O 580-15 RH	350 kW		10/99→	09/04→; H11; Left; with cornering light / with fog light; Number of light functions: 2	1NA 010 059-013 Fog Light	15
O 580-15 RH/RHD	260 kW		10/99→			
O 580-15 RH/RHD	300 kW		10/99→	09/04→; H11; Right; with cornering light / with fog light; Number of light functions: 2	1NA 010 059-021 Fog Light	15
O 580-15 RHD	310 kW		10/99→			
O 580-15 RHD	335 kW		10/99→	09/04→; H11; Right; with cornering light / with fog light; Number of light functions: 2	1NA 010 059-023 Fog Light	16
O 580-15 SHD	260 kW		10/99→			
O 580-16 RHD	260 kW		01/03→			
O 580-16 RHD	320 kW		10/99→			
O 580-16 RHD	335 kW		10/99→			
O 580-16 RHD	350 kW		10/99→			
O 580-16 RHD	370 kW		01/03→			
O 580-16 RHD, O 580-17 RHD	310 - 315 kW		10/99→			
O 580-17 RHD	260 kW		10/99→			
O 580-17 RHD	320 kW		10/99→			
O 580-17 RHD	350 kW		10/99→			
O 580-17 SHD	320 kW		10/99→			
O 580-17 SHD	350 kW		10/99→			
MERCEDES-BENZ - UNIMOG						04/66→
U 100, U 110, U 1100L	74 - 81 kW		01/77→05/88	P21W; Rear; Number of light functions: 1; 12 V / 24 V; with lamp base / with seal / without bulb	2ZR 003 236-051 Reverse Light	129
U 100, U 110T, U 1100T	74 - 81 kW		01/77→			
U 100L	71 kW		11/92→			
U 100L	85 - 90 kW		07/96→			
U 110, U 110L	75 - 77 kW		02/92→			
U 130, U 140	98 - 103 kW		07/92→			
U 140L	100 - 103 kW		07/92→			
U 140T	98 kW		07/92→			
U 90	65 kW		11/92→			
U 90	85 - 90 kW		07/96→			
U 1000	70 kW		01/77→05/88	K (10W); inner; Number of light functions: 1; 12 V / 24 V; with lamp base / without bulb; with switch	2JA 001 357-002 Interior Light	115
U 1000	75 kW		01/88→			
U 1000T	81 kW		01/77→12/82	K (10W); Interior; Number of light functions: 1; 12 V / 24 V; with lamp base; without switch	2JA 001 357-012 Interior Light	116
U 1500T	110 kW		01/77→05/88			
				P21W; Rear; Number of light functions: 1; 12 V / 24 V; with lamp base / with seal / without bulb	2ZR 003 236-051 Reverse Light	129
U 1200	92 kW		02/82→05/88	T4W / H4; Left / Right; Number of light functions: 3; 12 V / 24 V	1AG 001 108-531 Headlight	35
U 1200	92 kW		01/88→			
U 1200T	92 kW		01/83→05/88			
U 1200T	92 kW		01/88→			
U 1350L	100 kW		05/88→			
U 1750, U 1750L	122 - 127 kW		09/88→			
U 1250	92 kW		12/84→05/88	T4W / H4; Left / Right; Number of light functions: 3; 12 V / 24 V	1AG 001 108-531 Headlight	35
U 1250, U 1250L	92 kW		01/88→			
U 1250L	100 kW		05/88→	P21W; Rear; Number of light functions: 1; 12 V / 24 V; with lamp base / with seal / without bulb	2ZR 003 236-051 Reverse Light	129
U 1400	100 kW		01/88→			
U 1450, U 1450L	100 kW		01/88→			
U 1550	110 kW		01/86→05/88			
U 1550L	100 kW		05/88→			
U 1550L	114 kW		01/92→			
U 1550L	115 kW		05/88→			
U 1550L	125 kW		01/92→			

Manufacturer - Model	Power	Displ.	Year of Constr.	Remark	Part Number	Page
MERCEDES-BENZ - UNIMOG						04/66→
U 1550L	150 - 157 kW		05/88→	T4W / H4; Left / Right; Number of light functions: 3; 12 V / 24 V P21W; Rear; Number of light functions: 1; 12 V / 24 V; with lamp base / with seal / without bulb	1AG 001 108-531	35
U 1550L	177 kW		05/88→		Headlight	
U 1550 L	92 - 96 kW		02/86→05/88		2ZR 003 236-051	129
U 1600	115 kW		01/88→		Reverse Light	
U 1600	150 - 157 kW		09/89→			
U 1600	177 kW		05/91→			
U 1650,U 1650L	115 kW		01/88→			
U 1650,U 1650L	150 - 157 kW		09/89→			
U 1650,U 1650L	177 kW		05/91→			
U 1850,U 1850L	132 kW		04/92→			
U 2150	155 - 157 kW		09/89→			
U 2150,U 2150L	155 - 157 kW		09/89→			
U 2150,U 2150L	177 kW		09/89→			
U 2450,U 2450L	177 kW		05/91→			
U 2450L	177 kW		07/93→			
U 1300	92 kW		01/77→12/84		K (10W); inner; Number of light functions: 1; 12 V / 24 V; with lamp base / without bulb; with switch K (10W); Interior; Number of light functions: 1; 12 V / 24 V; with lamp base; without switch P21W / R10W; Right; Number of light functions: 3; 12 V / 24 V; with lamp base / with seal / without bulb P21W / R10W; Left; Number of light functions: 4; 12 V / 24 V; with lamp base / with seal / without bulb P21W; Rear; Number of light functions: 1; 12 V / 24 V; with lamp base / with seal / without bulb P21W / R10W; Left / Right; Number of light functions: 4; without lamp base; with screws	2JA 001 357-002
U 1300,U 1300L	92 - 96 kW		01/77→05/88	Light		
U 1300 L	110 - 110 kW		01/77→05/88	2JA 001 357-012		Interior 116
U 1500	110 kW		01/77→05/88	Light		
				2SD 001 699-061		94
				Combination Rearlight		
				2SE 001 699-071		97
				Combination Rearlight		
				2ZR 003 236-051		129
				Reverse Light		
				9EL 109 139-001	85	
				Lens, combination rearlight		
U 1700,U 1700L	124 kW		05/78→09/88	T4W / H4; Left / Right; Number of light functions: 3; 12 V / 24 V K (10W); inner; Number of light functions: 1; 12 V / 24 V; with lamp base / without bulb; with switch K (10W); Interior; Number of light functions: 1; 12 V / 24 V; with lamp base; without switch P21W / R10W; Right; Number of light functions: 3; 12 V / 24 V; with lamp base / with seal / without bulb P21W / R10W; Left; Number of light functions: 4; 12 V / 24 V; with lamp base / with seal / without bulb P21W / R10W; Left / Right; Number of light functions: 4; without lamp base; with screws	1AG 001 108-531	35
U 1700, U 1700 L	122 - 125 kW		09/88→		Headlight	
U 1700T	122 - 125 kW		09/88→		2JA 001 357-002	Interior 115
					Light	
					2JA 001 357-012	Interior 116
					Light	
					2SD 001 699-061	94
					Combination Rearlight	
					2SE 001 699-071	97
					Combination Rearlight	
				9EL 109 139-001	85	
				Lens, combination rearlight		
U 1700L	124 kW		05/78→09/88	T4W / H4; Left / Right; Number of light functions: 3; 12 V / 24 V K (10W); inner; Number of light functions: 1; 12 V / 24 V; with lamp base / without bulb; with switch K (10W); Interior; Number of light functions: 1; 12 V / 24 V; with lamp base; without switch P21W / R10W; Right; Number of light functions: 3; 12 V / 24 V; with lamp base / with seal / without bulb P21W / R10W; Left; Number of light functions: 4; 12 V / 24 V; with lamp base / with seal / without bulb P21W; Rear; Number of light functions: 1; 12 V / 24 V; with lamp base / with seal / without bulb P21W / R10W; Left / Right; Number of light functions: 4; without lamp base; with screws	1AG 001 108-531	35
					Headlight	
					2JA 001 357-002	Interior 115
					Light	
					2JA 001 357-012	Interior 116
					Light	
					2SD 001 699-061	94
					Combination Rearlight	
					2SE 001 699-071	97
					Combination Rearlight	
				2ZR 003 236-051	129	
				Reverse Light		
				9EL 109 139-001	85	
				Lens, combination rearlight		
U 1800	132 kW		04/92→	T4W / H4; Left / Right; Number of light functions: 3; 12 V / 24 V P21W / R10W; Right; Number of light functions: 3; 12 V / 24 V; with lamp base / with seal / without bulb P21W / R10W; Left; Number of light functions: 4; 12 V / 24 V; with lamp base / with seal / without bulb P21W; Rear; Number of light functions: 1; 12 V / 24 V; with lamp base / with seal / without bulb P21W / R10W; Left / Right; Number of light functions: 4; without lamp base; with screws	1AG 001 108-531	35
U 1800T	132 kW		04/92→		Headlight	
U 2100	155 - 157 kW		09/89→		2SD 001 699-061	94
U 2100T	155 - 157 kW		09/89→		Combination Rearlight	
					2SE 001 699-071	97
					Combination Rearlight	
				2ZR 003 236-051	129	
				Reverse Light		
				9EL 109 139-001	85	
				Lens, combination rearlight		
U 300	110 kW		03/00→	H7; Left / Right; Manufacturer Restriction: Ref. 12.5; Number of light functions: 2; 24 V	1AL 009 998-041	36
U 300	130 kW		03/00→		Headlight	
U 400	130 kW		03/00→	H7; Left / Right; Number of light functions: 2; 24 V	1LL 009 998-051	82
U 400	170 kW		03/00→		Headlight	

Manufacturer - Model	Power	Displ.	Year of Constr.	Remark	Part Number	Page
MERCEDES-BENZ - UNIMOG						04/66→
U 300	110 kW		03/00→	PY21W; Left Front / Right Front; Crystal clear; with indicator; Number of light functions: 1; 24 V	2BA 008 221-217 Indicator	143
U 300	130 kW		03/00→			
U 400	130 kW		03/00→	P21W / LED; with position light / with daylight running light; Number of light functions: 2; with bulb	2PT 010 102-111 Daytime Running Light	114
U 400	170 kW		03/00→			
				P21W / R10W; Left; Number of light functions: 9; 24 V; with lamp base; with bulbs	2VD 007 500-411 Combination Rearlight	107
				P21W / R10W; Left / Right; Number of light functions: 7; 24 V; with lamp base; with bulbs / without reverse signal	2VP 007 500-421 Combination Rearlight	110
				P21W / R10W; Left / Right; Number of light functions: 7; 24 V; with lamp base; with bulbs / with reverse alarm	2VP 007 500-521 Combination Rearlight	111
				24 V	6NM 008 299-501 Control, headlight range adjustment	5
				Left; Number of light functions: 5; without lamp base; with screws	9EL 134 296-041 Lens, combination rearlight	87
				Right; Number of light functions: 4; without lamp base; with screws	9EL 134 296-051 Lens, combination rearlight	87
U 3000	110 - 115 kW		09/02→	H3; Suspended / Vertical; Left / Right; Illuminated Area [mm]: 40; Transparent; Number of light functions: 1; 24 V; with bulb	1NL 008 090-117 Fog Light	18
U 4000	110 - 115 kW		09/02→			
U 3000	130 kW		09/02→			
U 4000	160 kW		09/02→	P21W; Left / Lateral Mounting; Yellow; Number of light functions: 1; 12 V; with lamp base	2BM 006 692-011 Indicator	150
U 5000	160 kW		09/02→			
U 5000	160 kW		01/12→	P21W; Right / Lateral Mounting; Yellow; Number of light functions: 1; with lamp base	2BM 006 692-021 Indicator	150
U 5000	170 kW		11/02→			
				P21W; Rear; Number of light functions: 1; 12 V / 24 V; with lamp base / with seal / without bulb	2ZR 003 236-051 Reverse Light	129
U 500, UGN NA	170 - 172 kW		10/00→			
U 500, UGN NA	205 - 209 kW		10/00→			
				P21W / R10W; Left; Number of light functions: 9; 24 V; with lamp base; with bulbs	2VD 007 500-411 Combination Rearlight	107
				P21W / R10W; Left / Right; Number of light functions: 7; 24 V; with lamp base; with bulbs / without reverse signal	2VP 007 500-421 Combination Rearlight	110
				P21W / R10W; Left / Right; Number of light functions: 7; 24 V; with lamp base; with bulbs / with reverse alarm	2VP 007 500-521 Combination Rearlight	111
				Left; Number of light functions: 5; without lamp base; with screws	9EL 134 296-041 Lens, combination rearlight	87
				Right; Number of light functions: 4; without lamp base; with screws	9EL 134 296-051 Lens, combination rearlight	87
U 54	40 kW		04/66→03/72	→ 12/76 ; K (10W); inner; Number of light functions: 1; 12 V / 24 V; with lamp base / without bulb; with switch	2JA 001 357-002 Interior Light	115
				→ 12/76 ; K (10W); Interior; Number of light functions: 1; 12 V / 24 V; with lamp base; without switch	2JA 001 357-012 Interior Light	116
				Left / Right	9DR 091 085-001 Reflector, headlight	134
				Left / Right	9ES 071 899-021 Diffusing Lens, headlight	6
U 600	38 - 44 kW		05/88→	08/90→ ; → 05/92 ; T4W / H4; Hardened diffusing lens; Left / Right; Halogen; Manufacturer Restriction: Ref. 20; Number of light functions: 3; for vehicles without headlamp levelling	1A8 003 060-761 Headlight	19
U 900	62 kW		01/77→			
U 900	62 kW		05/88→			
U 900	81 kW		11/88→			
				08/90→ ; → 08/92 ; T4W / H4; Left / Right; Halogen; Manufacturer Restriction: Ref. 20; Number of light functions: 3; for vehicles with headlamp levelling (electric)	1A8 004 148-007 Headlight	20
				→ 07/90 ; Left / Right	9DR 091 085-001 Reflector, headlight	134
				→ 07/90 ; Left / Right	9ES 071 899-021 Diffusing Lens, headlight	6
U 60T, U 600T	38 - 44 kW		01/77→05/88	Left / Right	9DR 091 085-001 Reflector, headlight	134
U 800	53 - 55 kW		01/77→03/90			
U 800	53 - 55 kW		05/88→03/90	Left / Right	9ES 071 899-021 Diffusing Lens, headlight	6
U 800L	53 - 55 kW		01/77→03/90			
U 900	81 kW		01/77→01/88			
U 66, U 72	55 kW		03/69→01/88	→ 12/76 ; K (10W); inner; Number of light functions: 1; 12 V / 24 V; with lamp base / without bulb; with switch	2JA 001 357-002 Interior Light	115
U 72, U 80	48 - 55 kW		01/69→01/77			
				→ 12/76 ; K (10W); Interior; Number of light functions: 1; 12 V / 24 V; with lamp base; without switch	2JA 001 357-012 Interior Light	116
				→ 12/76 ; Left / Right	9DR 091 085-001 Reflector, headlight	134
				→ 12/76 ; Left / Right	9ES 071 899-021 Diffusing Lens, headlight	6



Manufacturer - Model	Power	Displ.	Year of Constr.	Remark	Part Number	Page
MERCEDES-BENZ - UNIMOG						04/66→
U 80, U 84, U 90 U 80 T, U 90 T	62 - 66 kW 59 - 66 kW		05/69→01/88 05/66→	→12/76; K (10W); inner; Number of light functions: 1; 12 V / 24 V; with lamp base / without bulb; with switch	2JA 001 357-002 Interior Light	115
				→12/76; K (10W); Interior; Number of light functions: 1; 12 V / 24 V; with lamp base; without switch	2JA 001 357-012 Interior Light	116
				P21W; Rear; Number of light functions: 1; 12 V / 24 V; with lamp base / with seal / without bulb	2ZR 003 236-051 Reverse Light	129
				→12/76; Left / Right	9DR 091 085-001 Reflector, headlight	134
				→12/76; Left / Right	9ES 071 899-021 Diffusing Lens, headlight	6



HAMM 00261173	HELLA ZZR 002 589-011	IVECO 4234 0069KZ550 4235 0859 4248 1260 4248 1260EY5762-78 4248 1261 4248 7086 4253 1998 4253 3016 5001021036 5001 021037 5001 021039 5001021045 5002 67970 5002 68800 5002 68800 5002 70089 5006 143111 5006 143113 5010 043471 7696 93 9201 69 9201 6900 9319 1715 9319 1718	HELLA 2JA 001 357-002 2AB 004 532-051 9DE 116 065-001 9DE 116 065-001 9DE 116 066-001 9EL 113 324-001 9EL 115 830-001 2JA 002 661-001 1K0 008 191-021 1BL 008 193-011 2PF 961 167-021 2BA 008 221-001 2BA 008 221-001 2BA 003 236-021 2BA 003 236-027 2NE 003 236-301 1K0 008 191-021 2BA 008 221-001 2AB 004 532-051 2SE 003 167-031 2TJ 001 633-211 2TJ 001 633-211 9EL 119 544-001 9EL 119 544-111	KÖGEL 80069483 80077960 85000 85006	HELLA 2AB 004 532-051 2SD 003 167-021 9EL 113 324-001 9EL 109 139-001	LIEBHERR 6 071 136 14 6 071 238 6 071 238 08 6 071 293 6 071 325 14 6071361 6 071 361 08 6 071 399 08 6 071 399 08 6 071 400 08 6 071 401 08 6 071 405 08 6 071 406 08 6 071 408 08 6 071 460 08 6 071 471 08 6 071 472 08 6 071 476 14 6071477 607147714 6 071 478 08 6071483 6 071 483 14 6 071 494 08 6 071 495 08 6 072 038 607203814 6 072 039 6 072 105 08 6 072 138 008 6 072 138 08 6201459 7 014 433 7 365 734 7 365 734	HELLA ZZR 002 589-011 2NE 003 236-001 2NE 003 236-001 2ZR 003 236-051 2AB 004 532-051 2JA 001 357-002 2JA 001 357-002 1EH 002 658-331 1EH 002 658-341 1EH 002 658-341 2VD 005 300-551 1LH 002 658-511 1LH 002 658-521 2VD 005 300-581 2BA 004 119-001 2BM 002 847-011 2BM 002 847-021 2KA 003 389-061 2TJ 001 633-211 2TJ 001 633-211 2PF 961 167-021 2AB 004 532-051 2AB 004 532-051 2BM 006 692-011 2BM 006 692-021 9EL 110 736-001 9EL 110 736-001 9EL 110 737-001 9EL 147 747-001 9EL 119 544-111 9EL 119 544-111 2SD 001 699-061 2SD 001 699-061 9EL 109 139-001							
HOBBYCAR 6501060093 6501430097	HELLA 2PF 961 167-021 2KA 003 389-061													
HYMER 0417289-00 0417510 0864807 0864808 0864818 0865263-00 0865264-00 0865454 0866789 0866789-00 0878761 0879948 0879948-00 0889346-00 417054 8005360-00	HELLA 2BA 008 221-001 2KA 003 389-061 2BA 001 275-011 2BA 001 275-021 2KA 003 389-061 2BM 006 692-011 2BM 006 692-021 2BA 003 236-541 ZZR 003 236-051 ZZR 003 236-051 2JA 002 661-001 2BA 008 221-001 2BA 008 221-001 2BA 008 221-001 2BA 006 692-021 2BM 006 692-021 1N0 008 582-011													
IKARUS 700.04-0007-218 700.04-0021-007 700.04-0067-021 700.04-0091-027 700.04-0093.261 700.04-0093-017 700.04-0093-260 700004-67021 700004-07218 700004-20011 700004-20021 700004-21007 700004-67021 700004-91027 700004-93017 700004-93260 70004-93261	HELLA 2AB 004 532-051 2BA 008 221-001 2PF 961 167-021 1K0 008 191-021 2BM 006 692-021 1BL 008 193-011 2BM 006 692-011 2PF 961 167-021 2AB 004 532-051 2BM 006 692-011 2BM 006 692-021 2BA 008 221-001 2PF 961 167-021 1K0 008 191-021 1BL 008 193-011 2BM 006 692-011 2BM 006 692-021	JOHN DEERE 10 17 26 10 46 1023 10 50 66 10 66 69 10 66 70 11 03 24 14 08 9023 14 12 9023 14 72 3022 16 51 4023 16 51 6022 16 51 8023 16 51 9022 16 52 0022 16 52 1023 56 62 1 56 63 8 56 64 4 56 66 7 AL 11 0365 AL 16 2349 AL 16 6982 AL 27 016 AL 27 017 AL 33 161	HELLA ZZR 003 236-051 2KA 003 389-061 2NE 003 236-001 2XS 004 237-291 2XS 004 237-301 2JA 002 661-001 2SD 001 680-281 ZZR 003 236-051 2NE 003 236-001 2SD 001 685-211 2SD 001 699-061 2SE 001 685-201 2SE 001 699-071 2SE 003 167-031 2SD 003 167-021 2JA 001 357-012 2AB 004 532-051 ZZR 002 589-001 2NE 002 589-011 2JA 001 357-002 2TJ 001 633-211 2BA 008 221-001 9EL 110 736-001 9EL 110 737-001 2KA 003 389-061	KRAMER 0003322204 0003322704 1000051952 1000151064 56042 56047 56052 56069 56078 56090 56112 56297 56310 56316 56317 56322 56402 56479 56479 56482	HELLA 2KA 003 389-061 2JA 001 357-002 2JA 001 357-002 2KA 003 389-061 2KA 003 389-061 2NE 003 236-001 2TJ 001 633-211 2SD 001 680-281 2SD 003 167-021 2SE 003 167-031 ZZR 003 236-051 9EL 109 139-001 9EL 113 324-001 2BM 006 692-011 2BM 006 692-021 9ES 113 916-001 9EL 119 544-111 2TJ 003 168-151 2TJ 003 168-157 1NE 002 537-301	LINDE 000 974 11 04 002 974 00 03 576 204 80 01 576 204 80 02	HELLA 2TJ 001 633-211 2TJ 001 633-211 2SD 001 680-271 2SD 001 680-281							
INTERNATIONAL HARV. 3 215 666 R 1 3 215 670 R 1 3 231 505 R 91 9 253 05C 9 2	HELLA 9EL 111 647-001 9EL 107 368-001 2KA 003 389-061 2SD 001 680-281													
IVECO 0248 0751KZ5026-80 0250 6759 0296 8264 0296 8264EY5026-80 0296 9580 0296 9581 0296 9581EY5762-80 0341 6722 0470 7925EY9999-99 2480 751 2480 752 250 6757KZ5026-80 2506 759KZ5027-80 2629 855 2629 856 2967 581 296 9580EY5762-80 3385 820M01A 4120 0525 4120 0526 4160 184 4162 3679 4162 8726 4162 8727 4162 8728 4162 8728 4162 8729 4164 0184 4182 2954 418 22954EC5026-80 4201 3057 4201 3058 4202 4986 4202 4987 4204 7229 422 20069EY5759-80 4222 5226 423 04484KZ5763-76 423 04484KZ5763-76 4230 4487 423 04487KZ5763-76 4230 4488 4230 4488KZ5763-76 4231 7738 4234 0069	HELLA 2SE 001 699-071 2SA 001 240-331 9EL 109 139-001 9EL 109 139-001 9EL 110 737-001 9EL 110 736-001 9EL 110 736-001 2SD 001 685-211 2SD 001 685-211 2BA 003 236-541 2KA 003 389-061 2SD 003 167-021 2ZR 003 236-051 2SD 001 699-061 2SD 001 699-061 2DA 001 240-341 2SA 001 240-331 1AE 001 103-031 1AE 001 103-041 9ES 094 588-001 9EL 110 737-001 2JA 001 357-002 2SE 001 685-201 2SD 001 685-211 2BA 003 236-541 2KA 003 389-061 2SD 003 167-021 ZZR 003 236-051 2BA 003 236-021 2KA 003 389-061 2SE 003 167-031 2SD 003 167-021 2SE 001 685-201 2SD 001 685-211 6603347 69483 75125 75126 77779 77780 77782 77783 77786 77897 77960 79298	KARMANN 808413 824 418	HELLA ZZR 003 236-051 2KA 003 389-061	KÄSSBOHRER 0.370.135.305 7.512.034.027.0 7.512.036.000.0 7.512.037.000.0 7.521.166.000.0 7.522.010.000.0 7.534.135.000 7.534.153.000 7.542.110.000 7.552.038.000.0 7 526 111 000 8.933.741.011 98 354 006	HELLA 2JA 001 357-002 5DV 007 810-171 1K0 008 191-021 1BL 008 193-011 2BA 008 221-001 2BA 003 236-541 2SA 001 240-331 ZZR 003 236-051 2DA 001 240-341 2JA 001 357-002 2NE 002 589-001 2BA 001 275-021 ZZR 002 589-011	KUBOTA TA04930360	HELLA 2KA 003 389-061	LEYLAND-DAF 1636919	HELLA 5DV 008 856-001	HELLA 1BL 008 193-011 1K0 008 191-021 2BA 008 221-001 5DV 008 856-001 1AL 009 998-041 1LH 009 998-051 2DA 001 240-341 9EL 119 544-001 9ES 113 917-001 9ES 113 916-001 9EL 146 838-001 2SD 001 685-211 2SE 001 685-201 2SE 003 167-031 2SD 003 167-021 2KA 003 389-061 2KA 003 389-061 2KA 003 389-061 2AB 004 532-051 ZZR 003 236-051 2ZJ 001 633-211 2ZJ 001 633-211 2ZR 002 589-011	LIEBHERR 1 002 214 0 1 002 214 2 1 002 214 6 1 028 886 0 1 081 424 4 1 081 424 5 4 530 470 5 711 167 08 5 712 489 08 5 712 490 08 5 717 426 08 6 071 065 01 6 071 066 01 6 071 068 08 6 071 069 08 6 071 078 0 6 071 078 08 6 071 079 08 6 071 122 6 071 122 08 6 071 134 6 071 134 08 6 071 136 08	HELLA 1BL 008 193-011 1K0 008 191-021 2BA 008 221-001 5DV 008 856-001 1AL 009 998-051 2DA 001 240-341 9EL 119 544-001 9ES 113 917-001 9ES 113 916-001 9EL 146 838-001 2SD 001 685-211 2SE 001 685-201 2SE 003 167-031 2SD 003 167-021 2KA 003 389-061 2KA 003 389-061 2KA 003 389-061 2AB 004 532-051 ZZR 003 236-051 2TJ 001 633-211 2TJ 001 633-211 2ZR 002 589-011	MAN 16 10072 0014 28 12510 3603 9 28 12522 9085 9 36.25101.6001 36.25102.6000 36.25202-6003 36.25320.6000 36.25943-6007 81.25103.6039 81.25201.6132 81.25225.6045 81.25225.6046 81.25225.6061 81.25225.6062 81.25225.6092 81.25225.6103 81.25225.6107 81.25225.6108 81.25225.6111 81.25225.6413 81.25225.6424 81.25225.6425 81.25225.6452 81.25225.6459 81.25225.6460 81.25229.0035 81.25229.0036 81.25229.0063 81.25229.0123 81.25229.0784 81.25229.0785 81.25229.0859 81.25250.7003 81.25260.6029 81.25320.6071 81.25320.6071 81.25943-6007 81.25943-6017 81.25943-6019 81.25103.6016 82.00004.5492 82.25225-6111 83.25240.6001 84.25102.6008 84.25103.6006 84.25102.6002 88.25101.6007 88.25101-6008 88.25225.6023 88.25225.6026 90.81615.9135 90.81615.9136	HELLA 2JA 002 661-001 ZZR 003 236-051 9EL 147 747-001 1BL 008 193-011 1N0 008 582-011 2AB 004 532-051 2BA 008 221-001 5DV 008 856-001 ZZR 003 236-051 2JA 001 357-002 2SA 001 240-331 2DA 001 240-341 2SE 001 699-071 2SD 001 699-061 2SD 001 680-281 2SE 003 167-031 2BM 002 847-011 2BM 002 847-021 2KA 001 378-041 2NE 003 236-301 2DA 001 240-341 2SA 001 240-331 2KA 001 388-051 2BM 006 692-011 2BM 006 692-021 9EL 110 737-001 9EL 110 736-001 9EL 109 139-001 9EL 115 830-001 9EL 119 544-111 9EL 119 544-001 9EL 147 747-001 2SA 001 240-331 2SA 001 240-331 2KA 001 378-041 2KA 001 378-041 2NE 003 236-001 2ZR 003 236-311 2NE 002 589-001 1K0 008 191-021 1NL 008 090-117 2BA 003 236-541 2BA 008 221-001 2SE 001 685-211



MAN	HELLA	MERCEDES-BENZ	HELLA	MERCEDES-BENZ	HELLA	MERCEDES-BENZ	HELLA
90.81615.9144	2SD 001 680-281	001 540 20 70	2VD 007 500-221	002 820 50 61	1DL 007 859-051	941 820 52 61	1EH 008 688-081
90.81615.9298	2SA 001 240-331	001 540 22 70	2VD 007 500-221	002 820 51 61	1DL 007 859-061	941 820 53 61	1EH 008 688-031
N1.01102-5464	2PF 961 167-021	001 540 25 70	2VD 007 500-111	002 826 01 90	9ES 111 705-001	941 820 54 61	1EH 008 688-041
N1.01400-6813	2PF 002 860-031	001 540 26 70	2VD 007 500-201	002 826 02 78	9DE 122 228-011	941 820 55 61	1EH 008 688-051
MASSEY FERGU-SON	HELLA	001 540 29 70	2VD 007 500-091	002 826 02 90	9ES 111 704-001	941 820 56 61	1EH 008 688-061
3 385 820 M01A	2JA 001 357-002	001 540 57 70	2VD 007 500-411	002 826 03 78	9DE 122 228-021	941 820 57 61	1EH 008 688-011
3 385 820 M1	2JA 001 357-002	001 540 58 70	2VP 007 500-421	002 826 04 90	9ES 113 919-001	941 820 58 61	1EH 008 688-021
MERCEDES-BENZ	HELLA	001 540 62 70	2VD 007 500-411	002 826 05 90	9ES 113 918-001	941 820 59 61	1EH 008 688-091
000 000 65 85	2NE 003 236-301	001 540 63 70	2VP 007 500-421	002 826 06 90	9ES 113 917-001	941 820 61 61	1EH 008 688-111
000 000 65 86	2ZR 003 236-311	001 544 04 03	2SE 001 699-071	002 826 07 90	9ES 113 916-001	941 820 61 61	1EJ 008 688-091
000 000 68 21	2XS 004 237-291	001 544 09 03	1AA 004 109-201	002 826 08 90	9ES 111 705-001	941 820 62 61	1EH 008 688-101
000 000 68 22	2XS 004 237-301	001 544 11 01	2SD 001 680-281	002 826 09 90	9ES 111 704-001	941 820 62 61	1EJ 008 688-121
000 000 68 85	2NE 003 236-301	001 544 14 03	2SD 001 680-271	002 826 10 90	9ES 113 919-001	943 820 14 61	1EH 009 513-011
000 000 68 86	2ZR 003 236-311	001 544 15 03	2SE 001 699-071	002 826 11 90	9ES 113 918-001	943 820 15 61	1EH 009 513-021
000 543 10 42	2PT 010 102-111	001 544 16 03	2SD 001 699-061	002 826 12 90	9ES 113 917-001	943 820 16 61	1EH 009 513-031
000 544 06 12	9EL 146 838-001	001 544 17 03	2SE 001 699-071	002 826 13 90	9ES 113 916-001	943 820 17 61	1EH 009 513-041
000 544 11 04	2NE 003 236-001	001 544 45 03	2SD 001 699-071	002 826 34 90	9ES 118 403-001	943 820 18 61	1LH 009 513-051
000 544 14 18	1AG 001 108-531	001 544 46 03	9EL 109 139-001	002 826 35 90	9ES 118 402-001	943 820 19 61	1LH 009 513-061
000 544 16 18	1ND 122 390-001	001 544 55 90	9SD 001 699-211	002 826 36 90	9EL 119 874-001	943 820 20 61	1LH 009 513-071
000 544 17 47	1AL 009 998-041	001 544 63 03	2SE 001 685-211	002 826 44 90	9ES 120 721-001	943 820 21 61	1LH 009 513-081
000 544 18 04	2NE 003 236-301	001 544 64 03	2SE 001 685-201	002 826 45 90	9ES 120 722-001	943 820 22 61	1EL 009 513-211
000 544 24 07	2ZR 003 236-051	001 544 68 03	2SD 003 167-021	002 826 65 90	9ES 120 726-001	943 820 23 61	1EL 009 513-221
000 544 29 47	1LL 009 998-051	001 544 69 03	2SE 003 167-031	002 826 68 90	9ES 120 721-001	943 820 26 61	9AB 165 229-031
000 544 33 07	2ZR 003 236-311	001 544 75 03	9SD 001 680-281	002 826 69 90	9ES 120 722-001	943 826 03 59	9AB 165 230-031
000 544 56 30	2BA 003 236-021	001 544 77 90	9EL 107 368-001	002 826 98 90	9ES 126 471-001	957 820 02 61	1DL 007 872-077
000 544 56 30	2BA 003 236-027	001 544 78 90	9EL 111 647-001	002 826 99 90	9ES 126 472-001	957 820 03 61	1DL 007 872-087
000 544 60 31	6NM 008 299-501	001 544 80 03	2SE 003 167-031	003 540 22 70	2VD 007 500-221	973 820 01 61	1AF 354 370-031
000 544 62 30	2BA 008 221-217	001 544 81 03	2SD 003 167-021	003 544 56 03	2VD 008 204-091	973 820 02 61	1AF 354 370-041
000 544 70 03	2SE 001 699-071	001 544 83 90	9EL 147 747-001	003 544 57 03	2VP 008 204-081	973 820 05 21	2BA 247 016-031
000 544 77 03	2SD 001 699-061	001 544 92 90	9EL 119 544-111	003 820 27 56	1K0 008 191-021	973 820 06 21	1AF 354 370-011
000 544 78 06	2SE 001 699-071	001 544 94 90	9EL 119 544-001	003 820 27 56	1N0 008 582-011	973 820 06 21	2BA 247 016-041
000 544 99 03	1NL 008 090-117	001 820 00 56	2TJ 001 633-211	004 826 06 90	9ES 354 366-011	973 820 06 61	1AF 354 370-021
000 544 99 03	2SD 001 699-061	001 820 04 56	2XS 004 237-291	004 826 07 90	9ES 354 366-021	973 820 13 61	1AF 354 370-051
000 820 06 21	1BL 008 193-011	001 820 05 01	2KA 001 378-041	140 000 18 33	2PF 961 167-021	973 820 14 61	1AF 354 370-061
000 820 08 64	2BA 003 411-001	001 820 07 61	2SA 001 240-331	140 000 32 62	2BM 006 692-011	973 820 16 61	2NE 003 236-301
000 820 12 60	2SA 001 240-331	001 820 08 61	2KA 001 378-041	140 000 32 63	2BM 006 692-021	973 820 16 61	2ZR 003 236-311
000 820 12 64	2KA 001 378-041	001 820 11 56	1AE 003 440-681	140 000 34 21	1DL 007 872-087	973 820 16 61	2XS 004 237-291
000 820 18 60	2SA 001 240-331	001 820 14 56	1AE 003 440-641	140 000 34 21	1DL 007 872-077	973 820 16 61	2XS 004 237-301
000 820 25 68	2KA 001 388-051	001 820 14 61	2XS 004 237-291	169 820 15 56	1NA 010 059-011	973 820 16 61	2NE 003 236-301
000 820 27 21	2DA 001 240-341	001 820 15 61	2KA 001 378-041	314 820 07 61	1NA 010 059-021	973 820 16 61	2ZR 003 236-311
000 820 28 21	2BA 003 975-031	001 820 21 61	1AE 003 440-681	314 820 08 61	1AE 001 103-031	973 820 16 61	2PT 010 102-111
000 820 28 21	2BA 003 975-041	001 820 22 61	1AE 003 440-671	314 820 08 61	1AE 001 103-041	973 820 16 61	9EL 146 838-001
000 820 34 21	2BA 003 411-001	001 820 25 21	1AE 003 440-681	314 820 12 61	1AE 001 103-031	973 820 16 61	2NE 003 236-001
000 820 37 21	2BA 004 119-001	001 820 33 61	1AE 003 440-671	314 820 13 61	1AE 001 103-041	973 820 16 61	1AG 001 108-531
000 820 52 21	2BM 004 312-051	001 820 36 61	1AE 003 440-641	314 820 14 61	1AE 001 103-041	973 820 16 61	1ND 122 390-001
000 820 53 21	2BM 004 312-061	001 820 39 21	1AE 003 440-611	381 820 00 61	1EH 002 658-311	973 820 16 61	1AL 009 998-041
000 820 60 56	1NE 002 537-301	001 820 40 21	1AE 003 440-611	381 820 10 61	1EH 002 658-031	973 820 16 61	2NE 003 236-301
000 820 62 21	2BA 003 975-031	001 820 41 61	1AE 003 440-461	381 820 11 61	1EH 002 658-041	973 820 16 61	2ZR 003 236-311
000 820 62 61	1AE 003 440-611	001 820 41 61	1NE 002 537-301	381 820 12 61	1EH 002 658-031	973 820 16 61	2PT 010 102-111
000 820 63 21	2BA 003 975-041	001 820 42 21	1A8 003 060-761	381 820 13 61	1EH 002 658-041	973 820 16 61	9EL 146 838-001
000 820 63 61	1AE 003 440-621	001 820 45 20	2BA 008 221-001	381 820 27 61	1EH 002 658-311	973 820 16 61	2NE 003 236-001
000 820 64 61	1AE 003 440-631	001 820 48 20	2PF 002 860-031	381 820 28 61	1EH 002 658-321	973 820 16 61	1AG 001 108-531
000 820 65 61	1AE 003 440-641	001 820 49 20	2SA 002 860-041	381 820 29 61	1EH 002 658-331	973 820 16 61	1ND 122 390-001
000 820 70 61	1AE 003 440-611	001 822 48 20	2BM 002 847-011	381 820 30 61	1EH 002 658-341	973 820 16 61	1AL 009 998-041
000 820 71 61	1AE 003 440-621	001 822 49 20	2BM 002 847-021	381 820 31 61	1LH 002 658-451	973 820 16 61	2BA 247 016-041
000 820 72 61	1AE 003 440-631	001 822 50 20	2BM 002 847-021	381 820 32 61	1LH 002 658-461	973 820 16 61	1AF 354 370-021
000 820 73 61	2KA 003 389-061	001 826 06 81	9DE 118 792-001	381 820 33 61	1LH 002 658-521	973 820 16 61	2ZR 003 236-051
000 820 90 56	1AE 003 440-631	001 826 06 81	9DE 118 793-001	381 820 34 61	1EH 002 658-521	973 820 16 61	1LL 009 998-051
000 820 93 61	2TJ 001 633-211	001 826 08 81	9DE 116 065-001	381 820 37 61	1EH 002 658-391	973 820 16 61	2ZR 003 236-311
000 820 94 56	2TJ 003 168-157	001 826 08 81	9DE 116 066-001	381 820 38 61	1EH 002 658-401	973 820 16 61	2BA 003 236-021
000 820 95 56	9EL 110 737-001	001 826 38 78	9DE 122 228-011	381 820 39 61	1EH 002 658-411	973 820 16 61	2BA 003 236-027
000 822 75 10	9EL 110 736-001	001 826 39 78	9DE 122 228-021	381 820 40 61	1EH 002 658-411	973 820 16 61	6NM 008 299-501
000 822 80 20	2BA 001 275-011	001 826 47 78	9DE 122 228-011	381 820 41 61	1EH 002 658-451	973 820 16 61	2BA 008 221-217
000 822 81 20	2BA 001 275-021	002 544 02 03	9DE 122 228-011	381 820 42 61	1EH 002 658-461	973 820 16 61	2SE 001 699-071
000 822 98 10	9EL 115 830-001	002 544 06 90	9DE 122 228-021	381 820 43 61	1EH 002 658-031	973 820 16 61	2SD 001 699-061
000 825 00 03	2ZR 002 589-011	002 544 07 03	9DE 122 228-011	381 820 43 61	1EH 002 658-311	973 820 16 61	2BA 003 236-027
000 825 01 03	2PF 002 452-017	002 544 07 03	9DE 122 228-021	381 820 44 61	1EH 002 658-321	973 820 16 61	6NM 008 299-501
000 825 05 01	2JA 001 357-002	002 544 07 90	9SE 003 167-031	381 820 44 61	1EH 002 658-321	973 820 16 61	2BA 008 221-217
000 825 07 01	2JA 001 357-002	002 544 08 03	9EL 131 420-001	381 820 44 61	1EH 002 658-331	973 820 16 61	2BA 008 221-217
000 825 08 01	2JA 001 357-012	002 544 09 03	2VB 004 887-011	381 820 44 61	1EH 002 658-341	973 820 16 61	2SE 001 699-071
000 826 42 10	9ES 247 753-001	002 544 09 03	2VB 004 887-011	381 820 44 61	1LH 002 658-451	973 820 16 61	2SD 001 699-061
000 826 43 10	9ES 247 754-001	002 544 09 03	2VB 004 887-011	381 820 44 61	1LH 002 658-461	973 820 16 61	2SE 001 699-071
000 826 46 10	9ES 170 064-021	002 544 09 03	2VB 004 887-011	381 820 44 61	1LH 002 658-521	973 820 16 61	2SE 001 699-071
000 826 47 10	9ES 170 064-011	002 544 12 90	2VB 004 887-011	381 820 44 61	1LH 002 658-521	973 820 16 61	1NL 008 090-117
000 826 49 81	9DR 091 085-001	002 544 13 03	2VB 004 887-011	381 820 44 61	1LH 002 658-521	973 82	



MERCEDES-BENZ	HELLA	MERCEDES-BENZ	HELLA	MERCEDES-BENZ	HELLA	NEOPLAN	HELLA
A 000 825 01 03	2PF 002 452-017	A 002 544 07 03 10	2VB 004 887-011	A 641 820 03 61	1EH 002 658-551	1503.203.00	2NE 003 236-001
A 000 825 05 01	2JA 001 357-000	A 002 544 07 90	9EL 131 420-011	A 641 820 04 61	1EH 002 658-561	1503.203.02	9EL 119 544-001
A 000 825 07 01	2JA 001 357-002	A 002 544 08 03	2VP 004 887-021	A 755 601 20 02 0	2AB 004 532-051	1503.226.00	9EL 119 544-001
A 000 825 08 01	2JA 001 357-012	A 002 544 08 03 001	2VP 004 887-021	A 940 820 01 61	1DB 247 011-011	1503.241.00	2BA 003 236-541
A 000 826 42 10	9ES 247 753-001	A 002 544 08 03 10	2VP 004 887-021	A 940 820 02 61	1DB 247 011-021	1503.28	2BA 004 119-001
A 000 826 43 10	9ES 247 754-001	A 002 544 09 03	2VA 004 887-031	A 940 820 03 21	2BA 247 015-031	1503.302.00	2SD 003 167-021
A 000 826 46 10	9ES 170 064-021	A 002 544 12 90	9EL 134 296-041	A 940 820 04 21	2BA 247 015-041	1503.303.01	2ZR 003 236-311
A 000 826 47 10	9ES 170 064-011	A 002 544 13 03	9EL 134 296-041	A 940 820 05 61	1LB 247 011-051	1503.400.00	9EL 119 544-111
A 000 826 49 81	9DR 091 085-001	A 002 544 14 03	2SD 001 680-281	A 940 820 06 61	1LB 247 011-061	1503.402.00	2KA 003 389-061
A 000 826 65 81	9DR 091 085-001	A 002 544 16 90	9EL 134 296-051	A 941 820 03 61	1EH 008 688-071	1503.800.00	2PF 961 167-021
A 000 826 67 90	9ES 071 899-021	A 002 544 21 90	9EL 134 301-001	A 941 820 06 61	1EH 008 688-041	1503.806.00	2PF 002 860-031
A 000 826 72 90	9ES 094 588-001	A 002 544 26 03	2VD 005 300-551	A 941 820 25 61	1EH 008 688-071	1504.033.00	2JA 002 661-001
A 000 826 78 90	9ES 094 588-001	A 002 544 40 03	2VD 005 300-581	A 941 820 26 61	1EH 008 688-081	1504.207.00	2AB 004 532-051
A 000 826 88 81	9DE 116 732-001	A 002 544 42 03	2VD 005 300-551	A 941 820 27 61	1EH 008 688-031	36.25101-6001	1BL 008 193-011
A 000 826 88 81	9DE 116 733-001	A 002 544 47 90	9EL 152 891-001	A 941 820 28 61	1EH 008 688-041	36.25101-6008	1NL 008 090-117
A 000 826 89 81	9DE 116 085-001	A 002 544 91 03	2VP 007 500-521	A 941 820 29 61	1EH 008 688-051	36.25102-6000	1NO 008 582-011
A 000 826 90 81	9DE 116 066-001	A 002 544 97 03	2VP 008 204-081	A 941 820 30 61	1EH 008 688-061	36.25202-6003	2AB 004 532-051
A 000 826 93 81	9DE 116 732-001	A 002 544 98 03	2VD 008 204-091	A 941 820 39 61	1EH 008 688-011	36.25943-6007	5DV 008 856-001
A 000 826 93 90	9ES 071 899-021	A 002 820 20 61	1DL 007 859-011	A 941 820 39 61 05	1EH 008 688-011	81.25225-6107	2BM 002 847-011
A 000 826 94 81	9DE 116 733-001	A 002 820 21 61	1DL 007 859-011	A 941 820 40 61	1EH 008 688-021	81.25225-6108	2BM 002 847-021
A 001 540 13 70	2VD 007 500-091	A 002 820 22 61	1DL 007 859-021	A 941 820 43 61	1EH 008 688-091	81.25225-6459	2BM 006 692-011
A 001 540 16 70	2VD 007 500-201	A 002 820 37 56	1NE 006 300-201	A 941 820 44 61	1EH 008 688-101	88.25101-6007	1K0 008 191-021
A 001 540 17 70	2VD 007 500-111	A 002 820 39 56	1FE 006 300-191	A 941 820 51 61	1EH 008 688-071	88.25225-6023	2BA 003 236-541
A 001 540 20 70	2VD 007 500-221	A 002 820 50 61	1DL 007 859-051	A 941 820 52 61	1EH 008 688-081	88.25225-6026	2BA 008 221-001
A 001 540 22 70	2VD 007 500-221	A 002 820 51 61	1DL 007 859-061	A 941 820 53 61	1EH 008 688-031	8800 855 4	2PF 961 167-021
A 001 540 25 70	2VD 007 500-111	A 002 826 01 90	9ES 111 705-001	A 941 820 54 61	1EH 008 688-041	8801 526 8	2ZR 003 236-051
A 001 540 26 70	2VD 007 500-201	A 002 826 02 78	9DE 122 228-011	A 941 820 55 61	1EH 008 688-051	N1.01102-5464	2PF 961 167-021
A 001 540 29 70	2VD 007 500-091	A 002 826 02 90	9ES 111 704-001	A 941 820 56 61	1EH 008 688-061	N1.01400-6813	2PF 002 860-031
A 001 540 57 70	2VD 007 500-411	A 002 826 03 78	9DE 122 228-021	A 941 820 57 61	1EH 008 688-011		
A 001 540 58 70	2VP 007 500-421	A 002 826 04 90	9ES 113 919-001	A 941 820 58 61	1EH 008 688-021		
A 001 540 62 70	2VD 007 500-411	A 002 826 05 90	9ES 113 918-001	A 941 820 59 61	1EH 008 688-091		
A 001 540 63 70	2VP 007 500-421	A 002 826 06 90	9ES 113 917-001	A 941 820 61 61	1EH 008 688-091		
A 001 544 04 03	2SE 001 699-071	A 002 826 07 90	9ES 113 916-001	A 941 820 61 61	1EJ 008 688-111		
A 001 544 09 03	2SD 001 680-281	A 002 826 08 90	9ES 111 705-001	A 941 820 62 61	1EH 008 688-101		
A 001 544 11 01	1AA 004 109-201	A 002 826 09 90	9ES 111 704-001	A 941 820 62 61	1EJ 008 688-121		
A 001 544 14 03	2SD 001 680-281	A 002 826 10 90	9ES 113 919-001	A 943 820 14 61	1EH 009 513-011		
A 001 544 15 03	2SD 001 680-271	A 002 826 11 90	9ES 113 918-001	A 943 820 15 61	1EH 009 513-021		
A 001 544 40 03	2SE 001 699-071	A 002 826 12 90	9ES 113 917-001	A 943 820 16 61	1EH 009 513-031		
A 001 544 41 03	2SD 001 699-061	A 002 826 13 90	9ES 113 916-001	A 943 820 17 61	1EH 009 513-041		
A 001 544 45 03	2SE 001 699-071	A 002 826 34 90	9ES 118 403-001	A 943 820 18 61	1LH 009 513-051		
A 001 544 46 03	2SD 001 699-061	A 002 826 35 90	9ES 118 402-001	A 943 820 19 61	1LH 009 513-061		
A 001 544 55 90	9EL 109 139-001	A 002 826 36 90	9EL 119 874-001	A 943 820 20 61	1LH 009 513-071		
A 001 544 63 03	2SD 001 685-211	A 002 826 44 90	9ES 120 721-001	A 943 820 21 61	1LH 009 513-081		
A 001 544 64 03	2SE 001 685-201	A 002 826 45 90	9ES 120 722-001	A 943 820 22 61	1EL 009 513-211		
A 001 544 68 03	2SD 003 167-021	A 002 826 65 90	9ES 120 726-001	A 943 820 23 61	1EL 009 513-221		
A 001 544 69 03	2SE 003 167-031	A 002 826 68 90	9ES 120 721-001	A 943 826 02 59	9AB 165 229-031		
A 001 544 75 03	2SD 001 680-281	A 002 826 69 90	9ES 120 722-001	A 943 826 03 59	9AB 165 230-031		
A 001 544 77 90	9EL 107 368-001	A 002 826 98 90	9ES 126 471-001	A 957 820 02 61	1DL 007 872-077		
A 001 544 78 90	9EL 111 647-001	A 002 826 99 90	9ES 126 472-001	A 957 820 03 61	1DL 007 872-087		
A 001 544 80 03	2SE 001 687-031	A 003 540 22 70	2VD 007 500-221	A 973 820 01 61	1AF 354 370-031		
A 001 544 81 03	2SD 003 167-021	A 003 544 56 03	2VD 008 204-091	A 973 820 02 61	1AF 354 370-041		
A 001 544 83 90	9EL 147 747-001	A 003 544 57 03	2VP 008 204-081	A 973 820 05 21	2BA 247 016-031		
A 001 544 92 90	9EL 119 544-111	A 003 820 26 56	1K0 008 191-021	A 973 820 05 61	1AF 354 370-011		
A 001 544 94 90	9EL 119 544-001	A 003 820 27 56	1NO 008 582-011	A 973 820 06 21	2BA 247 016-041		
A 001 820 00 56	2TJ 001 633-211	A 004 826 06 90	9ES 354 366-011	A 973 820 06 61	1AF 354 370-021		
A 001 820 04 56	2XS 004 237-301	A 004 826 07 90	9ES 354 366-021	A 973 820 13 61	1AF 354 370-051		
A 001 820 05 01	2AB 004 532-051	A 140 000 18 33	2PF 961 167-021	A 973 820 14 61	1AF 354 370-061		
A 001 820 07 61	1AE 003 440-631	A 140 000 32 62	2BM 006 692-011				
A 001 820 08 61	1AE 003 440-641	A 140 000 32 63	2BM 006 692-021				
A 001 820 11 56	2XS 004 237-291	A 140 000 34 20	1DL 007 872-087				
A 001 820 14 56	2KA 001 378-041	A 140 000 34 21	1DL 007 872-077				
A 001 820 14 61	1AE 003 440-671	A 169 820 15 56	1NA 010 059-011				
A 001 820 15 61	1AE 003 440-681	A 169 820 16 56	1NA 010 059-021				
A 001 820 21 61	1AE 003 440-671	A 314 820 07 61	1AE 001 103-031				
A 001 820 22 61	1AE 003 440-681	A 314 820 08 61	1AE 001 103-041				
A 001 820 25 21	2BA 003 236-541	A 314 820 11 61	1AE 001 103-031				
A 001 820 33 61	1AB 004 148-001	A 314 820 12 61	1AE 001 103-041				
A 001 820 36 61	1AE 003 440-461	A 314 820 13 61	1AE 001 103-031				
A 001 820 37 61	1AE 003 440-451	A 314 820 14 61	1AE 001 103-041				
A 001 820 39 21	2BM 006 692-011	A 381 820 10 61	1EH 002 658-311				
A 001 820 40 21	2BM 006 692-021	A 381 820 10 61	1EH 002 658-031				
A 001 820 40 61	1AE 003 440-451	A 381 820 11 61	1EH 002 658-041				
A 001 820 41 61	1AE 003 440-461	A 381 820 12 61	1EH 002 658-031				
A 001 820 59 56	1NE 002 537-301	A 381 820 13 61	1EH 002 658-041				
A 001 820 65 61	1AB 003 060-761	A 381 820 27 61	1EH 002 658-311				
A 001 820 89 21	2BA 008 221-001	A 381 820 28 61	1EH 002 658-321				
A 001 820 96 56	2PF 002 860-031	A 381 820 29 61	1EH 002 658-331				
A 001 820 97 56	2SA 002 860-041	A 381 820 30 61	1EH 002 658-341				
A 001 822 48 20	2BM 002 847-011	A 381 820 31 61	1LH 002 658-451				
A 001 822 49 20	2BM 002 847-021	A 381 820 32 61	1LH 002 658-461				
A 001 822 50 20	2BM 002 847-021	A 381 820 33 61	1LH 002 658-511				
A 001 822 51 20	2BM 002 847-011	A 381 820 34 61	1LH 002 658-521				
A 001 826 06 81	9DE 118 792-001	A 381 820 37 61	1EH 002 658-391				
A 001 826 07 81	9DE 118 793-001	A 381 820 38 61	1EH 002 658-401				
A 001 826 08 81	9DE 116 065-001	A 381 820 39 61	1EH 002 658-311				
A 001 826 08 81	9DE 116 066-001	A 381 820 40 61	1EH 002 658-321				
A 001 826 38 78	9DE 122 228-011	A 381 820 41 61	1LH 002 658-451				
A 001 826 39 78	9DE 122 228-021	A 381 820 42 61	1LH 002 658-461				
A 001 826 47 78	9DE 122 228-011	A 381 820 43 61	1EH 002 658-031				
A 001 826 47 78	9DE 122 228-021	A 381 820 43 61	1EH 002 658-331				
A 002 544 02 03	2SE 003 167-0						

SCANIA

20 044 850
20 044 855
2 022 3030
20 223 824
20 223 835
20 223 854
20 223 974
20 223 985
20 223 997
245 593
257 933
356 823
419 888
427 753
427 754
478 344
492 205
629 515

SCHMITZ CAR- GOBULL

060503
060515
060516
060520
060521
060522
060523
060524
060526
060532
060553
060558
060566
060594
060595
060827
060946
060984
061182
061470
061639
061727
061853
062276
062286
062287
064541
066417
066602
0674541
1044
1044276
1044279
1128
1619
188003
188007
1-FZELEK0497
740599
980400
980400
ELO007-0046
S060827

SISU

183-520-0151
187-101-3431
187-101-3441
187-201-2127
187-201-2137
187-201-2557
187-201-2657
187-251-1510
187-351-0600
187-408-0021

STEINBOCK

023 959

STEYR

001 820 33 61
1.610.47.200.11
5.899.91.000.18.0
5.899.91.004.08.0
5.899.91.004.08.0
5.899.91.010.10.0
7.910.08.100.13.0
7.910.08.100.14
791.00.81.0703
791.00.81.0704
X 842 070 990 013
X 880 000 920 649

STILL

0029741001

HELLA

2ZR 003 236-051
2NE 003 236-001
2TJ 001 633-211
2SD 001 685-211
2KA 003 389-061
9EL 109 139-001
2SD 003 167-021
9EL 134 296-041
5DV 007 810-171
9EL 113 324-001
2KA 001 378-041
2JA 002 661-001
2KA 003 389-061
2BA 001 275-011
2BA 001 275-021
2KA 001 378-041
2KA 001 378-041
2SA 001 240-331

HELLA

2SE 003 167-031
2SE 001 685-201
2SD 001 685-211
2SD 001 699-061
2SE 001 699-071
9EL 107 368-001
9EL 111 647-001
9EL 109 139-001
9EL 147 747-001
9EL 119 544-111
2SD 003 167-021
2NE 003 236-001
2SD 003 167-021
2SD 001 680-271
2SD 001 680-281
2KA 003 389-061
1NE 002 537-301
2BM 006 692-011
2BM 006 692-021
9EL 113 324-001
2VD 005 300-551
2SE 003 167-031
2NE 002 589-001
2VD 007 500-111
2VB 004 887-011
2VP 004 887-021
9EL 146 838-001
2ZR 003 236-051
2TJ 001 633-211
9EL 146 838-001
2NE 003 236-001
2VA 004 887-031
2VP 004 887-021
2ZR 003 236-051
2AB 004 532-051
2BM 006 692-021
2BM 006 692-011
2SD 003 167-021
2KA 003 389-061
2TJ 001 633-211
9EL 109 139-001
9EL 146 838-001
2KA 003 389-061

HELLA

5DV 007 810-171
1BL 008 193-011
1KO 008 191-021
2BM 002 847-021
2BM 002 847-011
2PF 961 167-021
2BA 008 221-001
9EL 115 830-001
9EL 113 324-001
2AB 004 532-051

HELLA

2ZR 002 589-011

HELLA

1A8 004 148-007
2TJ 001 633-211
2ZR 003 236-051
2BA 003 236-021
2BA 003 236-027
2NE 003 236-001
2NE 003 236-001
2ZR 003 236-051
9EL 119 544-001
9EL 119 544-111
2TJ 001 633-211
2SA 001 240-331

HELLA

2BA 008 221-001

STILL

0159678
401454
511466
8437157

VALMET

34202900

WISEON

44.15524-0314
44.15564-0001
44.15564-0002
44.15564-0012
44.15564-0022

VOLVO

1 071 290
11 117 172
1 111 717 2
1 114 775 6
1 321 677 5
1 321 678 3
1 402 120 0
14 042 400
1 411 060 0
1 507 127 7
1 723 282 4
2 036 269 5
2 050 343 5
2 050 343 6
2 088 426 7
2 107 131 4
309 841 0
363 716
4 374 231
6 211 443
7 030 532 2
7 030 532 2
7 030 533 0
7 030 533 1
7 032 442 3
70 324 425
7 032 442 5
70 324 427
7 032 442 7
7 032 442 9
70 324 431
7 032 443 1
7 034 569 0
7 034 770 9
7 034 771 0
7 034 771 1
8 226 603 6
8 229 257 7
VOE11147756
VOE70324423

VW

003 102 051
KDWHLO9216
KDWHLO9216
KDWHLO9252
KDWHLO9659

HELLA

2BA 008 221-001
2AB 004 532-051
2KA 001 388-051
2AB 004 532-051

HELLA

2BA 008 221-001

HELLA

2AB 004 532-051
1BL 008 193-011
1KO 008 191-021
2BA 008 221-001
5DV 008 856-001

HELLA

1A8 003 060-761
1BL 008 193-011
1BL 008 193-011
2KA 003 389-061
2BM 006 692-011
2BM 006 692-021
2BM 002 847-021
2PF 961 167-021
2AB 004 532-051
2BA 008 221-001
1AL 009 998-041
6NM 008 299-501
2BM 002 847-011
2BM 002 847-021
1NO 008 582-011
5DV 007 810-171
1A8 003 060-761
2SE 001 685-201
2KA 003 389-061
9EL 113 324-001
2BA 003 236-021
2BA 003 236-027
2BM 006 692-011
2BM 006 692-021
2BA 008 221-001
1BL 008 193-011
1BL 008 193-011
1KO 008 191-021
1KO 008 191-021
2BA 003 236-541
2PF 961 167-021
2PF 961 167-021
2AB 004 532-051
2BA 008 221-001
1BL 008 193-011
1KO 008 191-021
1NO 008 582-011
6NM 008 299-501
2KA 003 389-061
2BA 008 221-001

HELLA

9EL 111 647-001
2BA 003 236-021
2BA 003 236-027
2BA 001 275-011
2JA 001 357-002

1A8 ...		1LH ...		2VA ...	
1A8 003 060-761	19	1LH 009 513-081	81	2VA 004 887-031	99
1A8 004 148-007	20	1LL ...		2VB ...	
1AA ...		1LL 009 998-051	82	2VB 004 887-011	100
1AA 004 109-201	21	1NO ...		2VD ...	
1AE ...		1NO 008 582-011	14	2VD 005 300-551	101
1AE 001 103-031	22	1NA ...		2VD 005 300-581	102
1AE 001 103-041	23	1NA 010 059-011	14	2VD 007 500-091	103
1AE 003 440-451	24	1NA 010 059-013	15	2VD 007 500-111	104
1AE 003 440-461	25	1NA 010 059-021	15	2VD 007 500-201	105
1AE 003 440-611	26	1NA 010 059-023	16	2VD 007 500-221	106
1AE 003 440-621	27	1ND ...		2VD 007 500-411	107
1AE 003 440-631	28	1ND 122 390-001	83	2VD 008 204-091	108
1AE 003 440-641	29	1NE ...		2VP ...	
1AE 003 440-671	30	1NE 002 537-301	16	2VP 004 887-021	109
1AE 003 440-681	31	1NE 006 300-201	17	2VP 007 500-421	110
1AF ...		1NL ...		2VP 007 500-521	111
1AF 354 370-011	32	1NL 008 090-117	18	2VP 008 204-081	112
1AF 354 370-021	32	2AB ...		2XS ...	
1AF 354 370-031	33	2AB 004 532-051	125	2XS 004 237-291	122
1AF 354 370-041	33	2BA ...		2XS 004 237-301	122
1AF 354 370-051	34	2BA 001 275-011	137	2ZR ...	
1AF 354 370-061	34	2BA 001 275-021	137	2ZR 002 589-011	128
1AG ...		2BA 003 236-021	138	2ZR 003 236-051	129
1AG 001 108-531	35	2BA 003 236-027	139	2ZR 003 236-311	130
1AL ...		2BA 003 236-541	140	5DV ...	
1AL 009 998-041	36	2BA 003 411-001	140	5DV 007 810-171	5
1BL ...		2BA 003 975-031	141	5DV 008 856-001	5
1BL 008 193-011	83	2BA 003 975-041	141	6NM ...	
1DB ...		2BA 004 119-001	142	6NM 008 299-501	5
1DB 247 011-011	37	2BA 008 221-001	143	9AB ...	
1DB 247 011-021	38	2BA 008 221-217	143	9AB 165 229-031	13
1DL ...		2BA 247 015-031	144	9AB 165 230-031	13
1DL 007 859-011	39	2BA 247 015-041	144	9DE ...	
1DL 007 859-021	40	2BA 247 016-031	145	9DE 116 065-001	132
1DL 007 859-051	41	2BM ...		9DE 116 066-001	132
1DL 007 859-061	42	2BM 002 847-011	146	9DE 116 732-001	132
1DL 007 872-077	43	2BM 002 847-021	147	9DE 116 733-001	132
1DL 007 872-087	43	2BM 004 312-051	148	9DE 118 792-001	133
1EH ...		2BM 004 312-061	149	9DE 118 793-001	133
1EH 002 658-031	44	2BM 006 692-011	150	9DE 122 228-011	133
1EH 002 658-041	45	2BM 006 692-021	150	9DE 122 228-021	134
1EH 002 658-311	46	2DA ...		9DR ...	
1EH 002 658-321	47	2DA 001 240-341	151	9DR 091 085-001	134
1EH 002 658-331	48	2JA ...		9EL ...	
1EH 002 658-341	49	2JA 001 357-002	115	9EL 107 368-001	113
1EH 002 658-391	50	2JA 001 357-012	116	9EL 109 139-001	85
1EH 002 658-401	51	2JA 002 661-001	117	9EL 110 736-001	135
1EH 002 658-551	52	2KA ...		9EL 110 737-001	135
1EH 002 658-561	53	2KA 001 378-041	118	9EL 111 647-001	113
1EH 008 688-011	54	2KA 001 388-051	118	9EL 113 324-001	85
1EH 008 688-021	55	2KA 001 388-097	119	9EL 115 830-001	136
1EH 008 688-031	56	2KA 003 389-061	120	9EL 119 544-001	89
1EH 008 688-041	57	2NE ...		9EL 119 544-111	90
1EH 008 688-051	58	2NE 002 589-001	126	9EL 119 874-001	114
1EH 008 688-061	59	2NE 003 236-001	126	9EL 131 420-001	86
1EH 008 688-071	60	2NE 003 236-301	127	9EL 131 420-011	86
1EH 008 688-081	61	2PF ...		9EL 134 296-041	87
1EH 008 688-091	62	2PF 002 452-017	123	9EL 134 296-051	87
1EH 008 688-101	63	2PF 002 860-031	125	9EL 134 301-001	89
1EH 009 513-011	64	2PF 961 167-021	123	9EL 146 838-001	88
1EH 009 513-021	65	2PT ...		9EL 147 747-001	88
1EH 009 513-031	66	2PT 010 102-111	114	9EL 152 891-001	89
1EH 009 513-041	67	2SA ...		9ES ...	
1EJ ...		2SA 001 240-331	131	9ES 071 899-021	6
1EJ 008 688-111	68	2SA 002 860-041	131	9ES 094 588-001	6
1EJ 008 688-121	69	2SD ...		9ES 111 704-001	6
1EL ...		2SD 001 680-271	91	9ES 111 705-001	6
1EL 009 513-211	70	2SD 001 680-281	92	9ES 113 916-001	7
1EL 009 513-221	71	2SD 001 685-211	93	9ES 113 917-001	7
1FE ...		2SD 001 699-061	94	9ES 113 918-001	7
1FE 006 300-191	82	2SD 003 167-021	95	9ES 113 919-001	8
1K0 ...		2SE ...		9ES 118 402-001	8
1K0 008 191-021	84	2SE 001 685-201	96	9ES 118 403-001	8
1LB ...		2SE 001 699-071	97	9ES 120 721-001	9
1LB 247 011-051	72	2SE 003 167-031	98	9ES 120 722-001	9
1LB 247 011-061	73	2TJ ...		9ES 120 726-001	9
1LH ...		2TJ 001 633-211	124	9ES 126 471-001	10
1LH 002 658-451	74	2TJ 003 168-151	121	9ES 126 472-001	10
1LH 002 658-461	75	2TJ 003 168-157	121	9ES 170 064-011	10
1LH 002 658-511	76	2VA ...		9ES 170 064-021	11
1LH 002 658-521	77	2VA 004 887-031	99	9ES 247 753-001	11
1LH 009 513-051	78	2VB ...		9ES 247 754-001	11
1LH 009 513-061	79	2VB 004 887-011	100	9ES 354 366-011	12
1LH 009 513-071	80	2VD ...		9ES 354 366-021	12

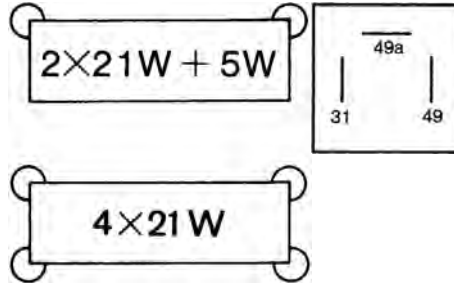


Flasher Unit.....	226
Relay, wipe-/wash interval.....	229

Relay - Flasher Unit

4DB 003 675-001

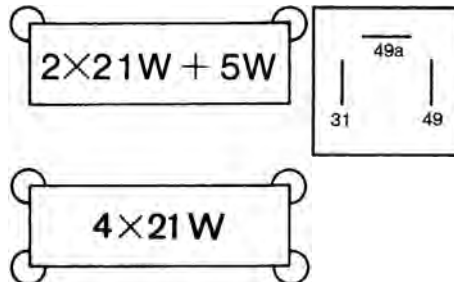
24V 2x21W+5W 3-pin
with "clicking"- function



Mounting Type	Plugged
Number of Poles	3
Operating Mode	Electronic
Rated Voltage [V]	24
Switching Capacity [W]	2(4)x21W+5 E
Temperature Range [°C]	-30° / +60°C
to voltage [V]	30
Voltage from [V]	22

4DB 003 675-011

without "clicking"- function

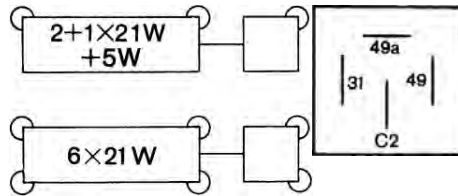


Mounting Type	Plugged
Number of Poles	3
Operating Mode	Electronic
Rated Voltage [V]	24
Switching Capacity [W]	2(4) x 21 + 0...5
to voltage [V]	30
Voltage from [V]	20

Relay - Flasher Unit

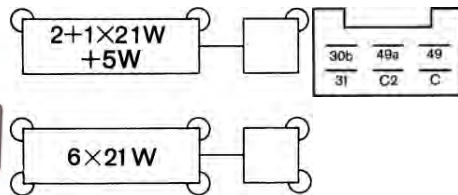
4DM 003 390-011

12V 2+1x21W +5W 4-pin
with "clicking"- function



Mounting Type	Plugged
Number of Poles	4
Operating Mode	Electronic
Rated Power [W]	21
Rated Voltage [V]	12
Supplementary Article/Supplementary Info 2	for trailer
Switching Capacity [W]	2+1(6)x21W+5 EP
Temperature Range [°C]	-30° / +75°
to voltage [V]	15
Voltage from [V]	10

4DM 003 944-091

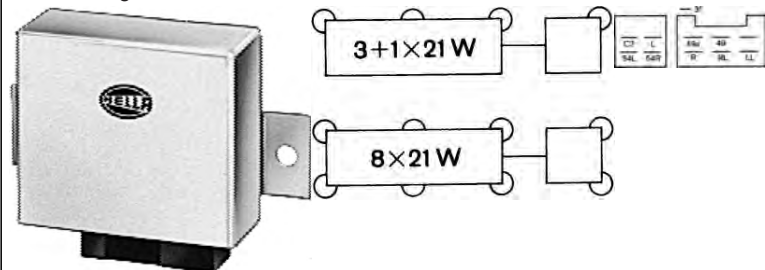


Inspection Tag	e1 036034
Mounting Type	Bolted
Number of Poles	6
Operating Mode	Electric
Supplementary Article/Supplementary Info 2	for trailer
Switching Capacity [W]	2+1x21W+5(6x21W)
Temperature Range [°C]	-40°C / +85°C
Voltage [V]	24

Relay - Flasher Unit

4DW 002 834-121
041013

24V 3+1x21W 11-pin
with "clicking"- function



Mounting Type	mounting
Number of Poles	11
Operating Mode	Electronic
Rated Power [W]	21
Rated Voltage [V]	24
Supplementary Article/Supplementary Info	with holder
Supplementary Article/Supplementary Info 2	for trailer
Switching Capacity [W]	3+1(8)x21
Temperature Range [°C]	-25° / +75°
to voltage [V]	30
Voltage from [V]	20

Relay, wipe-/wash interval

5WG 002 450-121



Number of Poles	6
Rated Current [A]	10
Rated Voltage [V]	24
Supplementary Article/Supplementary Info	with holder
Temperature Range [°C]	-30° / +70°



MERCEDES-BENZ.....231

Manufacturer - Model	Power	Displ.	Year of Constr.	Remark	Part Number	Page
MERCEDES-BENZ - LK/LN2						01/84→12/98
1114,1114 L	95 - 100 kW		01/84→12/98	11 pol; Electronic; with holder; for trailer; Switching Capacity [W]: 3+1(8)x21; Temperature Range [°C]: -25° / +75°; to voltage [V]: 30; Voltage from [V]: 20	4DW 002 834-121 Flasher Unit	228
1114 A	96 - 102 kW		02/87→12/98			
1114 AK	95 - 100 kW		02/87→12/98			
1114 K	95 - 100 kW		03/84→12/98			
1114 S	95 - 100 kW		03/84→12/98			
1117,1117 L	116 - 125 kW		01/84→12/98			
1117,1117 L	125 kW		03/96→12/98			
1117 A	116 - 125 kW		06/87→12/98			
1117 AK	125 kW		04/84→12/98			
1117 K	116 - 125 kW		04/84→12/98			
1117 K	125 kW		03/96→12/98			
1117 LO	125 kW		03/96→12/98			
1117 O,1117 LO	116 - 125 kW		01/84→12/98			
1117 S	125 kW		03/96→12/98			
1117 S,1117 LS	116 - 125 kW		01/84→12/98			
1120,1120 L	148 - 155 kW		01/84→12/98			
1120 AF	150 - 155 kW		02/87→12/98			
1120 F	150 - 155 kW		02/90→12/98			
1120 L	125 kW		08/84→12/98			
1120 O,1120 LO	150 - 155 kW		01/84→12/98			
1120 S,1120 LS	148 - 155 kW		01/84→12/98			
1124 AF	177 kW		03/92→12/98			
1124 F	155 - 177 kW		03/92→12/98			
1214 A	100 kW		01/84→12/98			
1217 KO	125 kW		03/94→12/98			
1314	95 - 100 kW		07/84→12/98			
1314 AK	95 - 100 kW		06/87→12/98			
1314 K	95 - 100 kW		07/84→12/98			
1314 KO	95 - 100 kW		07/84→12/98			
1317,1317 L	116 - 125 kW		01/84→12/98			
1317,1317 L	125 kW		03/96→12/98			
1317 AK	116 - 125 kW		08/84→12/98			
1317 AK	155 kW		12/92→12/98			
1317 K	125 kW		07/84→12/98			
1317 K	125 kW		03/96→12/98			
1317 KO	116 - 125 kW		03/94→12/98			
1317 KO	125 kW		03/96→12/98			
1317 LS	125 kW		03/96→12/98			
1317 S,1317 LS	116 - 125 kW		01/84→12/98			
1320,1320 L	125 kW		01/84→12/98			
1320,1320 L	148 - 155 kW		01/84→12/98			
1320 AK	155 kW		12/92→12/98			
1320 L	177 kW		12/92→12/98			
1320 S,1320 LS	148 - 155 kW		01/84→12/98			
1324,1324 L	170 - 177 kW		01/84→12/98			
1324 L	150 kW		01/91→12/98			
1324 S,1324 LS	170 - 177 kW		01/84→12/98			
1514,1514 L	95 - 100 kW		01/84→12/98			
1514 K	95 - 100 kW		01/89→12/98			
1517,1517 L	116 - 125 kW		01/84→12/98			
1517,1517 L	125 kW		03/96→12/98			
1517 K	116 - 125 kW		01/89→12/98			
1517 K	125 kW		03/96→12/98			
1520,1520 L	150 - 155 kW		01/84→12/98			
1524,1524 L	170 - 177 kW		01/84→12/98			
1724	170 kW		01/84→12/98			
2020 L	148 - 150 kW		01/84→12/98			
2024 L	177 kW		01/84→12/98			
709	63 - 66 kW		03/84→12/98			
709 K	63 - 66 kW		03/84→10/90			
711	77 kW		03/94→12/98			
711	90 kW		03/96→12/98			
809	63 - 66 kW		03/84→12/98			
809 K	63 - 66 kW		03/84→12/98			
811	77 kW		03/94→12/98			
811	90 kW		03/96→12/98			
811 K	77 kW		03/94→12/98			
811 K	90 kW		03/96→12/98			
814,814L	95 - 100 kW		01/84→12/98			
814,814L	100 kW		03/96→12/98			
814,814 L	103 kW		01/84→12/98			
814 F	95 - 100 kW		05/86→12/98			
814 F	100 kW		03/96→12/98			
814 F	103 kW		03/94→12/98			
814 K	95 - 100 kW		03/84→12/98			
814 K	100 kW		03/96→12/98			
814 K	103 kW		03/94→12/98			
814 LO	100 kW		03/96→12/98			
814 O, 814 LO	95 - 100 kW		01/84→12/98			
814 S	95 - 100 kW		03/84→12/98			
814 S	100 kW		03/96→12/98			

Manufacturer - Model	Power	Displ.	Year of Constr.	Remark	Part Number	Page
MERCEDES-BENZ - LK/LN2					01/84→12/98	
814 S	103 kW		03/94→12/98	11 pol; Electronic; with holder; for trailer; Switching Capacity [W]: 3+1(8)x21; Temperature Range [°C]: -25° / +75°; to voltage [V]: 30; Voltage from [V]: 20	4DW 002 834-121 Flasher Unit	228
817,817 L	116 - 125 kW		01/84→12/98			
817,817 L	125 kW		03/96→12/98			
817 F	116 - 125 kW		03/84→12/98			
817 F	125 kW		03/96→12/98			
817 K	116 - 125 kW		01/86→12/98			
817 K	125 kW		03/96→12/98			
817 LO	125 kW		03/96→12/98			
817 O, 817 LO	116 - 125 kW		01/84→12/98			
817 S,817 LS	116 - 125 kW		01/84→12/98			
817 S,817 LS	125 kW		03/96→12/98			
914	95 - 100 kW		03/84→12/98			
914 AK	95 - 100 kW		02/87→12/98			
914 AK	125 kW		02/87→12/98			
914 K	95 - 100 kW		03/84→12/98			
914 KO	95 - 100 kW		01/87→12/98			
917	125 kW		03/94→12/98			
917	125 kW		03/96→12/98			
917 AF	116 - 125 kW		02/87→12/98			
917 AK	125 kW		03/94→12/98			
917 K	125 kW		03/94→12/98			
917 K	125 kW		03/96→12/98			
917 KO	125 kW		03/94→12/98			
917 KO	125 kW		03/96→12/98			
O 1114, O 1114 L	95 - 100 kW		01/84→12/98			
O 814, O 814 L	103 kW		01/84→12/98			
MERCEDES-BENZ - LP						
LP 1013	124 kW		11/76→12/84	4 pol; Electronic; for trailer; Switching Capacity [W]: 2+1(6)x21W+5 EP; Temperature Range [°C]: -30° / +75°; to voltage [V]: 15; Voltage from [V]: 10	4DM 003 390-011 Flasher Unit	227
LP 1013, LPL 1013	96 kW		11/76→12/84			
LP 1113, LPL 1113	96 kW		01/80→12/84			
LP 709, LPL 709	63 kW		09/63→12/84			
LP 809, LPL 808, LPL 809	63 kW		09/63→12/84			
LPK 1013	96 kW		11/76→12/84			
LPK 709	63 kW		11/77→12/84			
LPK 809	63 kW		11/77→12/84			
LPO 709	63 kW		11/77→12/84			
LPS 709, LPLS 709	63 kW		09/63→12/84			
LP 608, LPL 608	63 kW		09/63→12/84	08/75→ ; 4 pol; Electronic; for trailer; Switching Capacity [W]: 2+1(6)x21W+5 EP; Temperature Range [°C]: -30° / +75°; to voltage [V]: 15; Voltage from [V]: 10	4DM 003 390-011 Flasher Unit	227
LP 808, LPL 808	63 kW		09/63→12/84			
LP 813, LPL 813	96 kW		09/63→12/84			
LP 911 B	81 - 124 kW		01/67→03/77			
LP 913, LPL 913	96 kW		09/63→12/84			
LPK 1113	96 kW		01/81→			
LPK 608	63 kW		10/69→10/77			
LPK 808	63 kW		10/69→10/77			
LPK 811	81 kW		03/73→12/84			
LPK 813	96 kW		03/73→12/84			
LPK 913	96 kW		01/67→12/84			
LPKF 608	63 kW		09/63→12/84			
LPKF 808, LPKF 809	63 kW		10/69→10/77			
LPKO 608	63 kW		02/66→07/77			
LPO 608	63 kW		10/69→10/77			
LPO 808, LPO 809	63 kW		09/67→10/77			
LPO 811	96 kW		10/69→			
LPS 608, LPLS 608	63 kW		09/63→12/84			
LPS 813, LPLS 813	96 kW		09/63→12/84			
LPS 911 B	81 kW		01/67→03/77			
LPS 913	96 kW		10/69→12/84			
LPKF 709	63 kW		11/77→12/84	09/82→ ; 3 pol; Electronic; Switching Capacity [W]: 2(4)x21W+5 E	4DB 003 675-001 Flasher Unit	226
				09/82→ ; 3 pol; Electronic; 24 V; Switching Capacity [W]: 2(4) x 21 + 0...5	4DB 003 675-011 Flasher Unit	226
				4 pol; Electronic; for trailer; Switching Capacity [W]: 2+1(6)x21W+5 EP; Temperature Range [°C]: -30° / +75°; to voltage [V]: 15; Voltage from [V]: 10	4DM 003 390-011 Flasher Unit	227
				09/82→ ; 6 pol; Rated Current [A]: 10; with holder; Temperature Range [°C]: -30° / +70°	5WG 002 450-121 Relay, wipe-/wash interval	229
MERCEDES-BENZ - NG					08/73→09/96	
1013	96 kW		02/76→12/84	11 pol; Electronic; with holder; for trailer; Switching Capacity [W]: 3+1(8)x21; Temperature Range [°C]: -25° / +75°; to voltage [V]: 30; Voltage from [V]: 20	4DW 002 834-121 Flasher Unit	228
1013 A	96 kW		02/76→12/86			
1013 AK	96 kW		02/76→12/84			
1013 K	96 kW		02/76→12/84			
1013 KO	96 kW		02/76→12/84			
1013 S	96 kW		02/76→12/84	6 pol; Rated Current [A]: 10; with holder; Temperature Range [°C]: -30° / +70°	5WG 002 450-121 Relay, wipe-/wash interval	229
1017	124 kW		11/75→02/91			
1017 A	124 kW		11/75→02/91			

Manufacturer - Model	Power	Displ.	Year of Constr.	Remark	Part Number	Page
MERCEDES-BENZ - NG						08/73→09/96
1017 AF	124 kW		11/75→09/85	11 pol; Electronic; with holder; for trailer; Switching Capacity [W]: 3+1(8)x21; Temperature Range [°C]: -25° / +75°; to voltage [V]: 30; Voltage from [V]: 20	4DW 002 834-121 Flasher Unit	228
1017 AK	124 kW		02/76→12/84			
1017 AS	124 kW		04/77→09/85			
1017 K	124 kW		02/76→12/84			
1017 KO, 1017 F	124 kW		08/73→09/96	6 pol; Rated Current [A]: 10; with holder; Temperature Range [°C]: -30° / +70°	5WG 002 450-121 Relay, wipe-/wash interval	229
1017 S, 1017 LS	124 kW		08/73→09/96			
1019 AF	141 - 141 kW		01/79→12/82			
1019 AF	144 kW		01/79→12/82			
1019 F	141 kW		01/79→12/82			
1213	96 kW		09/75→05/86			
1213 A	96 kW		09/75→05/86			
1213 AK	96 kW		09/75→05/86			
1213 AKO	96 kW		09/75→05/86			
1213 AS	96 kW		09/75→05/86			
1213 K	96 kW		09/75→05/86			
1213 KO	96 kW		09/75→05/86			
1213 S	96 kW		09/75→05/86			
1217, 1217 L	124 kW		08/73→09/96			
1217 A	124 kW		09/75→09/85			
1217 AK	124 kW		09/75→09/85			
1217 AS	124 kW		09/75→09/85			
1217 CA	125 kW		05/82→10/90			
1217 K	124 kW		09/75→12/84			
1217 KO	124 kW		09/75→09/85			
1217 S, 1217 LS	124 kW		08/73→09/96			
1219	141 kW		09/75→09/84			
1219 A	141 kW		09/75→12/82			
1219 AF	141 kW		09/75→09/84			
1219 AK	141 kW		09/75→12/84			
1219 F	141 kW		09/75→09/84			
1219 K	141 kW		09/75→09/84			
1219 S	141 kW		09/75→09/84			
1222	159 kW		07/82→02/90			
1222 A	159 kW		05/82→10/90			
1222 AF	159 kW		05/82→12/91			
1222 F	159 kW		05/82→12/91			
1222 S	159 kW		07/82→02/90			
1225 AF	206 kW		05/82→12/91			
1225 AF	213 kW		05/82→12/91			
1413	96 kW		09/75→12/84			
1413 A	96 kW		09/75→12/84			
1413 AK	96 kW		09/75→12/84			
1413 AKO	96 kW		09/75→12/84			
1413 K	96 kW		09/75→12/84			
1413 KO	96 kW		09/75→12/84			
1414	100 kW		04/84→03/91			
1414 K	100 kW		04/84→03/91			
1417	124 kW		05/75→12/84			
1417 A	124 kW		05/75→12/84			
1417 AK	124 kW		05/75→12/84			
1417 AKO	124 kW		05/75→12/84			
1417 C	125 kW		04/84→03/91			
1417 CA	125 kW		04/84→03/91			
1417 CAK	125 kW		04/84→03/91			
1417 CK	125 kW		04/84→03/91			
1417 K	124 kW		05/75→12/84			
1417 KO	124 kW		05/75→12/84			
1419, 1419 L	141 kW		08/73→09/96			
1419 AK	141 kW		05/75→12/84			
1419 AS	141 kW		05/75→12/82			
1419 C, 1419 CL	141 kW		08/73→09/96			
1419 F	141 kW		05/75→12/82			
1419 K	141 kW		05/75→12/82			
1419 S, 1419 LS	141 kW		08/73→09/96			
1420, 1420 L	150 kW		08/73→09/96			
1420 LS	150 kW		07/85→03/91			
1422, 1422 L	159 kW		08/73→09/96			
1422 F	159 kW		05/82→10/90			
1422 S, 1422 LS	159 kW		08/73→09/96			
1424, 1424 L	176 kW		08/73→09/96			
1424 F	176 kW		07/75→01/87			
1424 K	176 kW		07/75→01/87			
1424 S, 1424 LS	176 kW		08/73→09/96			
1425 AF	184 kW		08/73→09/96			
1425 S, 1425 LS	184 kW		08/73→09/96			
1428 AF	206 kW		08/73→09/96			
1428 F	206 kW		05/82→12/91			
1613, 1613 L	96 kW		08/73→09/96			
1613 K	96 kW		01/75→12/84			
1613 KO	96 kW		01/75→12/84			
1614	100 kW		04/84→03/91			

Manufacturer - Model	Power	Displ.	Year of Constr.	Remark	Part Number	Page
MERCEDES-BENZ - NG						08/73→09/96
1614 K	100 kW		04/84→03/91	11 pol; Electronic; with holder; for trailer; Switching Capacity [W]: 3+1(8)x21; Temperature Range [°C]: -25° / +75°; to voltage [V]: 30; Voltage from [V]: 20	4DW 002 834-121 Flasher Unit	228
1617,1617 L	124 kW		08/73→09/96			
1617 AK	124 kW		01/75→07/85	6 pol; Rated Current [A]: 10; with holder; Temperature Range [°C]: -30° / +70°	5WG 002 450-121 Relay, wipe-/wash interval	229
1617 C,1617 CL	125 kW		08/73→09/96			
1617 CAK	125 kW		04/84→03/91			
1617 CK	125 kW		04/84→03/91			
1617 CS	125 kW		04/84→03/91			
1617 K	124 kW		01/75→07/85			
1617 KO	124 kW		01/75→07/85			
1617 S	124 kW		01/75→07/85			
1619,1619 L	141 kW		08/73→09/96			
1619 AK	141 kW		11/74→12/82			
1619 C,1619 CL	141 kW		08/73→09/96			
1619 K	141 kW		11/74→12/82			
1619 KO	141 kW		11/74→01/87			
1619 S	141 kW		11/74→12/84			
1620,1620 L	150 kW		08/73→09/96			
1622,1622 L	150 - 159 kW		08/73→09/96			
1622 AK	159 kW		05/82→10/89			
1622 K	159 kW		05/82→10/89			
1622 S	159 kW		05/82→03/91			
1624,1624 L	176 kW		08/73→09/96			
1624 K	176 kW		07/75→08/82			
1624 S,1624 LS	176 kW		08/73→09/96			
1625,1625 L	184 kW		08/73→09/96			
1625 AK	184 kW		10/80→11/89			
1625 K	184 kW		05/80→11/89			
1625 S,1625 LS	184 kW		08/73→09/96			
1626,1626 L	188 kW		08/73→09/96			
1626 AK	188 kW		08/73→12/80			
1626 AS	188 kW		05/74→12/80			
1626 K	188 kW		08/73→12/80			
1626 S,1626 LS	188 kW		08/73→09/96			
1628,1628 L	206 kW		08/73→09/96			
1628 A	206 kW		01/80→05/89			
1628 S,1628 LS	206 kW		08/73→09/96			
1632,1632 L	235 kW		08/73→09/96			
1632 AK	235 kW		08/73→08/82			
1632 AS	235 kW		05/74→09/83			
1632 K	235 kW		08/73→08/82			
1632 S,1632 LS	235 kW		08/73→09/96			
1633,1633 L	243 kW		08/73→09/96			
1633 S,1633 LS	243 kW		08/73→09/96			
1635,1635 L	260 kW		08/73→09/96			
1635 K	260 kW		02/86→07/89			
1635 S,1635 LS	260 kW		08/73→09/96			
1636,1636 L	261 kW		08/73→09/96			
1636 S,1636 LS	261 kW		08/73→09/96			
1638	276 kW		11/80→12/86			
1638 S,1638 LS	276 kW		08/73→09/96			
1644	320 kW		06/86→08/89			
1644 S,1644 LS	320 kW		08/73→09/96			
1719	141 kW		09/73→08/82			
1719 AK	141 kW		09/73→08/82			
1719 K	141 kW		09/73→08/82			
1719 S	141 kW		09/73→08/82			
1814	100 kW		04/84→03/91			
1919	141 kW		05/74→08/82			
1919 AK	141 kW		05/74→08/82			
1919 K	141 kW		05/74→08/82			
1919 S	141 kW		05/74→08/82			
1922	159 kW		10/81→10/90			
1922 AK	159 kW		10/81→03/91			
1922 K	159 kW		10/81→03/91			
1922 S	159 kW		10/81→03/91			
1926	188 kW		05/74→12/80			
1926 A	188 kW		05/74→12/80			
1926 AK	188 kW		08/73→12/80			
1926 AS	188 kW		05/74→12/80			
1926 K	188 kW		08/73→12/80			
1926 S,1926 LS	188 kW		08/73→09/96			
1928,1928 L	206 kW		08/73→09/96			
1928 A	206 kW		01/80→03/91			
1928 AK	206 kW		01/80→03/91			
1928 AS	206 kW		01/80→03/91			
1928 K	206 kW		01/80→03/91			
1928 S,1928 LS	206 kW		08/73→09/96			
1932	235 kW		05/74→03/83			
1932 A	235 kW		05/74→03/83			
1932 AK	235 kW		08/73→09/83			
1932 AS	235 kW		05/74→12/82			

Manufacturer - Model	Power	Displ.	Year of Constr.	Remark	Part Number	Page
MERCEDES-BENZ - NG						08/73→09/96
1932 K	235 kW		08/73→08/82	11 pol; Electronic; with holder; for trailer; Switching Capacity [W]: 3+1(8)x21; Temperature Range [°C]: -25° / +75°; to voltage [V]: 30; Voltage from [V]: 20	4DW 002 834-121 Flasher Unit	228
1932 S, 1932 LS	235 kW		08/73→09/96			
1933	243 kW		11/80→03/91			
1933 S, 1933 LS	243 kW		08/73→09/96			
1935	260 kW		02/86→09/89	6 pol; Rated Current [A]: 10; with holder; Temperature Range [°C]: -30° / +70°	5WG 002 450-121 Relay, wipe-/wash interval	229
1935 AK	260 - 269 kW		09/87→03/91			
1935 AS	260 - 269 kW		09/87→03/91			
1935 S, 1935 LS	260 kW		08/73→09/96			
1936	261 kW		10/81→03/91			
1936 AK	261 kW		10/81→03/91			
1936 AS	261 kW		10/81→03/91			
1936 K	261 kW		10/81→03/91			
1936 S, 1936 LS	261 kW		08/73→09/96			
1938	276 kW		11/80→06/90			
1938 S, 1938 LS	276 kW		08/73→09/96			
1944	320 kW		10/85→12/89			
1944 S, 1944 LS	320 kW		08/73→09/96			
2025 S	184 kW		08/83→03/91			
2026 S	188 kW		10/76→10/80			
2028 A	206 kW		01/80→06/89			
2028 LS	206 kW		01/80→06/89			
2032 S	235 kW		08/75→09/83			
2033 LS	243 kW		12/81→05/87			
2035 S, 2035 LS	260 kW		08/73→09/96			
2028 A	260 kW		01/80→06/89			
2036 LS	261 kW		03/84→03/91			
2219	141 kW		06/76→01/87			
2219, 2219 L	141 kW		08/73→09/96			
2219 C, 2219 CL	141 kW		08/73→09/96			
2219 K	141 kW		06/76→01/87			
2219 KO	141 kW		06/76→01/87			
2220, 2220 L	150 kW		08/73→09/96			
2222	159 kW		05/82→03/91			
2222, 2222 L	159 kW		08/73→09/96			
2222 B	150 - 159 kW		05/82→03/91			
2222 K	159 kW		05/82→10/89			
2222 K	159 kW		05/82→03/91			
2222 L	159 - 165 kW		08/73→09/96			
2224	176 kW		04/76→12/82			
2224 B	176 kW		05/75→03/84			
2224 K	176 kW		04/76→12/82			
2224 S	176 kW		07/76→12/82			
2225	184 kW		04/85→03/91			
2225 B	184 kW		08/83→03/91			
2225 L	184 kW		08/73→09/96			
2226	188 kW		09/75→12/80			
2226, 2226 L	188 kW		08/73→09/96			
2226 S, 2226 LS	188 kW		08/73→09/96			
2228	206 kW		12/79→03/91			
2228, 2228 L	206 kW		08/73→09/96			
2228 S	206 kW		12/79→03/91			
2232	235 kW		05/74→09/83			
2232, 2232 L	235 kW		08/73→09/96			
2232 S, 2232 LS	235 kW		08/73→09/96			
2233	243 kW		11/80→05/87			
2233, 2233 L	243 kW		08/73→09/96			
2233 S	243 kW		11/80→05/87			
2235, 2235 L	260 kW		08/73→09/96			
2235 K	260 kW		03/86→07/89			
2235 S, 2235 LS	260 kW		08/73→09/96			
2236	261 kW		09/82→03/91			
2236 S	261 kW		12/84→03/91			
2238, 2238 L	276 kW		08/73→09/96			
2238 S	276 kW		01/81→12/86			
2244, 2244 L	320 kW		08/73→09/96			
2244 S	320 kW		10/85→07/89			
2422	160 - 165 kW		08/73→09/96			
2422	159 - 165 kW		10/81→10/90			
2422 K	159 kW		10/81→03/91			
2428	206 kW		08/73→09/96			
2433	243 kW		10/80→09/96			
2433	243 kW		11/80→03/91			
2438	276 kW		08/73→09/96			
2438 L	269 - 276 kW		11/80→06/90			
2444 LS	320 kW		08/73→09/96			
2528 A	206 kW		01/80→03/91			
2528 AK	206 kW		01/80→03/91			
2536 AK	260 kW		10/81→03/91			
2536 AK	261 kW		10/81→03/91			
2626	188 kW		06/75→03/81			
2626 A	188 kW		06/75→03/81			

Manufacturer - Model	Power	Displ.	Year of Constr.	Remark	Part Number	Page
MERCEDES-BENZ - NG						08/73→09/96
2626 AB	188 kW		05/74→12/80	11 pol; Electronic; with holder; for trailer; Switching Capacity [W]: 3+1(8)x21; Temperature Range [°C]: -25° / +75°; to voltage [V]: 30; Voltage from [V]: 20	4DW 002 834-121 Flasher Unit	228
2626 AK	188 kW		08/73→12/81			
2626 AS	188 kW		06/75→03/81	6 pol; Rated Current [A]: 10; with holder; Temperature Range [°C]: -30° / +70°	5WG 002 450-121 Relay, wipe-/wash interval	229
2626 B	188 kW		05/74→12/80			
2626 K	188 kW		08/73→03/81			
2626 S	188 kW		06/75→03/81			
2628	206 kW		02/80→03/91			
2628 A	206 kW		02/80→03/91			
2628 A	331 kW		01/90→03/91			
2628 AK	206 kW		02/80→03/91			
2628 AS	206 kW		02/80→03/91			
2628 B	206 kW		02/80→08/89			
2628 K	206 kW		02/80→03/91			
2628 S	206 kW		02/80→03/91			
2632	235 - 236 kW		05/74→09/83			
2632 A	235 - 236 kW		05/74→09/83			
2632 AK	235 - 236 kW		08/73→09/83			
2632 AS	235 - 236 kW		05/74→09/83			
2632 K	235 - 236 kW		08/73→09/83			
2632 S	235 - 236 kW		05/74→09/83			
2633	243 kW		05/82→05/87			
2633 S	243 kW		05/82→05/87			
2635	260 kW		04/86→03/91			
2635 A	269 kW		09/87→03/91			
2635 AK	269 kW		09/87→03/91			
2635 AS	269 kW		09/87→03/91			
2635 S	260 kW		04/86→03/91			
2636	261 kW		11/81→03/91			
2636 A	261 kW		11/81→03/91			
2636 AK	261 kW		11/81→03/91			
2636 AS	261 kW		11/81→03/91			
2636 K	261 kW		11/81→03/91			
2636 S	261 kW		11/81→03/91			
2638	276 kW		01/81→12/86			
2638 S	276 kW		01/81→12/86			
2644	320 kW		08/73→09/96			
2644 S	320 kW		10/85→02/90			
3025 B	184 kW		08/83→03/91			
3025 B	184 - 206 kW		12/85→07/87			
3025 K	184 kW		04/85→03/91			
3025 K	184 kW		12/85→07/87			
3028 B	206 kW		12/85→07/87			
3028 K	206 kW		12/85→07/87			
3033	243 kW		05/82→05/87			
3036	261 kW		11/81→03/91			
3038	276 kW		01/81→12/86			
3228 B	206 kW		07/87→03/91			
3228 K	206 kW		07/87→03/91			
3235	260 - 269 kW		07/88→08/94			
3250 A	368 kW		09/85→08/94			
3250 AF	368 kW		09/85→08/94			
3328	206 kW		02/80→03/91			
3328 B	206 kW		02/80→03/91			
3328 B	206 kW		07/82→07/87			
3328 K	206 kW		07/82→07/87			
3333	243 kW		12/82→11/91			
3333 B	243 kW		12/82→11/91			
3333 K	243 kW		12/82→11/91			
3336	261 kW		12/82→11/91			
3336 A	260 kW		11/81→03/91			
3336 A	261 kW		11/81→03/91			
3336 AK	261 kW		09/86→11/91			
3336 K	261 kW		12/82→11/91			
3336 S	261 kW		12/82→11/91			
3338	260 kW		01/81→12/86			
3528	206 kW		07/82→07/87			
3528 B	206 kW		07/87→09/89			
3528 K	206 kW		07/82→07/87			
3528 K	206 kW		07/87→09/89			
3535 AK	260 kW		09/87→02/90			
3535 K	260 - 269 kW		09/87→01/89			
3544	320 kW		08/73→09/96			
3544 S	320 kW		08/73→09/96			
3836 AK	261 kW		11/81→03/91			
3850 A	368 kW		09/85→08/94			
1228 AF	206 kW		05/82→12/91	11 pol; Electronic; with holder; for trailer; Switching Capacity [W]: 3+1(8)x21; Temperature Range [°C]: -25° / +75°; to voltage [V]: 30; Voltage from [V]: 20	4DW 002 834-121 Flasher Unit	228
1429 AF	213 kW		08/73→09/96			
3028	206 kW		02/80→03/91			
3335	260 kW		04/86→03/91			
3335 A	260 kW		04/86→03/91			

Manufacturer - Model	Power	Displ.	Year of Constr.	Remark	Part Number	Page			
MERCEDES-BENZ - O 302						11/64→			
O 302	96 kW		11/64→11/75	Inspection Tag: e1 036034; Bolted; 6 pol; elec.; for trailer; Switching Capacity [W]: 2+1x21W +5(6x21W); Temperature Range [°C]: -40°C / +85°C; Voltage [V]: 24	4DM 003 944-091 Flasher Unit	227			
O 302	125 kW		05/69→12/74						
O 302	130 kW								
O 302	141 kW		05/69→12/74						
O 302	154 kW		05/69→12/74						
O 302	159 kW								
MERCEDES-BENZ - O 305						01/69→05/87			
O 305 G	177 kW		02/78→05/87	Inspection Tag: e1 036034; Bolted; 6 pol; elec.; for trailer; Switching Capacity [W]: 2+1x21W +5(6x21W); Temperature Range [°C]: -40°C / +85°C; Voltage [V]: 24	4DM 003 944-091 Flasher Unit	227			
O 305 G	206 kW		02/79→05/87						
O 305 ST	125 kW		01/69→05/73						
O 305 ST	132 kW		04/73→07/77						
O 305 ST	141 kW		01/70→05/73						
O 305 ST	147 kW		11/76→05/87						
O 305 ST	155 kW		04/73→07/77						
O 305 ST	177 kW		11/76→05/87						
O 305 ST	206 kW		02/79→05/87						
MERCEDES-BENZ - O 309									01/68→02/89
O 309 B	59 kW		01/68→02/89	08/75→: 4 pol; Electronic; for trailer; Switching Capacity [W]: 2+1(6)x21W+5 EP; Temperature Range [°C]: -30° / +75°; to voltage [V]: 15; Voltage from [V]: 10	4DM 003 390-011 Flasher Unit	227			
O 309 B	63 kW		01/68→02/89						
O 309 B	66 kW		01/68→02/89						
O 309 B	70 kW		01/68→02/89						
O 309 D	48 kW		01/75→12/88						
O 309 D	63 kW		01/70→02/89						
O 309 D	96 kW		05/77→02/89	4 pol; Electronic; for trailer; Switching Capacity [W]: 2+1(6)x21W+5 EP; Temperature Range [°C]: -30° / +75°; to voltage [V]: 15; Voltage from [V]: 10	4DM 003 390-011 Flasher Unit	227			
MERCEDES-BENZ - O 404						09/91→			
O 404	151 kW		09/91→01/92	6 pol; Rated Current [A]: 10; with holder; Temperature Range [°C]: -30° / +70°	5WG 002 450-121 Relay, wipe-/wash interval	229			
O 404	165 kW		09/91→01/92						
O 404	195 kW		09/91→01/92						
O 404	200 kW		09/91→10/99						
O 404	213 kW		09/91→01/92						
O 404	213 kW		09/91→10/99						
O 404	213 kW		09/94→10/99						
O 404	250 kW		09/91→10/99						
O 404	280 kW		09/91→10/99						
O 404	280 kW		09/94→10/99						
O 404	370 kW								
MERCEDES-BENZ - O 405									12/84→
O 405 G,O 405 GN,O 405 GTD	177 - 184 kW		11/85→	6 pol; Rated Current [A]: 10; with holder; Temperature Range [°C]: -30° / +70°	5WG 002 450-121 Relay, wipe-/wash interval	229			
O 405 G,O 405 GN,O 405 GTD	220 kW		09/91→						
O 405 G,O 405 GTD	206 kW		01/86→						
O 405 GN	177 kW		11/85→						
O 405 GT	150 kW		11/91→						
O 405 GT	235 kW		09/91→						
O 405 GTZ	63 kW								
O 405 GTZ	72 kW								
O 405 N; O 405 NH	177 kW		11/85→						
O 405 ST	206 kW		11/85→						
O 405 ST,O 405 N	150 - 157 kW		12/84→						
O 405 ST,O 405 N	177 - 184 kW		11/85→						
O 405 ST,O 405 N	220 kW		11/91→						
MERCEDES-BENZ - O 407									03/87→11/01
O 407	177 - 184 kW		03/87→11/01				6 pol; Rated Current [A]: 10; with holder; Temperature Range [°C]: -30° / +70°	5WG 002 450-121 Relay, wipe-/wash interval	229
O 407	220 kW		11/91→11/01						

DAF	HELLA
038 4127	4DM 003 944-091
HAKO	HELLA
90-13641-7	4DM 003 944-091
HAMM	HELLA
312983	4DB 003 675-001
312983	4DB 003 675-011
IVECO	HELLA
5010 168944	4DM 003 944-091
KOMATSU	HELLA
2937 735 M91	4DM 003 944-091
LIEBHERR	HELLA
6 060 115	4DM 003 944-091
6 060 115 08	4DM 003 944-091
MERCEDES- BENZ	HELLA
002 544 59 32	4DW 002 834-121
002 544 85 32	4DM 003 390-011
A 002 544 59 32	4DW 002 834-121
A 002 544 85 32	4DM 003 390-011
RENAULT	HELLA
50 10 168 944	4DM 003 944-091
RENAULT TRUCKS	HELLA
50 10 168 944	4DM 003 944-091
SISU	HELLA
186-350-0171	4DM 003 944-091
VAUXHALL	HELLA
91146237	4DM 003 944-091
VOLVO	HELLA
1 421 233 4	4DM 003 944-091
1 623 180	4DM 003 944-091
5 241 022	4DB 003 675-001
5 241 022	4DB 003 675-011
VW	HELLA
A 37 - 3104	4DM 003 944-091



4DB ...	
4DB 003 675-001	226
4DB 003 675-011	226
4DM ...	
4DM 003 390-011	227
4DM 003 944-091	227
4DW ...	
4DW 002 834-121	228
5WG ...	
5WG 002 450-121	229



Hazard Light Switch.....	242
Steering Column Switch.....	241

Switch - Steering Column Switch

6TA 011 038-211

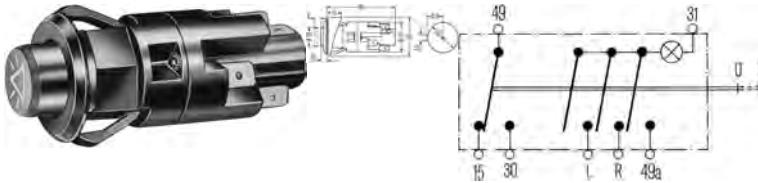


Combi Switch Function

- with indicator function
- with light dimmer function
- with horn
- with wiper function
- with wash function

Switch - Hazard Light Switch

6HF 001 579-061
063008

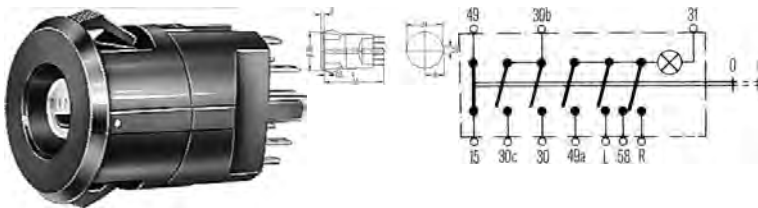


Bulb Type	J
Fitted Diameter [mm]	29
Mounting Type	Fitting
Number of ports	7
Rated Voltage [V]	<ul style="list-style-type: none"> • 12 • 24
Socket Version	BA 7 s
Supplementary Article/Supplementary Info	without bulb

Accessories

	1 x 8GP 002 066-121 Bulb
	1 x 8GP 002 066-241 Bulb
	1 x 8JA 001 926-001 Plug Housing

6HF 002 372-041
063009



Additionally required articles (article numbers)	9SK 702 331-071
Bulb Type	H
Fitted Diameter [mm]	34
Mounting Type	Fitting
Number of ports	10
Socket Version	BA 9 s
Supplementary Article/Supplementary Info	without bulb

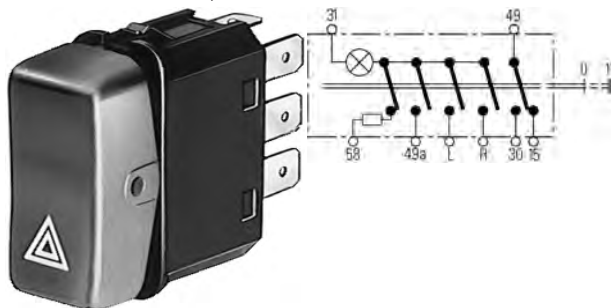
Accessories

	1 x 8GP 002 068-121 Bulb
	1 x 8GP 002 068-241 Bulb
	1 x 8JA 703 947-011 Plug Housing
	1 x 9SK 702 331-071 Hazard Light Switch

Switch - Hazard Light Switch

6HH 004 175-021
063024

Hazard flasher switch, 24V



Bulb Type	W1,2W
Number of ports	8
Rated Voltage [V]	24
Socket Version	W2x4,6 d
Supplementary Article/Supplementary Info	with bulb







Spare Parts

















1 x 8GP 002 095-241 Bulb
































MERCEDES-BENZ.....245

















Manufacturer - Model	Power	Displ.	Year of Constr.	Remark	Part Number	Page
MERCEDES-BENZ - CITARO (O 530)						01/98→
Citaro, Citaro MUE	210 kW			W1,2W; 8 ports; Socket Version: W2x4,6 d; with bulb	6HH 004 175-021 Hazard Light Switch	243
Citaro BZ	225 kW		01/02→			
Citaro G	185 kW		01/98→			
Citaro G	205 kW		01/99→			
Citaro G, Citaro LÜ	220 kW		01/98→			
Citaro G, Citaro LÜ	260 kW		01/98→			
Citaro GNG	240 kW		04/00→			
Citaro N	205 kW		01/99→			
Citaro N	170 kW		01/98→			
Citaro N	180 kW		04/99→			
Citaro N	185 kW		01/98→			
Citaro N	205 kW		01/98→			
Citaro N, Citaro MUE	220 kW		01/98→			
Citaro N, Citaro MUE	260 kW		01/98→			
Citaro N	185 kW		06/00→			
Citaro NG	240 kW		04/00→			
MERCEDES-BENZ - CONECTO (O 345)						
CONECTO 12M	157 kW		11/01→	W1,2W; 8 ports; Socket Version: W2x4,6 d; with bulb	6HH 004 175-021 Hazard Light Switch	243
CONECTO 12M	210 kW		11/01→			
CONECTO 12M	205 - 210 kW		11/01→			
CONECTO 12M	220 kW		11/01→			
CONECTO 12M	260 kW		11/01→			
CONECTO 18M	185 kW		11/01→			
CONECTO 18M	220 kW		11/01→			
CONECTO 18M	260 kW		11/01→			
CONECTO C, H, M, UE	157 kW		11/01→			
CONECTO C, H, M, UE	185 kW		11/01→			
CONECTO C, H, M, UE	220 kW		11/01→			
CONECTO C, H, M, UE	260 kW		11/01→			
CONECTO C, H, UE	205 kW		11/01→			
MERCEDES-BENZ - INTOURO						01/05→
Intouro, Intouro E, Intouro M, Intouro ME	210 kW		01/05→	W1,2W; 8 ports; Socket Version: W2x4,6 d; with bulb	6HH 004 175-021 Hazard Light Switch	243
Intouro, Intouro E, Intouro M, Intouro ME	220 kW		01/05→			
Intouro, Intouro E, Intouro M, Intouro ME	260 kW		01/05→			
Intouro, Intouro E, Intouro M, Intouro ME	300 kW		01/05→			
MERCEDES-BENZ - LK/LN2						01/84→12/98
1114,1114 L	95 - 100 kW		01/84→12/98	W1,2W; 8 ports; Socket Version: W2x4,6 d; with bulb	6HH 004 175-021	243
					6TA 011 038-211	241
				LHD;  675.012, 675.013 / 675.014, 675.212 / 675.213, 675.214 / 678.013; with indicator function / with light dimmer function / with horn / with wiper function / with wash function		
1114 A	96 - 102 kW		02/87→12/98	W1,2W; 8 ports; Socket Version: W2x4,6 d; with bulb	6HH 004 175-021	243
					6TA 011 038-211	241
				LHD;  678.112, 678.116 / 678.161, 678.162; with indicator function / with light dimmer function / with horn / with wiper function / with wash function		
1114 AK	95 - 100 kW		02/87→12/98	W1,2W; 8 ports; Socket Version: W2x4,6 d; with bulb	6HH 004 175-021	243
					6TA 011 038-211	241
				LHD;  675.142, 675.143 / 678.116; with indicator function / with light dimmer function / with horn / with wiper function / with wash function		
1114 K	95 - 100 kW		03/84→12/98	W1,2W; 8 ports; Socket Version: W2x4,6 d; with bulb	6HH 004 175-021	243
					6TA 011 038-211	241
				LHD;  675.042; with indicator function / with light dimmer function / with horn / with wiper function / with wash function		
1114 S	95 - 100 kW		03/84→12/98	W1,2W; 8 ports; Socket Version: W2x4,6 d; with bulb	6HH 004 175-021	243
					6TA 011 038-211	241
				LHD;  675.052, 675.053; with indicator function / with light dimmer function / with horn / with wiper function / with wash function		
1117,1117 L	116 - 125 kW		01/84→12/98	W1,2W; 8 ports; Socket Version: W2x4,6 d; with bulb	6HH 004 175-021	243
					6TA 011 038-211	241
				LHD;  676.012, 676.013 / 676.014, 676.015 / 676.016, 676.017 / 676.018, 676.019 / 676.212, 676.213 / 676.214, 676.217 / 676.218, 676.219 / 678.022; with indicator function / with light dimmer function / with horn / with wiper function / with wash function		















Manufacturer - Model	Power	Displ.	Year of Constr.	Remark	Part Number	Page
MERCEDES-BENZ - LK/LN2					01/84→12/98	
1117,1117 L	125 kW		03/96→12/98	W1,2W; 8 ports; Socket Version: W2x4,6 d; with bulb	6HH 004 175-021	243
				LHD;  676.316, 676.317 / 676.318, 676.319 / 676.417, 676.418 / 676.419 ; with indicator function / with light dimmer function / with horn / with wiper function / with wash function	6TA 011 038-211	241
1117 A	116 - 125 kW		06/87→12/98	W1,2W; 8 ports; Socket Version: W2x4,6 d; with bulb	6HH 004 175-021	243
				LHD;  676.117, 676.112 / 678.122, 678.172 ; with indicator function / with light dimmer function / with horn / with wiper function / with wash function	6TA 011 038-211	241
1117 AK	125 kW		04/84→12/98	W1,2W; 8 ports; Socket Version: W2x4,6 d; with bulb	6HH 004 175-021	243
				LHD;  676.144, 676.145 ; with indicator function / with light dimmer function / with horn / with wiper function / with wash function	6TA 011 038-211	241
1117 K	116 - 125 kW		04/84→12/98	W1,2W; 8 ports; Socket Version: W2x4,6 d; with bulb	6HH 004 175-021	243
				LHD;  676.042, 676.047 ; with indicator function / with light dimmer function / with horn / with wiper function / with wash function	6TA 011 038-211	241
1117 K	125 kW		03/96→12/98	W1,2W; 8 ports; Socket Version: W2x4,6 d; with bulb	6HH 004 175-021	243
				LHD;  676.347 ; with indicator function / with light dimmer function / with horn / with wiper function / with wash function	6TA 011 038-211	241
1117 LO	125 kW		03/96→12/98	W1,2W; 8 ports; Socket Version: W2x4,6 d; with bulb	6HH 004 175-021	243
				LHD;  676.476 ; with indicator function / with light dimmer function / with horn / with wiper function / with wash function	6TA 011 038-211	241
1117 O,1117 LO	116 - 125 kW		01/84→12/98	W1,2W; 8 ports; Socket Version: W2x4,6 d; with bulb	6HH 004 175-021	243
				LHD;  676.073, 676.074 / 676.273, 676.274 / 676.276 ; with indicator function / with light dimmer function / with horn / with wiper function / with wash function	6TA 011 038-211	241
1117 S	125 kW		03/96→12/98	W1,2W; 8 ports; Socket Version: W2x4,6 d; with bulb	6HH 004 175-021	243
				LHD;  676.354, 676.355 / 676.454, 676.455 ; with indicator function / with light dimmer function / with horn / with wiper function / with wash function	6TA 011 038-211	241
1117 S,1117 LS	116 - 125 kW		01/84→12/98	W1,2W; 8 ports; Socket Version: W2x4,6 d; with bulb	6HH 004 175-021	243
				LHD;  676.052, 676.053 / 676.054, 676.055 / 676.252, 676.253 / 676.254, 676.255 ; with indicator function / with light dimmer function / with horn / with wiper function / with wash function	6TA 011 038-211	241
1120,1120 L	148 - 155 kW		01/84→12/98	W1,2W; 8 ports; Socket Version: W2x4,6 d; with bulb	6HH 004 175-021	243
				LHD;  677.012, 676.013 / 677.014, 677.015 / 677.017, 677.018 / 677.019, 677.212 / 677.213, 677.214 / 677.216, 677.217 / 677.218 ; with indicator function / with light dimmer function / with horn / with wiper function / with wash function	6TA 011 038-211	241
1120 AF	150 - 155 kW		02/87→12/98	W1,2W; 8 ports; Socket Version: W2x4,6 d; with bulb	6HH 004 175-021	243
				LHD;  677.183, 677.196 ; with indicator function / with light dimmer function / with horn / with wiper function / with wash function	6TA 011 038-211	241
1120 F	150 - 155 kW		02/90→12/98	W1,2W; 8 ports; Socket Version: W2x4,6 d; with bulb	6HH 004 175-021	243
				LHD;  677.083 ; with indicator function / with light dimmer function / with horn / with wiper function / with wash function	6TA 011 038-211	241
1120 L	125 kW		08/84→12/98	W1,2W; 8 ports; Socket Version: W2x4,6 d; with bulb	6HH 004 175-021	243
				LHD;  677.212 ; with indicator function / with light dimmer function / with horn / with wiper function / with wash function	6TA 011 038-211	241
1120 O,1120 LO	150 - 155 kW		01/84→12/98	W1,2W; 8 ports; Socket Version: W2x4,6 d; with bulb	6HH 004 175-021	243
				LHD;  677.073, 677.074 / 677.273, 677.274 / 677.276 ; with indicator function / with light dimmer function / with horn / with wiper function / with wash function	6TA 011 038-211	241

Manufacturer - Model	Power	Displ.	Year of Constr.	Remark	Part Number	Page
MERCEDES-BENZ - LK/LN2					01/84→12/98	
1120 S,1120 LS	148 - 155 kW		01/84→12/98	W1,2W; 8 ports; Socket Version: W2x4,6 d; with bulb	6HH 004 175-021	243
					Hazard Light Switch	
1124 AF	177 kW		03/92→12/98	W1,2W; 8 ports; Socket Version: W2x4,6 d; with bulb	6HH 004 175-021	243
					Hazard Light Switch	
1124 F	155 - 177 kW		03/92→12/98	W1,2W; 8 ports; Socket Version: W2x4,6 d; with bulb	6HH 004 175-021	243
					Hazard Light Switch	
1214 A 1217 KO 917 KO	100 kW		01/84→12/98	W1,2W; 8 ports; Socket Version: W2x4,6 d; with bulb	6HH 004 175-021	243
	125 kW		03/94→12/98			
1314	95 - 100 kW		07/84→12/98	W1,2W; 8 ports; Socket Version: W2x4,6 d; with bulb	6HH 004 175-021	243
					Hazard Light Switch	
1314 AK	95 - 100 kW		06/87→12/98	W1,2W; 8 ports; Socket Version: W2x4,6 d; with bulb	6HH 004 175-021	243
					Hazard Light Switch	
1314 K	95 - 100 kW		07/84→12/98	W1,2W; 8 ports; Socket Version: W2x4,6 d; with bulb	6HH 004 175-021	243
					Hazard Light Switch	
1314 KO 1317 KO	95 - 100 kW		07/84→12/98	W1,2W; 8 ports; Socket Version: W2x4,6 d; with bulb	6HH 004 175-021	243
	116 - 125 kW		03/94→12/98			
1317,1317 L	116 - 125 kW		01/84→12/98	W1,2W; 8 ports; Socket Version: W2x4,6 d; with bulb	6HH 004 175-021	243
					Hazard Light Switch	
1317,1317 L	125 kW		03/96→12/98	W1,2W; 8 ports; Socket Version: W2x4,6 d; with bulb	6HH 004 175-021	243
					Hazard Light Switch	
1317 AK	116 - 125 kW		08/84→12/98	W1,2W; 8 ports; Socket Version: W2x4,6 d; with bulb	6HH 004 175-021	243
					Hazard Light Switch	
1317 AK 1320 AK	155 kW		12/92→12/98	W1,2W; 8 ports; Socket Version: W2x4,6 d; with bulb	6HH 004 175-021	243
	155 kW		12/92→12/98			
1317 K	125 kW		07/84→12/98	W1,2W; 8 ports; Socket Version: W2x4,6 d; with bulb	6HH 004 175-021	243
					Hazard Light Switch	
1317 K	125 kW		03/96→12/98	W1,2W; 8 ports; Socket Version: W2x4,6 d; with bulb	6HH 004 175-021	243
					Hazard Light Switch	
1317 KO	125 kW		03/96→12/98	W1,2W; 8 ports; Socket Version: W2x4,6 d; with bulb	6HH 004 175-021	243
					Hazard Light Switch	

Manufacturer - Model	Power	Displ.	Year of Constr.	Remark	Part Number	Page
MERCEDES-BENZ - LK/LN2					01/84→12/98	
1317 LS	125 kW		03/96→12/98	W1,2W; 8 ports; Socket Version: W2x4,6 d; with bulb	6HH 004 175-021	243
				LHD;  676.456, 676.457 ; with indicator function / with light dimmer function / with horn / with wiper function / with wash function	6TA 011 038-211	241
1317 S,1317 LS	116 - 125 kW		01/84→12/98	W1,2W; 8 ports; Socket Version: W2x4,6 d; with bulb	6HH 004 175-021	243
				LHD;  676.056, 656.057 / 676.059, 676.256 / 676.257 ; with indicator function / with light dimmer function / with horn / with wiper function / with wash function	6TA 011 038-211	241
1320,1320 L	125 kW		01/84→12/98	W1,2W; 8 ports; Socket Version: W2x4,6 d; with bulb	6HH 004 175-021	243
				LHD;  677.032, 677.232 / 677.234 ; with indicator function / with light dimmer function / with horn / with wiper function / with wash function	6TA 011 038-211	241
1320,1320 L	148 - 155 kW		01/84→12/98	W1,2W; 8 ports; Socket Version: W2x4,6 d; with bulb	6HH 004 175-021	243
				LHD;  677.032, 677.033 / 677.034, 677.035 / 677.036, 677.037 / 677.038, 677.039 / 677.232, 677.233 / 677.234, 677.235 / 677.236, 677.237 / 677.238, 677.239 / 679.235 ; with indicator function / with light dimmer function / with horn / with wiper function / with wash function	6TA 011 038-211	241
1320 L	177 kW		12/92→12/98	W1,2W; 8 ports; Socket Version: W2x4,6 d; with bulb	6HH 004 175-021	243
				LHD;  677.235 ; with indicator function / with light dimmer function / with horn / with wiper function / with wash function	6TA 011 038-211	241
1320 S,1320 LS	148 - 155 kW		01/84→12/98	W1,2W; 8 ports; Socket Version: W2x4,6 d; with bulb	6HH 004 175-021	243
				LHD;  677.056, 677.057 / 677.059, 677.256 / 677.257, 677.258 / 677.259 ; with indicator function / with light dimmer function / with horn / with wiper function / with wash function	6TA 011 038-211	241
1324,1324 L	170 - 177 kW		01/84→12/98	W1,2W; 8 ports; Socket Version: W2x4,6 d; with bulb	6HH 004 175-021	243
				LHD;  677.235, 679.032 / 679.033, 679.034 / 679.035, 679.036 / 679.037, 679.038 / 679.039, 679.232 / 679.233, 679.234 / 679.235, 679.236 / 679.237, 679.238 / 679.239 ; with indicator function / with light dimmer function / with horn / with wiper function / with wash function	6TA 011 038-211	241
1324 L	150 kW		01/91→12/98	W1,2W; 8 ports; Socket Version: W2x4,6 d; with bulb	6HH 004 175-021	243
				LHD;  679.235 ; with indicator function / with light dimmer function / with horn / with wiper function / with wash function	6TA 011 038-211	241
1324 S,1324 LS	170 - 177 kW		01/84→12/98	W1,2W; 8 ports; Socket Version: W2x4,6 d; with bulb	6HH 004 175-021	243
				LHD;  679.056, 679.057 / 679.058, 679.059 / 679.256, 679.257 / 679.258, 679.259 ; with indicator function / with light dimmer function / with horn / with wiper function / with wash function	6TA 011 038-211	241
1514,1514 L	95 - 100 kW		01/84→12/98	W1,2W; 8 ports; Socket Version: W2x4,6 d; with bulb	6HH 004 175-021	243
				LHD;  675.022, 675.023 / 675.024, 675.025 / 675.222, 675.223 / 675.224, 675.225 ; with indicator function / with light dimmer function / with horn / with wiper function / with wash function	6TA 011 038-211	241
1514 K	95 - 100 kW		01/89→12/98	W1,2W; 8 ports; Socket Version: W2x4,6 d; with bulb	6HH 004 175-021	243
				LHD;  675.045 ; with indicator function / with light dimmer function / with horn / with wiper function / with wash function	6TA 011 038-211	241
1517,1517 L	116 - 125 kW		01/84→12/98	W1,2W; 8 ports; Socket Version: W2x4,6 d; with bulb	6HH 004 175-021	243
				LHD;  676.022, 676.023 / 676.024, 676.025 / 676.045, 676.026 / 676.027, 676.028 / 676.029, 676.222 / 676.223, 676.224 / 676.225, 676.226 / 676.227, 676.228 / 676.229 ; with indicator function / with light dimmer function / with horn / with wiper function / with wash function	6TA 011 038-211	241

Manufacturer - Model	Power	Displ.	Year of Constr.	Remark	Part Number	Page
MERCEDES-BENZ - LK/LN2					01/84→12/98	
1517,1517 L	125 kW		03/96→12/98	W1,2W; 8 ports; Socket Version: W2x4,6 d; with bulb	6HH 004 175-021	243
				LHD;  676.326, 676.327 / 676.328, 676.329 / 676.426, 676.427 / 676.428, 676.429 ; with indicator function / with light dimmer function / with horn / with wiper function / with wash function	6TA 011 038-211	241
1517 K	116 - 125 kW		01/89→12/98	W1,2W; 8 ports; Socket Version: W2x4,6 d; with bulb	6HH 004 175-021	243
				LHD;  676.045, 676.049 ; with indicator function / with light dimmer function / with horn / with wiper function / with wash function	6TA 011 038-211	241
1517 K	125 kW		03/96→12/98	W1,2W; 8 ports; Socket Version: W2x4,6 d; with bulb	6HH 004 175-021	243
				LHD;  676.349 ; with indicator function / with light dimmer function / with horn / with wiper function / with wash function	6TA 011 038-211	241
1520,1520 L	150 - 155 kW		01/84→12/98	W1,2W; 8 ports; Socket Version: W2x4,6 d; with bulb	6HH 004 175-021	243
				LHD;  677.022, 677.024 / 677.026 ; with indicator function / with light dimmer function / with horn / with wiper function / with wash function	6TA 011 038-211	241
				LHD;  677.022, 676.023 / 676.024, 677.025 / 677.026, 677.027 / 677.028, 677.029 / 677.222, 677.223 / 677.224, 677.225 / 677.226, 677.227 / 677.228, 677.229 ; with indicator function / with light dimmer function / with horn / with wiper function / with wash function	6TA 011 038-211	241
1524,1524 L	170 - 177 kW		01/84→12/98	W1,2W; 8 ports; Socket Version: W2x4,6 d; with bulb	6HH 004 175-021	243
				LHD;  677.024, 679.022 / 679.023, 679.024 / 679.025, 679.026 / 679.027, 679.028 / 679.029, 679.222 / 679.223, 679.224 / 679.225, 679.226 / 679.227, 679.228 / 679.229 ; with indicator function / with light dimmer function / with horn / with wiper function / with wash function	6TA 011 038-211	241
1724	170 kW		01/84→12/98	W1,2W; 8 ports; Socket Version: W2x4,6 d; with bulb	6HH 004 175-021	243
				LHD;  679.022 ; with indicator function / with light dimmer function / with horn / with wiper function / with wash function	6TA 011 038-211	241
2020 L	148 - 150 kW		01/84→12/98	W1,2W; 8 ports; Socket Version: W2x4,6 d; with bulb	6HH 004 175-021	243
				LHD;  677.224, 677.233 ; with indicator function / with light dimmer function / with horn / with wiper function / with wash function	6TA 011 038-211	241
2024 L	177 kW		01/84→12/98	W1,2W; 8 ports; Socket Version: W2x4,6 d; with bulb	6HH 004 175-021	243
				LHD;  679.223, 679.227 ; with indicator function / with light dimmer function / with horn / with wiper function / with wash function	6TA 011 038-211	241
709	63 - 66 kW		03/84→12/98	W1,2W; 8 ports; Socket Version: W2x4,6 d; with bulb	6HH 004 175-021	243
				 OM 364.907 ;  673.001, 673.002 / 673.003 ; LHD; with indicator function / with light dimmer function / with horn / with wiper function / with wash function	6TA 011 038-211	241
709 K	63 - 66 kW		03/84→10/90	W1,2W; 8 ports; Socket Version: W2x4,6 d; with bulb	6HH 004 175-021	243
				 OM 364.907 ;  673.040 ; LHD; with indicator function / with light dimmer function / with horn / with wiper function / with wash function	6TA 011 038-211	241
711	77 kW		03/94→12/98	W1,2W; 8 ports; Socket Version: W2x4,6 d; with bulb	6HH 004 175-021	243
				 673.006, 673.007 ; LHD; with indicator function / with light dimmer function / with horn / with wiper function / with wash function	6TA 011 038-211	241
711	90 kW		03/96→12/98	W1,2W; 8 ports; Socket Version: W2x4,6 d; with bulb	6HH 004 175-021	243
				 673.306, 673.307 / 673.308 ; LHD; with indicator function / with light dimmer function / with horn / with wiper function / with wash function	6TA 011 038-211	241
809	63 - 66 kW		03/84→12/98	W1,2W; 8 ports; Socket Version: W2x4,6 d; with bulb	6HH 004 175-021	243
				 OM 364.907 ;  673.010, 673.011 / 673.012, 673.013 / 673.014 ; LHD; with indicator function / with light dimmer function / with horn / with wiper function / with wash function	6TA 011 038-211	241

Manufacturer - Model	Power	Displ.	Year of Constr.	Remark	Part Number	Page
MERCEDES-BENZ - LK/LN2					01/84→12/98	
809 K	63 - 66 kW		03/84→12/98	W1,2W; 8 ports; Socket Version: W2x4,6 d; with bulb	6HH 004 175-021	243
				 OM 364.907 ;  673.042 ; LHD ; with indicator function / with light dimmer function / with horn / with wiper function / with wash function	6TA 011 038-211	241
811	77 kW		03/94→12/98	W1,2W; 8 ports; Socket Version: W2x4,6 d; with bulb	6HH 004 175-021	243
				 673.015, 673.016 / 673.017, 673.018 / 673.019 ; LHD ; with indicator function / with light dimmer function / with horn / with wiper function / with wash function	6TA 011 038-211	241
811	90 kW		03/96→12/98	W1,2W; 8 ports; Socket Version: W2x4,6 d; with bulb	6HH 004 175-021	243
				 673.315, 673.316 / 673.317, 673.318 / 673.319 ; LHD ; with indicator function / with light dimmer function / with horn / with wiper function / with wash function	6TA 011 038-211	241
811 K	77 kW		03/94→12/98	W1,2W; 8 ports; Socket Version: W2x4,6 d; with bulb	6HH 004 175-021	243
				 673.046 ; LHD ; with indicator function / with light dimmer function / with horn / with wiper function / with wash function	6TA 011 038-211	241
811 K	90 kW		03/96→12/98	W1,2W; 8 ports; Socket Version: W2x4,6 d; with bulb	6HH 004 175-021	243
				 673.346 ; LHD ; with indicator function / with light dimmer function / with horn / with wiper function / with wash function	6TA 011 038-211	241
814,814L	95 - 100 kW		01/84→12/98	W1,2W; 8 ports; Socket Version: W2x4,6 d; with bulb	6HH 004 175-021	243
				LHD ;  674.212, 674.213 / 674.214 ; with indicator function / with light dimmer function / with horn / with wiper function / with wash function	6TA 011 038-211	241
814,814L	100 kW		03/96→12/98	W1,2W; 8 ports; Socket Version: W2x4,6 d; with bulb	6HH 004 175-021	243
				LHD ;  674.417, 674.418 / 674.419, 674.315 / 674.316, 674.317 / 674.318, 674.319 ; with indicator function / with light dimmer function / with horn / with wiper function / with wash function	6TA 011 038-211	241
814,814 L	103 kW		01/84→12/98	W1,2W; 8 ports; Socket Version: W2x4,6 d; with bulb	6HH 004 175-021	243
				LHD ;  674.217, 674.218 / 674.219 ; with indicator function / with light dimmer function / with horn / with wiper function / with wash function	6TA 011 038-211	241
814 F	95 - 100 kW		05/86→12/98	W1,2W; 8 ports; Socket Version: W2x4,6 d; with bulb	6HH 004 175-021	243
				 OM 366.905 ;  674.010 ; LHD ; with indicator function / with light dimmer function / with horn / with wiper function / with wash function	6TA 011 038-211	241
				 OM 366.905 ; LHD ; with indicator function / with light dimmer function / with horn / with wiper function / with wash function	6TA 011 038-211	241
814 F	100 kW		03/96→12/98	W1,2W; 8 ports; Socket Version: W2x4,6 d; with bulb	6HH 004 175-021	243
				LHD ;  674.385, 674.386 / 674.387 ; with indicator function / with light dimmer function / with horn / with wiper function / with wash function	6TA 011 038-211	241
814 F	103 kW		03/94→12/98	W1,2W; 8 ports; Socket Version: W2x4,6 d; with bulb	6HH 004 175-021	243
814 K	103 kW		03/94→12/98	LHD ; with indicator function / with light dimmer function / with horn / with wiper function / with wash function	6TA 011 038-211	241
814 S	103 kW		03/94→12/98		6TA 011 038-211	241
814 K	95 - 100 kW	95 - 100 kW	03/84→12/98	W1,2W; 8 ports; Socket Version: W2x4,6 d; with bulb	6HH 004 175-021	243
				 OM 366.905 ; LHD ; with indicator function / with light dimmer function / with horn / with wiper function / with wash function	6TA 011 038-211	241
814 K	100 kW		03/96→12/98	W1,2W; 8 ports; Socket Version: W2x4,6 d; with bulb	6HH 004 175-021	243
				LHD ;  674.346 ; with indicator function / with light dimmer function / with horn / with wiper function / with wash function	6TA 011 038-211	241
814 LO	100 kW		03/96→12/98	W1,2W; 8 ports; Socket Version: W2x4,6 d; with bulb	6HH 004 175-021	243
				LHD ;  674.477, 674.478 ; with indicator function / with light dimmer function / with horn / with wiper function / with wash function	6TA 011 038-211	241

Manufacturer - Model	Power	Displ.	Year of Constr.	Remark	Part Number	Page
MERCEDES-BENZ - LK/LN2					01/84→12/98	
814 O, 814 LO	95 - 100 kW		01/84→12/98	W1,2W; 8 ports; Socket Version: W2x4,6 d; with bulb	6HH 004 175-021	243
				LHD;  674.272, 674.273 ; LHD; with indicator function / with light dimmer function / with horn / with wiper function / with wash function	6TA 011 038-211	241
814 S	100 kW		03/96→12/98	W1,2W; 8 ports; Socket Version: W2x4,6 d; with bulb	6HH 004 175-021	243
				LHD;  674.356 ; with indicator function / with light dimmer function / with horn / with wiper function / with wash function	6TA 011 038-211	241
817,817 L	116 - 125 kW		01/84→12/98	W1,2W; 8 ports; Socket Version: W2x4,6 d; with bulb	6HH 004 175-021	243
				LHD;  676.001, 676.002 / 676.003, 676.004 / 676.066, 676.067 / 676.068, 676.069 / 676.201, 676.202 / 676.203, 676.204 / 676.206, 676.207 / 676.208, 676.209 ; with indicator function / with light dimmer function / with horn / with wiper function / with wash function	6TA 011 038-211	241
817,817 L	125 kW		03/96→12/98	W1,2W; 8 ports; Socket Version: W2x4,6 d; with bulb	6HH 004 175-021	243
				LHD;  676.366, 676.367 / 676.368, 676.369 / 676.406, 676.407 / 676.408, 676.409 ; with indicator function / with light dimmer function / with horn / with wiper function / with wash function	6TA 011 038-211	241
817 F	116 - 125 kW		03/84→12/98	W1,2W; 8 ports; Socket Version: W2x4,6 d; with bulb	6HH 004 175-021	243
				LHD;  676.080, 676.081 / 676.082, 676.083 / 676.084, 676.085 ; with indicator function / with light dimmer function / with horn / with wiper function / with wash function	6TA 011 038-211	241
817 F	125 kW		03/96→12/98	W1,2W; 8 ports; Socket Version: W2x4,6 d; with bulb	6HH 004 175-021	243
				LHD;  676.383, 676.384 / 676.385 ; with indicator function / with light dimmer function / with horn / with wiper function / with wash function	6TA 011 038-211	241
817 K	116 - 125 kW		01/86→12/98	W1,2W; 8 ports; Socket Version: W2x4,6 d; with bulb	6HH 004 175-021	243
				LHD;  676.040, 676.046 ; with indicator function / with light dimmer function / with horn / with wiper function / with wash function	6TA 011 038-211	241
817 K	125 kW		03/96→12/98	W1,2W; 8 ports; Socket Version: W2x4,6 d; with bulb	6HH 004 175-021	243
				LHD;  676.346 ; with indicator function / with light dimmer function / with horn / with wiper function / with wash function	6TA 011 038-211	241
817 LO	125 kW		03/96→12/98	W1,2W; 8 ports; Socket Version: W2x4,6 d; with bulb	6HH 004 175-021	243
				LHD;  676.464 ; with indicator function / with light dimmer function / with horn / with wiper function / with wash function	6TA 011 038-211	241
817 O, 817 LO	116 - 125 kW		01/84→12/98	W1,2W; 8 ports; Socket Version: W2x4,6 d; with bulb	6HH 004 175-021	243
				LHD;  676.063, 676.263 / 676.264 ; with indicator function / with light dimmer function / with horn / with wiper function / with wash function	6TA 011 038-211	241
817 S,817 LS	116 - 125 kW		01/84→12/98	W1,2W; 8 ports; Socket Version: W2x4,6 d; with bulb	6HH 004 175-021	243
				LHD;  676.050, 676.051 / 676.060, 676.250 / 676.251, 676.258 ; with indicator function / with light dimmer function / with horn / with wiper function / with wash function	6TA 011 038-211	241
817 S,817 LS	125 kW		03/96→12/98	W1,2W; 8 ports; Socket Version: W2x4,6 d; with bulb	6HH 004 175-021	243
				LHD;  676.360, 676.458 ; with indicator function / with light dimmer function / with horn / with wiper function / with wash function	6TA 011 038-211	241
914	95 - 100 kW		03/84→12/98	W1,2W; 8 ports; Socket Version: W2x4,6 d; with bulb	6HH 004 175-021	243
				LHD;  678.002, 678.003 ; with indicator function / with light dimmer function / with horn / with wiper function / with wash function	6TA 011 038-211	241
914 AK	95 - 100 kW		02/87→12/98	W1,2W; 8 ports; Socket Version: W2x4,6 d; with bulb	6HH 004 175-021	243
				 OM 366.918 ; with indicator function / with light dimmer function / with horn / with wiper function / with wash function	6TA 011 038-211	241

Manufacturer - Model	Power	Displ.	Year of Constr.	Remark	Part Number	Page
MERCEDES-BENZ - LK/LN2					01/84→12/98	
914 AK	125 kW		02/87→12/98	W1,2W; 8 ports; Socket Version: W2x4,6 d; with bulb	6HH 004 175-021	243
				☞ OM 366.944 / OM 366.945; LHD; with indicator function / with light dimmer function / with horn / with wiper function / with wash function	6TA 011 038-211	241
914 K	95 - 100 kW		03/84→12/98	W1,2W; 8 ports; Socket Version: W2x4,6 d; with bulb	6HH 004 175-021	243
				☞ OM 366.907 / OM 366.905; LHD; with indicator function / with light dimmer function / with horn / with wiper function / with wash function	6TA 011 038-211	241
914 KO	95 - 100 kW		01/87→12/98	W1,2W; 8 ports; Socket Version: W2x4,6 d; with bulb	6HH 004 175-021	243
				☞ OM 366.905 / OM 366.940; LHD; with indicator function / with light dimmer function / with horn / with wiper function / with wash function	6TA 011 038-211	241
917	125 kW		03/94→12/98	W1,2W; 8 ports; Socket Version: W2x4,6 d; with bulb	6HH 004 175-021	243
				LHD; ☞ 676.006, 676.007 / 676.008, 676.009; with indicator function / with light dimmer function / with horn / with wiper function / with wash function	6TA 011 038-211	241
917	125 kW		03/96→12/98	W1,2W; 8 ports; Socket Version: W2x4,6 d; with bulb	6HH 004 175-021	243
				LHD; ☞ 676.306, 676.307 / 676.308, 676.309; with indicator function / with light dimmer function / with horn / with wiper function / with wash function	6TA 011 038-211	241
917 AF	116 - 125 kW		02/87→12/98	W1,2W; 8 ports; Socket Version: W2x4,6 d; with bulb	6HH 004 175-021	243
				LHD; ☞ 676.184, 676.185 / 676.195, 676.196 / 676.182, 676.183 / 676.197, 676.198; with indicator function / with light dimmer function / with horn / with wiper function / with wash function	6TA 011 038-211	241
917 AK	125 kW		03/94→12/98	W1,2W; 8 ports; Socket Version: W2x4,6 d; with bulb	6HH 004 175-021	243
				LHD; ☞ 676.142, 676.143; with indicator function / with light dimmer function / with horn / with wiper function / with wash function	6TA 011 038-211	241
917 K	125 kW		03/94→12/98	W1,2W; 8 ports; Socket Version: W2x4,6 d; with bulb	6HH 004 175-021	243
				LHD; ☞ 676.041; with indicator function / with light dimmer function / with horn / with wiper function / with wash function	6TA 011 038-211	241
917 K	125 kW		03/96→12/98	W1,2W; 8 ports; Socket Version: W2x4,6 d; with bulb	6HH 004 175-021	243
				LHD; ☞ 676.341; with indicator function / with light dimmer function / with horn / with wiper function / with wash function	6TA 011 038-211	241
917 KO	125 kW		03/94→12/98	W1,2W; 8 ports; Socket Version: W2x4,6 d; with bulb	6HH 004 175-021	243
				LHD; ☞ 676.095; with indicator function / with light dimmer function / with horn / with wiper function / with wash function	6TA 011 038-211	241
O 1114 ,O 1114 L	95 - 100 kW		01/84→12/98	W1,2W; 8 ports; Socket Version: W2x4,6 d; with bulb	6HH 004 175-021	243
				LHD; ☞ 675.073, 675.074 / 675.273, 675.274; with indicator function / with light dimmer function / with horn / with wiper function / with wash function	6TA 011 038-211	241
O 814, O 814 L	103 kW		01/84→12/98	W1,2W; 8 ports; Socket Version: W2x4,6 d; with bulb	6HH 004 175-021	243
				LHD; ☞ 674.277, 674.278; with indicator function / with light dimmer function / with horn / with wiper function / with wash function	6TA 011 038-211	241
MERCEDES-BENZ - LP					09/63→	
LP 608, LPL 608	63 kW		09/63→12/84	J; Fitted Diameter [mm]: 29; 7 ports; 12 V / 24 V; Socket Version: BA 7 s; without bulb	6HF 001 579-061	242
LP 808, LPL 808	63 kW		09/63→12/84		Hazard Light Switch	
LP 811	81 kW		10/69→02/73			
LP 911 B	81 - 124 kW		01/67→03/77			
LP 913, LPL 913	96 kW		09/63→12/84			
LPK 608	63 kW		10/69→10/77			
LPK 808	63 kW		10/69→10/77			
LPO 608	63 kW		10/69→10/77			
LPS 608, LPLS 608	63 kW		09/63→12/84			
LPS 811	81 kW		10/69→02/73			
LPS 911 B	81 kW		01/67→03/77			

Manufacturer - Model	Power	Displ.	Year of Constr.	Remark	Part Number	Page
MERCEDES-BENZ - LP						09/63→
LP 709, LPL 709	63 kW		09/63→12/84	Additionally required articles (article numbers): 9SK 702 331-071; H; Fitted Diameter [mm]: 34; Fitting; 10 ports; without bulb	6HF 002 372-041 Hazard Light Switch	242
LP 809, LPL 808, LPL 809	63 kW		09/63→12/84			
LPK 709	63 kW		11/77→12/84			
LPK 809	63 kW		11/77→12/84			
LPKF 709	63 kW		11/77→12/84			
LPO 709	63 kW		11/77→12/84			
LPS 709, LPLS 709	63 kW		09/63→12/84			
LP 813, LPL 813	96 kW		09/63→12/84	→10/77; J; Fitted Diameter [mm]: 29; 7 ports; 12 V / 24 V; Socket Version: BA 7 s; without bulb	6HF 001 579-061 Hazard Light Switch	242
LPK 811	81 kW		03/73→12/84			
LPK 813	96 kW		03/73→12/84	11/77→; Additionally required articles (article numbers): 9SK 702 331-071; H; Fitted Diameter [mm]: 34; Fitting; 10 ports; without bulb	6HF 002 372-041 Hazard Light Switch	242
LPK 913	96 kW		01/67→12/84			
LPS 813, LPLS 813	96 kW		09/63→12/84			
LPS 913	96 kW		10/69→12/84			
LPK 1113	96 kW		01/81→	11/77→; Additionally required articles (article numbers): 9SK 702 331-071; H; Fitted Diameter [mm]: 34; Fitting; 10 ports; without bulb	6HF 002 372-041 Hazard Light Switch	242
LPKF 608	63 kW		09/63→12/84	01/73→; Additionally required articles (article numbers): 9SK 702 331-071; H; Fitted Diameter [mm]: 34; Fitting; 10 ports; without bulb	6HF 002 372-041 Hazard Light Switch	242
LPKF 808, LPKF 809	63 kW		10/69→10/77			
MERCEDES-BENZ - MB-TRAC						07/73→12/91
1100	81 kW		03/79→08/87	Additionally required articles (article numbers): 9SK 702 331-071; H; Fitted Diameter [mm]: 34; Fitting; 10 ports; without bulb	6HF 002 372-041 Hazard Light Switch	242
1300	92 kW		03/76→08/87			
1300 Turbo, 1400 Turbo	92 - 100 kW		02/82→12/91			
1500	110 kW		07/80→12/87			
65/70, 700, 800	48 - 55 kW		07/73→12/91			
MERCEDES-BENZ - MK						12/87→09/96
1222	160 - 165 kW		07/89→08/94	W1,2W; 8 ports; Socket Version: W2x4,6 d; with bulb	6HH 004 175-021 Hazard Light Switch	243
1222 A, 1222 LA	160 - 165 kW		09/89→07/94			
1222 AF	160 - 165 kW		09/89→09/93			
1222 F	160 - 165 kW		07/89→08/94			
1222 S, 1222 LS	160 - 165 kW		07/89→08/94			
1224 AF	170 - 177 kW		02/93→09/96			
1224 AF	180 kW		02/93→09/96			
1224 F	177 kW		07/89→08/94			
1226 AF	180 - 200 kW		02/93→09/96			
1226 AF	195 - 218 kW		02/90→09/93			
1226 AF	250 kW		02/93→09/96			
1227 A	200 kW		01/92→07/92			
1234 AF	250 kW		01/92→09/96			
1417	121 - 129 kW		07/89→09/96			
1417 A	121 - 129 kW		09/89→09/96			
1417 AK	121 - 129 kW		09/89→09/96			
1417 K	121 - 125 kW		07/89→09/96			
1420,1420 L	155 kW		12/87→09/96			
1420 AK	155 kW		09/89→09/96			
1420 AK	160 - 165 kW		09/89→09/96			
1420 LS	155 kW		02/90→09/96			
1422	230 kW		02/93→08/94			
1422,1422 L	160 - 165 kW		12/87→09/96			
1422 F	160 - 165 kW		07/89→09/93			
1422 F	177 kW		03/93→08/94			
1422 F	180 - 230 kW		02/93→08/94			
1422 LS	200 kW		02/93→08/94			
1422 S,1422 LS	160 - 165 kW		12/87→09/96			
1424	177 kW		07/89→09/96			
1424,1424 L	180 - 200 kW		12/87→09/96			
1424 S,1424 LS	180 - 200 kW		12/87→09/96			
1426 S,1426 LS	191 - 195 kW		12/87→09/96			
1427	200 kW		02/93→09/96			
1427 F	200 kW		02/93→09/96			
1427 L	200 kW		12/87→09/96			
1427 LS	200 kW		02/93→09/96			
1427 S, 1427 LS	200 kW		02/93→09/96			
1431	213 kW		12/87→08/96			
1431	230 kW		12/87→08/96			
1431 F	230 kW		12/87→08/96			
1624 S	180 kW		12/87→09/96			
1717,1717 L	129 kW		12/87→09/96			
1717 AK	129 kW		09/89→08/94			
1717 K	129 kW		09/89→08/94			
1720,1720 L	150 - 155 kW		12/87→09/96			
1720 L	151 - 153 kW		12/88→08/94			
1720 S	155 kW		02/90→08/94			
1722	153 kW		08/88→08/94			
1722	218 kW		12/88→08/94			
1722,1722 L, 1722 LL	151 - 165 kW		12/87→09/96			
1722, 1722 L, 1722 LL	160 - 165 kW		08/88→08/94			
1722 AK	151 - 165 kW		12/88→08/94			

Manufacturer - Model	Power	Displ.	Year of Constr.	Remark	Part Number	Page
MERCEDES-BENZ - MK						12/87→09/96
1722 AK	177 kW		12/88→08/94	W1,2W; 8 ports; Socket Version: W2x4,6 d; with bulb	6HH 004 175-021 Hazard Light Switch	243
1722 AK	200 kW		12/88→08/94			
1722 K	153 - 165 kW		12/88→08/94			
1722 K	230 kW		12/88→08/94			
1722 L	150 kW		12/88→08/94			
1722 S	153 - 165 kW		12/88→08/94			
1726,1726 L, 1726 LL	195 - 218 kW		12/87→09/96			
1726 AK	195 kW		06/89→08/94			
1726 K	195 kW		12/88→08/94			
1726 L, 1726 LL	250 kW		12/88→08/94			
1726 LL	200 kW		12/87→09/96			
1726 S,1726 LS	195 - 218 kW		12/87→09/96			
1727 L	200 kW		12/88→08/94			
1729	210 - 218 kW		12/87→09/96			
1729 LS	213 kW		12/87→09/96			
1733,1733 L, 1734 L	243 - 250 kW		12/87→09/96			
1733 S,1733 LS	243 - 249 kW		12/87→09/96			
1820,1820 L	155 kW		12/87→09/96			
1820 AK	155 kW		07/93→09/96			
1824	180 kW		08/92→09/96			
1824	180 kW		01/94→09/96			
1824	213 kW		12/88→08/94			
1824,1824 L	180 kW		12/87→09/96			
1824 AK	177 kW		08/92→09/96			
1824 AK	180 kW		08/92→09/96			
1824 AK	180 - 230 kW		01/94→09/96			
1824 K	180 kW		08/92→09/96			
1824 K	180 kW		01/94→09/96			
1827,1827 L	200 kW		12/87→09/96			
1827 AK	200 kW		08/92→09/96			
1827 S,1827 LS	200 kW		12/87→09/96			
1831,1831 L	230 kW		12/87→09/96			
1831 K	230 kW		12/88→08/94			
1831 K	280 kW		12/88→08/94			
1831 S,1831 LS	230 kW		12/87→09/96			
1834,1834 L	250 kW		12/87→09/96			
1834 S,1834 LS	250 kW		12/87→09/96			
1926	195 kW		12/87→09/96			
2320 L	155 kW		12/87→09/96			
2327 L	200 kW		12/87→09/96			
2420,2420 L	150 - 155 kW		12/87→09/96			
2422	160 kW		09/89→08/94			
2422,2422 L	153 - 165 kW		12/87→09/96			
2422, 2422 L	151 - 153 kW		09/89→08/94			
2422, 2422 L	160 - 165 kW		09/89→08/94			
2422 B	160 - 165 kW		09/89→08/94			
2422 K	160 - 165 kW		09/89→08/94			
2422 L	153 kW		12/87→09/96			
2422 L	160 - 170 kW		12/87→09/96			
2426	195 kW		12/87→09/96			
2426	195 kW		01/90→08/94			
2426, 2426 L	195 kW		02/90→08/94			
2426 B	195 kW		02/90→08/94			
2426 L	195 kW		12/87→09/96			
2426 L	200 - 230 kW		02/90→08/94			
2426 L	250 kW		02/90→08/94			
2427 B	200 kW		02/90→08/94			
2427 B	210 kW		02/90→08/94			
2427 L	200 kW		12/87→09/96			
2429	210 - 218 kW		12/87→09/96			
2431	230 kW		12/87→09/96			
2433,2433 L, 2434 L	243 - 250 kW		12/87→09/96			
2433 K	249 kW		09/89→07/92			
2433 L	230 kW		12/87→09/96			
2433 L	243 kW		12/87→09/96			
2433 S	243 - 250 kW		12/87→09/96			
2433 S,2433 LS	243 - 249 kW		12/87→09/96			
2522 L	153 kW		12/87→09/96			
2522 L	165 kW		12/87→09/96			
2524	180 kW		06/92→09/96			
2524	180 kW		01/94→09/96			
2524,2524 L	180 kW		12/87→09/96			
2524,2524 L	180 - 200 kW		12/87→09/96			
2524 K	180 kW		06/92→09/96			
2524 K	180 kW		01/94→09/96			
2524 L	180 kW		12/87→09/96			
2527	200 kW		10/93→09/96			
2527	200 kW		01/94→09/96			
2527 B	200 kW		03/91→09/96			
2527 B	200 kW		01/94→09/96			
2527 K	200 kW		10/93→09/96			

Manufacturer - Model	Power	Displ.	Year of Constr.	Remark	Part Number	Page
MERCEDES-BENZ - MK						12/87→09/96
2527 K	200 kW		01/94→09/96	W1,2W; 8 ports; Socket Version: W2x4,6 d; with bulb	6HH 004 175-021 Hazard Light Switch	243
2527 L	195 kW		03/91→08/94			
2527 L	200 kW		12/87→09/96			
2527 L	200 - 230 kW		09/92→09/96			
2527 L	200 - 230 kW		01/94→09/96			
2531,2531 L	230 kW		12/87→09/96			
2531 B	230 kW		12/87→09/96			
2531 L	230 kW		12/87→09/96			
2531 L	250 kW		12/87→09/96			
2534,2534 L	250 kW		12/87→09/96			
2534 K	250 kW		01/91→09/96			
2534 L	230 kW		12/87→09/96			
2534 L	250 kW		12/87→09/96			
2534 S,2534 LS	250 kW		12/87→09/96			
3231 L	230 kW		12/87→09/96			
MERCEDES-BENZ - NG						
1013	96 kW		02/76→12/84	Additionally required articles (article numbers): 9SK 702 331-071; H; Fitted Diameter [mm]: 34; Fitting; 10 ports; without bulb	6HF 002 372-041 Hazard Light Switch	242
1013 A	96 kW		02/76→12/86			
1013 AK	96 kW		02/76→12/84			
1013 K	96 kW		02/76→12/84			
1013 KO	96 kW		02/76→12/84			
1013 S	96 kW		02/76→12/84			
1017	124 kW		11/75→02/91			
1017 A	124 kW		11/75→02/91			
1017 AF	124 kW		11/75→09/85			
1017 AK	124 kW		02/76→12/84			
1017 AS	124 kW		04/77→09/85			
1017 K	124 kW		02/76→12/84			
1017 KO,1017 F	124 kW		08/73→09/96			
1017 S,1017 LS	124 kW		08/73→09/96			
1213	96 kW		09/75→05/86			
1213 A	96 kW		09/75→05/86			
1213 AK	96 kW		09/75→05/86			
1213 AKO	96 kW		09/75→05/86			
1213 AS	96 kW		09/75→05/86			
1213 K	96 kW		09/75→05/86			
1213 KO	96 kW		09/75→05/86			
1213 S	96 kW		09/75→05/86			
1217,1217 L	124 kW		08/73→09/96			
1217 A	124 kW		09/75→09/85			
1217 AK	124 kW		09/75→09/85			
1217 AS	124 kW		09/75→09/85			
1217 CA	125 kW		05/82→10/90			
1217 K	124 kW		09/75→12/84			
1217 KO	124 kW		09/75→09/85			
1217 S,1217 LS	124 kW		08/73→09/96			
1219	141 kW		09/75→09/84			
1219 A	141 kW		09/75→12/82			
1219 AF	141 kW		09/75→09/84			
1219 AK	141 kW		09/75→12/84			
1219 F	141 kW		09/75→09/84			
1219 K	141 kW		09/75→09/84			
1219 S	141 kW		09/75→09/84			
1222	159 kW		07/82→02/90			
1222 A	159 kW		05/82→10/90			
1222 AF	159 kW		05/82→12/91			
1222 F	159 kW		05/82→12/91			
1222 S	159 kW		07/82→02/90			
1225 AF	213 kW		05/82→12/91			
1413	96 kW		09/75→12/84			
1413 A	96 kW		09/75→12/84			
1413 AK	96 kW		09/75→12/84			
1413 AKO	96 kW		09/75→12/84			
1413 K	96 kW		09/75→12/84			
1413 KO	96 kW		09/75→12/84			
1414	100 kW		04/84→03/91			
1414 K	100 kW		04/84→03/91			
1417	124 kW		05/75→12/84			
1417 A	124 kW		05/75→12/84			
1417 AK	124 kW		05/75→12/84			
1417 AKO	124 kW		05/75→12/84			
1417 C	125 kW		04/84→03/91			
1417 CA	125 kW		04/84→03/91			
1417 CAK	125 kW		04/84→03/91			
1417 CK	125 kW		04/84→03/91			
1417 K	124 kW		05/75→12/84			
1417 KO	124 kW		05/75→12/84			
1419,1419 L	141 kW		08/73→09/96			
1419 AK	141 kW		05/75→12/84			
1419 AS	141 kW		05/75→12/82			

Manufacturer - Model	Power	Displ.	Year of Constr.	Remark	Part Number	Page
MERCEDES-BENZ - NG						08/73→09/96
1419 C,1419 CL	141 kW		08/73→09/96	Additionally required articles (article numbers): 9SK 702 331-071; H; Fitted Diameter [mm]: 34; Fitting; 10 ports; without bulb	6HF 002 372-041 Hazard Light Switch	242
1419 F	141 kW		05/75→12/82			
1419 K	141 kW		05/75→12/82			
1419 S,1419 LS	141 kW		08/73→09/96			
1420,1420 L	150 kW		08/73→09/96			
1422,1422 L	159 kW		08/73→09/96			
1422 F	159 kW		05/82→10/90			
1422 S, 1422 LS	159 kW		08/73→09/96			
1424,1424 L	176 kW		08/73→09/96			
1424 F	176 kW		07/75→01/87			
1424 K	176 kW		07/75→01/87			
1424 S,1424 LS	176 kW		08/73→09/96			
1425 AF	184 kW		08/73→09/96			
1425 S,1425 LS	184 kW		08/73→09/96			
1428 AF	206 kW		08/73→09/96			
1428 F	206 kW		05/82→12/91			
1613,1613 L	96 kW		08/73→09/96			
1613 K	96 kW		01/75→12/84			
1613 KO	96 kW		01/75→12/84			
1614	100 kW		04/84→03/91			
1614 K	100 kW		04/84→03/91			
1617,1617 L	124 kW		08/73→09/96			
1617 AK	124 kW		01/75→07/85			
1617 C,1617 CL	125 kW		08/73→09/96			
1617 CAK	125 kW		04/84→03/91			
1617 CK	125 kW		04/84→03/91			
1617 CS	125 kW		04/84→03/91			
1617 K	124 kW		01/75→07/85			
1617 KO	124 kW		01/75→07/85			
1617 S	124 kW		01/75→07/85			
1619,1619 L	141 kW		08/73→09/96			
1619 AK	141 kW		11/74→12/82			
1619 C,1619 CL	141 kW		08/73→09/96			
1619 K	141 kW		11/74→12/82			
1619 KO	141 kW		11/74→01/87			
1619 S	141 kW		11/74→12/84			
1620,1620 L	150 kW		08/73→09/96			
1622,1622 L	150 - 159 kW		08/73→09/96			
1622 AK	159 kW		05/82→10/89			
1622 K	159 kW		05/82→10/89			
1622 S	159 kW		05/82→03/91			
1624,1624 L	176 kW		08/73→09/96			
1624 K	176 kW		07/75→08/82			
1624 S,1624 LS	176 kW		08/73→09/96			
1625,1625 L	184 kW		08/73→09/96			
1625 AK	184 kW		10/80→11/89			
1625 K	184 kW		05/80→11/89			
1625 S,1625 LS	184 kW		08/73→09/96			
1626,1626 L	188 kW		08/73→09/96			
1626 AK	188 kW		08/73→12/80			
1626 AS	188 kW		05/74→12/80			
1626 K	188 kW		08/73→12/80			
1626 S,1626 LS	188 kW		08/73→09/96			
1628,1628 L	206 kW		08/73→09/96			
1628 A	206 kW		01/80→05/89			
1628 S,1628 LS	206 kW		08/73→09/96			
1632,1632 L	235 kW		08/73→09/96			
1632 AK	235 kW		08/73→08/82			
1632 AS	235 kW		05/74→09/83			
1632 K	235 kW		08/73→08/82			
1632 S,1632 LS	235 kW		08/73→09/96			
1633,1633 L	243 kW		08/73→09/96			
1633 S,1633 LS	243 kW		08/73→09/96			
1635,1635 L	260 kW		08/73→09/96			
1635 K	260 kW		02/86→07/89			
1635 S,1635 LS	260 kW		08/73→09/96			
1636,1636 L	261 kW		08/73→09/96			
1636 S,1636 LS	261 kW		08/73→09/96			
1638	276 kW		11/80→12/86			
1638 S,1638 LS	276 kW		08/73→09/96			
1644	320 kW		06/86→08/89			
1644 S,1644 LS	320 kW		08/73→09/96			
1719	141 kW		09/73→08/82			
1719 AK	141 kW		09/73→08/82			
1719 K	141 kW		09/73→08/82			
1719 S	141 kW		09/73→08/82			
1814	100 kW		04/84→03/91			
1919	141 kW		05/74→08/82			
1919 AK	141 kW		05/74→08/82			
1919 K	141 kW		05/74→08/82			
1919 S	141 kW		05/74→08/82			

Manufacturer - Model	Power	Displ.	Year of Constr.	Remark	Part Number	Page
MERCEDES-BENZ - NG						08/73→09/96
1922	159 kW		10/81→10/90	Additionally required articles (article numbers): 9SK 702 331-071; H; Fitted Diameter [mm]: 34; Fitting; 10 ports; without bulb	6HF 002 372-041 Hazard Light Switch	242
1922 AK	159 kW		10/81→03/91			
1922 K	159 kW		10/81→03/91			
1922 S	159 kW		10/81→03/91			
1926	188 kW		05/74→12/80			
1926 A	188 kW		05/74→12/80			
1926 AK	188 kW		08/73→12/80			
1926 AS	188 kW		05/74→12/80			
1926 K	188 kW		08/73→12/80			
1926 S, 1926 LS	188 kW		08/73→09/96			
1928, 1928 L	206 kW		08/73→09/96			
1928 A	206 kW		01/80→03/91			
1928 AK	206 kW		01/80→03/91			
1928 AS	206 kW		01/80→03/91			
1928 K	206 kW		01/80→03/91			
1928 S, 1928 LS	206 kW		08/73→09/96			
1932	235 kW		05/74→03/83			
1932 A	235 kW		05/74→03/83			
1932 AK	235 kW		08/73→09/83			
1932 AS	235 kW		05/74→12/82			
1932 K	235 kW		08/73→08/82			
1932 S, 1932 LS	235 kW		08/73→09/96			
1933	243 kW		11/80→03/91			
1933 S, 1933 LS	243 kW		08/73→09/96			
1935	260 kW		02/86→09/89			
1935 AK	260 - 269 kW		09/87→03/91			
1935 AS	260 - 269 kW		09/87→03/91			
1935 S, 1935 LS	260 kW		08/73→09/96			
1936	261 kW		10/81→03/91			
1936 AK	261 kW		10/81→03/91			
1936 AS	261 kW		10/81→03/91			
1936 K	261 kW		10/81→03/91			
1936 S, 1936 LS	261 kW		08/73→09/96			
1938	276 kW		11/80→06/90			
1938 S, 1938 LS	276 kW		08/73→09/96			
1944	320 kW		10/85→12/89			
1944 S, 1944 LS	320 kW		08/73→09/96			
2025 S	184 kW		08/83→03/91			
2026 S	188 kW		10/76→10/80			
2028 LS	206 kW		01/80→06/89			
2032 S	235 kW		08/75→09/83			
2033 LS	243 kW		12/81→05/87			
2035 S, 2035 LS	260 kW		08/73→09/96			
2036 LS	261 kW		03/84→03/91			
2219	141 kW		06/76→01/87			
2219, 2219 L	141 kW		08/73→09/96			
2219 C, 2219 CL	141 kW		08/73→09/96			
2219 K	141 kW		06/76→01/87			
2219 KO	141 kW		06/76→01/87			
2220, 2220 L	150 kW		08/73→09/96			
2222	159 kW		05/82→03/91			
2222, 2222 L	159 kW		08/73→09/96			
2222 B	150 - 159 kW		05/82→03/91			
2222 K	159 kW		05/82→10/89			
2222 K	159 kW		05/82→03/91			
2222 L	159 - 165 kW		08/73→09/96			
2224	176 kW		04/76→12/82			
2224 B	176 kW		05/75→03/84			
2224 K	176 kW		04/76→12/82			
2224 S	176 kW		07/76→12/82			
2225	184 kW		04/85→03/91			
2225 B	184 kW		08/83→03/91			
2225 L	184 kW		08/73→09/96			
2226	188 kW		09/75→12/80			
2226, 2226 L	188 kW		08/73→09/96			
2226 S, 2226 LS	188 kW		08/73→09/96			
2228	206 kW		12/79→03/91			
2228, 2228 L	206 kW		08/73→09/96			
2228 S	206 kW		12/79→03/91			
2232	235 kW		05/74→09/83			
2232, 2232 L	235 kW		08/73→09/96			
2232 S, 2232 LS	235 kW		08/73→09/96			
2233	243 kW		11/80→05/87			
2233, 2233 L	243 kW		08/73→09/96			
2233 S	243 kW		11/80→05/87			
2235, 2235 L	260 kW		08/73→09/96			
2235 K	260 kW		03/86→07/89			
2235 S, 2235 LS	260 kW		08/73→09/96			
2236	261 kW		09/82→03/91			
2236 S	261 kW		12/84→03/91			
2238, 2238 L	276 kW		08/73→09/96			

Manufacturer - Model	Power	Displ.	Year of Constr.	Remark	Part Number	Page
MERCEDES-BENZ - NG						08/73→09/96
2238 S	276 kW		01/81→12/86	Additionally required articles (article numbers): 9SK 702 331-071; H; Fitted Diameter [mm]: 34; Fitting; 10 ports; without bulb	6HF 002 372-041 Hazard Light Switch	242
2244,2244 L	320 kW		08/73→09/96			
2244 S	320 kW		10/85→07/89			
2422	160 - 165 kW		08/73→09/96			
2422	159 - 165 kW		10/81→10/90			
2422 K	159 kW		10/81→03/91			
2428	206 kW		08/73→09/96			
2433	243 kW		10/80→09/96			
2433	243 kW		11/80→03/91			
2438	276 kW		08/73→09/96			
2438 L	269 - 276 kW		11/80→06/90			
2444 LS	320 kW		08/73→09/96			
2528 A	206 kW		01/80→03/91			
2528 AK	206 kW		01/80→03/91			
2536 AK	260 kW		10/81→03/91			
2536 AK	261 kW		10/81→03/91			
2626	188 kW		06/75→03/81			
2626 A	188 kW		06/75→03/81			
2626 AB	188 kW		05/74→12/80			
2626 AK	188 kW		08/73→12/81			
2626 AS	188 kW		06/75→03/81			
2626 B	188 kW		05/74→12/80			
2626 K	188 kW		08/73→03/81			
2626 S	188 kW		06/75→03/81			
2628	206 kW		02/80→03/91			
2628 A	206 kW		02/80→03/91			
2628 A	331 kW		01/90→03/91			
2628 AK	206 kW		02/80→03/91			
2628 AS	206 kW		02/80→03/91			
2628 B	206 kW		02/80→08/89			
2628 K	206 kW		02/80→03/91			
2628 S	206 kW		02/80→03/91			
2632	235 - 236 kW		05/74→09/83			
2632 A	235 - 236 kW		05/74→09/83			
2632 AK	235 - 236 kW		08/73→09/83			
2632 AS	235 - 236 kW		05/74→09/83			
2632 K	235 - 236 kW		08/73→09/83			
2632 S	235 - 236 kW		05/74→09/83			
2633	243 kW		05/82→05/87			
2633 S	243 kW		05/82→05/87			
2635	260 kW		04/86→03/91			
2635 A	269 kW		09/87→03/91			
2635 AK	269 kW		09/87→03/91			
2635 AS	269 kW		09/87→03/91			
2635 S	260 kW		04/86→03/91			
2636	261 kW		11/81→03/91			
2636 A	261 kW		11/81→03/91			
2636 AK	261 kW		11/81→03/91			
2636 AS	261 kW		11/81→03/91			
2636 K	261 kW		11/81→03/91			
2636 S	261 kW		11/81→03/91			
2638	276 kW		01/81→12/86			
2638 S	276 kW		01/81→12/86			
2644	320 kW		08/73→09/96			
2644 S	320 kW		10/85→02/90			
3025 B	184 kW		08/83→03/91			
3025 B	184 - 206 kW		12/85→07/87			
3025 K	184 kW		04/85→03/91			
3025 K	184 kW		12/85→07/87			
3028 B	206 kW		12/85→07/87			
3028 K	206 kW		12/85→07/87			
3033	243 kW		05/82→05/87			
3036	261 kW		11/81→03/91			
3038	276 kW		01/81→12/86			
3228 B	206 kW		07/87→03/91			
3228 K	206 kW		07/87→03/91			
3235	260 - 269 kW		07/88→08/94			
3250 A	368 kW		09/85→08/94			
3250 AF	368 kW		09/85→08/94			
3328	206 kW		02/80→03/91			
3328 B	206 kW		02/80→03/91			
3328 B	206 kW		07/82→07/87			
3328 K	206 kW		07/82→07/87			
3336	261 kW		12/82→11/91			
3336 A	260 kW		11/81→03/91			
3336 A	261 kW		11/81→03/91			
3336 AK	261 kW		09/86→11/91			
3336 K	261 kW		12/82→11/91			
3336 S	261 kW		12/82→11/91			
3338	260 kW		01/81→12/86			
3528	206 kW		07/82→07/87			

Manufacturer - Model	Power	Displ.	Year of Constr.	Remark	Part Number	Page			
MERCEDES-BENZ - NG						08/73→09/96			
3528 B	206 kW		07/87→09/89	Additionally required articles (article numbers): 9SK 702 331-071; H; Fitted Diameter [mm]: 34; Fitting; 10 ports; without bulb	6HF 002 372-041 Hazard Light Switch	242			
3528 K	206 kW		07/82→07/87						
3528 K	206 kW		07/87→09/89						
3535 AK	260 kW		09/87→02/90						
3535 K	260 - 269 kW		09/87→01/89						
3544	320 kW		08/73→09/96						
3544 S	320 kW		08/73→09/96						
3836 AK	261 kW		11/81→03/91						
3850 A	368 kW		09/85→08/94						
MERCEDES-BENZ - O 301						02/86→05/87			
O 301	100 kW		06/86→05/87	W1,2W; 8 ports; Socket Version: W2x4,6 d; with bulb	6HH 004 175-021 Hazard Light Switch	243			
				697.001 ; with indicator function / with light dimmer function / with horn / with wiper function / with wash function	6TA 011 038-211 Steering Column Switch	241			
O 301	125 kW		02/86→05/87	W1,2W; 8 ports; Socket Version: W2x4,6 d; with bulb	6HH 004 175-021 Hazard Light Switch	243			
				697.006 ; with indicator function / with light dimmer function / with horn / with wiper function / with wash function	6TA 011 038-211 Steering Column Switch	241			
MERCEDES-BENZ - O 303						10/74→			
O 303	141 kW		10/74→06/83	Additionally required articles (article numbers): 9SK 702 331-071; H; Fitted Diameter [mm]: 34; Fitting; 10 ports; without bulb	6HF 002 372-041 Hazard Light Switch	242			
O 303	159 - 160 kW		01/80→09/92						
O 303	159 - 165 kW		01/80→01/89						
O 303	165 kW		12/87→						
O 303	184 kW		11/85→04/89						
O 303	188 kW		03/75→06/83						
O 303	200 kW		12/87→09/92						
O 303	206 kW		01/80→09/87						
O 303	213 - 218 kW		09/87→09/92						
O 303	235 kW		07/75→06/83						
O 303	243 kW		08/80→09/87						
O 303	260 - 269 kW		09/87→09/92						
O 303	177 kW		02/78→05/87				Additionally required articles (article numbers): 9SK 702 331-071; H; Fitted Diameter [mm]: 34; Fitting; 10 ports; without bulb	6HF 002 372-041 Hazard Light Switch	242
O 305 G	206 kW		02/79→05/87						
O 305 ST	125 kW		01/69→05/73						
O 305 ST	132 kW		04/73→07/77						
O 305 ST	141 kW		01/70→05/73						
O 305 ST	147 kW		11/76→05/87						
O 305 ST	155 kW		04/73→07/77						
O 305 ST	177 kW		11/76→05/87						
O 305 ST	206 kW		02/79→05/87						
O 305 ST	206 kW		02/79→05/87						
MERCEDES-BENZ - O 305						01/69→05/87			
O 305 G	177 kW		02/78→05/87	Additionally required articles (article numbers): 9SK 702 331-071; H; Fitted Diameter [mm]: 34; Fitting; 10 ports; without bulb	6HF 002 372-041 Hazard Light Switch	242			
O 305 G	206 kW		02/79→05/87						
O 305 ST	125 kW		01/69→05/73						
O 305 ST	132 kW		04/73→07/77						
O 305 ST	141 kW		01/70→05/73						
O 305 ST	147 kW		11/76→05/87						
O 305 ST	155 kW		04/73→07/77						
O 305 ST	177 kW		11/76→05/87						
O 305 ST	206 kW		02/79→05/87						
O 305 ST	206 kW		02/79→05/87						
MERCEDES-BENZ - O 307						04/73→08/87			
O 307	132 kW		04/73→07/77	Additionally required articles (article numbers): 9SK 702 331-071; H; Fitted Diameter [mm]: 34; Fitting; 10 ports; without bulb	6HF 002 372-041 Hazard Light Switch	242			
O 307	147 kW		11/76→07/87						
O 307	155 kW		04/73→07/77						
O 307	177 kW		04/73→07/77						
O 307	206 kW		11/76→08/87						
O 307	206 kW		11/76→08/87						
MERCEDES-BENZ - O 402						02/86→12/91			
O 402	100 kW		02/86→12/91	Additionally required articles (article numbers): 9SK 702 331-071; H; Fitted Diameter [mm]: 34; Fitting; 10 ports; without bulb	6HF 002 372-041 Hazard Light Switch	242			
				697.051 ; with indicator function / with light dimmer function / with horn / with wiper function / with wash function	6TA 011 038-211 Steering Column Switch	241			
O 402	125 kW		02/86→12/91	Additionally required articles (article numbers): 9SK 702 331-071; H; Fitted Diameter [mm]: 34; Fitting; 10 ports; without bulb	6HF 002 372-041 Hazard Light Switch	242			
				697.056 ; with indicator function / with light dimmer function / with horn / with wiper function / with wash function	6TA 011 038-211 Steering Column Switch	241			
MERCEDES-BENZ - O 404						09/91→			
O 404	151 kW		09/91→01/92	Additionally required articles (article numbers): 9SK 702 331-071; H; Fitted Diameter [mm]: 34; Fitting; 10 ports; without bulb	6HF 002 372-041 Hazard Light Switch	242			
O 404	165 kW		09/91→01/92						
O 404	195 kW		09/91→01/92						
O 404	200 kW		09/91→10/99						
O 404	213 kW		09/91→01/92						
O 404	213 kW		09/91→10/99						
O 404	213 kW		09/94→10/99						
O 404	250 kW		09/91→10/99						
O 404	280 kW		09/91→10/99						
O 404	280 kW		09/94→10/99						
O 404	370 kW		09/94→10/99						
O 404	370 kW		09/94→10/99				W1,2W; 8 ports; Socket Version: W2x4,6 d; with bulb	6HH 004 175-021 Hazard Light Switch	243

Manufacturer - Model	Power	Displ.	Year of Constr.	Remark	Part Number	Page			
MERCEDES-BENZ - O 405						12/84→			
O 405 G,O 405 GN,O 405 GTD	177 - 184 kW		11/85→	Additionally required articles (article numbers): 9SK 702 331-071; H; Fitted Diameter [mm]: 34; Fitting: 10 ports; without bulb	6HF 002 372-041 Hazard Light Switch	242			
O 405 G,O 405 GN,O 405 GTD	220 kW		09/91→						
O 405 G,O 405 GTD	206 kW		01/86→	W1,2W; 8 ports; Socket Version: W2x4,6 d; with bulb	6HH 004 175-021 Hazard Light Switch	243			
O 405 GN	177 kW		11/85→						
O 405 GT	150 kW		11/91→						
O 405 GT	235 kW		09/91→						
O 405 GTZ	63 kW								
O 405 GTZ	72 kW								
O 405 N; O 405 NH	177 kW		11/85→						
O 405 ST	206 kW		11/85→						
O 405 ST,O 405 N	150 - 157 kW		12/84→						
O 405 ST,O 405 N	177 - 184 kW		11/85→						
O 405 ST,O 405 N	220 kW		11/91→						
MERCEDES-BENZ - O 407									03/87→11/01
O 407	177 - 184 kW		03/87→11/01				Additionally required articles (article numbers): 9SK 702 331-071; H; Fitted Diameter [mm]: 34; Fitting: 10 ports; without bulb	6HF 002 372-041 Hazard Light Switch	242
O 407	220 kW		11/91→11/01						
MERCEDES-BENZ - SK						07/87→09/96			
1728, 1729, 1729 L	210 - 218 kW		07/87→09/96	W1,2W; 8 ports; Socket Version: W2x4,6 d; with bulb	6HH 004 175-021 Hazard Light Switch	243			
1729 AK	213 kW		07/88→09/93						
1729 K	213 - 218 kW		07/88→08/94						
1729 S,1729 LS	210 - 218 kW		07/87→09/96						
1735,1735 L	260 - 269 kW		07/87→09/96						
1735 AK	260 - 269 kW		08/89→08/94						
1735 K	250 - 269 kW		07/88→08/94						
1735 L	218 kW		07/88→08/94						
1735 S,1735 LS	260 - 269 kW		07/87→09/96						
1748,1748 L	353 - 362 kW		07/87→09/96						
1748 S,1748 LS	353 - 362 kW		07/87→09/96						
1831,1831 L	230 kW		07/87→09/96						
1831 AK	230 kW		05/91→09/96						
1831 AK	230 kW		01/94→09/96						
1831 K	230 kW		07/92→09/96						
1831 K	230 - 250 kW		07/92→09/96						
1831 S,1831 LS	230 kW		07/87→09/96						
1834,1834 L	250 kW		07/87→09/96						
1834 AK	250 kW		07/88→09/93						
1834 S,1834 LS	250 kW		07/87→09/96						
1838,1838 L	280 kW		07/87→09/96						
1838,1838 L	320 kW		07/87→09/96						
1838 AK	280 kW		12/92→09/96						
1838 AK	280 kW		01/94→09/96						
1838 AK	320 kW		12/92→09/96						
1838 AK	370 kW		12/92→09/96						
1838 K	280 kW		12/90→09/96						
1838 K	280 kW		06/95→09/96						
1838 S,1838 LS	280 kW		07/87→09/96						
1838 S,1838 LS	320 kW		07/87→09/96						
1840 LS	280 kW		07/91→07/92						
1844,1844 L	320 kW		07/87→09/96						
1844 S,1844 LS	320 kW		07/87→09/96						
1850,1850 L	362 - 370 kW		07/87→09/96						
1850 K	370 kW		07/88→08/94						
1850 S,1850 LS	362 - 370 kW		07/87→09/96						
1853,1853 L	390 kW		07/87→09/96						
1853 AK	390 kW		01/96→09/96						
1853 S,1853 LS	390 kW		07/87→09/96						
1922	160 - 165 kW		05/89→08/94						
1922 AK	160 - 165 kW		08/89→08/94						
1922 K	160 - 165 kW		05/89→08/94						
1922 S	160 - 165 kW		05/89→08/94						
1929,1929 L	210 - 218 kW		07/87→09/96						
1929 A	210 - 218 kW		07/88→08/94						
1929 A	269 kW		07/88→09/93						
1929 A	340 kW		07/88→08/94						
1929 AK	210 - 218 kW		07/88→08/94						
1929 AS	213 - 218 kW		07/88→08/94						
1929 K	210 - 218 kW		07/88→08/94						
1929 S	210 - 218 kW		07/88→08/94						
1935	260 - 269 kW		05/89→08/94						
1935 AK	250 - 269 kW		05/89→08/94						
1935 AS	250 - 269 kW		05/89→08/94						
1935 K	250 - 269 kW		05/89→08/94						
1935 S	269 kW		05/89→08/94						
1945 AK	340 kW		07/88→08/94						
1948	353 - 362 kW		09/88→07/92						
2024	180 kW		02/93→09/96						
2024	180 kW		01/94→09/96						
2024 AK	180 kW		02/93→09/96						

Manufacturer - Model	Power	Displ.	Year of Constr.	Remark	Part Number	Page
MERCEDES-BENZ - SK						07/87→09/96
2024 AK	180 kW		01/94→09/96	W1,2W; 8 ports; Socket Version: W2x4,6 d; with bulb	6HH 004 175-021 Hazard Light Switch	243
2024 K	180 kW		02/93→09/96			
2024 K	180 kW		01/94→09/96			
2027 AK	200 kW		02/93→09/96			
2031	230 kW		03/92→09/96			
2031 A	230 kW		03/92→09/96			
2031 A	230 kW		01/94→09/96			
2031 A	280 kW		03/92→09/96			
2031 A	280 kW		01/94→09/96			
2031 A	320 kW		03/92→09/96			
2031 AS	230 kW		03/92→09/96			
2031 S	230 kW		03/92→09/96			
2038	280 kW		11/91→09/96			
2038 AS	280 kW		12/92→09/96			
2038 AS	280 kW		01/94→09/96			
2038 AS	320 kW		12/92→09/96			
2038 S	280 kW		11/91→09/96			
2044	320 kW		01/92→09/96			
2044 AS	320 kW		01/94→09/96			
2044 S	320 kW		01/92→09/96			
2050	362 - 390 kW		01/91→09/96			
2050 S	362 - 390 kW		01/91→09/96			
2055 AF	370 kW		01/92→09/96			
2422 L	160 - 165 kW		07/87→09/96			
2429	206 kW		07/87→09/96			
2429	210 - 218 kW		07/88→08/94			
2429,2429 L	213 - 218 kW		07/87→09/96			
2429, 2429 L	210 - 218 kW		07/87→09/96			
2429 K	210 - 218 kW		07/88→08/94			
2429 S	213 - 218 kW		07/88→08/94			
2429 S,2429 LS	213 - 218 kW		07/87→09/96			
2434 L	250 kW		07/87→09/96			
2435	250 - 260 kW		07/87→09/96			
2435	260 - 269 kW		07/88→08/94			
2435,2435 L	260 - 269 kW		07/87→09/96			
2435 K	250 - 269 kW		07/88→08/94			
2435 LS	260 kW		07/87→09/96			
2435 S	250 - 269 kW		07/88→08/94			
2435 S,2435 LS	260 - 269 kW		07/87→09/96			
2448	353 - 362 kW		07/88→07/92			
2448,2448 L	353 - 362 kW		07/87→09/96			
2448 LS	353 - 362 kW		07/88→07/92			
2448 S	353 - 362 kW		07/88→07/92			
2531	230 kW		05/91→09/96			
2531, 2531 L	230 kW		07/87→09/96			
2534, 2534 L	250 kW		07/87→09/96			
2538	280 kW		03/91→09/96			
2538	280 kW		01/94→09/96			
2538	320 kW		03/91→09/96			
2538	370 kW		03/91→09/96			
2538,2538 L	280 kW		07/87→09/96			
2538,2538 L	320 kW		07/87→09/96			
2538 K, 2538 LK	280 kW		03/91→09/96			
2538 K, 2538 LK	280 kW		01/94→09/96			
2538 K, 2538 LK	320 kW		03/91→09/96			
2538 K, 2538 LK	362 - 370 kW		03/91→09/96			
2538 S	370 kW		03/91→09/96			
2538 S,2538 LS	280 kW		07/87→09/96			
2538 S,2538 LS	320 kW		07/87→09/96			
2544	320 kW		01/94→09/96			
2544,2544 L	320 kW		07/87→09/96			
2544, 2544 L	320 kW		01/92→09/96			
2544 LS	320 kW		01/92→09/96			
2544 S	320 kW		07/88→08/94			
2544 S, LS	320 kW		01/92→09/96			
2550	362 - 370 kW		07/87→09/96			
2550	370 - 390 kW		01/91→09/96			
2550,2550 L	370 - 390 kW		07/87→09/96			
2550 K	362 - 370 kW		07/87→09/96			
2550 S, 2550 LS	370 - 390 kW		01/91→09/96			
2553,2553 L	390 kW		07/87→09/96			
2553 S, 2553 LS	390 kW		01/96→09/96			
2629	213 - 218 kW		07/88→08/94			
2629	269 kW		07/88→08/94			
2629 A	213 - 218 kW		07/88→08/94			
2629 A	269 kW		07/88→08/94			
2629 A	280 kW		07/88→08/94			
2629 A	320 kW		07/88→08/94			
2629 A	340 kW		07/88→08/94			
2629 A	362 - 370 kW		07/88→08/94			
2629 AK	213 - 218 kW		07/88→08/94			

Manufacturer - Model	Power	Displ.	Year of Constr.	Remark	Part Number	Page
MERCEDES-BENZ - SK						07/87→09/96
2629 AK	269 kW		07/88→08/94	W1,2W; 8 ports; Socket Version: W2x4,6 d; with bulb	6HH 004 175-021 Hazard Light Switch	243
2629 AK	320 kW		07/88→08/94			
2629 AK	362 - 370 kW		07/88→08/94			
2629 AS	213 - 218 kW		07/88→08/94			
2629 AS	362 - 370 kW		07/88→08/94			
2629 B	213 - 218 kW		07/88→08/94			
2629 K	213 - 218 kW		07/88→08/94			
2629 K	230 kW		07/88→08/94			
2629 K	362 kW		07/88→08/94			
2629 S	213 - 218 kW		07/88→08/94			
2631	230 kW		06/92→09/96			
2631	230 - 250 kW		06/92→09/96			
2631 A	230 kW		06/92→09/96			
2631 A	230 kW		01/94→09/96			
2631 AK, 2634 AK	230 kW		06/92→09/96			
2631 AK, 2634 AK	230 kW		01/94→09/96			
2631 AS	230 kW		06/92→09/96			
2631 B	230 kW		06/92→09/96			
2631 K	230 kW		07/88→08/94			
2631 S	230 kW		06/92→09/96			
2634	250 kW		06/92→09/96			
2634 S	250 kW		06/92→09/96			
2635	210 kW		07/88→08/94			
2635	260 - 269 kW		07/88→08/94			
2635	370 kW		01/91→08/94			
2635 A	260 - 269 kW		02/90→08/94			
2635 A	320 kW		12/91→08/94			
2635 AK	250 - 269 kW		02/90→08/94			
2635 AK	362 - 370 kW		02/90→08/94			
2635 AS	250 - 269 kW		02/92→08/94			
2635 AS	362 kW		02/90→09/96			
2635 K	250 - 269 kW		07/88→08/94			
2635 K	280 kW		01/91→08/94			
2635 K	320 kW		07/91→08/94			
2635 K	362 - 370 kW		07/88→08/94			
2635 S	250 - 269 kW		07/88→08/94			
2635 S	362 - 370 kW		07/88→08/94			
2638, 2638 L	280 kW		09/91→09/96			
2638, 2638 L	320 kW		09/91→09/96			
2638, 2638 L	370 kW		09/91→09/96			
2638 AK	280 kW		07/92→09/96			
2638 AK	280 kW		01/94→09/96			
2638 AK	320 kW		07/92→09/96			
2638 AK	370 kW		09/91→09/96			
2638 AS	280 kW		07/92→09/96			
2638 AS	280 kW		01/94→09/96			
2638 AS	320 kW		07/92→09/96			
2638 AS	370 kW		07/92→09/96			
2638 K	280 kW		09/91→09/96			
2638 K	320 kW		09/91→09/96			
2638 K	362 kW		09/91→09/96			
2638 K	370 kW		09/91→09/96			
2638 S	320 kW		09/91→09/96			
2638 S	370 kW		09/91→09/96			
2644, 2644 L	320 kW		01/92→09/96			
2644 S	320 kW		01/92→09/96			
2645 AS	362 kW		02/90→09/96			
2648 AK	362 - 370 kW		02/90→08/94			
2648 AS	362 - 370 kW		07/88→08/94			
2648 S	329 kW		12/88→07/92			
2648 S	353 - 362 kW		12/88→07/92			
2650, 2650 L	362 - 370 kW		07/92→09/96			
2650 A	370 kW		07/87→09/96			
2650 AK	362 - 370 kW		07/88→08/94			
2650 AS	362 - 370 kW		01/94→09/96			
2650 K	362 - 370 kW		07/88→08/94			
2650 S	370 kW		07/92→09/96			
2653 AK	390 kW		07/92→09/96			
3229	213 - 218 kW		09/89→08/94			
3229 B	213 - 218 kW		09/89→07/92			
3229 K	210 - 218 kW		09/89→01/92			
3233 B	250 kW		10/90→07/92			
3233 K	250 kW		10/90→07/92			
3234 B	250 kW		02/92→09/96			
3234 K	250 kW		02/92→09/96			
3235	260 kW		07/88→08/94			
3235	260 - 269 kW		10/88→07/92			
3235 K	260 - 269 kW		07/87→07/92			
3235 L	260 kW		07/87→09/96			
3238	261 kW		03/91→09/96			
3238	280 kW		10/90→09/96			

Manufacturer - Model	Power	Displ.	Year of Constr.	Remark	Part Number	Page			
MERCEDES-BENZ - SK					07/87→09/96				
3238	280 kW		03/91→09/96	W1,2W; 8 ports; Socket Version: W2x4,6 d; with bulb	6HH 004 175-021 Hazard Light Switch	243			
3238	362 - 370 kW		10/90→09/96						
3238, 3238 L	280 kW		01/94→09/96						
3238, 3238 L	320 kW		10/90→09/96						
3238 L	280 kW		07/87→09/96						
3244	320 kW		01/94→09/96						
3244 L	320 kW		07/87→09/96						
3248	353 kW		07/87→09/96						
3248	353 - 362 kW		07/87→09/96						
3250 L	370 kW		07/87→09/96						
3253, 3253 L	390 kW		01/96→09/96						
3255	390 kW		07/87→09/96						
3529	213 - 218 kW		07/88→08/94						
3534 K	250 kW		10/93→09/96						
3535	260 - 269 kW		07/88→08/94						
3535 AK	266 kW		02/90→08/94						
3535 AK	280 kW		03/91→08/94						
3535 B	269 kW		10/88→08/94						
3535 B	362 kW		10/88→08/94						
3535 K	260 kW		07/87→09/96						
3535 K	269 kW		10/88→08/94						
3535 K	280 kW		03/91→08/94						
3535 K	362 kW		10/88→08/94						
3535 S	250 - 260 kW		07/88→08/94						
3538	280 kW		03/91→09/96						
3538	280 kW		09/91→09/96						
3538 AK	280 kW		03/91→09/96						
3538 AK	280 kW		01/94→09/96						
3538 AK	320 kW		03/91→09/96						
3538 AK	370 kW		03/91→09/96						
3538 K	280 kW		03/91→09/96						
3538 K	280 kW		01/94→09/96						
3538 K	320 kW		03/91→09/96						
3538 K	362 - 370 kW		03/91→09/96						
3544	320 kW		01/92→09/96						
3544 AK	320 kW		03/91→09/96						
3544 K	320 kW		03/91→09/96						
3548	362 - 370 kW		05/92→09/96						
3550 K	370 kW		03/91→09/96						
3550 S, 3553 S	362 - 370 kW		05/92→09/96						
4844	320 kW		12/91→08/94						
4844 K	320 kW		03/91→09/96						
MERCEDES-BENZ - TOURINO (O 510)					10/03→				
TOURINO	180 kW		10/03→	W1,2W; 8 ports; Socket Version: W2x4,6 d; with bulb	6HH 004 175-021 Hazard Light Switch	243			
TOURINO	205 kW		10/03→						
TOURINO	210 kW		10/03→						
MERCEDES-BENZ - TOURISMO (O 350)					08/95→				
Tourismo	280 kW		08/95→	W1,2W; 8 ports; Socket Version: W2x4,6 d; with bulb	6HH 004 175-021 Hazard Light Switch	243			
Tourismo 15 RHD	185 kW		01/03→						
Tourismo 15 RHD	220 kW		01/03→						
Tourismo 15 RHD	260 kW		01/03→						
Tourismo 15 RHD	300 kW		01/03→						
Tourismo 15 RHD	335 kW		01/03→						
Tourismo 15 SHD	260 kW		01/03→						
Tourismo 15 SHD	310 kW		01/03→						
Tourismo 16 RHD	220 kW		01/03→						
Tourismo 16 RHD	260 kW		01/03→						
Tourismo 16 RHD	310 kW		01/03→						
Tourismo 16 RHD	315 kW		01/03→						
Tourismo 16 RHD	335 kW		01/03→						
Tourismo 16 RHD	350 kW		01/03→						
Tourismo 16 RHD	370 kW		01/03→						
Tourismo 17 RHD	260 kW		01/03→						
Tourismo 17 RHD	310 kW		01/03→						
Tourismo 17 RHD	315 kW		01/03→						
Tourismo 17 RHD	320 kW		01/03→						
Tourismo 17 RHD	335 kW		01/03→						
Tourismo 17 RHD	350 kW		01/03→						
Tourismo 17 RHD	370 kW		01/03→						
Tourismo RHD, SHD	250 kW		08/95→						
Tourismo RHD, SHD	260 kW		09/03→						
Tourismo RHD, SHD	310 kW		09/03→						
MERCEDES-BENZ - TOURO (O 500)							10/01→		
Touro	260 kW		10/01→				W1,2W; 8 ports; Socket Version: W2x4,6 d; with bulb	6HH 004 175-021 Hazard Light Switch	243
Touro	310 kW		10/01→						

Manufacturer - Model	Power	Displ.	Year of Constr.	Remark	Part Number	Page
MERCEDES-BENZ - TRAVEGO (O 580)						10/99→
O 580-15 RH	185 kW		10/99→	W1,2W; 8 ports; Socket Version: W2x4,6 d; with bulb	6HH 004 175-021 Hazard Light Switch	243
O 580-15 RH	320 kW		10/99→			
O 580-15 RH	350 kW		10/99→			
O 580-15 RH/RHD	260 kW		10/99→			
O 580-15 RH/RHD	300 kW		10/99→			
O 580-15 RHD	310 kW		10/99→			
O 580-15 RHD	335 kW		10/99→			
O 580-15 SHD	260 kW		10/99→			
O 580-16 RHD	260 kW		01/03→			
O 580-16 RHD	320 kW		10/99→			
O 580-16 RHD	335 kW		10/99→			
O 580-16 RHD	350 kW		10/99→			
O 580-16 RHD	370 kW		01/03→			
O 580-16 RHD, O 580-17 RHD	310 - 315 kW		10/99→			
O 580-17 RHD	260 kW		10/99→			
O 580-17 RHD	320 kW		10/99→			
O 580-17 RHD	350 kW		10/99→			
O 580-17 SHD	320 kW		10/99→			
O 580-17 SHD	350 kW		10/99→			
MERCEDES-BENZ - UNIMOG						
U 1000	70 kW		01/77→05/88	Additionally required articles (article numbers): 9SK 702 331-071; H; Fitted Diameter [mm]: 34; Fitting: 10 ports; without bulb	6HF 002 372-041 Hazard Light Switch	242
U 1000	75 kW		01/88→			
U 1000T	81 kW		01/77→12/82			
U 1200	92 kW		02/82→05/88			
U 1200	92 kW		01/88→			
U 1200T	92 kW		01/83→05/88			
U 1200T	92 kW		01/88→			
U 1250	92 kW		12/84→05/88			
U 1250, U 1250L	92 kW		01/88→			
U 1250L	100 kW		05/88→			
U 1300	92 kW		01/77→12/84			
U 1300, U 1300L	92 - 96 kW		01/77→05/88			
U 1300 L	110 - 110 kW		01/77→05/88			
U 1350L	100 kW		05/88→			
U 1400	100 kW		01/88→			
U 1450, U 1450L	100 kW		01/88→			
U 1500	110 kW		01/77→05/88			
U 1550	110 kW		01/86→05/88			
U 1550L	100 kW		05/88→			
U 1550L	114 kW		01/92→			
U 1550L	115 kW		05/88→			
U 1550L	125 kW		01/92→			
U 1550L	150 - 157 kW		05/88→			
U 1550L	177 kW		05/88→			
U 1550 L	92 - 96 kW		02/86→05/88			
U 1600	115 kW		01/88→			
U 1600	150 - 157 kW		09/89→			
U 1600	177 kW		05/91→			
U 1650, U 1650L	115 kW		01/88→			
U 1650, U 1650L	150 - 157 kW		09/89→			
U 1650, U 1650L	177 kW		05/91→			
U 1700, U 1700L	124 kW		05/78→09/88			
U 1700, U 1700 L	122 - 125 kW		09/88→			
U 1700L	124 kW		05/78→09/88			
U 1700T	122 - 125 kW		09/88→			
U 1750, U 1750L	122 - 127 kW		09/88→			
U 2100	155 - 157 kW		09/89→			
U 2100T	155 - 157 kW		09/89→			
U 2150	155 - 157 kW		09/89→			
U 2150, U 2150L	155 - 157 kW		09/89→			
U 2150, U 2150L	177 kW		09/89→			

ATLAS COPCO	HELLA
3600133034	6HF 001 579-061
AUWÄRTER	HELLA
1506.003.00	6HF 001 579-061
1506.008.00	6HF 002 372-041
CASE IH	HELLA
9 803971 9	6HF 001 579-061
CLAAS	HELLA
060 413 80	6HF 001 579-061
EVOBUS	HELLA
7 311 077 000	6HF 002 372-041
7 311 077 000 0	6HF 002 372-041
IVECO	HELLA
2462 769	6HF 001 579-061
JUNGHEINRICH	HELLA
440075511	6HF 001 579-061
50002661	6HF 001 579-061
50034777	6HF 002 372-041
KÖGEL	HELLA
328475	6HH 004 175-021
KOMATSU	HELLA
Y251 083 0	6HF 001 579-061
MAN	HELLA
81.25503.0130	6HF 002 372-041
88.25503.0062	6HF 002 372-041
MERCEDES- BENZ	HELLA
000 820 72 10	6HF 001 579-061
004 545 02 24	6HF 002 372-041
005 545 92 24	6HH 004 175-021
673 540 01 45	6TA 011 038-211
673 540 04 45	6TA 011 038-211
A 000 820 72 10	6HF 001 579-061
A 004 545 02 24	6HF 002 372-041
A 005 545 92 24	6HH 004 175-021
A 673 540 01 45	6TA 011 038-211
A 673 540 04 45	6TA 011 038-211
NEOPLAN	HELLA
1102 583 1	6HF 001 579-061
1506.02	6HF 001 579-061
STEINBOCK	HELLA
050 16159	6HF 001 579-061
050 49405	6HF 002 372-041
VOLVO	HELLA
1 571 337	6HF 002 372-041
5 239 704	6HF 001 579-061



6HF ...	
6HF 001 579-061	242
6HF 002 372-041	242
6HH ...	
6HH 004 175-021	243
6TA ...	
6TA 011 038-211	241



Water Pump, window cleaning.....	268
Wiper Blade.....	269

Pump - Water Pump, window cleaning

8TW 005 496-051
089335

Pump for windscreen wash system 24V 01/90-> _



Operating Mode	Electric
Pump Type	Mono Pump
Rated Voltage [V]	24

8TW 006 849-091



Operating Mode	Electric
Pump Type	Mono Pump
Rated Voltage [V]	24
Supplementary Article/Supplementary Info 2	with sensor for washwater level

Wiper Blade

9XW 168 957-001
WB 97



Driver Position	for left-hand drive vehicles
Fitting Position	Front
Left-hand / Right-hand Traffic	for right-hand traffic
Length 1 [mm]	650
Quantity	1
Styling	with spoiler
Supplementary Article/Supplementary Info 2	without ball joint

9XW 184 107-201
WT 20



Driver Position	for left-hand drive vehicles
Fitting Position	Front
Left-hand / Right-hand Traffic	for right-hand traffic
Length [mm]	500
Quantity	1


Wiper Blade

9XW 184 107-241
WT 24



Driver Position	for left-hand drive vehicles
Fitting Position	Front
Left-hand / Right-hand Traffic	for right-hand traffic
Length [mm]	600
Quantity	1

9XW 184 107-261
WT 26



Driver Position	for left-hand drive vehicles
Fitting Position	Front
Left-hand / Right-hand Traffic	for right-hand traffic
Length [mm]	650
Quantity	1

9XW 184 107-281
WT 28



Driver Position	for left-hand drive vehicles
Fitting Position	Front
Left-hand / Right-hand Traffic	for right-hand traffic
Length [mm]	700
Quantity	1

Wiper Blade

9XW 184 107-321
WT 32



Driver Position	for left-hand drive vehicles
Fitting Position	Front
Left-hand / Right-hand Traffic	for right-hand traffic
Length [mm]	800
Quantity	1

9XW 184 107-361
WT 36



Driver Position	for left-hand drive vehicles
Fitting Position	Front
Left-hand / Right-hand Traffic	for right-hand traffic
Length [mm]	900
Quantity	1

9XW 184 107-401
WT 40



Driver Position	for left-hand drive vehicles
Fitting Position	Front
Left-hand / Right-hand Traffic	for right-hand traffic
Length [mm]	1,000
Quantity	1


Wiper Blade

9XW 191 397-201
WTR 20



Driver Position	for right-hand drive vehicles
Fitting Position	Front
Left-hand / Right-hand Traffic	for left-hand traffic
Length [in]	20
Length [mm]	500
Quantity	1


9XW 191 397-241
WTR 24



Driver Position	for right-hand drive vehicles
Fitting Position	Front
Left-hand / Right-hand Traffic	for left-hand traffic
Length [in]	24
Length [mm]	600
Quantity	1


Wiper Blade

9XW 191 397-261
WTR 26



Driver Position	for right-hand drive vehicles
Fitting Position	Front
Left-hand / Right-hand Traffic	for left-hand traffic
Length [in]	26
Length [mm]	650
Quantity	1

9XW 191 397-281
WTR 28



Driver Position	for right-hand drive vehicles
Fitting Position	Front
Left-hand / Right-hand Traffic	for left-hand traffic
Length [in]	28
Length [mm]	700
Quantity	1

Wiper Blade

9XW 191 397-321
WTR 32



Driver Position	for right-hand drive vehicles
Fitting Position	Front
Left-hand / Right-hand Traffic	for left-hand traffic
Length [in]	32
Length [mm]	800
Quantity	1

9XW 191 397-361
WTR 36



Driver Position	for right-hand drive vehicles
Fitting Position	Front
Left-hand / Right-hand Traffic	for left-hand traffic
Length [in]	36
Length [mm]	900
Quantity	1

Wiper Blade

9XW 191 397-401
WTR 40



Driver Position	for right-hand drive vehicles
Fitting Position	Front
Left-hand / Right-hand Traffic	for left-hand traffic
Length [in]	40
Length [mm]	1,000
Quantity	1

9XW 194 562-361
WT 36A



Driver Position	for left-hand drive vehicles
Fitting Position	Front
Left-hand / Right-hand Traffic	for right-hand traffic
Length [in]	36
Length [mm]	900
Quantity	1

Wiper Blade

9XW 194 562-401
WT 40A



Driver Position	for left-hand drive vehicles
Fitting Position	Front
Left-hand / Right-hand Traffic	for right-hand traffic
Length [in]	40
Length [mm]	1,000
Quantity	1

9XW 862 052-001
NB 500, 095073

HELLA



Driver Position	for left-hand drive vehicles
Fitting Position	Front
Left-hand / Right-hand Traffic	for right-hand traffic
Length [mm]	500
Length 1 [mm]	500
Quantity	1

Wiper Blade

9XW 862 056-001
NB 600, 095077

HELLA



Driver Position	for left-hand drive vehicles
Fitting Position	Front
Left-hand / Right-hand Traffic	for right-hand traffic
Length [mm]	600
Length 1 [mm]	600
Quantity	1

9XW 862 061-001
095082, NB 900

HELLA



Driver Position	for left-hand drive vehicles
Fitting Position	Front
Left-hand / Right-hand Traffic	for right-hand traffic
Length [mm]	900
Length 1 [mm]	900
Quantity	1

Wiper Blade

9XW 862 062-001
NB 1000, 095083

HELLA



Driver Position	for left-hand drive vehicles
Fitting Position	Front
Left-hand / Right-hand Traffic	for right-hand traffic
Length [mm]	1,000
Length 1 [mm]	1,000
Quantity	1



MERCEDES-BENZ.....280

Manufacturer - Model	Power	Displ.	Year of Constr.	Remark	Part Number	Page
MERCEDES-BENZ - ACTROS						04/96→
1831, 1831 L	230 kW		04/96→10/02	elec.; Mono Pump; 24 V; with sensor for wash-water level	8TW 006 849-091 Water 268 Pump, window cleaning	
1831 AK	230 kW		04/97→10/02			
1831 K	230 kW		04/97→10/02	Front; L 700 mm; Quantity: 1	9XW 184 107-281 Wiper 270 Blade	
1831 S, 1831 LS	230 kW		04/96→10/02			
1835, 1835 L	260 kW		04/96→10/02	Front; Length [in]: 28; L 700 mm; Quantity: 1	9XW 191 397-281 Wiper 273 Blade	
1835 AK	260 kW		04/97→10/02			
1835 K	260 kW		04/97→10/02			
1835 S, 1835 LS	260 kW		04/96→10/02			
1840, 1840 L	290 kW		04/96→10/02			
1840 AK	290 kW		04/97→10/02			
1840 K	290 kW		04/97→10/02			
1840 S, 1840 LS	290 kW		04/96→10/02			
1843, 1843 L	315 kW		04/96→10/02			
1843 AK	315 kW		04/97→10/02			
1843 K	315 kW		04/97→10/02			
1843 S, 1843 LS	315 kW		04/96→10/02			
1846 AK	335 kW		04/97→10/03			
1846 S, 1846 LS	335 kW		10/98→			
1848, 1848 L	350 kW		04/96→10/02			
1848 AK	350 kW		04/97→10/02			
1848 K	350 kW		04/97→10/02			
1848 S, 1848 LS	350 kW		04/96→10/02			
1850 AK	370 kW		10/97→			
1853, 1853 L	390 kW		04/96→10/02			
1853 S, 1853 LS	390 kW		04/96→10/02			
1857 L	420 kW		04/97→10/02			
1857 LS	420 kW		04/97→10/02			
2031	230 kW		04/97→10/02			
2031 A	230 kW		04/97→10/02			
2031 AK	230 kW		09/96→10/02			
2031 AS	230 kW		04/96→10/02			
2031 K	230 kW		04/97→10/02			
2031 S	230 kW		04/96→10/02			
2035 A	260 kW		04/97→10/02			
2035 S	260 kW		04/96→10/02			
2040	290 kW		09/96→10/02			
2040 AK	290 kW		09/96→10/02			
2040 AS	290 kW		04/96→10/02			
2040 S	290 kW		04/96→10/02			
2043 AS	315 kW		04/96→10/02			
2046 AS	335 kW		10/96→			
2048 AS	350 kW		04/96→10/02			
2050 AS	370 kW		10/96→			
2053 S	390 kW		04/96→10/02			
2531, 2531 L	230 kW		09/96→10/02			
2531 LS	230 kW		09/96→10/02			
2535 L	260 kW		09/96→10/02			
2535 LS	260 kW		09/96→10/02			
2540, 2540 L	290 kW		09/96→10/02			
2540 LS	290 kW		09/96→10/02			
2543, 2543 L	315 kW		09/96→10/02			
2543 LS	315 kW		09/96→10/02			
2546 LS	335 kW		10/97→			
2548, 2548 L	350 kW		09/96→10/02			
2548 LS	350 kW		09/96→10/02			
2553, 2553 L	390 kW		09/96→10/02			
2553 LS	390 kW		09/96→10/02			
2557 L	420 kW		09/96→10/02			
2631, 2631 L	230 kW		04/96→10/02			
2631 B	230 kW		04/97→10/02			
2631 K	230 kW		04/97→10/02			
2635, 2635 L	260 kW		04/96→10/02			
2635 B	260 kW		04/97→10/02			
2635 K, 2635 LK	260 kW		04/97→10/02			
2640, 2640 L	290 kW		04/96→10/02			
2640 B	290 kW		04/97→10/02			
2640 K, 2640 LK	290 kW		04/97→10/02			
2640 S, 2640 LS	290 kW		09/96→10/02			
2643, 2643 L	315 kW		04/96→10/02			
2643 B	315 kW		04/97→10/02			
2643 K, 2643 LK	315 kW		04/97→10/02			
2643 S, 2643 LS	315 kW		04/97→10/02			
2646 B	335 kW		10/97→			
2646 S, 2646 LS	335 kW		10/97→			
2648, 2648 L	350 kW		04/96→10/02			
2648 K, 2648 LK	350 kW		04/97→10/02			
2648 K, 2648 LK	355 kW		10/97→			
2648 S, 2648 LS	350 kW		09/96→10/02			
2648 S, 2648 LS	355 kW		10/97→			
2650 S, 2650 LS	370 kW		10/97→			
2653, 2653 L	390 kW		04/96→10/02			

Manufacturer - Model	Power	Displ.	Year of Constr.	Remark	Part Number	Page
MERCEDES-BENZ - ACTROS						04/96→
2653 K, 2653 LK	390 kW		04/97→10/02	elec.; Mono Pump; 24 V; with sensor for wash-water level	8TW 006 849-091 Water 268 Pump, window cleaning	
2653 S, 2653 LS	390 kW		09/96→10/02			
2657 K, 2657 LK	420 kW		04/97→10/02	Front; L 700 mm; Quantity: 1	9XW 184 107-281 Wiper 270 Blade	
2657 L	420 kW		04/97→10/02			
2657 S, 2657 LS	420 kW		04/97→10/02	Front; Length [in]: 28; L 700 mm; Quantity: 1	9XW 191 397-281 Wiper 273 Blade	
3231 B	230 kW		04/97→10/02			
3231 K	230 kW		04/97→10/02			
3235 B	260 kW		04/97→10/02			
3235 K	260 kW		04/97→10/02			
3240	290 kW		04/97→10/02			
3240 B	290 kW		04/97→10/02			
3240 K	290 kW		04/97→10/02			
3243	315 kW		04/97→10/02			
3243 B	315 kW		04/97→10/02			
3243 K	315 kW		04/97→10/02			
3246 B	335 kW		10/97→			
3246 K	335 kW		10/97→			
3331	230 kW		04/97→10/02			
3331 A	230 kW		04/97→10/02			
3331 AK	230 kW		04/97→10/02			
3331 AS	230 kW		04/97→10/02			
3331 B	230 kW		04/97→10/02			
3331 K	230 kW		04/97→10/02			
3331 S	230 kW		04/97→10/02			
3335	260 kW		04/97→10/02			
3335 AK	260 kW		10/97→10/03			
3335 B	260 kW		04/97→10/02			
3335 K	260 kW		04/97→10/02			
3335 S	260 kW		04/97→10/02			
3336 S	265 kW		10/97→			
3340	290 kW		04/97→10/02			
3340 A	290 kW		04/97→10/02			
3340 AK	290 kW		04/97→10/02			
3340 AS	290 kW		04/97→10/02			
3340 B	290 kW		04/97→10/02			
3340 K	290 kW		04/97→10/02			
3340 S	290 kW		04/97→10/02			
3341 S	300 kW		10/97→			
3343	315 kW		04/97→10/02			
3343 AK	315 kW		04/97→10/02			
3343 AS	315 kW		04/97→10/02			
3343 B	315 kW		04/97→10/02			
3343 K	315 kW		04/97→10/02			
3343 S	315 kW		04/97→10/02			
2535 LS	335 kW		04/97→10/02			
3346 AK	335 kW		10/97→			
3346 AS	335 kW		10/97→			
3346 K	335 kW		10/97→			
3346 S	335 kW		10/97→			
3348	350 kW		04/97→10/02			
3348 AK	350 kW		04/97→10/02			
3348 AS	350 kW		04/97→10/02			
3348 K	350 kW		04/97→10/02			
3348 S	350 kW		04/97→10/02			
3350 AK	370 kW		10/97→			
3350 AS	370 kW		10/97→			
3350 K	370 kW		10/97→			
3350 S	370 kW		10/97→			
3353	390 kW		04/97→10/02			
3353 AS	390 kW		04/97→10/02			
3353 S	390 kW		04/97→10/02			
3357	420 kW		04/97→10/02			
3357 S	420 kW		04/97→10/02			
4140 AK	290 kW		04/97→10/02			
4140 B	290 kW		04/97→10/02			
4140 K	290 kW		04/97→10/02			
4143 AK	315 kW		04/97→10/02			
4143 K	315 kW		04/97→10/02			
4146 AK	335 kW		10/97→			
4146 K	335 kW		10/97→			
4148 AK	350 kW		04/97→10/02			
4148 K	350 kW		04/97→10/02			
2665 LS	480 kW		10/02→	Front; L 700 mm; Quantity: 1	9XW 184 107-281 Wiper 270 Blade	
3235	260 kW		04/97→10/02			
				Front; Length [in]: 28; L 700 mm; Quantity: 1	9XW 191 397-281 Wiper 273 Blade	
MERCEDES-BENZ - ACTROS MP2 / MP3						10/02→
1831 AK	230 kW		04/03→	Front; L 700 mm; Quantity: 1	9XW 184 107-281 Wiper 270 Blade	
1831 K	230 kW		04/03→			

Manufacturer - Model	Power	Displ.	Year of Constr.	Remark	Part Number	Page
MERCEDES-BENZ - ACTROS MP2 / MP3						10/02→
1835 AK	260 kW		04/03→	Front; Length [in]: 28; L 700 mm; Quantity: 1	9XW 191 397-281 Wiper 273 Blade	
1835 K	260 kW		04/03→			
1836 A	265 kW					
1836 LS, LLS	265 kW		06/08→			
1840 AK	290 kW		04/03→			
1840 K	290 kW		04/03→			
1840 LS, LLS	295 kW		06/08→			
1841 A	300 kW					
1843 LS, LLS	315 kW		06/08→			
1844 A	315 - 320 kW		04/03→			
1846 A	335 kW		04/03→			
1848 A	350 kW		04/03→			
1851 A	370 - 375 kW		04/03→			
1861 LS	450 kW		05/05→			
2040	290 kW		10/02→			
2054 S	395 kW		04/03→			
2451 LS	375 kW		06/08→			
2455 LS	405 kW		06/08→			
2460 LS	440 kW		06/08→			
2536 L, LL	265 kW		06/08→			
2540 L, LL	295 kW		06/08→			
2543 L, LL	315 kW		06/08→			
2548 L	350 kW		04/03→			
2550, LS	370 kW		04/03→			
2550 LS	370 kW		04/03→			
2553 L	390 kW		04/03→			
2554, L	395 kW		04/03→			
2554 LS	395 kW		04/03→			
2558, L	425 kW		04/03→			
2631 B	230 kW		04/03→			
2631 K, LK	230 kW		04/03→			
2631 L	230 kW		04/03→			
2631 LS	230 kW		10/02→			
2631 LS	230 kW		10/09→			
2632 LS	235 kW		10/09→			
2635 B	260 kW		04/03→			
2635 K, LK	260 kW		04/03→			
2635 L	260 kW		04/03→			
2635 LS	260 kW		10/02→			
2635 LS	260 kW		10/09→			
2636 LS	265 kW		10/09→			
2640 B	290 kW		04/03→			
2640 K, LK	290 kW		04/03→			
2640 L	290 kW		04/03→			
2640 LS	290 kW		10/02→			
2640 LS	290 kW		10/09→			
2641 LS	300 kW		10/09→			
2643 B	315 kW		04/03→			
2643 K, LK	315 kW		04/03→			
2643 L	315 kW		04/03→			
2643 LS	315 - 320 kW		10/09→			
2646 LS	335 kW		10/09→			
2648 K, LK	350 kW		04/03→			
2648 L	350 kW		04/03→			
2648 LS	350 kW		10/02→			
2648 LS	355 kW		10/09→			
2651 L	375 kW		04/03→			
2651 LS	375 kW		10/09→			
2653 K, LK	390 kW		04/03→			
2653 L	390 kW		04/03→			
2653 LS	390 kW		10/09→			
2655 LS	405 kW		10/09→			
2660 LK	440 kW		04/03→			
2665 LS	480 kW		04/03→			
2732 AE	235 kW		06/08→			
2732 AKE	235 kW		06/08→			
2736 AE	265 kW		06/08→			
2736 AKE	265 kW		06/08→			
2741 AE	300 kW		06/08→			
2741 AKE	300 kW		06/08→			
2744 AE	320 kW		06/08→			
2744 AKE	320 kW		06/08→			
2746 AE	335 kW		06/08→			
2746 AKE	335 kW		06/08→			
2748 AE	350 kW		06/08→			
2748 AKE	350 kW		06/08→			
3231 B	230 kW		04/03→			
3235 B	260 kW		04/03→			
3235 K	260 kW		04/03→			
3236 L	265 kW		04/03→			
3236 L	265 kW		06/08→			

Manufacturer - Model	Power	Displ.	Year of Constr.	Remark	Part Number	Page
MERCEDES-BENZ - ACTROS MP2 / MP3						10/02→
3240	290 kW		04/03→			
3240 B	290 kW		04/03→			
3240 K	290 kW		04/03→			
3241 L	300 kW		06/08→			
3243	315 kW		10/02→			
3243 B	315 kW		04/03→			
3243 K	315 kW		04/03→			
3250	370 kW		04/03→			
3255 L	405 kW		02/09→			
3260 L	440 kW		02/09→			
3331 B	230 kW		04/03→			
3331 K	230 kW		04/03→			
3332 AKE	235 kW					
3335 A	260 kW		04/03→			
3335 B	260 kW		04/03→			
3335 K	260 kW		04/03→			
3336 AKE	260 - 265 kW					
3339 A	290 kW		04/03→			
3339 AK	290 kW		04/03→			
3339 B	290 kW		04/03→			
3339 K	290 kW		04/03→			
3341 AKE	300 kW					
3343 AK	315 kW		04/03→			
3343 B	315 kW		04/03→			
3343 K	315 kW		04/03→			
3344 AKE	320 kW					
3346 AKE	335 kW					
3348 AKE	350 kW					
3350 S	370 kW		06/09→			
3351 A	375 kW		06/08→			
3355 A	405 kW		04/03→			
3355 AK	405 kW		04/03→			
3358	425 kW		04/03→			
3358 K	425 kW		04/03→			
3360 A	440 kW		04/03→			
3360 AK	440 kW		04/03→			
3365 A	480 kW		04/03→			
3550 S	370 kW		06/09→			
4036 K	265 kW		06/09→			
4140 B	290 kW		04/03→			
4141	300 kW		06/08→			
4141 B	300 kW		06/08→			
4143 AK	315 kW		04/03→			
4143 B	315 kW		04/03→			
4143 K	315 kW		04/03→			
4144 B	320 kW		06/08→			
4146 B	335 kW		06/08→			
4148 B	350 kW		06/08→			
4150 AK	370 kW		04/03→			
4150 K	370 kW		04/03→			
4154 S	395 kW		04/03→			
4155 AK	405 kW		04/03→			
4155 K	405 kW		04/03→			
4160 AK	440 kW		04/03→			
4160 K	440 kW		04/03→			
4160 S	448 kW		10/02→			
4165 AK	480 kW		04/03→			
4165 S	480 kW		08/08→			
4841 K	408 kW		08/09→			
5041 AK	300 kW		06/08→			
5041 B	300 kW		06/08→			
5041 K	300 kW		06/08→			
5044 AK	320 kW		06/08→			
5044 B	320 kW		06/08→			
5044 K	320 kW		06/08→			
5046 AK	335 kW		06/08→			
5046 B	335 kW		06/08→			
5046 K	335 kW		06/08→			
5048 AK	350 kW		06/08→			
1832, L, LL	235 kW		04/03→	elec.; Mono Pump; 24 V; with sensor for wash-water level	8TW 006 849-091 Water 268 Pump, window cleaning	
1836 AK	235 kW	04/03→				
1832 LS	235 kW		04/03→	Front; L 700 mm; Quantity: 1	9XW 184 107-281 Wiper 270 Blade	
1832, L, LL	265 kW		04/03→			
1836 K	265 kW		04/03→	Front; Length [in]: 28; L 700 mm; Quantity: 1	9XW 191 397-281 Wiper 273 Blade	
1836 LS	265 kW		04/03→			
1836, L, LL	265 kW		04/03→			
1836, L, LL	300 kW		04/03→			
1841 AK	300 kW		04/03→			
1841 K	300 kW		04/03→			
1841 L, LL	300 kW		04/03→			
1841, L, LL	300 kW		04/03→			

Manufacturer - Model	Power	Displ.	Year of Constr.	Remark	Part Number	Page
MERCEDES-BENZ - ACTROS MP2 / MP3						10/02→
1841, L, LL	320 kW		04/03→	elec.; Mono Pump; 24 V; with sensor for wash-water level	8TW 006 849-091 Water 268 Pump, window cleaning	
1844 K	315 - 320 kW		04/03→			
1844, L, LL	320 kW		04/03→	Front; L 700 mm; Quantity: 1	9XW 184 107-281 Wiper 270 Blade	
1846, L, LL	335 kW		04/03→			
1846 K	335 kW		04/03→	Front; Length [in]: 28; L 700 mm; Quantity: 1	9XW 191 397-281 Wiper 273 Blade	
1846 LS	335 kW		04/03→			
1846 LS, LLS	335 kW		04/03→			
1848, L, LL	350 kW		04/03→			
1848, LS, LLS	350 kW		04/03→			
1848 AK	350 kW		04/03→			
1848 K	350 kW		04/03→			
1848 S, LS	350 kW		04/03→			
1850, 1851, L, LL	370 - 375 kW		04/03→			
1850, 1851 AK	370 - 375 kW		04/03→			
1850, 1851 K	370 - 375 kW		04/03→			
1850, 1851 LS, LLS	370 - 375 kW		04/03→			
1850, L, LL	395 - 405 kW		04/03→			
1854, L, LL	395 kW		04/03→			
1855, L, LL	405 kW		06/08→			
1855 LS, LLS	405 kW		06/08→			
1854, L	425 kW		04/03→			
1858, L	425 kW		10/02→			
1860 L, LL	440 kW		05/05→			
1860 LS	440 kW		06/08→			
2032	230 - 235 kW		04/03→			
2032 A, AE	230 - 235 kW		04/03→			
2032 AK	230 - 235 kW		04/03→			
2032 AS	230 - 235 kW		04/03→			
2032 K	230 - 235 kW		04/03→			
2032 S	230 - 235 kW		04/03→			
2036	260 - 265 kW		04/03→			
2036 A, AE	260 - 265 kW		04/03→			
2036 AK	260 - 265 kW		04/03→			
2036 AS	260 - 265 kW		04/03→			
2036 K	260 - 265 kW		04/03→			
2036 S	260 - 265 kW		04/03→			
2041	290 - 300 kW		04/03→			
2041 AK	290 - 300 kW		04/03→			
2041 AS	290 - 300 kW		04/03→			
2041 K	290 - 300 kW		04/03→			
2041 S	290 - 300 kW		04/03→			
2044	315 - 320 kW		04/03→			
2044 AK	315 - 320 kW		04/03→			
2044 AS	315 - 320 kW		04/03→			
2044 K	315 - 320 kW		04/03→			
2044 S	315 - 320 kW		04/03→			
2046	335 kW		04/03→			
2046 AK	335 kW		04/03→			
2046 AS	335 kW		04/03→			
2046 K	335 kW		04/03→			
2046 S	335 kW		04/03→			
2048	350 kW		06/08→			
2048 AK	350 kW		04/03→			
2048 AS	350 kW		04/03→			
2048 K	350 kW		04/03→			
2048 S	350 kW		06/08→			
2050 S	370 kW		04/03→			
2051 AS	375 kW		04/03→			
2051 S	375 kW		06/08→			
2055 S	405 kW		06/08→			
2432 LS	235 kW		06/08→			
2436 LS	265 kW		06/08→			
2441 LS	300 kW		06/08→			
2444 LS	320 kW		06/08→			
2446 LS	335 kW		06/08→			
2448 LS	350 kW		06/08→			
2532, L, LL	230 - 235 kW		04/03→			
2532 LS	230 - 235 kW		04/03→			
2532 LS	235 kW		06/08→			
2536, L, LL	260 - 265 kW		04/03→			
2536 LS	260 - 265 kW		04/03→			
2536 LS	265 kW		06/08→			
2541, L, LL	290 - 300 kW		04/03→			
2541 LS	290 kW		04/03→			
2541 LS	300 kW		06/08→			
2544, L, LL	315 - 320 kW		04/03→			
2544 LS	315 - 320 kW		04/03→			
2544 LS	320 kW		06/08→			
2546, L, LL	335 kW		04/03→			
2546 LS	335 kW		04/03→			
2546 LS	335 kW		06/08→			

Manufacturer - Model	Power	Displ.	Year of Constr.	Remark	Part Number	Page
MERCEDES-BENZ - ACTROS MP2 / MP3						10/02→
2548, L,LL	350 kW		04/03→	elec.; Mono Pump; 24 V; with sensor for wash-water level	8TW 006 849-091 Water Pump, window cleaning	268
2548 LS	350 kW		04/03→			
2548 LS	350 kW		06/08→	Front; L 700 mm; Quantity: 1	9XW 184 107-281 Wiper Blade	270
2551, L, LL	375 kW		04/03→			
2551 LS	375 kW		04/03→	Front; Length [in]: 28; L 700 mm; Quantity: 1	9XW 191 397-281 Wiper Blade	273
2555, L, LL	405 kW		04/03→			
2555 LS	405 kW		09/05→			
2560, L, LL	440 kW		04/03→			
2632, L, LL	235 kW		04/03→			
2632 B	235 kW		04/03→			
2632 K, LK	235 kW		04/03→			
2632 LS	235 kW		04/03→			
2636, L, LL	265 kW		04/03→			
2636 B	265 kW		04/03→			
2636 K, LK	265 kW		04/03→			
2636 LS	265 kW		04/03→			
2641, L, LL	300 kW		04/03→			
2641 B	300 kW		04/03→			
2641 K, LK	300 kW		04/03→			
2641 S, LS	300 kW		04/03→			
2644, L, LL	320 kW		04/03→			
2644 B	320 kW		04/03→			
2644 K, LK	320 kW		04/03→			
2644 S, LS	315 - 320 kW		04/03→			
2646, L, LL	335 kW		04/03→			
2646 B	335 kW		04/03→			
2646 K, LK	335 kW		04/03→			
2646 S, LS	335 kW		04/03→			
2648, L, LL	350 kW		04/03→			
2648 B	350 - 355 kW		04/03→			
2648 K, LK	350 - 355 kW		04/03→			
2648 S, LS	350 kW		04/03→			
2650, L, 2651, L, LL	370 - 375 kW		04/03→			
2650 K, 2651 K, LK	370 - 375 kW		04/03→			
2650 S, LS	370 kW		04/03→			
2651 S, LS	375 kW		04/03→			
2654, L, 2655, L, LL	395 - 405 kW		04/03→			
2654 K, LK, 2655 K, LK	395 - 405 kW		04/03→			
2654 S, LS	390 - 395 kW		04/03→			
2655 S, LS	405 kW		04/03→			
2658 K, LK	425 kW		04/03→			
2658 L	425 kW		04/03→			
2658 LS	425 kW		04/03→			
2660, L, LL	440 kW		05/05→			
2660 S, LS	440 kW		06/08→			
3231 K, 3232 K	230 - 235 kW		04/03→			
3232 B	235 kW		04/03→			
3236 B	265 kW		04/03→			
3236 K	265 kW		04/03→			
3241	300 kW		04/03→			
3241 B	300 kW		04/03→			
3241 K	300 kW		04/03→			
3244	320 kW		04/03→			
3244 B	320 kW		04/03→			
3244 K	320 kW		04/03→			
3246	335 kW		04/03→			
3246 B	335 kW		04/03→			
3246 K	335 kW		04/03→			
3248, L	350 kW		04/03→			
3248 B	350 kW		04/03→			
3248 K	350 kW		04/03→			
3331, 3332	230 - 235 kW		04/03→			
3331 A, 3332 A	230 - 235 kW		04/03→			
3331 AK, 3332 AK	230 - 235 kW		04/03→			
3331 S, 3332 S	230 - 235 kW		04/03→			
3332 AK	235 kW		04/03→			
3332 AS	235 kW		04/03→			
3332 B	235 kW		04/03→			
3332 K	230 - 235 kW		04/03→			
3336	265 kW		04/03→			
3336 A	265 kW		04/03→			
3336 AK	260 - 265 kW		04/03→			
3336 AS	265 kW		04/03→			
3336 B	265 kW		04/03→			
3336 K	265 kW		04/03→			
3336 K	260 - 265 kW		04/03→			
3336 S	265 kW		04/03→			
3341	300 kW		04/03→			
3341 A	300 kW		04/03→			
3341 AK	300 kW		04/03→			
3341 AS	300 kW		04/03→			

Manufacturer - Model	Power	Displ.	Year of Constr.	Remark	Part Number	Page
MERCEDES-BENZ - ACTROS MP2 / MP3						10/02→
3341 B	300 kW		04/03→	elec.; Mono Pump; 24 V; with sensor for wash-water level	8TW 006 849-091 Water 268 Pump, window cleaning	
3341 K	300 kW		04/03→			
3341 S	300 kW		04/03→	Front; L 700 mm; Quantity: 1	9XW 184 107-281 Wiper 270 Blade	
3344	315 - 320 kW		04/03→			
3344 A	315 - 320 kW		04/03→	Front; Length [in]: 28; L 700 mm; Quantity: 1	9XW 191 397-281 Wiper 273 Blade	
3344 AK	320 kW		04/03→			
3344 AS	320 kW		04/03→			
3344 B	320 kW		04/03→			
3344 K	320 kW		04/03→			
3344 S	320 kW		04/03→			
3346	335 kW		04/03→			
3346 A	335 kW		04/03→			
3346 AK	335 kW		04/03→			
3346 AS	335 kW		04/03→			
3346 B	335 kW		04/03→			
3346 K	335 kW		04/03→			
3346 S	335 kW		04/03→			
3348	350 kW		04/03→			
3348 A	350 kW		04/03→			
3348 AK	350 kW		04/03→			
3348 AS	350 kW		04/03→			
3348 B	350 kW		04/03→			
3348 K	350 kW		04/03→			
3348 S	350 kW		04/03→			
3350, 3351	370 - 375 kW		04/03→			
3351 AK	370 - 375 kW		04/03→			
3351 AS	370 - 375 kW		04/03→			
3351 K	370 - 375 kW		04/03→			
3351 S	375 kW		04/03→			
3354, 3355	395 - 405 kW		04/03→			
3355 AS	405 kW		04/03→			
3355 S	405 kW		04/03→			
3360	440 kW		04/03→			
4140 AK	290 - 300 kW		04/03→			
4140 K	290 - 300 kW		04/03→			
4141 AK	300 kW		04/03→			
4141 B	300 kW		04/03→			
4141 K	300 kW		04/03→			
4144 AK	320 kW		04/03→			
4144 B	320 kW		04/03→			
4144 K	315 - 320 kW		04/03→			
4144 K	320 kW		04/03→			
4146 AK	335 kW		04/03→			
4146 B	335 kW		04/03→			
4146 K	335 kW		04/03→			
4148 AK	350 kW		04/03→			
4148 B	350 kW		04/03→			
4148 K	350 kW		04/03→			
4151 AK	375 kW		04/03→			
4151 K	375 kW		04/03→			
4151 K	375 kW		05/05→			
MERCEDES-BENZ - ATEGO 2						10/04→
1015, 1015 L	112 kW		10/04→	LHD; Front; Length 1 [mm]: 650; Quantity: 1; with spoiler; without ball joint	9XW 168 957-001 Wiper 269 Blade	
1015 K	100 kW		10/04→			
1017 AK	125 kW		10/04→	Front; L 650 mm; Quantity: 1	9XW 184 107-261 Wiper 270 Blade	
1018 AK	130 kW		10/04→			
1022 A	160 kW		10/04→	Front; Length [in]: 26; L 650 mm; Quantity: 1	9XW 191 397-261 Wiper 273 Blade	
1022 AK	160 kW		10/04→			
1022 KO	160 kW		10/04→			
1024, 1024 L	175 kW		10/04→			
1024 AK	175 kW		10/04→			
1026, 1026 L	188 kW		10/04→			
1029, 1029 L	210 kW		10/04→			
1118 AF	130 kW		01/11→			
1216, 1216 L	115 kW		10/04→			
1222 AF	160 kW		10/04→			
1222 F	160 kW		10/04→			
1224, 1224 L	175 kW		10/04→			
1226 AF	188 kW		10/04→			
1226 F	188 kW		10/04→			
1229, 1229 L	210 kW		10/04→			
1315	110 kW		10/04→			
1322 A	160 kW		10/04→			
1322 AF	160 kW		10/04→			
1322 AK	160 kW		10/04→			
1322 F	160 kW		10/04→			
1322 LKO	160 kW		10/04→			
1324, 1324 L	175 kW		10/04→			
1324 LKO	175 kW		10/04→			
1326 AF	188 kW		10/04→			

Manufacturer - Model	Power	Displ.	Year of Constr.	Remark	Part Number	Page
MERCEDES-BENZ - ATEGO 2						10/04→
1326 F	188 kW		10/04→	LHD; Front; Length 1 [mm]: 650; Quantity: 1; with spoiler; without ball joint	9XW 168 957-001 Wiper 269	Blade
1329, 1329 L	210 kW		10/04→			
1329 AF	210 kW		10/04→	Front; L 650 mm; Quantity: 1	9XW 184 107-261 Wiper 270	Blade
1329 F	210 kW		10/04→			
1418	130 kW		10/04→	Front; Length [in]: 26; L 650 mm; Quantity: 1	9XW 191 397-261 Wiper 273	Blade
1418 K	130 kW		01/11→			
1518 AK	130 kW		10/04→			
1522 A	160 kW		10/04→			
1522 AF	160 kW		10/04→			
1522 AK	160 kW		10/04→			
1522 F	160 kW		10/04→			
1524, 1524 L	175 kW		10/04→			
1524 AK	175 kW		10/04→			
1526 AF	188 kW		10/04→			
1529, 1529 L	210 kW		10/04→			
1529 AF	210 kW		10/04→			
1529 F	210 kW		10/04→			
1618 K	130 kW		10/04→			
1622	160 kW		10/04→			
1622 K	160 kW		10/04→			
1624	175 kW		10/04→			
1624 K	175 kW		10/04→			
1629	210 kW		10/04→			
1718	130 kW		10/04→			
1718 K	130 kW		01/11→			
1725	180 kW		10/04→			
1725 A	180 kW		10/06→			
1725 K	180 kW		01/11→			
2425	180 kW		10/04→			
812 K	90 - 95 kW		10/04→			
815 F	100 kW		10/04→			
822 F	160 kW		10/04→			
824, 824 L	175 kW		10/04→			
826, 826 L	188 kW		10/04→			
829, 829 L	210 kW		10/04→			
915 K	112 kW		10/04→			
916, 916 L	115 kW		10/04→			
918 AF	130 kW		10/04→			
922 AF	160 kW		10/04→			
924, 924 L	175 kW		10/04→			
926, 926 L	188 kW		10/04→			
926 AF	188 kW		10/04→			
929, 929 L	210 kW		10/04→			
1015 K, 1016 K	112 - 115 kW		10/04→	elec.; Mono Pump; 24 V; with sensor for wash-water level	8TW 006 849-091 Water 268	Pump, window cleaning
1016, 1016 L	115 kW		10/04→			
1017 K, 1018 K	125 - 130 kW		10/04→	LHD; Front; Length 1 [mm]: 650; Quantity: 1; with spoiler; without ball joint	9XW 168 957-001 Wiper 269	Blade
1018, 1018 L	130 kW		10/04→			
1018 A	130 kW		10/04→	Front; L 650 mm; Quantity: 1	9XW 184 107-261 Wiper 270	Blade
1022, 1022 L	160 kW		10/04→			
1022 K	160 kW		10/04→	Front; Length [in]: 26; L 650 mm; Quantity: 1	9XW 191 397-261 Wiper 273	Blade
1023, 1023 L, 1024, 1024 L	170 - 175 kW		10/04→			
1023 A, 1024 A	170 - 175 kW		10/04→			
1024 K	175 kW		10/04→			
1215, 1215 L, 1216, 1216 L	112 - 115 kW		10/04→			
1216 K	115 kW		10/04→			
1218, 1218 L	130 kW		10/04→			
1218 K	130 kW		10/04→			
1222, 1222 L	160 kW		10/04→			
1222 K	160 kW		10/04→			
1223, 1223 L, 1224, 1224 L	170 - 175 kW		10/04→			
1224 K	175 kW		10/04→			
1226, 1226 L	188 kW		10/04→			
1228, 1228 L, 1229, 1229 L	205 - 210 kW		10/04→			
1318, 1318 L	130 kW		10/04→			
1318 A	130 kW		10/04→			
1318 AK	130 kW		10/04→			
1318 K	130 kW		10/04→			
1322, 1322 L	160 kW		10/04→			
1322 K	160 kW		10/04→			
1322 LS	160 kW		10/04→			
1323, 1323 L, 1324, 1324 L	170 - 175 kW		10/04→			
1323 A, 1324 A	170 - 175 kW		10/04→			
1323 LS, 1324 LS	170 - 175 kW		10/04→			
1324 AK	175 kW		10/04→			
1324 K	170 - 175 kW		10/04→			
1326, 1326 L	188 kW		10/04→			
1326 LS	188 kW		10/04→			
1328, 1328 L, 1329, 1329 L	205 - 210 kW		10/04→			
1328 LS, 1329 LS	205 - 210 kW		10/04→			
1419	136 kW		10/04→			
1518, 1518 L	130 kW		10/04→			

Manufacturer - Model	Power	Displ.	Year of Constr.	Remark	Part Number	Page
MERCEDES-BENZ - ATEGO 2						10/04→
1518 A	130 kW		10/04→	elec.; Mono Pump; 24 V; with sensor for wash-water level	8TW 006 849-091 Water Pump, window cleaning	268
1518 K	130 kW		10/04→			
1522, 1522 L	160 kW		10/04→	LHD; Front; Length 1 [mm]: 650; Quantity: 1; with spoiler; without ball joint	9XW 168 957-001 Wiper Blade	269
1522 K	160 kW		10/04→			
1523, 1523 L, 1524, 1524 L	170 - 175 kW		10/04→	Front; L 650 mm; Quantity: 1	9XW 184 107-261 Wiper Blade	270
1523 A, 1524 A	170 - 175 kW		10/04→			
1523 K, 1524 K	175 kW		10/04→	Front; Length [in]: 26; L 650 mm; Quantity: 1	9XW 191 397-261 Wiper Blade	273
1526, 1526 L	188 kW		10/04→			
1526 AK	188 kW		10/04→			
1526 K	188 kW		10/04→			
1528, 1528 L, 1529, 1529 L	205 - 210 kW		10/04→			
1529 AK	210 kW		10/04→			
1529 K	210 kW		10/04→			
1618	130 kW		10/04→			
1719	136 kW		10/04→			
1722	160 kW		10/04→			
1725 S	180 kW		01/07→			
1728 S	205 kW		01/07→			
1924 L	175 kW		10/04→			
1926 L	188 kW		10/04→			
1929 L	210 kW		10/04→			
2224 L	175 kW		10/04→			
2226 L	188 kW		10/04→			
2229 L	210 kW		10/04→			
2422	160 kW		10/04→			
2428	205 kW		10/04→			
2529 L	210 kW		10/04→			
712, 713	90 - 95 kW		10/04→			
715, 715 L, 716, 716 L	112 - 115 kW		10/04→			
812, 813	90 - 95 kW		10/04→			
815, 815 L, 816, 816 L	112 - 115 kW		10/04→			
815 K, 816 K	112 - 115 kW		10/04→			
816, 816 L	115 kW		10/04→			
818, 818 L	130 kW		10/04→			
818 K	130 kW		10/04→			
822, 822 L	160 kW		10/04→			
822 K	160 kW		10/04→			
823, 823 L, 824, 824 L	170 - 175 kW		10/04→			
824 K	175 kW		10/04→			
915, 915 L, 916, 916 L	112 - 115 kW		10/04→			
916 K	115 kW		10/04→			
918, 918 L	130 kW		10/04→			
918 K	130 kW		10/04→			
922, 922 L	160 kW		10/04→			
922 K	160 kW		10/04→			
923, 923 L, 924, 924 L	170 - 175 kW		10/04→			
924 K	175 kW		10/04→			
MERCEDES-BENZ - ATEGO						01/98→10/04
1014, 1014 L	100 kW		01/98→10/04	LHD; Front; Length 1 [mm]: 650; Quantity: 1; with spoiler; without ball joint	9XW 168 957-001 Wiper Blade	269
1014 K	100 kW		01/98→10/04			
1023 AK	170 kW		01/98→10/04	03/98→; Front; L 650 mm; Quantity: 1	9XW 184 107-261 Wiper Blade	270
1023 K	170 kW		01/98→10/04			
1214 K	100 kW		01/98→10/04	03/98→; Front; Length [in]: 26; L 650 mm; Quantity: 1	9XW 191 397-261 Wiper Blade	273
1223 K	170 kW		01/98→09/04			
1323 AK	170 kW		01/98→09/04			
1323 K	170 kW		01/98→09/04			
1517 AK	125 kW		01/98→10/04			
1528 AK	205 kW		01/98→09/04			
1528 K	205 kW		01/98→09/04			
914, 914 L	100 kW		01/98→10/04			
914 K	100 kW		01/98→10/04			
1017, 1017 L	125 kW		01/98→10/04	elec.; Mono Pump; 24 V; with sensor for wash-water level	8TW 006 849-091 Water Pump, window cleaning	268
1017 A	125 kW		01/98→10/04			
1017 AK	125 kW		01/98→10/04	LHD; Front; Length 1 [mm]: 650; Quantity: 1; with spoiler; without ball joint	9XW 168 957-001 Wiper Blade	269
1017 K	125 kW		01/98→10/04			
1017 KO, 1018 KO	125 - 130 kW		01/98→10/04	03/98→; Front; L 650 mm; Quantity: 1	9XW 184 107-261 Wiper Blade	270
1023, 1023 L	170 kW		01/98→10/04			
1214, 1214 L	100 kW		01/98→10/04	03/98→; Front; Length [in]: 26; L 650 mm; Quantity: 1	9XW 191 397-261 Wiper Blade	273
1215, 1215 L	112 kW		01/98→10/04			
1215 K	112 kW		01/98→10/04			
1217, 1217 L	125 kW		01/98→10/04			
1217 K	125 kW		01/98→10/04			
1217 KO	125 kW		01/98→10/04			
1223, 1223 L	170 kW		01/98→10/04			
1225 AF	180 kW		01/98→10/04			
1225 F	180 kW		01/98→10/04			
1228, 1228 L	205 kW		01/98→10/04			
1317, 1317 L	125 kW		01/98→10/04			
1317 A	125 kW		01/98→10/04			

Manufacturer - Model	Power	Displ.	Year of Constr.	Remark	Part Number	Page
MERCEDES-BENZ - ATEGO						01/98→10/04
1317 AK	125 - 130 kW		01/98→10/04	elec.; Mono Pump; 24 V; with sensor for wash-water level	8TW 006 849-091	Water 268 Pump, window cleaning
1317 K	125 kW		01/98→10/04			
1317 KO, 1317 LKO, 1318 KO, 1318 LKO	125 - 130 kW		01/98→10/04	LHD; Front; Length 1 [mm]: 650; Quantity: 1; with spoiler; without ball joint	9XW 168 957-001	Wiper 269 Blade
1323, 1323 L	170 kW		01/98→10/04			
1323 KO, 1323 LKO	170 kW		01/98→10/04			
1323 LS	170 kW		01/98→10/04			
1325 AF	180 kW		01/98→10/04			
1325 F	180 kW		01/98→10/04			
1328, 1328 L	205 kW		01/98→10/04			
1328 AF	205 kW		01/98→10/04			
1328 F	205 kW		01/98→10/04			
1328 LS	205 kW		01/98→10/04			
1517, 1517 L	125 kW		01/98→10/04			
1517 A	125 kW		01/98→10/04			
1517 K	125 kW		01/98→10/04			
1523, 1523 L	170 kW		01/98→10/04			
1523 A	170 kW		01/98→10/04			
1523 AK	170 kW		01/98→10/04			
1523 K	170 kW		01/98→10/04			
1525 AF	180 kW		01/98→10/04			
1528, 1528 L	205 kW		01/98→10/04			
1528 AF	205 kW		01/98→10/04			
1528 F	205 kW		01/98→10/04			
1823, 1823 L	170 kW		01/98→10/04			
712	90 kW		01/98→10/04			
714, 714 L	100 kW		01/98→10/04			
714 K	100 kW		01/98→10/04			
715, 715 L	112 kW		01/98→10/04			
717, 717 L	125 kW		01/98→10/04			
717 K	125 kW		01/98→10/04			
812	90 kW		01/98→10/04			
814, 814 L	100 kW		01/98→10/04			
814 K	100 kW		01/98→10/04			
815, 815 L	112 kW		01/98→10/04			
815, 815 L	112 kW		01/98→10/04			
815 F	112 - 115 kW		01/98→10/04			
815 K	112 kW		01/98→10/04			
817, 817 L	125 kW		01/98→10/04			
817 K	125 kW		01/98→10/04			
823, 823 L	170 kW		01/98→10/04			
823 K	170 kW		01/98→10/04			
917, 917 L	125 kW		01/98→10/04			
917 AF	125 - 128 kW		01/98→10/04			
917 K	125 kW		01/98→10/04			
923, 923 L	170 kW		01/98→10/04			
923 K	170 kW		01/98→10/04			
925 AF	180 kW		01/98→10/04			
1523 KO	170 kW		01/98→10/04	elec.; Mono Pump; 24 V; with sensor for wash-water level	8TW 006 849-091	Water 268 Pump, window cleaning
1823 AK	170 kW		04/98→10/04			
1823 K	170 kW		04/98→10/04	LHD; Front; Length 1 [mm]: 650; Quantity: 1; with spoiler; without ball joint	9XW 168 957-001	Wiper 269 Blade
1823 LS	170 kW		04/98→10/04			
1828, 1828 L	205 kW		04/98→10/04	Front; L 650 mm; Quantity: 1	9XW 184 107-261	Wiper 270 Blade
1828 A	205 kW		04/98→10/04			
1828 AK	205 kW		04/98→10/04			
1828 K	205 kW		04/98→10/04	Front; Length [in]: 26; L 650 mm; Quantity: 1	9XW 191 397-261	Wiper 273 Blade
1828 LS	205 kW		04/98→10/04			
2523 L	170 kW		04/98→10/04			
2528 L	205 kW		04/98→10/04			
2628	205 kW		04/98→10/04			
2628 B	205 kW		04/98→10/04			
2628 K	205 kW		04/98→10/04			
1923 L	170 kW		04/98→10/04	LHD; Front; Length 1 [mm]: 650; Quantity: 1; with spoiler; without ball joint	9XW 168 957-001	Wiper 269 Blade
1928 L	205 kW		04/98→10/04			
2223 L	170 kW		04/98→10/04	Front; L 650 mm; Quantity: 1	9XW 184 107-261	Wiper 270 Blade
2228 L	205 kW		04/98→10/04	Front; Length [in]: 26; L 650 mm; Quantity: 1	9XW 191 397-261	Wiper 273 Blade
MERCEDES-BENZ - AXOR 2						10/04→
1823, 1823 L, 1824, 1824 L, LL	170 - 175 kW		10/04→	elec.; Mono Pump; 24 V; with sensor for wash-water level	8TW 006 849-091	Water 268 Pump, window cleaning
1823 AK, 1824 AK	170 - 175 kW		10/04→			
1823 K, 1823 KL, 1824 K	170 - 175 kW		10/04→	Front; L 650 mm; Quantity: 1	9XW 184 107-261	Wiper 270 Blade
1823 LS, 1824 LS	170 - 175 kW		10/04→			
1824 A	170 - 175 kW		10/04→			
1826, 1826 L, LL	188 kW		10/04→	Front; Length [in]: 26; L 650 mm; Quantity: 1	9XW 191 397-261	Wiper 273 Blade
1826 AK	188 kW		10/04→			
1826 K	188 kW		10/04→			
1826 LS	188 kW		10/04→			
1828, 1828 L, 1829, 1829 L, LL	205 - 210 kW		10/04→			

Manufacturer - Model	Power	Displ.	Year of Constr.	Remark	Part Number	Page
MERCEDES-BENZ - AXOR 2						10/04→
1828 A, 1829 A	205 - 210 kW		10/04→	elec.; Mono Pump; 24 V; with sensor for wash-water level	8TW 006 849-091 Water 268 Pump, window cleaning	
1828 AK, 1829 AK	205 - 210 kW		10/04→			
1828 K, 1828 KL, 1829 K	205 - 210 kW		10/04→	Front; L 650 mm; Quantity: 1	9XW 184 107-261 Wiper 270 Blade	
1828 LS	205 kW		10/04→			
1829 LS	210 kW		10/04→	Front; Length [in]: 26; L 650 mm; Quantity: 1	9XW 191 397-261 Wiper 273 Blade	
1833, 1833 L, LL	240 kW		10/04→			
1833 A	240 kW		10/04→			
1833 AK	240 kW		10/04→			
1833 K	240 kW		10/04→			
1833 LS	240 kW		10/04→			
1836 LS, LLS	265 kW		10/04→			
1840 LS, LLS	295 kW		10/04→			
1843 LS, LLS	315 kW		10/04→			
1933	240 kW		10/04→			
2436 LS, 2536 LS	265 kW		10/04→			
2440 LS, 2540 LS	295 kW		10/04→			
2443 LS, 2543 LS	315 kW		10/04→			
2528 L, 2529 L	205 - 210 kW		10/04→			
2533, 2533 L	240 kW		10/04→			
2535 L, 2536 L, 2536 LL	260 - 265 kW		10/04→			
2535 S, 2535 LS	260 kW		10/04→			
2540 L, LL	295 kW		10/04→			
2540 S, 2540 LS	295 kW		10/04→			
2543 L, LL	315 kW		10/04→			
2543 S, 2543 LS	315 kW		10/04→			
2628, 2629	205 - 210 kW		10/04→			
2628 B, 2629 B	205 - 210 kW		10/04→			
2628 K, 2629 K	205 - 210 kW		10/04→			
2633	240 kW		10/04→			
2633 B	240 kW		10/04→			
2633 K	240 kW		10/04→			
2635 B	260 kW		10/05→			
2636	265 kW		10/04→			
2636 B	265 kW		10/04→			
2636 K	265 kW		10/04→			
2640	295 kW		10/04→			
2640 B	295 kW		10/04→			
2640 K	295 kW		10/04→			
2640 S	295 kW		10/04→			
2643	315 kW		10/04→			
2643 B	315 kW		10/04→			
2643 K	315 kW		10/04→			
2828 K	205 kW		10/04→			
3235	260 kW		10/04→			
3236 B	265 kW		10/04→			
3236 K	265 kW		10/04→			
3240	295 kW		03/05→			
3240 B	295 kW		10/04→			
3240 K	295 kW		10/04→			
3243	315 kW		10/04→			
3243 B	315 kW		10/04→			
3243 K	315 kW		10/04→			
3335	260 kW		10/04→			
3335 B	260 kW		10/04→10/05			
3340	295 kW		10/04→			
3340 B	295 kW		10/04→10/05			
3340 K	295 kW		10/04→			
3343	315 kW		10/04→			
3343 B	315 kW		10/04→			
3343 K	315 kW		01/11→			
3343 S	315 kW		01/11→			
4135 B	260 kW		10/05→			
4140	295 kW		01/11→			
4144	315 kW		01/11→			
1835 LS	260 kW		01/11→	Front; L 650 mm; Quantity: 1	9XW 184 107-261 Wiper 270 Blade	
1933 S	240 kW		01/11→			
2035 S	260 kW		01/11→	Front; Length [in]: 26; L 650 mm; Quantity: 1	9XW 191 397-261 Wiper 273 Blade	
2040 S	295 kW		01/11→			
2044 S	315 kW		01/11→			
2523	170 kW					
2528 K, 2528 KL	205 kW		01/11→			
2644 S	315 kW		01/11→			
2831	225 kW		01/11→			
3028 B	205 kW					
3028 K	205 kW					
3228	205 kW					
3335 K	260 kW		06/09→			
3335 S	260 kW		09/08→			
3340 S	295 kW		06/09→			
3344 K	315 kW		01/11→			
3535 K	260 kW		06/09→			

Manufacturer - Model	Power	Displ.	Year of Constr.	Remark	Part Number	Page
MERCEDES-BENZ - AXOR 2						10/04→
4135 K	260 kW		06/09→	Front; L 650 mm; Quantity: 1	9XW 184 107-261 Wiper 270 Blade	
4140 B	295 kW					
4140 K	295 kW		06/09→	Front; Length [in]: 26; L 650 mm; Quantity: 1	9XW 191 397-261 Wiper 273 Blade	
4143 B	315 kW					
4143 K	315 kW					
4143 K	315 kW		06/09→			
MERCEDES-BENZ - AXOR						01/02→10/04
1823	170 kW		01/02→10/04	elec.; Mono Pump; 24 V; with sensor for wash-water level	8TW 006 849-091 Water 268 Pump, window cleaning	
1823 K	170 kW		01/02→10/04			
1835 LS	260 kW		01/02→10/04	Front; L 650 mm; Quantity: 1	9XW 184 107-261 Wiper 270 Blade	
1840 LS	295 kW		01/02→10/04			
1843 LS	315 kW		01/02→10/04	Front; Length [in]: 26; L 650 mm; Quantity: 1	9XW 191 397-261 Wiper 273 Blade	
2523	170 kW		01/02→10/04			
2523 K	170 kW		01/02→10/04			
2528	205 kW		01/02→10/04			
2535 LS	260 kW		01/02→10/04			
2540 LS	295 kW		01/02→10/04			
2543 LS	315 kW		01/02→10/04			
2623 L	170 kW		01/02→10/04			
2628 B	205 kW		01/02→10/04			
2628 K	205 kW		01/02→10/04			
2628 L	205 kW		01/02→10/04			
3228 C	205 kW		01/02→10/04			
MERCEDES-BENZ - ECONIC						01/98→
1823 L, 1823 LL	170 kW		03/98→	V 202043-; elec.; Mono Pump; 24 V; with sensor for washwater level	8TW 006 849-091 Water 268 Pump, window cleaning	
1829 LS	210 kW		10/07→			
1833 LS	240 kW		10/07→			
2633 L	240 kW		10/01→			
1824 L, 1824 LL	175 kW		10/06→	elec.; Mono Pump; 24 V; with sensor for wash-water level	8TW 006 849-091 Water 268 Pump, window cleaning	
1829 L, 1829 LL	210 kW		10/06→			
1833 L, 1833 LL	240 kW		10/06→			
2629 L, 2629 LL	210 kW					
2629 L, 2629 LL	210 kW		10/01→			
2633 L, 2633 LL	240 kW					
2633 LL	240 kW					
1828 L	205 kW		10/00→	V 202043-; elec.; Mono Pump; 24 V; with sensor for washwater level	8TW 006 849-091 Water 268 Pump, window cleaning	
1828 L, 1828 LL	205 kW		03/98→			
1828 LS	205 kW		10/04→	Front; L 600 mm; Quantity: 1	9XW 184 107-241 Wiper 270 Blade	
2628 L	205 kW		10/00→			
2628 L	205 kW		10/01→			
2628 LL	205 kW		03/98→			
1828 L, 1828 LL	205 kW			elec.; Mono Pump; 24 V; with sensor for wash-water level	8TW 006 849-091 Water 268 Pump, window cleaning	
1828 LLS	205 kW					
2628 LL	205 kW		01/98→	Front; L 600 mm; Quantity: 1	9XW 184 107-241 Wiper 270 Blade	
MERCEDES-BENZ - LK/LN2						01/84→12/98
1114,1114 L	95 - 100 kW		01/84→12/98	Mono Pump; 24 V	8TW 005 496-051 Water 268 Pump, window cleaning	
1114 A	96 - 102 kW		02/87→12/98			
1114 AK	95 - 100 kW		02/87→12/98	Front; L 600 mm; Quantity: 1	9XW 184 107-241 Wiper 270 Blade	
1114 K	95 - 100 kW		03/84→12/98			
1114 S	95 - 100 kW		03/84→12/98	Front; Length [in]: 24; L 600 mm; Quantity: 1	9XW 191 397-241 Wiper 272 Blade	
1117,1117 L	116 - 125 kW		01/84→12/98			
1117,1117 L	125 kW		03/96→12/98			
1117 A	116 - 125 kW		06/87→12/98	Front; Length 1 [mm]: 600; Quantity: 1	9XW 862 056-001 Wiper 277 Blade	
1117 AK	125 kW		04/84→12/98			
1117 K	116 - 125 kW		04/84→12/98			
1117 K	125 kW		03/96→12/98			
1117 LO	125 kW		03/96→12/98			
1117 O,1117 LO	116 - 125 kW		01/84→12/98			
1117 S	125 kW		03/96→12/98			
1117 S,1117 LS	116 - 125 kW		01/84→12/98			
1120,1120 L	148 - 155 kW		01/84→12/98			
1120 AF	150 - 155 kW		02/87→12/98			
1120 F	150 - 155 kW		02/90→12/98			
1120 L	125 kW		08/84→12/98			
1120 O,1120 LO	150 - 155 kW		01/84→12/98			
1120 S,1120 LS	148 - 155 kW		01/84→12/98			
1124 AF	177 kW		03/92→12/98			
1124 F	155 - 177 kW		03/92→12/98			
1214 A	100 kW		01/84→12/98			
1314 AK	95 - 100 kW		06/87→12/98			
1317,1317 L	125 kW		03/96→12/98			
1317 AK	155 kW		12/92→12/98			
1317 K	125 kW		03/96→12/98			
1317 KO	116 - 125 kW		03/94→12/98			
1317 KO	125 kW		03/96→12/98			

Manufacturer - Model	Power	Displ.	Year of Constr.	Remark	Part Number	Page
MERCEDES-BENZ - LK/LN2					01/84→12/98	
1317 LS	125 kW		03/96→12/98	Mono Pump; 24 V	8TW 005 496-051	Water 268
1320 AK	155 kW		12/92→12/98			Pump, window cleaning
1320 L	177 kW		12/92→12/98	Front; L 600 mm; Quantity: 1	9XW 184 107-241	Wiper 270
1324,1324 L	170 - 177 kW		01/84→12/98			Blade
1324 L	150 kW		01/91→12/98	Front; Length [in]: 24; L 600 mm; Quantity: 1	9XW 191 397-241	Wiper 272
1324 S,1324 LS	170 - 177 kW		01/84→12/98			Blade
1514,1514 L	95 - 100 kW		01/84→12/98	Front; Length 1 [mm]: 600; Quantity: 1	9XW 862 056-001	Wiper 277
1514 K	95 - 100 kW		01/89→12/98			Blade
1517,1517 L	116 - 125 kW		01/84→12/98			
1517,1517 L	125 kW		03/96→12/98			
1517 K	116 - 125 kW		01/89→12/98			
1517 K	125 kW		03/96→12/98			
1520,1520 L	150 - 155 kW		01/84→12/98			
1524,1524 L	170 - 177 kW		01/84→12/98			
1724	170 kW		01/84→12/98			
2020 L	148 - 150 kW		01/84→12/98			
2024 L	177 kW		01/84→12/98			
711	77 kW		03/94→12/98			
711	90 kW		03/96→12/98			
811	77 kW		03/94→12/98			
811	90 kW		03/96→12/98			
811 K	77 kW		03/94→12/98			
811 K	90 kW		03/96→12/98			
814,814L	100 kW		03/96→12/98			
814,814 L	103 kW		01/84→12/98			
814 F	100 kW		03/96→12/98			
814 F	103 kW		03/94→12/98			
814 K	100 kW		03/96→12/98			
814 K	103 kW		03/94→12/98			
814 LO	100 kW		03/96→12/98			
814 O, 814 LO	95 - 100 kW		01/84→12/98			
814 S	100 kW		03/96→12/98			
814 S	103 kW		03/94→12/98			
817,817 L	125 kW		03/96→12/98			
817 F	125 kW		03/96→12/98			
817 K	125 kW		03/96→12/98			
817 LO	125 kW		03/96→12/98			
817 S,817 LS	125 kW		03/96→12/98			
914 AK	95 - 100 kW		02/87→12/98			
914 AK	125 kW		02/87→12/98			
914 KO	95 - 100 kW		01/87→12/98			
917	125 kW		03/94→12/98			
917	125 kW		03/96→12/98			
917 AF	116 - 125 kW		02/87→12/98			
917 AK	125 kW		03/94→12/98			
917 K	125 kW		03/94→12/98			
917 K	125 kW		03/96→12/98			
917 KO	125 kW		03/94→12/98			
917 KO	125 kW		03/96→12/98			
O 1114 ,O 1114 L	95 - 100 kW		01/84→12/98			
O 814, O 814 L	103 kW		01/84→12/98			
1217 KO	125 kW		03/94→12/98	Mono Pump; 24 V	8TW 005 496-051	Water 268
1314	95 - 100 kW		07/84→12/98			Pump, window cleaning
1314 K	95 - 100 kW		07/84→12/98	09/86→; Front; L 600 mm; Quantity: 1	9XW 184 107-241	Wiper 270
1314 KO	95 - 100 kW		07/84→12/98			Blade
1317,1317 L	116 - 125 kW		01/84→12/98	09/86→; Front; Length [in]: 24; L 600 mm; Quantity: 1	9XW 191 397-241	Wiper 272
1317 AK	116 - 125 kW		08/84→12/98			Blade
1317 K	125 kW		07/84→12/98	09/86→; Front; Length 1 [mm]: 600; Quantity: 1	9XW 862 056-001	Wiper 277
1317 S,1317 LS	116 - 125 kW		01/84→12/98			Blade
1320,1320 L	125 kW		01/84→12/98			
1320,1320 L	148 - 155 kW		01/84→12/98			
1320 S,1320 LS	148 - 155 kW		01/84→12/98			
709	63 - 66 kW		03/84→12/98			
709 K	63 - 66 kW		03/84→10/90			
809	63 - 66 kW		03/84→12/98			
809 K	63 - 66 kW		03/84→12/98			
814,814L	95 - 100 kW		01/84→12/98			
814 F	95 - 100 kW		05/86→12/98			
814 K	95 - 100 kW		03/84→12/98			
814 S	95 - 100 kW		03/84→12/98			
817,817 L	116 - 125 kW		01/84→12/98			
817 F	116 - 125 kW		03/84→12/98			
817 K	116 - 125 kW		01/86→12/98			
817 O, 817 LO	116 - 125 kW		01/84→12/98			
817 S,817 LS	116 - 125 kW		01/84→12/98			
914	95 - 100 kW		03/84→12/98			
914 K	95 - 100 kW		03/84→12/98			

Manufacturer - Model	Power	Displ.	Year of Constr.	Remark	Part Number	Page		
MERCEDES-BENZ - LP						09/63→		
LP 1013	124 kW		11/76→12/84	01/70→; Front; Length 1 [mm]: 500; Quantity: 1	9XW 862 052-001 Wiper 276 Blade			
LP 1013, LPL 1013	96 kW		11/76→12/84					
LP 1113, LPL 1113	96 kW		01/80→12/84					
LP 608, LPL 608	63 kW		09/63→12/84					
LP 911 B	81 - 124 kW		01/67→03/77					
LP 913, LPL 913	96 kW		09/63→12/84					
LPK 1013	96 kW		11/76→12/84					
LPK 608	63 kW		10/69→10/77					
LPK 913	96 kW		01/67→12/84					
LPKF 608	63 kW		09/63→12/84					
LPKO 608	63 kW		02/66→07/77					
LPO 608	63 kW		10/69→10/77					
LPO 808, LPO 809	63 kW		09/67→10/77					
LPO 811	96 kW		10/69→					
LPS 608, LPLS 608	63 kW		09/63→12/84					
LPS 911 B	81 kW		01/67→03/77					
LPS 913	96 kW		10/69→12/84					
LP 709, LPL 709	63 kW		09/63→12/84	Front; Length 1 [mm]: 500; Quantity: 1	9XW 862 052-001 Wiper 276 Blade			
LP 808, LPL 808	63 kW		09/63→12/84					
LP 809, LPL 808, LPL 809	63 kW		09/63→12/84					
LP 813, LPL 813	96 kW		09/63→12/84					
LPK 1113	96 kW		01/81→					
LPK 709	63 kW		11/77→12/84					
LPK 808	63 kW		10/69→10/77					
LPK 809	63 kW		11/77→12/84					
LPK 811	81 kW		03/73→12/84					
LPK 813	96 kW		03/73→12/84					
LPKF 709	63 kW		11/77→12/84					
LPKF 808, LPKF 809	63 kW		10/69→10/77					
LPO 709	63 kW		11/77→12/84					
LPS 709, LPLS 709	63 kW		09/63→12/84					
LPS 811	81 kW		10/69→02/73					
LPS 813, LPLS 813	96 kW		09/63→12/84					
LP 811	81 kW		10/69→02/73			Front; Length 1 [mm]: 500; Quantity: 1	9XW 862 052-001 Wiper 276 Blade	
				01/70→; Front; Length 1 [mm]: 500; Quantity: 1	9XW 862 052-001 Wiper 276 Blade			
MERCEDES-BENZ - MB-TRAC						07/73→12/91		
1000	70 kW		12/82→12/87	Front; L 500 mm; Quantity: 1	9XW 184 107-201 Wiper 269 Blade			
1000, 1100	74 - 81 kW		02/87→12/91					
1100	81 kW		03/79→08/87	Front; Length [in]: 20; L 500 mm; Quantity: 1	9XW 191 397-201 Wiper 272 Blade			
1300	92 kW		03/76→08/87					
1300 Turbo, 1400 Turbo	92 - 100 kW		02/82→12/91	Front; Length 1 [mm]: 500; Quantity: 1	9XW 862 052-001 Wiper 276 Blade			
1500	110 kW		07/80→12/87					
1600 Turbo	115 kW		06/90→12/91					
1800	132 kW		06/90→12/91					
65/70, 700, 800	48 - 55 kW		07/73→12/91					
700, 800	50 - 57 kW		02/87→12/91					
900	63 kW		09/81→12/91					
900	66 kW		03/87→12/91					
MERCEDES-BENZ - MK						12/87→09/96		
1222	160 - 165 kW		07/89→08/94			Front; L 650 mm; Quantity: 1	9XW 184 107-261 Wiper 270 Blade	
1222 A, 1222 LA	160 - 165 kW		09/89→07/94					
1222 AF	160 - 165 kW		09/89→09/93			Front; Length [in]: 26; L 650 mm; Quantity: 1	9XW 191 397-261 Wiper 273 Blade	
1222 F	160 - 165 kW		07/89→08/94					
1222 S, 1222 LS	160 - 165 kW		07/89→08/94					
1224 AF	170 - 177 kW		02/93→09/96					
1224 AF	180 kW		02/93→09/96					
1224 F	177 kW		07/89→08/94					
1226 AF	180 - 200 kW		02/93→09/96					
1226 AF	195 - 218 kW		02/90→09/93					
1226 AF	250 kW		02/93→09/96					
1227 A	200 kW		01/92→07/92					
1227 AF, 1227 LAF	200 kW		01/92→07/92					
1231 AF	230 kW		01/92→09/96					
1234 AF	250 kW		01/92→09/96					
1417	121 - 129 kW		07/89→09/96					
1417 K	121 - 125 kW		07/89→09/96					
1420 AK	155 kW		09/89→09/96					
1422	230 kW		02/93→08/94					
1422, 1422 L	160 - 165 kW		12/87→09/96					
1422 F	160 - 165 kW		07/89→09/93					
1422 F	177 kW		03/93→08/94					
1422 F	180 - 230 kW		02/93→08/94					
1422 LS	200 kW		02/93→08/94					
1422 S, 1422 LS	160 - 165 kW		12/87→09/96					
1424	177 kW		07/89→09/96					

Manufacturer - Model	Power	Displ.	Year of Constr.	Remark	Part Number	Page
MERCEDES-BENZ - MK						12/87→09/96
1424,1424 L	180 - 200 kW		12/87→09/96	Front; L 650 mm; Quantity: 1	9XW 184 107-261 Wiper 270 Blade	
1424 S,1424 LS	180 - 200 kW		12/87→09/96			
1426 S,1426 LS	191 - 195 kW		12/87→09/96	Front; Length [in]: 26; L 650 mm; Quantity: 1	9XW 191 397-261 Wiper 273 Blade	
1427	200 kW		02/93→09/96			
1427 F	200 kW		02/93→09/96			
1427 L	200 kW		12/87→09/96			
1427 S, 1427 LS	200 kW		02/93→09/96			
1429 AF	213 kW		01/92→09/96			
1431	213 kW		12/87→08/96			
1431	230 kW		12/87→08/96			
1431 F	230 kW		12/87→08/96			
1624 S	180 kW		12/87→09/96			
1627 AF	195 kW		01/92→09/96			
1717,1717 L	129 kW		12/87→09/96			
1717 AK	129 kW		09/89→08/94			
1717 K	129 kW		09/89→08/94			
1720,1720 L	150 - 155 kW		12/87→09/96			
1720 L	151 - 153 kW		12/88→08/94			
1720 S	155 kW		02/90→08/94			
1722	153 kW		08/88→08/94			
1722	218 kW		12/88→08/94			
1722,1722 L, 1722 LL	151 - 165 kW		12/87→09/96			
1722, 1722 L, 1722 LL	160 - 165 kW		08/88→08/94			
1722 AK	177 kW		12/88→08/94			
1722 AK	200 kW		12/88→08/94			
1722 K	153 - 165 kW		12/88→08/94			
1722 K	230 kW		12/88→08/94			
1722 L	150 kW		12/88→08/94			
1722 S	153 - 165 kW		12/88→08/94			
1726,1726 L, 1726 LL	195 - 218 kW		12/87→09/96			
1726 AK	195 kW		06/89→08/94			
1726 K	195 kW		12/88→08/94			
1726 L, 1726 LL	250 kW		12/88→08/94			
1726 S,1726 LS	195 - 218 kW		12/87→09/96			
1727 L	200 kW		12/88→08/94			
1729 LS	213 kW		12/87→09/96			
1733,1733 L, 1734 L	243 - 250 kW		12/87→09/96			
1733 S,1733 LS	243 - 249 kW		12/87→09/96			
1820,1820 L	155 kW		12/87→09/96			
1820 AK	155 kW		07/93→09/96			
1820 K	155 kW		05/92→09/96			
1824	180 kW		01/94→09/96			
1824,1824 L	180 kW		12/87→09/96			
1824 AK	177 kW		08/92→09/96			
1824 AK	180 kW		08/92→09/96			
1824 AK	180 - 230 kW		01/94→09/96			
1824 K	180 kW		08/92→09/96			
1824 K	180 kW		01/94→09/96			
1827,1827 L	200 kW		12/87→09/96			
1827 AK	200 kW		08/92→09/96			
1827 K	200 kW		01/94→09/96			
1827 S,1827 LS	200 kW		12/87→09/96			
1831,1831 L	230 kW		12/87→09/96			
1831 K	230 kW		12/88→08/94			
1831 K	280 kW		12/88→08/94			
1831 S,1831 LS	230 kW		12/87→09/96			
1834,1834 L	250 kW		12/87→09/96			
1834 S,1834 LS	250 kW		12/87→09/96			
2320 L	155 kW		12/87→09/96			
2327 L	200 kW		12/87→09/96			
2420,2420 L	150 - 155 kW		12/87→09/96			
2422	160 kW		09/89→08/94			
2422,2422 L	153 - 165 kW		12/87→09/96			
2422, 2422 L	151 - 153 kW		09/89→08/94			
2422, 2422 L	160 - 165 kW		09/89→08/94			
2422 B	160 - 165 kW		09/89→08/94			
2422 K	160 - 165 kW		09/89→08/94			
2422 L	153 kW		12/87→09/96			
2422 L	160 - 170 kW		12/87→09/96			
2426	195 kW		12/87→09/96			
2426	195 kW		01/90→08/94			
2426, 2426 L	195 kW		02/90→08/94			
2426 B	195 kW		02/90→08/94			
2426 L	195 kW		12/87→09/96			
2426 L	200 - 230 kW		02/90→08/94			
2426 L	250 kW		02/90→08/94			
2427 B	200 kW		02/90→08/94			
2427 B	210 kW		02/90→08/94			
2427 L	200 kW		12/87→09/96			
2433,2433 L, 2434 L	243 - 250 kW		12/87→09/96			
2433 K	249 kW		09/89→07/92			

Manufacturer - Model	Power	Displ.	Year of Constr.	Remark	Part Number	Page
MERCEDES-BENZ - MK					12/87→09/96	
2433 L	230 kW		12/87→09/96	Front; L 650 mm; Quantity: 1	9XW 184 107-261 Wiper 270 Blade	
2433 L	243 kW		12/87→09/96			
2433 S	243 - 250 kW		12/87→09/96	Front; Length [in]: 26; L 650 mm; Quantity: 1	9XW 191 397-261 Wiper 273 Blade	
2433 S,2433 LS	243 - 249 kW		12/87→09/96			
2522 L	153 kW		12/87→09/96			
2522 L	165 kW		12/87→09/96			
2524	180 kW		06/92→09/96			
2524	180 kW		01/94→09/96			
2524,2524 L	180 kW		12/87→09/96			
2524,2524 L	180 - 200 kW		12/87→09/96			
2524 K	180 kW		06/92→09/96			
2524 K	180 kW		01/94→09/96			
2524 L	180 kW		12/87→09/96			
2527	200 kW		10/93→09/96			
2527	200 kW		01/94→09/96			
2527 B	200 kW		03/91→09/96			
2527 B	200 kW		01/94→09/96			
2527 K	200 kW		10/93→09/96			
2527 K	200 kW		01/94→09/96			
2527 L	195 kW		03/91→08/94			
2527 L	200 kW		12/87→09/96			
2527 L	200 - 230 kW		01/94→09/96			
2531,2531 L	230 kW		12/87→09/96			
2531 B	230 kW		12/87→09/96			
2531 L	230 kW		12/87→09/96			
2531 L	250 kW		12/87→09/96			
2534,2534 L	250 kW		12/87→09/96			
2534 K	250 kW		01/91→09/96			
2534 L	230 kW		12/87→09/96			
2534 L	250 kW		12/87→09/96			
2534 S,2534 LS	250 kW		12/87→09/96			
3231 L	230 kW		12/87→09/96			
1417 A	121 - 129 kW		09/89→09/96	→07/92; Front; L 650 mm; Quantity: 1	9XW 184 107-261 Wiper 270 Blade	
1417 AK	121 - 129 kW		09/89→09/96			
				→07/92; Front; Length [in]: 26; L 650 mm; Quantity: 1	9XW 191 397-261 Wiper 273 Blade	
1420,1420 L	155 kW		12/87→09/96	→06/93; Front; L 650 mm; Quantity: 1	9XW 184 107-261 Wiper 270 Blade	
1420 AK	160 - 165 kW		09/89→09/96			
1420 LS	155 kW		02/90→09/96	→06/93; Front; Length [in]: 26; L 650 mm; Quantity: 1	9XW 191 397-261 Wiper 273 Blade	
1726 LL	200 kW		12/87→09/96			
1729	210 - 218 kW		12/87→09/96			
1824	180 kW		08/92→09/96			
1926	195 kW		12/87→09/96			
2429	210 - 218 kW		12/87→09/96			
1722 AK	151 - 165 kW		12/88→08/94	02/91→; Front; L 650 mm; Quantity: 1	9XW 184 107-261 Wiper 270 Blade	
				02/91→; Front; Length [in]: 26; L 650 mm; Quantity: 1		
2431	230 kW		12/87→09/96	Front; L 650 mm; Quantity: 1	9XW 184 107-261 Wiper 270 Blade	
				→06/93; Front; L 650 mm; Quantity: 1		
				Front; Length [in]: 26; L 650 mm; Quantity: 1	9XW 191 397-261 Wiper 273 Blade	
				→06/93; Front; Length [in]: 26; L 650 mm; Quantity: 1	9XW 191 397-261 Wiper 273 Blade	
2527 L	200 - 230 kW		09/92→09/96	→08/94; Front; L 650 mm; Quantity: 1	9XW 184 107-261 Wiper 270 Blade	
				→08/94; Front; Length [in]: 26; L 650 mm; Quantity: 1		
MERCEDES-BENZ - NG					08/73→09/96	
1013	96 kW		02/76→12/84	Front; L 700 mm; Quantity: 1	9XW 184 107-281 Wiper 270 Blade	
1013 A	96 kW		02/76→12/86			
1013 AK	96 kW		02/76→12/84	Front; Length [in]: 28; L 700 mm; Quantity: 1	9XW 191 397-281 Wiper 273 Blade	
1013 K	96 kW		02/76→12/84			
1013 KO	96 kW		02/76→12/84			
1013 S	96 kW		02/76→12/84			
1017	124 kW		11/75→02/91			
1017 A	124 kW		11/75→02/91			
1017 AF	124 kW		11/75→09/85			
1017 AK	124 kW		02/76→12/84			
1017 AS	124 kW		04/77→09/85			
1017 K	124 kW		02/76→12/84			
1017 KO,1017 F	124 kW		08/73→09/96			
1017 S,1017 LS	124 kW		08/73→09/96			
1019 AF	141 - 141 kW		01/79→12/82			
1019 AF	144 kW		01/79→12/82			

Manufacturer - Model	Power	Displ.	Year of Constr.	Remark	Part Number	Page
MERCEDES-BENZ - NG						08/73→09/96
1019 F	141 kW		01/79→12/82	Front; L 700 mm; Quantity: 1	9XW 184 107-281 Wiper 270 Blade	
1213	96 kW		09/75→05/86			
1213 A	96 kW		09/75→05/86	Front; Length [in]: 28; L 700 mm; Quantity: 1	9XW 191 397-281 Wiper 273 Blade	
1213 AK	96 kW		09/75→05/86			
1213 AKO	96 kW		09/75→05/86			
1213 AS	96 kW		09/75→05/86			
1213 K	96 kW		09/75→05/86			
1213 KO	96 kW		09/75→05/86			
1213 S	96 kW		09/75→05/86			
1217,1217 L	124 kW		08/73→09/96			
1217 A	124 kW		09/75→09/85			
1217 AK	124 kW		09/75→09/85			
1217 AS	124 kW		09/75→09/85			
1217 K	124 kW		09/75→12/84			
1217 KO	124 kW		09/75→09/85			
1217 S,1217 LS	124 kW		08/73→09/96			
1219	141 kW		09/75→09/84			
1219 A	141 kW		09/75→12/82			
1219 AF	141 kW		09/75→09/84			
1219 AK	141 kW		09/75→12/84			
1219 F	141 kW		09/75→09/84			
1219 K	141 kW		09/75→09/84			
1219 S	141 kW		09/75→09/84			
1222	159 kW		07/82→02/90			
1222 A	159 kW		05/82→10/90			
1222 AF	159 kW		05/82→12/91			
1222 F	159 kW		05/82→12/91			
1222 S	159 kW		07/82→02/90			
1225 AF	206 kW		05/82→12/91			
1228 AF	206 kW		05/82→12/91			
1413	96 kW		09/75→12/84			
1413 A	96 kW		09/75→12/84			
1413 AK	96 kW		09/75→12/84			
1413 AKO	96 kW		09/75→12/84			
1413 K	96 kW		09/75→12/84			
1413 KO	96 kW		09/75→12/84			
1414	100 kW		04/84→03/91			
1414 K	100 kW		04/84→03/91			
1417	124 kW		05/75→12/84			
1417 A	124 kW		05/75→12/84			
1417 AK	124 kW		05/75→12/84			
1417 AKO	124 kW		05/75→12/84			
1417 C	125 kW		04/84→03/91			
1417 CA	125 kW		04/84→03/91			
1417 CAK	125 kW		04/84→03/91			
1417 CK	125 kW		04/84→03/91			
1417 K	124 kW		05/75→12/84			
1417 KO	124 kW		05/75→12/84			
1419,1419 L	141 kW		08/73→09/96			
1419 AK	141 kW		05/75→12/84			
1419 AS	141 kW		05/75→12/82			
1419 C,1419 CL	141 kW		08/73→09/96			
1419 F	141 kW		05/75→12/82			
1419 K	141 kW		05/75→12/82			
1419 S,1419 LS	141 kW		08/73→09/96			
1420,1420 L	150 kW		08/73→09/96			
1420 LS	150 kW		07/85→03/91			
1422,1422 L	159 kW		08/73→09/96			
1422 F	159 kW		05/82→10/90			
1422 S, 1422 LS	159 kW		08/73→09/96			
1424,1424 L	176 kW		08/73→09/96			
1424 F	176 kW		07/75→01/87			
1424 K	176 kW		07/75→01/87			
1424 S,1424 LS	176 kW		08/73→09/96			
1425 S,1425 LS	184 kW		08/73→09/96			
1429 AF	213 kW		08/73→09/96			
1922	159 kW		10/81→10/90			
1922 AK	159 kW		10/81→03/91			
1922 K	159 kW		10/81→03/91			
1922 S	159 kW		10/81→03/91			
2025 S	184 kW		08/83→03/91			
2026 S	188 kW		10/76→10/80			
2028 A	206 kW		01/80→06/89			
2032 S	235 kW		08/75→09/83			
2028 A	260 kW		01/80→06/89			
2433	243 kW		10/80→09/96			
2626	188 kW		06/75→03/81			
2626 A	188 kW		06/75→03/81			
2626 AB	188 kW		05/74→12/80			
2626 AK	188 kW		08/73→12/81			
2626 AS	188 kW		06/75→03/81			

Manufacturer - Model	Power	Displ.	Year of Constr.	Remark	Part Number	Page
MERCEDES-BENZ - NG					08/73→09/96	
2626 B	188 kW		05/74→12/80	Front; L 700 mm; Quantity: 1	9XW 184 107-281 Wiper 270 Blade	
2626 K	188 kW		08/73→03/81			
2626 S	188 kW		06/75→03/81	Front; Length [in]: 28; L 700 mm; Quantity: 1	9XW 191 397-281 Wiper 273 Blade	
2628	206 kW		02/80→03/91			
2628 A	206 kW		02/80→03/91			
2628 A	331 kW		01/90→03/91			
2628 AK	206 kW		02/80→03/91			
2628 AS	206 kW		02/80→03/91			
2628 B	206 kW		02/80→08/89			
2628 K	206 kW		02/80→03/91			
2628 S	206 kW		02/80→03/91			
2632	235 - 236 kW		05/74→09/83			
2632 A	235 - 236 kW		05/74→09/83			
2632 AK	235 - 236 kW		08/73→09/83			
2632 AS	235 - 236 kW		05/74→09/83			
2632 K	235 - 236 kW		08/73→09/83			
2632 S	235 - 236 kW		05/74→09/83			
2636	261 kW		11/81→03/91			
2636 A	261 kW		11/81→03/91			
2636 AK	261 kW		11/81→03/91			
2636 AS	261 kW		11/81→03/91			
2636 K	261 kW		11/81→03/91			
2636 S	261 kW		11/81→03/91			
3025 B	184 - 206 kW		12/85→07/87			
3025 K	184 kW		12/85→07/87			
3028	206 kW		02/80→03/91			
3028 B	206 kW		12/85→07/87			
3028 K	206 kW		12/85→07/87			
3036	261 kW		11/81→03/91			
3228 B	206 kW		07/87→03/91			
3228 K	206 kW		07/87→03/91			
3328 B	206 kW		07/82→07/87			
3328 K	206 kW		07/82→07/87			
3333	243 kW		12/82→11/91			
3333 B	243 kW		12/82→11/91			
3333 K	243 kW		12/82→11/91			
3335	260 kW		04/86→03/91			
3335 A	260 kW		04/86→03/91			
3336	261 kW		12/82→11/91			
3336 AK	261 kW		09/86→11/91			
3336 K	261 kW		12/82→11/91			
3336 S	261 kW		12/82→11/91			
3528 B	206 kW		07/87→09/89			
3528 K	206 kW		07/87→09/89			
3535 AK	260 kW		09/87→02/90			
3535 K	260 - 269 kW		09/87→01/89			
1217 CA	125 kW		05/82→10/90	Front; L 650 mm; Quantity: 1	9XW 184 107-261 Wiper 270 Blade	
1225 AF	213 kW		05/82→12/91			
1425 AF	184 kW		08/73→09/96	Front; L 700 mm; Quantity: 1	9XW 184 107-281 Wiper 270 Blade	
1428 AF	206 kW		08/73→09/96			
1428 F	206 kW		05/82→12/91	Front; Length [in]: 26; L 650 mm; Quantity: 1	9XW 191 397-261 Wiper 273 Blade	
1933	243 kW		11/80→03/91			
1933 S, 1933 LS	243 kW		08/73→09/96	Front; Length [in]: 28; L 700 mm; Quantity: 1	9XW 191 397-281 Wiper 273 Blade	
1935	260 kW		02/86→09/89			
1935 AK	260 - 269 kW		09/87→03/91			
1935 AS	260 - 269 kW		09/87→03/91			
1935 S, 1935 LS	260 kW		08/73→09/96			
1936	261 kW		10/81→03/91			
1936 AK	261 kW		10/81→03/91			
1936 AS	261 kW		10/81→03/91			
1936 K	261 kW		10/81→03/91			
1936 S, 1936 LS	261 kW		08/73→09/96			
1938	276 kW		11/80→06/90			
1938 S, 1938 LS	276 kW		08/73→09/96			
1944	320 kW		10/85→12/89			
1944 S, 1944 LS	320 kW		08/73→09/96			
2033 LS	243 kW		12/81→05/87			
2035 S, 2035 LS	260 kW		08/73→09/96			
2036 LS	261 kW		03/84→03/91			
2222 K	159 kW		05/82→10/89			
2222 L	159 - 165 kW		08/73→09/96			
2225 L	184 kW		08/73→09/96			
2422	160 - 165 kW		08/73→09/96			
2422	159 - 165 kW		10/81→10/90			
2422 K	159 kW		10/81→03/91			
2428	206 kW		08/73→09/96			
2433	243 kW		11/80→03/91			
2438	276 kW		08/73→09/96			
2438 L	269 - 276 kW		11/80→06/90			
2444 LS	320 kW		08/73→09/96			
2528 A	206 kW		01/80→03/91			

Manufacturer - Model	Power	Displ.	Year of Constr.	Remark	Part Number	Page
MERCEDES-BENZ - NG					08/73→09/96	
2528 AK	206 kW		01/80→03/91	Front; L 650 mm; Quantity: 1	9XW 184 107-261 Wiper 270 Blade	
2536 AK	260 kW		10/81→03/91			
2536 AK	261 kW		10/81→03/91	Front; L 700 mm; Quantity: 1	9XW 184 107-281 Wiper 270 Blade	
2633	243 kW		05/82→05/87			
2633 S	243 kW		05/82→05/87	Front; Length [in]: 26; L 650 mm; Quantity: 1	9XW 191 397-261 Wiper 273 Blade	
2635	260 kW		04/86→03/91			
2635 A	269 kW		09/87→03/91	Front; Length [in]: 28; L 700 mm; Quantity: 1	9XW 191 397-281 Wiper 273 Blade	
2635 AK	269 kW		09/87→03/91			
2635 AS	269 kW		09/87→03/91	Front; Length [in]: 28; L 700 mm; Quantity: 1	9XW 191 397-281 Wiper 273 Blade	
2635 S	260 kW		04/86→03/91			
2638	276 kW		01/81→12/86	Front; Length [in]: 28; L 700 mm; Quantity: 1	9XW 191 397-281 Wiper 273 Blade	
2638 S	276 kW		01/81→12/86			
2644	320 kW		08/73→09/96	Front; Length [in]: 28; L 700 mm; Quantity: 1	9XW 191 397-281 Wiper 273 Blade	
2644 S	320 kW		10/85→02/90			
3025 B	184 kW		08/83→03/91	Front; Length [in]: 28; L 700 mm; Quantity: 1	9XW 191 397-281 Wiper 273 Blade	
3025 K	184 kW		04/85→03/91			
3033	243 kW		05/82→05/87	Front; Length [in]: 28; L 700 mm; Quantity: 1	9XW 191 397-281 Wiper 273 Blade	
3038	276 kW		01/81→12/86			
3235	260 - 269 kW		07/88→08/94	Front; Length [in]: 28; L 700 mm; Quantity: 1	9XW 191 397-281 Wiper 273 Blade	
3250 A	368 kW		09/85→08/94			
3250 AF	368 kW		09/85→08/94	Front; Length [in]: 28; L 700 mm; Quantity: 1	9XW 191 397-281 Wiper 273 Blade	
3328	206 kW		02/80→03/91			
3328 B	206 kW		02/80→03/91	Front; Length [in]: 28; L 700 mm; Quantity: 1	9XW 191 397-281 Wiper 273 Blade	
3336 A	260 kW		11/81→03/91			
3336 A	261 kW		11/81→03/91	Front; Length [in]: 28; L 700 mm; Quantity: 1	9XW 191 397-281 Wiper 273 Blade	
3338	260 kW		01/81→12/86			
3528	206 kW		07/82→07/87	Front; Length [in]: 28; L 700 mm; Quantity: 1	9XW 191 397-281 Wiper 273 Blade	
3528 K	206 kW		07/82→07/87			
3544	320 kW		08/73→09/96	Front; Length [in]: 28; L 700 mm; Quantity: 1	9XW 191 397-281 Wiper 273 Blade	
3544 S	320 kW		08/73→09/96			
3836 AK	261 kW		11/81→03/91	Front; Length [in]: 28; L 700 mm; Quantity: 1	9XW 191 397-281 Wiper 273 Blade	
3850 A	368 kW		09/85→08/94			
1613,1613 L	96 kW		08/73→09/96	Large-volume driver cab ; 09/80→; Front; L 650 mm; Quantity: 1	9XW 184 107-261 Wiper 270 Blade	
1613 K	96 kW		01/75→12/84			
1613 KO	96 kW		01/75→12/84	Front; L 700 mm; Quantity: 1	9XW 184 107-281 Wiper 270 Blade	
1617,1617 L	124 kW		08/73→09/96			
1617 AK	124 kW		01/75→07/85	Large-volume driver cab ; 09/80→; Front; Length [in]: 26; L 650 mm; Quantity: 1	9XW 191 397-261 Wiper 273 Blade	
1617 C,1617 CL	125 kW		08/73→09/96			
1617 K	124 kW		01/75→07/85	Front; Length [in]: 28; L 700 mm; Quantity: 1	9XW 191 397-281 Wiper 273 Blade	
1617 KO	124 kW		01/75→07/85			
1617 S	124 kW		01/75→07/85	Front; Length [in]: 28; L 700 mm; Quantity: 1	9XW 191 397-281 Wiper 273 Blade	
1619,1619 L	141 kW		08/73→09/96			
1619 AK	141 kW		11/74→12/82	Front; Length [in]: 28; L 700 mm; Quantity: 1	9XW 191 397-281 Wiper 273 Blade	
1619 C,1619 CL	141 kW		08/73→09/96			
1619 K	141 kW		11/74→12/82	Front; Length [in]: 28; L 700 mm; Quantity: 1	9XW 191 397-281 Wiper 273 Blade	
1619 KO	141 kW		11/74→01/87			
1619 S	141 kW		11/74→12/84	Front; Length [in]: 28; L 700 mm; Quantity: 1	9XW 191 397-281 Wiper 273 Blade	
1620,1620 L	150 kW		08/73→09/96			
1622,1622 L	150 - 159 kW		08/73→09/96	Front; Length [in]: 28; L 700 mm; Quantity: 1	9XW 191 397-281 Wiper 273 Blade	
1624,1624 L	176 kW		08/73→09/96			
1624 K	176 kW		07/75→08/82	Front; Length [in]: 28; L 700 mm; Quantity: 1	9XW 191 397-281 Wiper 273 Blade	
1624 S,1624 LS	176 kW		08/73→09/96			
1625,1625 L	184 kW		08/73→09/96	Front; Length [in]: 28; L 700 mm; Quantity: 1	9XW 191 397-281 Wiper 273 Blade	
1625 K	184 kW		05/80→11/89			
1625 S,1625 LS	184 kW		08/73→09/96	Front; Length [in]: 28; L 700 mm; Quantity: 1	9XW 191 397-281 Wiper 273 Blade	
1626,1626 L	188 kW		08/73→09/96			
1626 AK	188 kW		08/73→12/80	Front; Length [in]: 28; L 700 mm; Quantity: 1	9XW 191 397-281 Wiper 273 Blade	
1626 AS	188 kW		05/74→12/80			
1626 K	188 kW		08/73→12/80	Front; Length [in]: 28; L 700 mm; Quantity: 1	9XW 191 397-281 Wiper 273 Blade	
1626 S,1626 LS	188 kW		08/73→09/96			
1628,1628 L	206 kW		08/73→09/96	Front; Length [in]: 28; L 700 mm; Quantity: 1	9XW 191 397-281 Wiper 273 Blade	
1628 A	206 kW		01/80→05/89			
1628 S,1628 LS	206 kW		08/73→09/96	Front; Length [in]: 28; L 700 mm; Quantity: 1	9XW 191 397-281 Wiper 273 Blade	
1632,1632 L	235 kW		08/73→09/96			
1632 AK	235 kW		08/73→08/82	Front; Length [in]: 28; L 700 mm; Quantity: 1	9XW 191 397-281 Wiper 273 Blade	
1632 AS	235 kW		05/74→09/83			
1632 K	235 kW		08/73→08/82	Front; Length [in]: 28; L 700 mm; Quantity: 1	9XW 191 397-281 Wiper 273 Blade	
1632 S,1632 LS	235 kW		08/73→09/96			
1633,1633 L	243 kW		08/73→09/96	Front; Length [in]: 28; L 700 mm; Quantity: 1	9XW 191 397-281 Wiper 273 Blade	
1633 S,1633 LS	243 kW		08/73→09/96			
1635,1635 L	260 kW		08/73→09/96	Front; Length [in]: 28; L 700 mm; Quantity: 1	9XW 191 397-281 Wiper 273 Blade	
1635 S,1635 LS	260 kW		08/73→09/96			
1636,1636 L	261 kW		08/73→09/96	Front; Length [in]: 28; L 700 mm; Quantity: 1	9XW 191 397-281 Wiper 273 Blade	
1636 S,1636 LS	261 kW		08/73→09/96			
1638 S,1638 LS	276 kW		08/73→09/96	Front; Length [in]: 28; L 700 mm; Quantity: 1	9XW 191 397-281 Wiper 273 Blade	
1644 S,1644 LS	320 kW		08/73→09/96			
2219	141 kW		06/76→01/87	Front; Length [in]: 28; L 700 mm; Quantity: 1	9XW 191 397-281 Wiper 273 Blade	
2219 K	141 kW		06/76→01/87			
2219 KO	141 kW		06/76→01/87	Front; Length [in]: 28; L 700 mm; Quantity: 1	9XW 191 397-281 Wiper 273 Blade	
2224	176 kW		04/76→12/82			
2224 B	176 kW		05/75→03/84	Front; Length [in]: 28; L 700 mm; Quantity: 1	9XW 191 397-281 Wiper 273 Blade	

Manufacturer - Model	Power	Displ.	Year of Constr.	Remark	Part Number	Page		
MERCEDES-BENZ - NG						08/73→09/96		
2224 K	176 kW		04/76→12/82	Large-volume driver cab ; 09/80→; Front; L 650 mm; Quantity: 1	9XW 184 107-261 Wiper 270 Blade			
2224 S	176 kW		07/76→12/82		Front; L 700 mm; Quantity: 1	9XW 184 107-281 Wiper 270 Blade		
2226	188 kW		09/75→12/80			9XW 191 397-261 Wiper 273 Blade		
2232	235 kW		05/74→09/83		Front; Length [in]: 28; L 700 mm; Quantity: 1	9XW 191 397-281 Wiper 273 Blade		
1614	100 kW		04/84→03/91	Large-volume driver cab ; 09/80→; Front; Length [in]: 26; L 650 mm; Quantity: 1	9XW 184 107-261 Wiper 270 Blade			
1614 K	100 kW		04/84→03/91		Front; L 700 mm; Quantity: 1	9XW 184 107-281 Wiper 270 Blade		
1617 CAK	125 kW		04/84→03/91			9XW 191 397-261 Wiper 273 Blade		
1617 CK	125 kW		04/84→03/91		Front; Length [in]: 28; L 700 mm; Quantity: 1	9XW 191 397-281 Wiper 273 Blade		
1617 CS	125 kW		04/84→03/91	Large-volume driver cab ; 09/80→; Front; Length [in]: 26; L 650 mm; Quantity: 1	9XW 184 107-261 Wiper 270 Blade			
1622 AK	159 kW		05/82→10/89		Front; Length [in]: 28; L 700 mm; Quantity: 1	9XW 191 397-261 Wiper 273 Blade		
1622 K	159 kW		05/82→10/89			9XW 191 397-281 Wiper 273 Blade		
1622 S	159 kW		05/82→03/91		09/80→; Front; L 650 mm; Quantity: 1	9XW 184 107-261 Wiper 270 Blade		
1625 AK	184 kW		10/80→11/89			Front; L 700 mm; Quantity: 1	9XW 184 107-281 Wiper 270 Blade	
1635 K	260 kW		02/86→07/89				9XW 191 397-261 Wiper 273 Blade	
1638	276 kW		11/80→12/86			Front; Length [in]: 28; L 700 mm; Quantity: 1	9XW 191 397-281 Wiper 273 Blade	
1644	320 kW		06/86→08/89				9XW 184 107-261 Wiper 270 Blade	
2233	243 kW		11/80→05/87			Front; L 700 mm; Quantity: 1	9XW 184 107-281 Wiper 270 Blade	
2233 S	243 kW		11/80→05/87				9XW 191 397-261 Wiper 273 Blade	
2235 K	260 kW		03/86→07/89			Front; Length [in]: 28; L 700 mm; Quantity: 1	9XW 191 397-281 Wiper 273 Blade	
2238 S	276 kW		01/81→12/86				9XW 184 107-261 Wiper 270 Blade	
2244 S	320 kW		10/85→07/89			Front; L 700 mm; Quantity: 1	9XW 184 107-281 Wiper 270 Blade	
1719	141 kW		09/73→08/82				9XW 191 397-261 Wiper 273 Blade	
1719 AK	141 kW		09/73→08/82				Front; Length [in]: 28; L 700 mm; Quantity: 1	9XW 191 397-281 Wiper 273 Blade
1719 K	141 kW		09/73→08/82			9XW 184 107-261 Wiper 270 Blade		
1719 S	141 kW		09/73→08/82	09/80→; Front; Length [in]: 26; L 650 mm; Quantity: 1		9XW 184 107-261 Wiper 270 Blade		
1919	141 kW		05/74→08/82			Front; Length [in]: 28; L 700 mm; Quantity: 1	9XW 191 397-261 Wiper 273 Blade	
1919 AK	141 kW		05/74→08/82		9XW 191 397-281 Wiper 273 Blade			
1919 K	141 kW		05/74→08/82		09/80→; Front; L 650 mm; Quantity: 1	9XW 184 107-261 Wiper 270 Blade		
1919 S	141 kW		05/74→08/82			9XW 184 107-281 Wiper 270 Blade		
1926	188 kW		05/74→12/80			Front; Length [in]: 28; L 700 mm; Quantity: 1	9XW 191 397-261 Wiper 273 Blade	
1926 A	188 kW		05/74→12/80				9XW 191 397-281 Wiper 273 Blade	
1926 AK	188 kW		08/73→12/80			Front; L 700 mm; Quantity: 1	9XW 184 107-281 Wiper 270 Blade	
1926 AS	188 kW		05/74→12/80				9XW 191 397-261 Wiper 273 Blade	
1926 K	188 kW		08/73→12/80			Front; Length [in]: 28; L 700 mm; Quantity: 1	9XW 191 397-281 Wiper 273 Blade	
1926 S, 1926 LS	188 kW		08/73→09/96				9XW 184 107-261 Wiper 270 Blade	
1928, 1928 L	206 kW		08/73→09/96			Front; L 700 mm; Quantity: 1	9XW 184 107-281 Wiper 270 Blade	
1928 A	206 kW		01/80→03/91				9XW 191 397-261 Wiper 273 Blade	
1928 AK	206 kW		01/80→03/91			Front; Length [in]: 28; L 700 mm; Quantity: 1	9XW 191 397-281 Wiper 273 Blade	
1928 AS	206 kW		01/80→03/91				9XW 184 107-261 Wiper 270 Blade	
1928 K	206 kW		01/80→03/91			Front; Length [in]: 28; L 700 mm; Quantity: 1	9XW 191 397-281 Wiper 273 Blade	
1928 S, 1928 LS	206 kW		08/73→09/96	9XW 184 107-261 Wiper 270 Blade				
1932	235 kW		05/74→03/83	06/80→; Front; L 650 mm; Quantity: 1		9XW 184 107-261 Wiper 270 Blade		
1932 A	235 kW		05/74→03/83		Front; L 700 mm; Quantity: 1	9XW 184 107-281 Wiper 270 Blade		
1932 AK	235 kW		08/73→09/83			9XW 191 397-261 Wiper 273 Blade		
1932 AS	235 kW		05/74→12/82		Front; Length [in]: 28; L 700 mm; Quantity: 1	9XW 191 397-281 Wiper 273 Blade		
1932 K	235 kW		08/73→08/82			9XW 184 107-261 Wiper 270 Blade		
1932 S, 1932 LS	235 kW		08/73→09/96		Front; Length [in]: 28; L 700 mm; Quantity: 1	9XW 191 397-281 Wiper 273 Blade		
1814	100 kW		04/84→03/91			9XW 184 107-261 Wiper 270 Blade		
					01/74→; Front; L 700 mm; Quantity: 1	9XW 184 107-281 Wiper 270 Blade		
						Front; Length [in]: 26; L 650 mm; Quantity: 1	9XW 191 397-261 Wiper 273 Blade	
							9XW 191 397-281 Wiper 273 Blade	
				Front; Length [in]: 28; L 700 mm; Quantity: 1		9XW 191 397-281 Wiper 273 Blade		
2028 LS	206 kW		01/80→06/89	06/80→; Front; L 650 mm; Quantity: 1	9XW 184 107-261 Wiper 270 Blade			
					Front; L 700 mm; Quantity: 1	9XW 184 107-281 Wiper 270 Blade		
						9XW 191 397-261 Wiper 273 Blade		
					Front; Length [in]: 28; L 700 mm; Quantity: 1	9XW 191 397-281 Wiper 273 Blade		
2219, 2219 L	141 kW		08/73→09/96	Large-volume driver cab ; 09/80→; →07/89; Front; L 650 mm; Quantity: 1	9XW 184 107-261 Wiper 270 Blade			
2219 C, 2219 CL	141 kW		08/73→09/96		Front; L 700 mm; Quantity: 1	9XW 184 107-281 Wiper 270 Blade		
2220, 2220 L	150 kW		08/73→09/96			9XW 191 397-261 Wiper 273 Blade		
2222, 2222 L	159 kW		08/73→09/96		Front; Length [in]: 26; L 650 mm; Quantity: 1	9XW 191 397-281 Wiper 273 Blade		
2226, 2226 L	188 kW		08/73→09/96			9XW 184 107-261 Wiper 270 Blade		
2226 S, 2226 LS	188 kW		08/73→09/96		Front; Length [in]: 28; L 700 mm; Quantity: 1	9XW 191 397-281 Wiper 273 Blade		
2228	206 kW		12/79→03/91			9XW 184 107-261 Wiper 270 Blade		
2228, 2228 L	206 kW		08/73→09/96		06/80→; Front; Length [in]: 26; L 650 mm; Quantity: 1	9XW 184 107-261 Wiper 270 Blade		
2228 S	206 kW		12/79→03/91			Front; Length [in]: 28; L 700 mm; Quantity: 1	9XW 191 397-281 Wiper 273 Blade	
2232, 2232 L	235 kW		08/73→09/96				9XW 184 107-261 Wiper 270 Blade	
2232 S, 2232 LS	235 kW		08/73→09/96			9XW 191 397-281 Wiper 273 Blade		

Manufacturer - Model	Power	Displ.	Year of Constr.	Remark	Part Number	Page
MERCEDES-BENZ - NG					08/73→09/96	
2233,2233 L	243 kW		08/73→09/96	Large-volume driver cab ; 09/80-; →07/89; Front; L 650 mm; Quantity: 1	9XW 184 107-261 Wiper 270 Blade	
2235,2235 L	260 kW		08/73→09/96			
2235 S, 2235 LS	260 kW		08/73→09/96	Front; L 700 mm; Quantity: 1	9XW 184 107-281 Wiper 270 Blade	
2238,2238 L	276 kW		08/73→09/96	Large-volume driver cab ; 09/80-; →07/89; Front; Length [in]: 26; L 650 mm; Quantity: 1	9XW 191 397-261 Wiper 273 Blade	
2244,2244 L	320 kW		08/73→09/96			
				Front; Length [in]: 28; L 700 mm; Quantity: 1	9XW 191 397-281 Wiper 273 Blade	
2222	159 kW		05/82→03/91	Large-volume driver cab ; →07/89; Front; L 650 mm; Quantity: 1	9XW 184 107-261 Wiper 270 Blade	
2222 B	150 - 159 kW		05/82→03/91			
2222 K	159 kW		05/82→03/91	Front; L 700 mm; Quantity: 1	9XW 184 107-281 Wiper 270 Blade	
2225	184 kW		04/85→03/91	Large-volume driver cab ; →07/89; Front; Length [in]: 26; L 650 mm; Quantity: 1	9XW 191 397-261 Wiper 273 Blade	
2225 B	184 kW		08/83→03/91			
2236	261 kW		09/82→03/91	Front; Length [in]: 28; L 700 mm; Quantity: 1	9XW 191 397-281 Wiper 273 Blade	
2236 S	261 kW		12/84→03/91			
MERCEDES-BENZ - O 301					02/86→05/87	
O 301	125 kW		02/86→05/87	Front; L 600 mm; Quantity: 1	9XW 184 107-241 Wiper 270 Blade	
MERCEDES-BENZ - O 302					11/64→	
O 302	96 kW		11/64→11/75	10/71-; Front; L 700 mm; Quantity: 1	9XW 184 107-281 Wiper 270 Blade	
O 302	125 kW		05/69→12/74			
O 302	130 kW			10/71-; Front; Length [in]: 28; L 700 mm; Quantity: 1	9XW 191 397-281 Wiper 273 Blade	
O 302	141 kW		05/69→12/74			
O 302	154 kW		05/69→12/74			
O 302	159 kW					
MERCEDES-BENZ - O 303					10/74→	
O 303	141 kW		10/74→06/83	For split heated windscreen ; Front; L 700 mm; Quantity: 1	9XW 184 107-281 Wiper 270 Blade	
O 303	159 - 160 kW		01/80→09/92			
O 303	159 - 165 kW		01/80→01/89	For split heated windscreen ; Front; L 900 mm; Quantity: 1	9XW 184 107-361 Wiper 271 Blade	
O 303	165 kW		12/87→			
O 303	184 kW		11/85→04/89	For split heated windscreen ; Front; L 1,000 mm; Quantity: 1	9XW 184 107-401 Wiper 271 Blade	
O 303	188 kW		03/75→06/83			
O 303	200 kW		12/87→09/92	For split heated windscreen ; Front; Length [in]: 28; L 700 mm; Quantity: 1	9XW 191 397-281 Wiper 273 Blade	
O 303	206 kW		01/80→09/87			
O 303	213 - 218 kW		09/87→09/92	For split heated windscreen ; Front; Length [in]: 36; L 900 mm; Quantity: 1	9XW 191 397-361 Wiper 274 Blade	
O 303	235 kW		07/75→06/83			
O 303	243 kW		08/80→09/87	For split heated windscreen ; Front; Length [in]: 40; L 1,000 mm; Quantity: 1	9XW 191 397-401 Wiper 275 Blade	
O 303	260 - 269 kW		09/87→09/92			
				For split heated windscreen ; Front; Length [in]: 36; L 900 mm; Quantity: 1	9XW 194 562-361 Wiper 275 Blade	
				For split heated windscreen ; Front; Length [in]: 40; L 1,000 mm; Quantity: 1	9XW 194 562-401 Wiper 276 Blade	
				For split heated windscreen ; Front; Length 1 [mm]: 900; Quantity: 1	9XW 862 061-001 Wiper 277 Blade	
				For split heated windscreen ; Front; Length 1 [mm]: 1,000; Quantity: 1	9XW 862 062-001 Wiper 278 Blade	
MERCEDES-BENZ - O 305					01/69→05/87	
O 305 G	177 kW		02/78→05/87	→09/79; Front; L 700 mm; Quantity: 1	9XW 184 107-281 Wiper 270 Blade	
O 305 G	206 kW		02/79→05/87			
O 305 ST	147 kW		11/76→05/87	→09/79; Front; Length [in]: 28; L 700 mm; Quantity: 1	9XW 191 397-281 Wiper 273 Blade	
O 305 ST	177 kW		11/76→05/87			
O 305 ST	206 kW		02/79→05/87			
O 305 ST	125 kW		01/69→05/73	10/71-; Front; L 700 mm; Quantity: 1	9XW 184 107-281 Wiper 270 Blade	
				10/71-; Front; Length [in]: 28; L 700 mm; Quantity: 1	9XW 191 397-281 Wiper 273 Blade	
O 305 ST	132 kW		04/73→07/77	Front; L 700 mm; Quantity: 1	9XW 184 107-281 Wiper 270 Blade	
O 305 ST	155 kW		04/73→07/77			
				Front; Length [in]: 28; L 700 mm; Quantity: 1	9XW 191 397-281 Wiper 273 Blade	
MERCEDES-BENZ - O 307					04/73→08/87	
O 307	132 kW		04/73→07/77	Front; L 700 mm; Quantity: 1	9XW 184 107-281 Wiper 270 Blade	
O 307	147 kW		11/76→07/87			
O 307	155 kW		04/73→07/77	Front; Length [in]: 28; L 700 mm; Quantity: 1	9XW 191 397-281 Wiper 273 Blade	
O 307	177 kW		04/73→07/77			
O 307	206 kW		11/76→08/87			

Manufacturer - Model	Power	Displ.	Year of Constr.	Remark	Part Number	Page
MERCEDES-BENZ - O 309					01/68→02/89	
O 309 B	59 kW		01/68→02/89	01/70→; Front; Length 1 [mm]: 500; Quantity: 1	9XW 862 052-001 Wiper 276 Blade	
O 309 B	63 kW		01/68→02/89			
O 309 B	66 kW		01/68→02/89			
O 309 B	70 kW		01/68→02/89			
O 309 D	44 kW		01/68→12/74			
O 309 D	48 kW		01/75→12/88			
O 309 D	96 kW		05/77→02/89			
O 309 D	63 kW		01/70→02/89	Front; Length 1 [mm]: 500; Quantity: 1	9XW 862 052-001 Wiper 276 Blade	
MERCEDES-BENZ - O 402					02/86→12/91	
O 402	100 kW		02/86→12/91	Front; L 800 mm; Quantity: 1	9XW 184 107-321 Wiper 271 Blade	
O 402	125 kW		02/86→12/91	Front; Length [in]: 32; L 800 mm; Quantity: 1	9XW 191 397-321 Wiper 274 Blade	
MERCEDES-BENZ - O 404					09/91→	
O 404	151 kW		09/91→01/92	Mono Pump; 24 V	8TW 005 496-051 Water 268 Pump, window cleaning	
O 404	165 kW		09/91→01/92			
O 404	195 kW		09/91→01/92			
O 404	200 kW		09/91→10/99			
O 404	213 kW		09/91→01/92			
O 404	213 kW		09/91→10/99			
O 404	213 kW		09/94→10/99			
O 404	250 kW		09/91→10/99			
O 404	280 kW		09/91→10/99			
O 404	280 kW		09/94→10/99			
O 404	370 kW		09/94→10/99			
MERCEDES-BENZ - O 405					12/84→	
O 405 G,O 405 GN,O 405 GTD	177 - 184 kW		11/85→	Mono Pump; 24 V	8TW 005 496-051 Water 268 Pump, window cleaning	
				-02/01; Front; L 800 mm; Quantity: 1	9XW 184 107-321 Wiper 271 Blade	
				09/91→; -12/97; Front; L 900 mm; Quantity: 1	9XW 184 107-361 Wiper 271 Blade	
				-02/01; Front; Length [in]: 32; L 800 mm; Quantity: 1	9XW 191 397-321 Wiper 274 Blade	
				09/91→; -12/97; Front; Length [in]: 36; L 900 mm; Quantity: 1	9XW 191 397-361 Wiper 274 Blade	
				09/91→; -12/97; Front; Length [in]: 36; L 900 mm; Quantity: 1	9XW 194 562-361 Wiper 275 Blade	
				09/91→; -12/97; Front; Length 1 [mm]: 900; Quantity: 1	9XW 862 061-001 Wiper 277 Blade	
O 405 G,O 405 GN,O 405 GTD	220 kW		09/91→	Mono Pump; 24 V	8TW 005 496-051 Water 268 Pump, window cleaning	
O 405 G,O 405 GTD	206 kW		01/86→			
O 405 GN	177 kW		11/85→	-02/01; Front; L 800 mm; Quantity: 1	9XW 184 107-321 Wiper 271 Blade	
O 405 GT	150 kW		11/91→			
O 405 GT	235 kW		09/91→	-12/97; Front; L 900 mm; Quantity: 1	9XW 184 107-361 Wiper 271 Blade	
O 405 GTZ	63 kW					
O 405 GTZ	72 kW					
O 405 N; O 405 NH	177 kW		11/85→	-02/01; Front; Length [in]: 32; L 800 mm; Quantity: 1	9XW 191 397-321 Wiper 274 Blade	
O 405 ST	206 kW		11/85→			
O 405 ST,O 405 N	150 - 157 kW		12/84→	-12/97; Front; Length [in]: 36; L 900 mm; Quantity: 1	9XW 191 397-361 Wiper 274 Blade	
O 405 ST,O 405 N	177 - 184 kW		11/85→			
O 405 ST,O 405 N	220 kW		11/91→	-12/97; Front; Length [in]: 36; L 900 mm; Quantity: 1	9XW 194 562-361 Wiper 275 Blade	
				-12/97; Front; Length 1 [mm]: 900; Quantity: 1	9XW 862 061-001 Wiper 277 Blade	
MERCEDES-BENZ - O 407					03/87→11/01	
O 407	177 - 184 kW		03/87→11/01	Mono Pump; 24 V	8TW 005 496-051 Water 268 Pump, window cleaning	
O 407	220 kW		11/91→11/01			
MERCEDES-BENZ - O 408					01/91→12/98	
O 408	184 kW		01/91→12/98	Front; Length 1 [mm]: 1.000; Quantity: 1	9XW 862 062-001 Wiper 278 Blade	
O 408	220 kW		08/92→12/98			
MERCEDES-BENZ - SK					07/87→	
1728, 1729, 1729 L	210 - 218 kW		07/87→09/96	Front; L 650 mm; Quantity: 1	9XW 184 107-261 Wiper 270 Blade	
1729 AK	213 kW		07/88→09/93			
1729 K	213 - 218 kW		07/88→08/94	Front; Length [in]: 26; L 650 mm; Quantity: 1	9XW 191 397-261 Wiper 273 Blade	
1729 S,1729 LS	210 - 218 kW		07/87→09/96			
1735,1735 L	260 - 269 kW		07/87→09/96			
1735 AK	260 - 269 kW		08/89→08/94			
1735 K	250 - 269 kW		07/88→08/94			
1735 L	218 kW		07/88→08/94			

Manufacturer - Model	Power	Displ.	Year of Constr.	Remark	Part Number	Page
MERCEDES-BENZ - SK						07/87→
1735 S,1735 LS	260 - 269 kW		07/87→09/96	Front; L 650 mm; Quantity: 1	9XW 184 107-261 Wiper 270 Blade	
1748,1748 L	353 - 362 kW		07/87→09/96			
1748 S,1748 LS	353 - 362 kW		07/87→09/96	Front; Length [in]: 26; L 650 mm; Quantity: 1	9XW 191 397-261 Wiper 273 Blade	
1831,1831 L	230 kW		07/87→09/96			
1831 AK	230 kW		05/91→09/96			
1831 AK	230 kW		01/94→09/96			
1831 K	230 kW		07/92→09/96			
1831 K	230 - 250 kW		07/92→09/96			
1831 S,1831 LS	230 kW		07/87→09/96			
1834,1834 L	250 kW		07/87→09/96			
1834 AK	250 kW		07/88→09/93			
1834 S,1834 LS	250 kW		07/87→09/96			
1838,1838 L	280 kW		07/87→09/96			
1838,1838 L	320 kW		07/87→09/96			
1838 AK	280 kW		12/92→09/96			
1838 AK	280 kW		01/94→09/96			
1838 AK	320 kW		12/92→09/96			
1838 AK	370 kW		12/92→09/96			
1838 K	280 kW		12/90→09/96			
1838 K	280 kW		06/95→09/96			
1838 S,1838 LS	280 kW		07/87→09/96			
1838 S,1838 LS	320 kW		07/87→09/96			
1840 LS	280 kW		07/91→07/92			
1844,1844 L	320 kW		07/87→09/96			
1844 S,1844 LS	320 kW		07/87→09/96			
1850 K	370 kW		07/88→08/94			
1850 LAS	362 - 370 kW		07/87→09/96			
1853,1853 L	390 kW		07/87→09/96			
1853 AK	390 kW		01/96→09/96			
1853 S,1853 LS	390 kW		07/87→09/96			
1922	160 - 165 kW		05/89→08/94			
1922 AK	160 - 165 kW		08/89→08/94			
1922 K	160 - 165 kW		05/89→08/94			
1922 S	160 - 165 kW		05/89→08/94			
1929,1929 L	210 - 218 kW		07/87→09/96			
1929 A	210 - 218 kW		07/88→08/94			
1929 A	269 kW		07/88→09/93			
1929 A	340 kW		07/88→08/94			
1929 AK	210 - 218 kW		07/88→08/94			
1929 AS	213 - 218 kW		07/88→08/94			
1929 K	210 - 218 kW		07/88→08/94			
1929 S	210 - 218 kW		07/88→08/94			
1935	260 - 269 kW		05/89→08/94			
1935 AK	250 - 269 kW		05/89→08/94			
1935 AS	250 - 269 kW		05/89→08/94			
1935 K	250 - 269 kW		05/89→08/94			
1935 S	269 kW		05/89→08/94			
1945 AK	340 kW		07/88→08/94			
1948	353 - 362 kW		09/88→07/92			
2024	180 kW		02/93→09/96			
2024	180 kW		01/94→09/96			
2024 AK	180 kW		02/93→09/96			
2024 AK	180 kW		01/94→09/96			
2024 K	180 kW		02/93→09/96			
2024 K	180 kW		01/94→09/96			
2027 AK	200 kW		02/93→09/96			
2031	230 kW		03/92→09/96			
2031 A	230 kW		03/92→09/96			
2031 A	230 kW		01/94→09/96			
2031 A	280 kW		03/92→09/96			
2031 A	280 kW		01/94→09/96			
2031 A	320 kW		03/92→09/96			
2031 AS	230 kW		03/92→09/96			
2031 K	230 kW		03/92→09/96			
2031 S	230 kW		03/92→09/96			
2038	280 kW		11/91→09/96			
2038	280 kW		12/92→			
2038 AS	280 kW		12/92→09/96			
2038 AS	280 kW		01/94→09/96			
2038 AS	320 kW		12/92→09/96			
2038 S	280 kW		11/91→09/96			
2044	320 kW		01/92→09/96			
2044 AS	320 kW		01/94→09/96			
2044 S	320 kW		01/92→09/96			
2050	362 - 390 kW		01/91→09/96			
2050 S	362 - 390 kW		01/91→09/96			
2055 AF	370 kW		01/92→09/96			
2422 L	160 - 165 kW		07/87→09/96			
2429	210 - 218 kW		07/88→08/94			
2429,2429 L	213 - 218 kW		07/87→09/96			
2429, 2429 L	210 - 218 kW		07/87→09/96			

Manufacturer - Model	Power	Displ.	Year of Constr.	Remark	Part Number	Page
MERCEDES-BENZ - SK						07/87→
2429 K	210 - 218 kW		07/88→08/94	Front; L 650 mm; Quantity: 1	9XW 184 107-261 Wiper 270 Blade	
2429 S	213 - 218 kW		07/88→08/94			
2429 S,2429 LS	213 - 218 kW		07/87→09/96	Front; Length [in]: 26; L 650 mm; Quantity: 1	9XW 191 397-261 Wiper 273 Blade	
2434 L	250 kW		07/87→09/96			
2435	250 - 260 kW		07/87→09/96			
2435	260 - 269 kW		07/88→08/94			
2435,2435 L	260 - 269 kW		07/87→09/96			
2435 K	250 - 269 kW		07/88→08/94			
2435 LS	260 kW		07/87→09/96			
2435 S	250 - 269 kW		07/88→08/94			
2435 S,2435 LS	260 - 269 kW		07/87→09/96			
2448	353 - 362 kW		07/88→07/92			
2448,2448 L	353 - 362 kW		07/87→09/96			
2448 LS	353 - 362 kW		07/88→07/92			
2448 S	353 - 362 kW		07/88→07/92			
2531	230 kW		05/91→09/96			
2531, 2531 L	230 kW		07/87→09/96			
2534, 2534 L	250 kW		07/87→09/96			
2538	280 kW		03/91→09/96			
2538	280 kW		01/94→09/96			
2538	320 kW		03/91→09/96			
2538	370 kW		03/91→09/96			
2538,2538 L	280 kW		07/87→09/96			
2538,2538 L	320 kW		07/87→09/96			
2538 K, 2538 LK	280 kW		03/91→09/96			
2538 K, 2538 LK	280 kW		01/94→09/96			
2538 K, 2538 LK	320 kW		03/91→09/96			
2538 K, 2538 LK	362 - 370 kW		03/91→09/96			
2538 S	370 kW		03/91→09/96			
2538 S,2538 LS	280 kW		07/87→09/96			
2538 S,2538 LS	320 kW		07/87→09/96			
2544	320 kW		01/94→09/96			
2544,2544 L	320 kW		07/87→09/96			
2544, 2544 L	320 kW		01/92→09/96			
2544 LS	320 kW		01/92→09/96			
2544 S	320 kW		07/88→08/94			
2544 S, LS	320 kW		01/92→09/96			
2550	362 - 370 kW		07/87→09/96			
2550	370 - 390 kW		01/91→09/96			
2550,2550 L	370 - 390 kW		07/87→09/96			
2550 K	362 - 370 kW		07/87→09/96			
2550 S, 2550 LS	370 - 390 kW		01/91→09/96			
2553,2553 L	390 kW		07/87→09/96			
2553 S, 2553 LS	390 kW		01/96→09/96			
2629	213 - 218 kW		07/88→08/94			
2629	269 kW		07/88→08/94			
2629 A	213 - 218 kW		07/88→08/94			
2629 A	269 kW		07/88→08/94			
2629 A	280 kW		07/88→08/94			
2629 A	320 kW		07/88→08/94			
2629 A	340 kW		07/88→08/94			
2629 A	362 - 370 kW		07/88→08/94			
2629 AK	213 - 218 kW		07/88→08/94			
2629 AK	269 kW		07/88→08/94			
2629 AK	320 kW		07/88→08/94			
2629 AK	362 - 370 kW		07/88→08/94			
2629 AS	213 - 218 kW		07/88→08/94			
2629 AS	362 - 370 kW		07/88→08/94			
2629 B	213 - 218 kW		07/88→08/94			
2629 K	213 - 218 kW		07/88→08/94			
2629 K	230 kW		07/88→08/94			
2629 K	362 kW		07/88→08/94			
2629 S	213 - 218 kW		07/88→08/94			
2631	230 kW		06/92→09/96			
2631	230 - 250 kW		06/92→09/96			
2631 A	230 kW		06/92→09/96			
2631 A	230 kW		01/94→09/96			
2631 AK, 2634 AK	230 kW		06/92→09/96			
2631 AK, 2634 AK	230 kW		01/94→09/96			
2631 AS	230 kW		06/92→09/96			
2631 B	230 kW		06/92→09/96			
2631 K	230 kW		07/88→08/94			
2631 S	230 kW		06/92→09/96			
2634	250 kW		06/92→09/96			
2634 S	250 kW		06/92→09/96			
2635	210 kW		07/88→08/94			
2635	260 - 269 kW		07/88→08/94			
2635	370 kW		01/91→08/94			
2635 A	260 - 269 kW		02/90→08/94			
2635 A	320 kW		12/91→08/94			
2635 AK	250 - 269 kW		02/90→08/94			

Manufacturer - Model	Power	Displ.	Year of Constr.	Remark	Part Number	Page
MERCEDES-BENZ - SK						07/87→
2635 AK	362 - 370 kW		02/90→08/94	Front; L 650 mm; Quantity: 1	9XW 184 107-261 Wiper 270 Blade	
2635 AS	250 - 269 kW		02/92→08/94			
2635 AS	362 kW		02/90→09/96	Front; Length [in]: 26; L 650 mm; Quantity: 1	9XW 191 397-261 Wiper 273 Blade	
2635 K	250 - 269 kW		07/88→08/94			
2635 K	280 kW		01/91→08/94			
2635 K	320 kW		07/91→08/94			
2635 K	362 - 370 kW		07/88→08/94			
2635 S	250 - 269 kW		07/88→08/94			
2635 S	362 - 370 kW		07/88→08/94			
2638, 2638 L	280 kW		09/91→09/96			
2638, 2638 L	320 kW		09/91→09/96			
2638, 2638 L	370 kW		09/91→09/96			
2638 A, LA	280 kW		09/91→09/96			
2638 A, LA	320 kW		09/91→09/96			
2638 AK	280 kW		07/92→09/96			
2638 AK	280 kW		01/94→09/96			
2638 AK	320 kW		07/92→09/96			
2638 AK	370 kW		09/91→09/96			
2638 AS	280 kW		07/92→09/96			
2638 AS	280 kW		01/94→09/96			
2638 AS	320 kW		07/92→09/96			
2638 AS	370 kW		07/92→09/96			
2638 K	280 kW		09/91→09/96			
2638 K	320 kW		09/91→09/96			
2638 K	362 kW		09/91→09/96			
2638 K	370 kW		09/91→09/96			
2638 S	320 kW		09/91→09/96			
2638 S	370 kW		09/91→09/96			
2644, 2644 L	320 kW		01/92→09/96			
2644 A	320 kW		01/92→09/96			
2644 S	320 kW		01/92→09/96			
2645 AS	362 kW		02/90→09/96			
2648 AK	362 - 370 kW		02/90→08/94			
2648 AS	362 - 370 kW		07/88→08/94			
2648 S	329 kW		12/88→07/92			
2648 S	353 - 362 kW		12/88→07/92			
2650, 2650 L	362 - 370 kW		07/92→09/96			
2650 A	370 kW		07/87→09/96			
2650 AK	362 - 370 kW		07/88→08/94			
2650 AS	362 - 370 kW		01/94→09/96			
2650 K	362 - 370 kW		07/88→08/94			
2650 S	370 kW		07/92→09/96			
2650	390 kW		09/95→09/96			
2653 AK	390 kW		07/92→09/96			
3053 S	390 kW		01/94→09/96			
3053 S	370 kW		12/93→09/96			
3229	213 - 218 kW		09/89→08/94			
3229 B	213 - 218 kW		09/89→07/92			
3229 K	210 - 218 kW		09/89→01/92			
3233 B	250 kW		10/90→07/92			
3233 K	250 kW		10/90→07/92			
3234 B	250 kW		02/92→09/96			
3234 K	250 kW		02/92→09/96			
3235	260 kW		07/88→08/94			
3235	260 - 269 kW		10/88→07/92			
3235 L	260 kW		07/87→09/96			
3236 A	261 kW		07/87→09/96			
3238	261 kW		03/91→09/96			
3238	280 kW		10/90→09/96			
3238	280 kW		03/91→09/96			
3238	362 - 370 kW		10/90→09/96			
3238, 3238 L	280 kW		01/94→09/96			
3238, 3238 L	320 kW		10/90→09/96			
3238 L	280 kW		07/87→09/96			
3244	320 kW		01/94→09/96			
3244 L	320 kW		07/87→09/96			
3248	353 kW		07/87→09/96			
3248	353 - 362 kW		07/87→09/96			
3250 L	370 kW		07/87→09/96			
3253, 3253 L	390 kW		01/96→09/96			
3255	390 kW		07/87→09/96			
3529	213 - 218 kW		07/88→08/94			
3534 K	250 kW		10/93→09/96			
3535	260 - 269 kW		07/88→08/94			
3535 AK	266 kW		02/90→08/94			
3535 AK	280 kW		03/91→08/94			
3535 B	269 kW		10/88→08/94			
3535 B	362 kW		10/88→08/94			
3535 K	260 kW		07/87→09/96			
3535 K	269 kW		10/88→08/94			
3535 K	280 kW		03/91→08/94			

Manufacturer - Model	Power	Displ.	Year of Constr.	Remark	Part Number	Page
MERCEDES-BENZ - SK						07/87→
3535 K	362 kW		10/88→08/94	Front; L 650 mm; Quantity: 1	9XW 184 107-261 Wiper 270 Blade	
3535 S	250 - 260 kW		07/88→08/94			
3538	280 kW		03/91→09/96	Front; Length [in]: 26; L 650 mm; Quantity: 1	9XW 191 397-261 Wiper 273 Blade	
3538	280 kW		09/91→09/96			
3538 AK	280 kW		01/94→09/96			
3538 AK	320 kW		03/91→09/96			
3538 AK	370 kW		03/91→09/96			
3538 K	280 kW		03/91→09/96			
3538 K	280 kW		01/94→09/96			
3538 K	320 kW		03/91→09/96			
3538 K	362 - 370 kW		03/91→09/96			
3544	320 kW		01/92→09/96			
3544 AK	320 kW		03/91→09/96			
3544 K	320 kW		03/91→09/96			
3548	362 - 370 kW		05/92→09/96			
3550	362 - 370 kW		05/92→09/96			
3550 K	370 kW		03/91→09/96			
3550 S, 3553 S	362 - 370 kW		05/92→09/96			
3553, 3553 L	390 kW		01/94→09/96			
3553 S	390 kW		04/92→			
4050 A	368 kW		07/87→			
4050 A	370 kW		07/87→			
4844	320 kW		12/91→08/94			
4844 K	320 kW		03/91→09/96			
4850 A	368 kW		07/87→			
1850,1850 L	362 - 370 kW		07/87→09/96	01/91→ ; Front; L 650 mm; Quantity: 1	9XW 184 107-261 Wiper 270 Blade	
1850 S,1850 LS	362 - 370 kW		07/87→09/96	01/91→ ; Front; Length [in]: 26; L 650 mm; Quantity: 1	9XW 191 397-261 Wiper 273 Blade	
2429	206 kW		07/87→09/96	elec.; Mono Pump; 24 V; with sensor for wash-water level	8TW 006 849-091 Water 268 Pump, window cleaning	
				Front; L 650 mm; Quantity: 1	9XW 184 107-261 Wiper 270 Blade	
				Front; Length [in]: 26; L 650 mm; Quantity: 1	9XW 191 397-261 Wiper 273 Blade	
3235 K	260 - 269 kW		07/87→07/92	10/88→ ; Front; L 650 mm; Quantity: 1	9XW 184 107-261 Wiper 270 Blade	
				10/88→ ; Front; Length [in]: 26; L 650 mm; Quantity: 1	9XW 191 397-261 Wiper 273 Blade	
3538 AK	280 kW		03/91→09/96	05/92→ ; Front; L 650 mm; Quantity: 1	9XW 184 107-261 Wiper 270 Blade	
				05/92→ ; Front; Length [in]: 26; L 650 mm; Quantity: 1	9XW 191 397-261 Wiper 273 Blade	
MERCEDES-BENZ - TOURINO (O 510)						10/03→
TOURINO	180 kW		10/03→	elec.; Mono Pump; 24 V; with sensor for wash-water level	8TW 006 849-091 Water 268 Pump, window cleaning	
TOURINO	205 kW		10/03→			
MERCEDES-BENZ - TOURO (O 500)						10/01→
Touro	260 kW		10/01→	elec.; Mono Pump; 24 V; with sensor for wash-water level	8TW 006 849-091 Water 268 Pump, window cleaning	
Touro	310 kW		10/01→			
MERCEDES-BENZ - UNIMOG						01/77→
U 1000	75 kW		01/88→	Front; L 500 mm; Quantity: 1	9XW 184 107-201 Wiper 269 Blade	
U 100L	71 kW		11/92→			
U 100L	85 - 90 kW		07/96→	Front; Length [in]: 20; L 500 mm; Quantity: 1	9XW 191 397-201 Wiper 272 Blade	
U 110,U 110L	75 - 77 kW		02/92→			
U 1150,U 1150L	81 kW		05/88→	Front; Length 1 [mm]: 500; Quantity: 1	9XW 862 052-001 Wiper 276 Blade	
U 1150L	92 kW		05/88→			
U 1200	92 kW		01/88→			
U 1200T	92 kW		01/88→			
U 1250,U 1250L	92 kW		01/88→			
U 1250L	100 kW		05/88→			
U 130,U 140	98 - 103 kW		07/92→			
U 1350L	100 kW		05/88→			
U 1400	100 kW		01/88→			
U 140L	100 - 103 kW		07/92→			
U 140T	98 kW		07/92→			
U 1450,U 1450L	100 kW		01/88→			
U 1550	110 kW		01/86→05/88			
U 1550L	100 kW		05/88→			
U 1550L	114 kW		01/92→			
U 1550L	115 kW		05/88→			
U 1550L	125 kW		01/92→			
U 1550L	150 - 157 kW		05/88→			
U 1550L	177 kW		05/88→			
U 1550 L	92 - 96 kW		02/86→05/88			
U 1600	115 kW		01/88→			

Manufacturer - Model	Power	Displ.	Year of Constr.	Remark	Part Number	Page
MERCEDES-BENZ - UNIMOG					01/77→	
U 1600	150 - 157 kW		09/89→	Front; L 500 mm; Quantity: 1	9XW 184 107-201 Wiper 269 Blade	
U 1600	177 kW		05/91→			
U 1650,U 1650L	115 kW		01/88→	Front; Length [in]: 20; L 500 mm; Quantity: 1	9XW 191 397-201 Wiper 272 Blade	
U 1650,U 1650L	150 - 157 kW		09/89→			
U 1650,U 1650L	177 kW		05/91→	Front; Length 1 [mm]: 500; Quantity: 1	9XW 862 052-001 Wiper 276 Blade	
U 1700, U 1700 L	122 - 125 kW		09/88→			
U 1700T	122 - 125 kW		09/88→			
U 1750,U 1750L	122 - 127 kW		09/88→			
U 1800	132 kW		04/92→			
U 1800T	132 kW		04/92→			
U 1850,U 1850L	132 kW		04/92→			
U 2100	155 - 157 kW		09/89→			
U 2100T	155 - 157 kW		09/89→			
U 2150	155 - 157 kW		09/89→			
U 2150,U 2150L	155 - 157 kW		09/89→			
U 2150,U 2150L	177 kW		09/89→			
U 2400	177 kW		05/91→			
U 2400TG	177 kW		07/93→			
U 2450,U 2450L	177 kW		05/91→			
U 2450L	177 kW		07/93→			
U 3000	110 - 115 kW		09/02→			
U 4000	110 - 115 kW		09/02→			
U 3000	130 kW		09/02→			
U 4000	160 kW		09/02→			
U 5000	160 kW		09/02→			
U 5000	170 kW		11/02→			
U 600	38 - 44 kW		05/88→			
U 650,U 650L	38 - 44 kW		05/88→			
U 800	53 - 55 kW		01/77→03/90			
U 800	53 - 55 kW		05/88→03/90			
U 800L	53 - 55 kW		01/77→03/90			
U 90	65 kW		11/92→			
U 90	85 - 90 kW		07/96→			
U 900	62 kW		05/88→			
U 900	81 kW		11/88→			
U 300	110 kW		03/00→	elec.; Mono Pump; 24 V; with sensor for wash-water level	8TW 006 849-091 Water 268 Pump, window cleaning	
U 300	130 kW		03/00→			
U 400	130 kW		03/00→	Front; L 500 mm; Quantity: 1	9XW 184 107-201 Wiper 269 Blade	
U 400	170 kW		03/00→			
U 500, UGN NA	170 - 172 kW		10/00→	Front; Length [in]: 20; L 500 mm; Quantity: 1	9XW 191 397-201 Wiper 272 Blade	
U 500, UGN NA	205 - 209 kW		10/00→			
				Front; Length 1 [mm]: 500; Quantity: 1	9XW 862 052-001 Wiper 276 Blade	
UX 100H,UX 100M	80 - 90 kW		09/96→	Front; L 500 mm; Quantity: 1	9XW 184 107-201 Wiper 269 Blade	
				Front; L 650 mm; Quantity: 1	9XW 184 107-261 Wiper 270 Blade	
				Front; Length [in]: 20; L 500 mm; Quantity: 1	9XW 191 397-201 Wiper 272 Blade	
				Front; Length [in]: 26; L 650 mm; Quantity: 1	9XW 191 397-261 Wiper 273 Blade	
MERCEDES-BENZ - ZETROS					09/08→	
1833 A	240 kW		09/08→	elec.; Mono Pump; 24 V; with sensor for wash-water level	8TW 006 849-091 Water 268 Pump, window cleaning	
2733 A	240 kW		09/08→			

ATLAS COPCO	HELLA
5350661250	8TW 005 496-051
FORD	HELLA
89DB17K624BB	8TW 005 496-051
97CT17K624BA	8TW 005 496-051
JOHN DEERE	HELLA
F0 42 770	8TW 005 496-051
KÄSSBOHRER	HELLA
7.731.000.345.0	8TW 005 496-051
KÖGEL	HELLA
328477	8TW 005 496-051
LIEBHERR	HELLA
5 801 680	8TW 005 496-051
5 910 554 08	8TW 005 496-051
MERCEDES- BENZ	HELLA
000 869 40 21	8TW 006 849-091
A 000 869 40 21	8TW 006 849-091
NEOPLAN	HELLA
1106.685.6	8TW 005 496-051
N1.01106-6856	8TW 005 496-051
SISU	HELLA
112-210-0091	8TW 005 496-051
STILL	HELLA
527976	8TW 005 496-051
527979	8TW 005 496-051
VOLVO	HELLA
7 036 054 7	8TW 005 496-051



8TW ...

8TW 005 496-051	268
8TW 006 849-091	268

9XW ...

9XW 168 957-001	269
9XW 184 107-201	269
9XW 184 107-241	270
9XW 184 107-261	270
9XW 184 107-281	270
9XW 184 107-321	271
9XW 184 107-361	271
9XW 184 107-401	271
9XW 191 397-201	272
9XW 191 397-241	272
9XW 191 397-261	273
9XW 191 397-281	273
9XW 191 397-321	274
9XW 191 397-361	274
9XW 191 397-401	275
9XW 194 562-361	275
9XW 194 562-401	276
9XW 862 052-001	276
9XW 862 056-001	277
9XW 862 061-001	277
9XW 862 062-001	278

Connecting Cable, outside mirror.....	329
Cover, outside mirror.....	329
Cover, wide angle mirror.....	329
Front Mirror, driver cab.....	330
Mirror Glass, front mirror.....	335
Mirror Glass, outside mirror.....	336
Mirror Glass, wide angle mirror.....	342
Outside Mirror.....	310
Ramp Mirror.....	331
Wide-angle mirror.....	332

Mirror - Outside Mirror

8SB 002 994-001
e1 14026



Camber Radius	1,400
Fitting Position	<ul style="list-style-type: none"> • Left • Right
for mirror pole Ø [mm]	10
Height [mm]	265
Inspection Tag	e1 14026
Mounting Type	Bolt Connection
Width [mm]	160

Spare Parts



1 x 9EY 117 127-001 Mirror Glass

8SB 002 995-001
e1 14012

HELLA



Camber Radius	2,200
Fitting Position	<ul style="list-style-type: none"> • Left • Right
Height [mm]	241
Housing Colour	Grey
Housing Type	Synthetic Material Housing
Inspection Tag	e1 14012
Mounting Type	Bolted
Width [mm]	158

Mirror - Outside Mirror

8SB 002 995-011
089018, e1 14012

black _



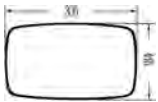
Camber Radius	2,200
Fitting Position	<ul style="list-style-type: none"> • Left • Right
Height [mm]	241
Housing Colour	Black
Housing Type	Synthetic Material Housing
Inspection Tag	e1 14012
Mounting Type	Bolted
Width [mm]	158

Mirror - Outside Mirror

8SB 003 614-001

e1 14032, e1 14108, 089029, e1 10430, E1 14092, e1 14109

HELLA



Camber Radius	2,200
Fitting Position	<ul style="list-style-type: none"> • Left • Right
for mirror pole Ø [mm]	<ul style="list-style-type: none"> • 18 • 22
Height [mm]	305
Housing Colour	Black
Housing Type	Synthetic Material Housing
Inspection Tag	<ul style="list-style-type: none"> • e1 10430 • e1 14032 • E1 14092 • e1 14108 • e1 14109
Supplementary Article/Supplementary Info 2	without fastening material
Width [mm]	184

Spare Parts



1 x 9EY 122 979-001 Mirror Glass

Accessories

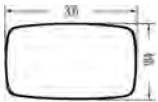
1 x 8HS 562 691-002 Mounting Kit, outside mirror

Mirror - Outside Mirror

8SB 003 614-011

E1 021032, e1 03 0190, 089175

heated, 24V _



Camber Radius	2,200
Fitting Position	<ul style="list-style-type: none"> • Left • Right
for mirror pole Ø [mm]	<ul style="list-style-type: none"> • 18 • 22
Height [mm]	305
Housing Colour	Black
Housing Type	Synthetic Material Housing
Inspection Tag	<ul style="list-style-type: none"> • E1 021032 • e1 03 0190
Outer/Inner Mirror	Heatable
Rated Voltage [V]	24
Supplementary Article/Supplementary Info 2	without fastening material
Width [mm]	184

Spare Parts



1 x 9MX 127 586-001 Mirror Glass, outside mirror

Accessories

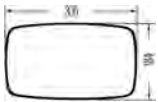
1 x 8HS 562 691-002 Mounting Kit, outside mirror

1 x 8KA 003 806-001 Connecting Cable, outside mirror

Mirror - Outside Mirror

8SB 003 614-081
E1 14099

heated, 12V _



Camber Radius	2,200
Fitting Position	<ul style="list-style-type: none"> • Left • Right
for mirror pole Ø [mm]	<ul style="list-style-type: none"> • 18 • 22
Height [mm]	305
Housing Colour	Black
Housing Type	Synthetic Material Housing
Inspection Tag	E1 14099
Outer/Inner Mirror	Heatable
Rated Voltage [V]	12
Supplementary Article/Supplementary Info 2	without fastening material
Width [mm]	184

Spare Parts



1 x 9MX 127 586-032 Mirror Glass, outside mirror

Accessories

1 x 8HS 562 691-002 Mounting Kit, outside mirror
1 x 8KA 003 806-001 Connecting Cable, outside mirror

Mirror - Outside Mirror

8SB 003 978-001

E1 14094, E1 14093, E1 0956, e1 14086, E1 14042, e1 0134, e1 14091, 089030

HELLA



Camber Radius	2,100
Fitting Position	<ul style="list-style-type: none"> • Left • Right
Height [mm]	367
Housing Colour	Black
Housing Type	Synthetic Material Housing
Inspection Tag	<ul style="list-style-type: none"> • e1 0134 • E1 0956 • E1 14042 • e1 14086 • e1 14091 • E1 14093 • E1 14094
Overall Height [mm]	184
Supplementary Article/Supplementary Info 2	without fastening material
Width [mm]	182

Spare Parts



1 x 9EY 125 314-001 Mirror Glass

Mirror - Outside Mirror

8SB 003 978-041

e1 0134, e1 14091, e1 14094, E1 14093, E1 0956, e1 14042, e1 14086, 089031

heated, 24V _



Camber Radius	2,200
Fitting Position	<ul style="list-style-type: none"> • Left • Right
for mirror pole Ø [mm]	<ul style="list-style-type: none"> • 18 • 22
Height [mm]	367
Housing Colour	Black
Housing Type	Synthetic Material Housing
Inspection Tag	<ul style="list-style-type: none"> • e1 0134 • E1 0956 • e1 14042 • e1 14086 • e1 14091 • E1 14093 • e1 14094
Outer/Inner Mirror	Heatable
Rated Voltage [V]	24
Supplementary Article/Supplementary Info 2	without fastening material
Width [mm]	182

Spare Parts



1 x 9MX 127 585-002 Mirror Glass, outside mirror

Accessories

1 x 8HS 562 691-002 Mounting Kit, outside mirror

1 x 8KA 003 806-001 Connecting Cable, outside mirror

Mirror - Outside Mirror

8SB 501 081-031

089080, e1 14072, e1 0117, E1 0940

tinted _



Camber Radius	2,200
Fitting Position	<ul style="list-style-type: none"> • Left • Right
for mirror pole Ø [mm]	18
Height [mm]	422
Housing Colour	Black
Housing Type	Synthetic Material Housing
Inspection Tag	<ul style="list-style-type: none"> • e1 0117 • E1 0940 • e1 14072
Outer/Inner Mirror	Tinted
Supplementary Article/Supplementary Info 2	with fastening material
Width [mm]	200

Spare Parts



1 x 9EY 561 445-001 Mirror Glass

Mirror - Outside Mirror

8SB 501 081-041

089106, e1 14072, E1 0940, e1 0117

tinted, heated, 24V _



Camber Radius	2,200
Fitting Position	<ul style="list-style-type: none"> • Left • Right
for mirror pole Ø [mm]	18
Height [mm]	422
Housing Colour	Black
Housing Type	Synthetic Material Housing
Inspection Tag	<ul style="list-style-type: none"> • e1 0117 • E1 0940 • e1 14072
Outer/Inner Mirror	<ul style="list-style-type: none"> • Heatable • Tinted
Rated Voltage [V]	24
Supplementary Article/Supplementary Info 2	without fastening material
Width [mm]	200

Spare Parts



1 x 9MX 561 449-001 Mirror Glass, outside mirror

Accessories

1 x 8HS 562 691-002 Mounting Kit, outside mirror

1 x 8KA 003 806-001 Connecting Cable, outside mirror

Mirror - Outside Mirror

8SB 501 081-082

e1 0117, e1 14112, E1 0940

with aspherical mirror glass, heated, 24V



Camber Radius	1,800
Fitting Position	<ul style="list-style-type: none"> • Left • Right
for mirror pole Ø [mm]	<ul style="list-style-type: none"> • 18 • 22
Height [mm]	422
Housing Colour	Black
Housing Type	Synthetic Material Housing
Inspection Tag	<ul style="list-style-type: none"> • e1 0117 • E1 0940 • e1 14112
Outer/Inner Mirror	<ul style="list-style-type: none"> • Heatable • Aspherical
Rated Voltage [V]	24
Shape	Aspherical
Supplementary Article/Supplementary Info 2	with fastening material
Width [mm]	200

Spare Parts

1 x 9MX 562 236-003 Mirror Glass, outside mirror

Mirror - Outside Mirror

8SB 501 273-001
089081, e1 14123

for passenger's side, electrically adjustable, heated, 24V, right (RH traffic)



Camber Radius	2,000
Fitting Position	Right
for mirror pole Ø [mm]	28
Height [mm]	440
Housing Colour	Black
Housing Type	Synthetic Material Housing
Inspection Tag	e1 14123
Operating Mode	Electric
Outer/Inner Mirror	<ul style="list-style-type: none"> • Heatable • for electric mirror adjustment
Rated Voltage [V]	24
Width [mm]	182

Spare Parts



1 x 9EY 563 168-001 Mirror Glass

1 x 9MX 563 167-001 Mirror Glass, outside mirror

Mirror - Outside Mirror

8SB 501 274-001
E1 14123, 089082

for driver's side, manually adjustable, heated, 24V, left (RH traffic) _



Camber Radius	2,000
Fitting Position	Left
for mirror pole Ø [mm]	28
Height [mm]	440
Housing Colour	Black
Housing Type	Synthetic Material Housing
Inspection Tag	E1 14123
Operating Mode	Manual
Outer/Inner Mirror	Heatable
Rated Voltage [V]	24
Width [mm]	182

Spare Parts



1 x 9EY 563 168-001 Mirror Glass

1 x 9MX 563 167-001 Mirror Glass, outside mirror

Mirror - Outside Mirror

8SB 501 401-802

e1 0108, E1 0935, e1 0565

left, heated, 24V, electrically adjustable _



adjustable	Adjustable
Camber Radius	1,800
Fitting Position	Left
Height [mm]	479
Housing Colour	<ul style="list-style-type: none"> • Grey • Black
Housing Type	Synthetic Material Housing
Inspection Tag	<ul style="list-style-type: none"> • e1 0108 • e1 0565 • E1 0935
Operating Mode	Electric
Outer/Inner Mirror	<ul style="list-style-type: none"> • Heatable • for electric mirror adjustment
Quantity per Packing Unit	1
Rated Voltage [V]	24
Width [mm]	210

Spare Parts

1 x 9HD 564 316-002 Cover, outside mirror
1 x 9MN 562 843-002 Control Element, outside mirror
1 x 9MX 564 305-002 Mirror Glass, outside mirror
1 x 9XD 564 323-002 Holder, outside mirror

Mirror - Outside Mirror

8SB 501 401-822

e1 0108, e1 0565, E1 0935

left, heated, 24V, manually adjustable _



adjustable	Adjustable
Camber Radius	1,800
Fitting Position	Left
Height [mm]	479
Housing Colour	<ul style="list-style-type: none"> • Grey • Black
Inspection Tag	<ul style="list-style-type: none"> • e1 0108 • e1 0565 • E1 0935
Operating Mode	Manual
Outer/Inner Mirror	Heatable
Quantity per Packing Unit	1
Rated Voltage [V]	24
Width [mm]	210

Spare Parts

1 x 9HD 564 316-002 Cover, outside mirror
1 x 9MX 564 305-002 Mirror Glass, outside mirror
1 x 9XD 564 323-002 Holder, outside mirror

Mirror - Outside Mirror

8SB 501 402-802

E1 0934, e1 0566, e1 0104

right, heated, 24V, electrically adjustable _



adjustable	Adjustable
Fitting Position	Right
Housing Colour	<ul style="list-style-type: none"> • Grey • Black
Housing Type	Synthetic Material Housing
Inspection Tag	<ul style="list-style-type: none"> • e1 0104 • e1 0566 • E1 0934
Operating Mode	Electric
Outer/Inner Mirror	<ul style="list-style-type: none"> • Heatable • with entry view mirror • with front view mirror
Rated Voltage [V]	24
Supplementary Article/Supplementary Info 2	with tie rod

Spare Parts

1 x 9BG 564 360-002 Housing
1 x 9BP 564 386-002 Holder, outside mirror
1 x 9GD 564 362-002 Cover, outside mirror
1 x 9HB 564 363-002 Cover, external mirror holder
1 x 9HB 564 364-002 Cover, external mirror holder
1 x 9HB 564 365-002 Cover, external mirror holder
1 x 9HD 564 383-002 Cover, outside mirror
1 x 9MN 562 843-002 Control Element, outside mirror
1 x 9MX 564 356-002 Mirror Glass, outside mirror
1 x 9MX 564 357-002 Mirror Glass, outside mirror
1 x 9SV 562 829-002 Control Element, outside mirror
1 x 9XD 564 376-002 Holder, outside mirror

Mirror - Outside Mirror

8SB 501 402-822

E1 0934, e1 0566, e1 0104

right, heated, 24V, manually adjustable



adjustable	Adjustable
Fitting Position	Right
Housing Colour	<ul style="list-style-type: none"> • Grey • Black
Housing Type	Synthetic Material Housing
Inspection Tag	<ul style="list-style-type: none"> • e1 0104 • e1 0566 • E1 0934
Operating Mode	Manual
Outer/Inner Mirror	<ul style="list-style-type: none"> • Heatable • with entry view mirror • with front view mirror
Rated Voltage [V]	24
Supplementary Article/Supplementary Info 2	with tie rod

Spare Parts
1 x 9BG 564 360-002 Housing
1 x 9BP 564 386-002 Holder, outside mirror
1 x 9GD 564 362-002 Cover, outside mirror
1 x 9HB 564 363-002 Cover, external mirror holder
1 x 9HB 564 364-002 Cover, external mirror holder
1 x 9HB 564 365-002 Cover, external mirror holder
1 x 9HD 564 383-002 Cover, outside mirror
1 x 9MX 564 356-002 Mirror Glass, outside mirror
1 x 9MX 564 357-002 Mirror Glass, outside mirror
1 x 9SV 562 829-002 Control Element, outside mirror
1 x 9XD 564 376-002 Holder, outside mirror

Mirror - Outside Mirror

8SB 507 044-011
e1 0463

Mirror head, electrically adjustable, heated, 24V, left _



adjustable	Adjustable
Fitting Position	<ul style="list-style-type: none"> • Left • Right
Height [mm]	433
Housing Colour	Black
Housing Type	Synthetic Material Housing
Inspection Tag	e1 0463
Mounting Type	Bolted
Outer/Inner Mirror	<ul style="list-style-type: none"> • Heatable • Internal Adjustment • without mirror glass • for electric mirror adjustment
Rated Voltage [V]	24
Width [mm]	188

Accessories



1 x 9HD 564 236-001 Cover, wide angle mirror



1 x 9MX 564 234-001 Mirror Glass, outside mirror

Mirror - Outside Mirror

8SB 507 046-001
E1 0505

Mirror head, manually adjustable heated, 24V _



Fitting Position	<ul style="list-style-type: none"> • Left • Right
Height [mm]	380
Housing Colour	Black
Housing Type	Synthetic Material Housing
Inspection Tag	E1 0505
Operating Mode	Manual
Outer/Inner Mirror	<ul style="list-style-type: none"> • Heatable • without mirror glass
Rated Voltage [V]	24
Width [mm]	170

Accessories



1 x 9HD 564 236-001 Cover, wide angle mirror



1 x 9MX 564 235-011 Mirror Glass, outside mirror

Mirror - Outside Mirror

8SB 507 046-011
E1 0505

Mirror head, electrically adjustable, heated, 24V _



Fitting Position	<ul style="list-style-type: none"> • Left • Right
Height [mm]	380
Housing Colour	Black
Housing Type	Synthetic Material Housing
Inspection Tag	E1 0505
Mounting Type	Bolted
Operating Mode	Electric
Outer/Inner Mirror	<ul style="list-style-type: none"> • Heatable • Internal Adjustment • without mirror glass • for electric mirror adjustment
Rated Voltage [V]	24
Width [mm]	170

Accessories



1 x 9HD 564 236-001 Cover, wide angle mirror



1 x 9MX 564 235-011 Mirror Glass, outside mirror

Cover, outside mirror

9HD 564 236-001

Mounting element incl. cover _



Fitting Position	<ul style="list-style-type: none"> • Left • Right
Length [mm]	74
Supplementary Article/Supplementary Info	with holder
Width [mm]	65

Cover, wide angle mirror

9HD 564 236-001



Length [mm]	74
Supplementary Article/Supplementary Info	with holder
Width [mm]	65

Electric Cable - Connecting Cable, outside mirror

8KA 003 806-001

Length [mm]	2,000
Plug Type ID	2-polig
Supplementary Article/Supplementary Info 2	with a plug

Mirror - Front Mirror, driver cab

8SB 507 050-001
e1 0017



Camber Radius	300
Diameter [mm]	250
Fitting Position	<ul style="list-style-type: none"> • Left • Right
Fulfils ECE norm.	<ul style="list-style-type: none"> • 2003/38 • 2003/97
Inspection Tag	e1 0017
Outer/Inner Mirror	Heatable
Rated Voltage [V]	24

Spare Parts



1 x 9MX 564 246-001 Mirror Glass, front mirror

8SB 507 052-001
e1 0017



Camber Radius	300
Diameter [mm]	250
Fitting Position	<ul style="list-style-type: none"> • Left • Right
Fulfils ECE norm.	<ul style="list-style-type: none"> • 2003/38 • 2003/97
Inspection Tag	e1 0017
Outer/Inner Mirror	Heatable
Rated Voltage [V]	24

Spare Parts



1 x 9MX 564 246-001 Mirror Glass, front mirror

Mirror - Ramp Mirror

8SB 507 060-001
e1 0109



Camber Radius	300
Fitting Position	<ul style="list-style-type: none"> • Left • Right
Fulfils ECE norm.	<ul style="list-style-type: none"> • 2003/38 • 2003/97
Inspection Tag	e1 0109
Outer/Inner Mirror	form manual mirror adjustment

Mirror - Wide-angle mirror

8SB 501 402-802

E1 0934, e1 0566, e1 0104

right, heated, 24V, electrically adjustable _



adjustable	Adjustable
Fitting Position	Right
Housing Colour	<ul style="list-style-type: none"> • Grey • Black
Housing Type	Synthetic Material Housing
Inspection Tag	<ul style="list-style-type: none"> • e1 0104 • e1 0566 • E1 0934
Operating Mode	Electric
Outer/Inner Mirror	<ul style="list-style-type: none"> • Heatable • with entry view mirror • with front view mirror
Rated Voltage [V]	24
Supplementary Article/Supplementary Info 2	with tie rod

Spare Parts

1 x 9BG 564 360-002 Housing
1 x 9BP 564 386-002 Holder, outside mirror
1 x 9GD 564 362-002 Cover, outside mirror
1 x 9HB 564 363-002 Cover, external mirror holder
1 x 9HB 564 364-002 Cover, external mirror holder
1 x 9HB 564 365-002 Cover, external mirror holder
1 x 9HD 564 383-002 Cover, outside mirror
1 x 9MN 562 843-002 Control Element, outside mirror
1 x 9MX 564 356-002 Mirror Glass, outside mirror
1 x 9MX 564 357-002 Mirror Glass, outside mirror
1 x 9SV 562 829-002 Control Element, outside mirror
1 x 9XD 564 376-002 Holder, outside mirror

Mirror - Wide-angle mirror

8SB 501 402-822

e1 0566, E1 0934, e1 0104

right, heated, 24V, manually adjustable



adjustable	Adjustable
Fitting Position	Right
Housing Colour	<ul style="list-style-type: none"> • Grey • Black
Housing Type	Synthetic Material Housing
Inspection Tag	<ul style="list-style-type: none"> • e1 0104 • e1 0566 • E1 0934
Operating Mode	Manual
Outer/Inner Mirror	<ul style="list-style-type: none"> • Heatable • with entry view mirror • with front view mirror
Rated Voltage [V]	24
Supplementary Article/Supplementary Info 2	with tie rod

Spare Parts

- 1 x 9BG 564 360-002 Housing
- 1 x 9BP 564 386-002 Holder, outside mirror
- 1 x 9GD 564 362-002 Cover, outside mirror
- 1 x 9HB 564 363-002 Cover, external mirror holder
- 1 x 9HB 564 364-002 Cover, external mirror holder
- 1 x 9HB 564 365-002 Cover, external mirror holder
- 1 x 9HD 564 383-002 Cover, outside mirror
- 1 x 9MX 564 356-002 Mirror Glass, outside mirror
- 1 x 9MX 564 357-002 Mirror Glass, outside mirror
- 1 x 9SV 562 829-002 Control Element, outside mirror
- 1 x 9XD 564 376-002 Holder, outside mirror

Mirror - Wide-angle mirror

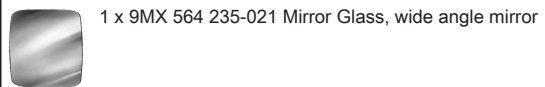
8SB 507 045-001
E1 0462

Wide-angle mirror head, heated, 24V, right _



Fitting Position	Right
Height [mm]	200
Housing Colour	Black
Housing Type	Synthetic Material Housing
Inspection Tag	E1 0462
Mounting Type	Bolted
Operating Mode	Manual
Outer/Inner Mirror	<ul style="list-style-type: none"> • Heatable • without mirror glass • with wide angle mirror • form manual mirror adjustment
Rated Voltage [V]	24
Width [mm]	200

Spare Parts



1 x 9MX 564 235-021 Mirror Glass, wide angle mirror

Accessories



1 x 9HD 564 236-001 Cover, wide angle mirror



1 x 9MX 564 235-001 Mirror Glass, wide angle mirror


8SB 507 055-001
e1 0003



Camber Radius	300
Fitting Position	<ul style="list-style-type: none"> • Left • Right
Fulfils ECE norm.	<ul style="list-style-type: none"> • 2003/38 • 2003/97
Height [mm]	192
Inspection Tag	e1 0003
Outer/Inner Mirror	<ul style="list-style-type: none"> • Heatable • form manual mirror adjustment
Rated Voltage [V]	24
Width [mm]	186

Mirror Glass, front mirror

9MX 564 246-001



Camber Radius	300
Diameter [mm]	250
Fulfils ECE norm.	<ul style="list-style-type: none">• 2003/38• 2003/97
Inspection Tag	VI e1 03*0017
Outer/Inner Mirror	Heatable
Rated Voltage [V]	24

Mirror Glass, outside mirror

9EY 122 979-001


e1 02*14099, e1 02*14032, e1 01*14099



Fitting Position	<ul style="list-style-type: none"> • Left • Right
Height [mm]	292
Inspection Tag	<ul style="list-style-type: none"> • e1 01*14099 • e1 02*14032 • e1 02*14099
Width [mm]	170


9EY 125 314-001

e1 02*14042



Height [mm]	355
Inspection Tag	e1 02*14042
Width [mm]	169

9EY 561 445-001



Camber Radius	2,200
Height [mm]	408
Outer/Inner Mirror	Tinted
Width [mm]	185

Mirror Glass, outside mirror

9EY 563 168-001

094016, E1 01 14123, e1 02*14123



Camber Radius	2,000
for OE number	000 811 84 33
Height [mm]	427
Inspection Tag	<ul style="list-style-type: none"> • E1 01 14123 • e1 02*14123
Width [mm]	169

9MX 127 585-002

e1 02*14042



Height [mm]	355
Inspection Tag	e1 02*14042
Outer/Inner Mirror	Heatable
Rated Voltage [V]	24
Width [mm]	169

9MX 127 586-001

e1 02*14032



Camber Radius	2,200
Height [mm]	292
Inspection Tag	e1 02*14032
Outer/Inner Mirror	Heatable
Rated Voltage [V]	24
Width [mm]	170

Mirror Glass, outside mirror

9MX 127 586-032



Camber Radius	2,200
Height [mm]	292
Outer/Inner Mirror	Heatable
Rated Voltage [V]	12
Width [mm]	170

9MX 561 449-001

e1 02*14072



Camber Radius	2,200
Height [mm]	408
Inspection Tag	e1 02*14072
Outer/Inner Mirror	<ul style="list-style-type: none"> • Heatable • Tinted
Rated Voltage [V]	24
Width [mm]	185

Mirror Glass, outside mirror

9MX 563 167-001
E1 01 14123, e1 02*14123



Camber Radius	2,000
Fitting Position	<ul style="list-style-type: none"> • Left • Right
Height [mm]	427
Inspection Tag	<ul style="list-style-type: none"> • E1 01 14123 • e1 02*14123
Outer/Inner Mirror	Heatable
Width [mm]	169

9MX 564 234-001
e1 02*0463, E1 01 0463

Mirror glass with heating element, 24V, convex _




Camber Radius	2,000
Fitting Position	<ul style="list-style-type: none"> • Left • Right
Height [mm]	433
Inspection Tag	<ul style="list-style-type: none"> • E1 01 0463 • e1 02*0463
Outer/Inner Mirror	<ul style="list-style-type: none"> • Heatable • Convex
Rated Voltage [V]	24
Shape	Curved
Width [mm]	188

Mirror Glass, outside mirror

9MX 564 234-011


For converting the external mirrors 8SB 507 044-001/-011



Camber Radius	1,200
Fitting Position	<ul style="list-style-type: none"> • Left • Right
Fulfils ECE norm.	<ul style="list-style-type: none"> • 2003/38 • 2003/97
Height [mm]	433
Inspection Tag	<ul style="list-style-type: none"> • II E1 010463 • II e1 02*0463 • II e1 03*0018
Outer/Inner Mirror	Heatable
Rated Voltage [V]	24
Width [mm]	188

9MX 564 235-011

Mirror glass with heating element, 24V, convex _



Camber Radius	2,000
Height [mm]	378
Outer/Inner Mirror	<ul style="list-style-type: none"> • Heatable • Convex
Rated Voltage [V]	24
Shape	Curved
Width [mm]	170

Mirror Glass, outside mirror

9MX 564 247-001



Camber Radius	1,200
Fitting Position	<ul style="list-style-type: none"> • Left • Right
Fulfils ECE norm.	<ul style="list-style-type: none"> • 2003/38 • 2003/97
Height [mm]	431
Inspection Tag	II e1 03*0002
Outer/Inner Mirror	Heatable
Rated Voltage [V]	24
Width [mm]	186

Mirror Glass, wide angle mirror

9MX 564 235-001

e1 02*0505, E1 01 0462, E1 01 0505, e1 02*0462

Wide-angle mirror glass, heated, 24V, highly convex _



Camber Radius	450
Height [mm]	200
Inspection Tag	<ul style="list-style-type: none"> • E1 01 0462 • E1 01 0505 • e1 02*0462 • e1 02*0505
Outer/Inner Mirror	<ul style="list-style-type: none"> • Heatable • with wide angle mirror • Convex
Rated Voltage [V]	24
Shape	Curved
Width [mm]	200

9MX 564 235-021

For converting the wide-angle mirror 8SB 507 045-001



Camber Radius	300
Fulfils ECE norm.	<ul style="list-style-type: none"> • 2003/38 • 2003/97
Height [mm]	200
Inspection Tag	<ul style="list-style-type: none"> • IV E1 010462 • IV e1 02*0462 • IV e1 03*0019
Outer/Inner Mirror	Heatable
Rated Voltage [V]	24
Width [mm]	200



MERCEDES-BENZ.....344

Manufacturer - Model	Power	Displ.	Year of Constr.	Remark	Part Number	Page
MERCEDES-BENZ - ACTROS						04/96→
1831, 1831 L	230 kW		04/96→10/02	Left / Right; H 433 mm; Heatable / Internal Ad-	8SB 507 044-011	326
1831 AK	230 kW		04/97→10/02	justment / without mirror glass / for electric mir-	Outside Mirror	
1831 K	230 kW		04/97→10/02	ror adjustment; 24 V; W 188 mm		
1831 S, 1831 LS	230 kW		04/96→10/02	Right; H 200 mm; Heatable / without mirror	8SB 507 045-001 Wide-	334
1835, 1835 L	260 kW		04/96→10/02	glass / with wide angle mirror / form manual	angle mirror	
1835 AK	260 kW		04/97→10/02	mirror adjustment; 24 V; W 200 mm		
1835 K	260 kW		04/97→10/02	Ø 250 mm; Fulfils ECE norm.: 2003/38 /	8SB 507 050-001 Front	330
1835 S, 1835 LS	260 kW		04/96→10/02	2003/97; Heatable; 24 V	Mirror, driver cab	
1840, 1840 L	290 kW		04/96→10/02	with holder	9HD 564 236-001	329
1840 AK	290 kW		04/97→10/02		Cover, wide angle mirror	
1840 K	290 kW		04/97→10/02	Left / Right; with holder	9HD 564 236-001	329
1840 S, 1840 LS	290 kW		04/96→10/02		Cover, outside mirror	
1843, 1843 L	315 kW		04/96→10/02	Left / Right; H 433 mm; Heatable / Convex; 24	9MX 564 234-001 Mirror	339
1843 AK	315 kW		04/97→10/02	V; W 188 mm	Glass, outside mirror	
1843 K	315 kW		04/97→10/02	Left / Right; Fulfils ECE norm.: 2003/38 /	9MX 564 234-011 Mirror	340
1843 S, 1843 LS	315 kW		04/96→10/02	2003/97; H 433 mm; Heatable; 24 V; W 188	Glass, outside mirror	
1846 AK	335 kW		04/97→10/03	mm		
1846 S, 1846 LS	335 kW		10/98→	Heatable / with wide angle mirror / Convex; 24	9MX 564 235-001 Mirror	342
1848, 1848 L	350 kW		04/96→10/02	V	Glass, wide angle mirror	
1848 AK	350 kW		04/97→10/02	Fulfils ECE norm.: 2003/38 / 2003/97; Heata-	9MX 564 235-021 Mirror	342
1848 K	350 kW		04/97→10/02	ble; 24 V	Glass, wide angle mirror	
1848 S, 1848 LS	350 kW		04/96→10/02	Ø 250 mm; Fulfils ECE norm.: 2003/38 /	9MX 564 246-001 Mirror	335
1850 AK	370 kW		10/97→	2003/97; Heatable; 24 V	Glass, front mirror	
1853, 1853 L	390 kW		04/96→10/02			
1853 S, 1853 LS	390 kW		04/96→10/02			
1857 L	420 kW		04/97→10/02			
1857 LS	420 kW		04/97→10/02			
2031	230 kW		04/97→10/02			
2031 A	230 kW		04/97→10/02			
2031 AK	230 kW		09/96→10/02			
2031 AS	230 kW		04/96→10/02			
2031 K	230 kW		04/97→10/02			
2031 S	230 kW		04/96→10/02			
2035 A	260 kW		04/97→10/02			
2035 S	260 kW		04/96→10/02			
2040	290 kW		09/96→10/02			
2040 AK	290 kW		09/96→10/02			
2040 AS	290 kW		04/96→10/02			
2040 S	290 kW		04/96→10/02			
2043 AS	315 kW		04/96→10/02			
2046 AS	335 kW		10/96→			
2048 AS	350 kW		04/96→10/02			
2050 AS	370 kW		10/96→			
2053 S	390 kW		04/96→10/02			
2531, 2531 L	230 kW		09/96→10/02			
2531 LS	230 kW		09/96→10/02			
2535 L	260 kW		09/96→10/02			
2535 LS	260 kW		09/96→10/02			
2540, 2540 L	290 kW		09/96→10/02			
2540 LS	290 kW		09/96→10/02			
2543, 2543 L	315 kW		09/96→10/02			
2543 LS	315 kW		09/96→10/02			
2546 LS	335 kW		10/97→			
2548, 2548 L	350 kW		09/96→10/02			
2548 LS	350 kW		09/96→10/02			
2553, 2553 L	390 kW		09/96→10/02			
2553 LS	390 kW		09/96→10/02			
2557 L	420 kW		09/96→10/02			
2631, 2631 L	230 kW		04/96→10/02			
2631 B	230 kW		04/97→10/02			
2631 K	230 kW		04/97→10/02			
2635, 2635 L	260 kW		04/96→10/02			
2635 B	260 kW		04/97→10/02			
2635 K, 2635 LK	260 kW		04/97→10/02			
2640, 2640 L	290 kW		04/96→10/02			
2640 B	290 kW		04/97→10/02			
2640 K, 2640 LK	290 kW		04/97→10/02			
2640 S, 2640 LS	290 kW		09/96→10/02			
2643, 2643 L	315 kW		04/96→10/02			
2643 B	315 kW		04/97→10/02			
2643 K, 2643 LK	315 kW		04/97→10/02			
2643 S, 2643 LS	315 kW		04/97→10/02			
2646 B	335 kW		10/97→			
2646 S, 2646 LS	335 kW		10/97→			
2648, 2648 L	350 kW		04/96→10/02			
2648 K, 2648 LK	350 kW		04/97→10/02			
2648 K, 2648 LK	355 kW		10/97→			
2648 S, 2648 LS	350 kW		09/96→10/02			
2648 S, 2648 LS	355 kW		10/97→			
2650 S, 2650 LS	370 kW		10/97→			
2653, 2653 L	390 kW		04/96→10/02			

Manufacturer - Model	Power	Displ.	Year of Constr.	Remark	Part Number	Page
MERCEDES-BENZ - ACTROS						04/96→
2653 K, 2653 LK	390 kW		04/97→10/02	Left / Right; H 433 mm; Heatable / Internal Adjustment / without mirror glass / for electric mirror adjustment; 24 V; W 188 mm	8SB 507 044-011 Outside Mirror	326
2653 S, 2653 LS	390 kW		09/96→10/02			
2657 K, 2657 LK	420 kW		04/97→10/02	Right; H 200 mm; Heatable / without mirror glass / with wide angle mirror / form manual mirror adjustment; 24 V; W 200 mm	8SB 507 045-001 Wide-angle mirror	334
2657 L	420 kW		04/97→10/02			
2657 S, 2657 LS	420 kW		04/97→10/02	Ø 250 mm; Fulfils ECE norm.: 2003/38 / 2003/97; Heatable; 24 V	8SB 507 050-001 Front Mirror, driver cab	330
3231 B	230 kW		04/97→10/02			
3231 K	230 kW		04/97→10/02	with holder	9HD 564 236-001	329
3235	260 kW		04/97→10/02	Left / Right; with holder	9HD 564 236-001	329
3235 B	260 kW		04/97→10/02			
3235 K	260 kW		04/97→10/02	Left / Right; H 433 mm; Heatable / Convex; 24 V; W 188 mm	9MX 564 234-001 Mirror Glass, outside mirror	339
3240	290 kW		04/97→10/02			
3240 B	290 kW		04/97→10/02	Left / Right; Fulfils ECE norm.: 2003/38 / 2003/97; H 433 mm; Heatable; 24 V; W 188 mm	9MX 564 234-011 Mirror Glass, outside mirror	340
3240 K	290 kW		04/97→10/02			
3243	315 kW		04/97→10/02	Heatable / with wide angle mirror / Convex; 24 V	9MX 564 235-001 Mirror Glass, wide angle mirror	342
3243 B	315 kW		04/97→10/02			
3243 K	315 kW		04/97→10/02	Fulfils ECE norm.: 2003/38 / 2003/97; Heatable; 24 V	9MX 564 235-021 Mirror Glass, wide angle mirror	342
3246 B	335 kW		10/97→			
3246 K	335 kW		10/97→	Ø 250 mm; Fulfils ECE norm.: 2003/38 / 2003/97; Heatable; 24 V	9MX 564 246-001 Mirror Glass, front mirror	335
3331	230 kW		04/97→10/02			
3331 A	230 kW		04/97→10/02	Fulfils ECE norm.: 2003/38 / 2003/97; Heatable; 24 V	9MX 564 235-021 Mirror Glass, wide angle mirror	342
3331 AK	230 kW		04/97→10/02			
3331 AS	230 kW		04/97→10/02	Ø 250 mm; Fulfils ECE norm.: 2003/38 / 2003/97; Heatable; 24 V	9MX 564 246-001 Mirror Glass, front mirror	335
3331 B	230 kW		04/97→10/02			
3331 K	230 kW		04/97→10/02	Heatable / with wide angle mirror / Convex; 24 V	9MX 564 235-001 Mirror Glass, wide angle mirror	342
3331 S	230 kW		04/97→10/02			
3335	260 kW		04/97→10/02	Fulfils ECE norm.: 2003/38 / 2003/97; Heatable; 24 V	9MX 564 235-021 Mirror Glass, wide angle mirror	342
3335 AK	260 kW		10/97→10/03			
3335 B	260 kW		04/97→10/02	Ø 250 mm; Fulfils ECE norm.: 2003/38 / 2003/97; Heatable; 24 V	9MX 564 246-001 Mirror Glass, front mirror	335
3335 K	260 kW		04/97→10/02			
3335 S	260 kW		04/97→10/02	Heatable / with wide angle mirror / Convex; 24 V	9MX 564 235-001 Mirror Glass, wide angle mirror	342
3336 S	265 kW		10/97→			
3340	290 kW		04/97→10/02	Fulfils ECE norm.: 2003/38 / 2003/97; Heatable; 24 V	9MX 564 235-021 Mirror Glass, wide angle mirror	342
3340 A	290 kW		04/97→10/02			
3340 AK	290 kW		04/97→10/02	Ø 250 mm; Fulfils ECE norm.: 2003/38 / 2003/97; Heatable; 24 V	9MX 564 246-001 Mirror Glass, front mirror	335
3340 AS	290 kW		04/97→10/02			
3340 B	290 kW		04/97→10/02	Heatable / with wide angle mirror / Convex; 24 V	9MX 564 235-001 Mirror Glass, wide angle mirror	342
3340 K	290 kW		04/97→10/02			
3340 S	290 kW		04/97→10/02	Fulfils ECE norm.: 2003/38 / 2003/97; Heatable; 24 V	9MX 564 235-021 Mirror Glass, wide angle mirror	342
3341 S	300 kW		10/97→			
3343	315 kW		04/97→10/02	Ø 250 mm; Fulfils ECE norm.: 2003/38 / 2003/97; Heatable; 24 V	9MX 564 246-001 Mirror Glass, front mirror	335
3343 AK	315 kW		04/97→10/02			
3343 AS	315 kW		04/97→10/02	Heatable / with wide angle mirror / Convex; 24 V	9MX 564 235-001 Mirror Glass, wide angle mirror	342
3343 B	315 kW		04/97→10/02			
3343 K	315 kW		04/97→10/02	Fulfils ECE norm.: 2003/38 / 2003/97; Heatable; 24 V	9MX 564 235-021 Mirror Glass, wide angle mirror	342
3343 S	315 kW		04/97→10/02			
2535 LS	335 kW		04/97→10/02	Ø 250 mm; Fulfils ECE norm.: 2003/38 / 2003/97; Heatable; 24 V	9MX 564 246-001 Mirror Glass, front mirror	335
3346 AK	335 kW		10/97→			
3346 AS	335 kW		10/97→	Heatable / with wide angle mirror / Convex; 24 V	9MX 564 235-001 Mirror Glass, wide angle mirror	342
3346 K	335 kW		10/97→			
3346 S	335 kW		10/97→	Fulfils ECE norm.: 2003/38 / 2003/97; Heatable; 24 V	9MX 564 235-021 Mirror Glass, wide angle mirror	342
3348	350 kW		04/97→10/02			
3348 AK	350 kW		04/97→10/02	Ø 250 mm; Fulfils ECE norm.: 2003/38 / 2003/97; Heatable; 24 V	9MX 564 246-001 Mirror Glass, front mirror	335
3348 AS	350 kW		04/97→10/02			
3348 K	350 kW		04/97→10/02	Heatable / with wide angle mirror / Convex; 24 V	9MX 564 235-001 Mirror Glass, wide angle mirror	342
3348 S	350 kW		04/97→10/02			
3350 AK	370 kW		10/97→	Fulfils ECE norm.: 2003/38 / 2003/97; Heatable; 24 V	9MX 564 235-021 Mirror Glass, wide angle mirror	342
3350 AS	370 kW		10/97→			
3350 K	370 kW		10/97→	Ø 250 mm; Fulfils ECE norm.: 2003/38 / 2003/97; Heatable; 24 V	9MX 564 246-001 Mirror Glass, front mirror	335
3350 S	370 kW		10/97→			
3353	390 kW		04/97→10/02	Heatable / with wide angle mirror / Convex; 24 V	9MX 564 235-001 Mirror Glass, wide angle mirror	342
3353 AS	390 kW		04/97→10/02			
3353 S	390 kW		04/97→10/02	Fulfils ECE norm.: 2003/38 / 2003/97; Heatable; 24 V	9MX 564 235-021 Mirror Glass, wide angle mirror	342
3357	420 kW		04/97→10/02			
3357 S	420 kW		04/97→10/02	Ø 250 mm; Fulfils ECE norm.: 2003/38 / 2003/97; Heatable; 24 V	9MX 564 246-001 Mirror Glass, front mirror	335
4140 AK	290 kW		04/97→10/02			
4140 B	290 kW		04/97→10/02	Heatable / with wide angle mirror / Convex; 24 V	9MX 564 235-001 Mirror Glass, wide angle mirror	342
4140 K	290 kW		04/97→10/02			
4143 AK	315 kW		04/97→10/02	Fulfils ECE norm.: 2003/38 / 2003/97; Heatable; 24 V	9MX 564 235-021 Mirror Glass, wide angle mirror	342
4143 K	315 kW		04/97→10/02			
4146 AK	335 kW		10/97→	Ø 250 mm; Fulfils ECE norm.: 2003/38 / 2003/97; Heatable; 24 V	9MX 564 246-001 Mirror Glass, front mirror	335
4146 K	335 kW		10/97→			
4148 AK	350 kW		04/97→10/02	Heatable / with wide angle mirror / Convex; 24 V	9MX 564 235-001 Mirror Glass, wide angle mirror	342
4148 K	350 kW		04/97→10/02			
2665 LS	480 kW		10/02→	Left / Right; H 433 mm; Heatable / Internal Adjustment / without mirror glass / for electric mirror adjustment; 24 V; W 188 mm	8SB 507 044-011 Outside Mirror	326
				Right; H 200 mm; Heatable / without mirror glass / with wide angle mirror / form manual mirror adjustment; 24 V; W 200 mm	8SB 507 045-001 Wide-angle mirror	334
				Ø 250 mm; Fulfils ECE norm.: 2003/38 / 2003/97; Heatable; 24 V	8SB 507 050-001 Front Mirror, driver cab	330

Manufacturer - Model	Power	Displ.	Year of Constr.	Remark	Part Number	Page
MERCEDES-BENZ - ACTROS						04/96→
2665 LS	480 kW		10/02→	with holder	9HD 564 236-001	329 Cover, wide angle mirror
				Left / Right; with holder	9HD 564 236-001	329 Cover, outside mirror
				Left / Right; H 433 mm; Heatable / Convex; 24 V; W 188 mm	9MX 564 234-001	Mirror 339 Glass, outside mirror
				Left / Right; Fulfils ECE norm.: 2003/38 / 2003/97; H 433 mm; Heatable; 24 V; W 188 mm	9MX 564 234-011	Mirror 340 Glass, outside mirror
				Heatable / with wide angle mirror / Convex; 24 V	9MX 564 235-001	Mirror 342 Glass, wide angle mirror
				→05/07; Fulfils ECE norm.: 2003/38 / 2003/97; Heatable; 24 V	9MX 564 235-021	Mirror 342 Glass, wide angle mirror
				Ø 250 mm; Fulfils ECE norm.: 2003/38 / 2003/97; Heatable; 24 V	9MX 564 246-001	Mirror 335 Glass, front mirror
MERCEDES-BENZ - ACTROS MP2 / MP3						10/02→
1831 AK	230 kW		04/03→	Left / Right; H 433 mm; Heatable / Internal Adjustment / without mirror glass / for electric mirror adjustment; 24 V; W 188 mm	8SB 507 044-011	326 Outside Mirror
1831 K	230 kW		04/03→			
1836 AK	235 kW		04/03→			
1832 LS	235 kW		04/03→	Right; H 200 mm; Heatable / without mirror glass / with wide angle mirror / form manual mirror adjustment; 24 V; W 200 mm	8SB 507 045-001	Wide- 334 angle mirror
1835 AK	260 kW		04/03→			
1835 K	260 kW		04/03→			
1832, L, LL	265 kW		04/03→	Ø 250 mm; Fulfils ECE norm.: 2003/38 / 2003/97; Heatable; 24 V	8SB 507 050-001	Front 330 Mirror, driver cab
1836 K	265 kW		04/03→			
1836 LS	265 kW		04/03→	with holder	9HD 564 236-001	329 Cover, wide angle mirror
1836, L, LL	265 kW		04/03→			
1840 AK	290 kW		04/03→	Left / Right; with holder	9HD 564 236-001	329 Cover, outside mirror
1840 K	290 kW		04/03→			
1836, L, LL	300 kW		04/03→	Left / Right; H 433 mm; Heatable / Convex; 24 V; W 188 mm	9MX 564 234-001	Mirror 339 Glass, outside mirror
1841 K	300 kW		04/03→			
1841 L, LL	300 kW		04/03→	Left / Right; Fulfils ECE norm.: 2003/38 / 2003/97; H 433 mm; Heatable; 24 V; W 188 mm	9MX 564 234-011	Mirror 340 Glass, outside mirror
1841, L, LL	300 kW		04/03→			
1841, L, LL	320 kW		04/03→			
1844 K	315 - 320 kW		04/03→	Heatable / with wide angle mirror / Convex; 24 V	9MX 564 235-001	Mirror 342 Glass, wide angle mirror
1844, L, LL	320 kW		04/03→			
1846, L, LL	335 kW		04/03→	→05/07; Fulfils ECE norm.: 2003/38 / 2003/97; Heatable; 24 V	9MX 564 235-021	Mirror 342 Glass, wide angle mirror
1846 K	335 kW		04/03→			
1846 LS	335 kW		04/03→			
1846 LS, LLS	335 kW		04/03→	Ø 250 mm; Fulfils ECE norm.: 2003/38 / 2003/97; Heatable; 24 V	9MX 564 246-001	Mirror 335 Glass, front mirror
1848, L, LL	350 kW		04/03→			
1848, LS, LLS	350 kW		04/03→			
1848 AK	350 kW		04/03→			
1848 K	350 kW		04/03→			
1848 S, LS	350 kW		04/03→			
1850, 1851, L, LL	370 - 375 kW		04/03→			
1850, 1851 AK	370 - 375 kW		04/03→			
1850, 1851 K	370 - 375 kW		04/03→			
1850, 1851 LS, LLS	370 - 375 kW		04/03→			
1850, L, LL	395 - 405 kW		04/03→			
1854, L, LL	395 kW		04/03→			
1854, L	425 kW		04/03→			
1858, L	425 kW		10/02→			
1860 L, LL	440 kW		05/05→			
1861 LS	450 kW		05/05→			
2032	230 - 235 kW		04/03→			
2032 A, AE	230 - 235 kW		04/03→			
2032 AK	230 - 235 kW		04/03→			
2032 AS	230 - 235 kW		04/03→			
2032 K	230 - 235 kW		04/03→			
2032 S	230 - 235 kW		04/03→			
2036	260 - 265 kW		04/03→			
2036 A, AE	260 - 265 kW		04/03→			
2036 AK	260 - 265 kW		04/03→			
2036 AS	260 - 265 kW		04/03→			
2036 S	260 - 265 kW		04/03→			
2040	290 kW		10/02→			
2041	290 - 300 kW		04/03→			
2041 AK	290 - 300 kW		04/03→			
2041 AS	290 - 300 kW		04/03→			
2041 K	290 - 300 kW		04/03→			
2041 S	290 - 300 kW		04/03→			
2044	315 - 320 kW		04/03→			
2044 AK	315 - 320 kW		04/03→			
2044 AS	315 - 320 kW		04/03→			
2044 S	315 - 320 kW		04/03→			
2046	335 kW		04/03→			
2046 AK	335 kW		04/03→			
2046 AS	335 kW		04/03→			
2046 S	335 kW		04/03→			

Manufacturer - Model	Power	Displ.	Year of Constr.	Remark	Part Number	Page
MERCEDES-BENZ - ACTROS MP2 / MP3						10/02→
2048 AK	350 kW		04/03→	Left / Right; H 433 mm; Heatable / Internal Ad-	8SB 507 044-011	326
2048 AS	350 kW		04/03→	adjustment / without mirror glass / for electric mir-	Outside Mirror	
2050 S	370 kW		04/03→	ror adjustment; 24 V; W 188 mm		
2051 AS	375 kW		04/03→	Right; H 200 mm; Heatable / without mirror	8SB 507 045-001 Wide-	334
2054 S	395 kW		04/03→	glass / with wide angle mirror / form manual	angle mirror	
2532, L, LL	230 - 235 kW		04/03→	mirror adjustment; 24 V; W 200 mm		
2532 LS	230 - 235 kW		04/03→	Ø 250 mm; Fulfils ECE norm.: 2003/38 /	8SB 507 050-001 Front	330
2536, L, LL	260 - 265 kW		04/03→	2003/97; Heatable; 24 V	Mirror, driver cab	
2536 LS	260 - 265 kW		04/03→	with holder	9HD 564 236-001	329
2541, L, LL	290 - 300 kW		04/03→		Cover, wide angle mirror	
2541 LS	290 kW		04/03→	Left / Right; with holder	9HD 564 236-001	329
2544, L, LL	315 - 320 kW		04/03→		Cover, outside mirror	
2544 LS	315 - 320 kW		04/03→	Left / Right; H 433 mm; Heatable / Convex; 24	9MX 564 234-001 Mirror	339
2546, L, LL	335 kW		04/03→	V; W 188 mm	Glass, outside mirror	
2546 LS	335 kW		04/03→	Left / Right; Fulfils ECE norm.: 2003/38 /	9MX 564 234-011 Mirror	340
2548, L, LL	350 kW		04/03→	2003/97; H 433 mm; Heatable; 24 V; W 188	Glass, outside mirror	
2548 L	350 kW		04/03→	mm		
2548 LS	350 kW		04/03→	Heatable / with wide angle mirror / Convex; 24	9MX 564 235-001 Mirror	342
2550, LS	370 kW		04/03→	V	Glass, wide angle mirror	
2550 LS	370 kW		04/03→	-05/07; Fulfils ECE norm.: 2003/38 / 2003/97;	9MX 564 235-021 Mirror	342
2551, L, LL	375 kW		04/03→	Heatable; 24 V	Glass, wide angle mirror	
2551 LS	375 kW		04/03→	Ø 250 mm; Fulfils ECE norm.: 2003/38 /	9MX 564 246-001 Mirror	335
2553 L	390 kW		04/03→	2003/97; Heatable; 24 V	Glass, front mirror	
2554, L	395 kW		04/03→			
2554 LS	395 kW		04/03→			
2555, L, LL	405 kW		04/03→			
2555 LS	405 kW		09/05→			
2558, L	425 kW		04/03→			
2560, L, LL	440 kW		04/03→			
2631 B	230 kW		04/03→			
2631 K, LK	230 kW		04/03→			
2631 L	230 kW		04/03→			
2631 LS	230 kW		10/02→			
2632, L, LL	235 kW		04/03→			
2632 B	235 kW		04/03→			
2632 K, LK	235 kW		04/03→			
2632 LS	235 kW		04/03→			
2635 B	260 kW		04/03→			
2635 K, LK	260 kW		04/03→			
2635 L	260 kW		04/03→			
2635 LS	260 kW		10/02→			
2636, L, LL	265 kW		04/03→			
2636 B	265 kW		04/03→			
2636 K, LK	265 kW		04/03→			
2636 LS	265 kW		04/03→			
2640 B	290 kW		04/03→			
2640 K, LK	290 kW		04/03→			
2640 L	290 kW		04/03→			
2640 LS	290 kW		10/02→			
2641, L, LL	300 kW		04/03→			
2641 B	300 kW		04/03→			
2641 K, LK	300 kW		04/03→			
2641 S, LS	300 kW		04/03→			
2643 B	315 kW		04/03→			
2643 K, LK	315 kW		04/03→			
2643 L	315 kW		04/03→			
2644, L, LL	320 kW		04/03→			
2644 B	320 kW		04/03→			
2644 K, LK	320 kW		04/03→			
2644 S, LS	315 - 320 kW		04/03→			
2646, L, LL	335 kW		04/03→			
2646 B	335 kW		04/03→			
2646 K, LK	335 kW		04/03→			
2646 S, LS	335 kW		04/03→			
2648 B	350 - 355 kW		04/03→			
2648 K, LK	350 kW		04/03→			
2648 K, LK	350 - 355 kW		04/03→			
2648 L	350 kW		04/03→			
2648 LS	350 kW		10/02→			
2648 S, LS	350 kW		04/03→			
2650, L, 2651, L, LL	370 - 375 kW		04/03→			
2650 K, 2651 K, LK	370 - 375 kW		04/03→			
2650 S, LS	370 kW		04/03→			
2651 L	375 kW		04/03→			
2651 S, LS	375 kW		04/03→			
2653 K, LK	390 kW		04/03→			
2653 L	390 kW		04/03→			
2654, L, 2655, L, LL	395 - 405 kW		04/03→			
2654 K, LK, 2655 K, LK	395 - 405 kW		04/03→			
2654 S, LS	390 - 395 kW		04/03→			
2655 S, LS	405 kW		04/03→			

Manufacturer - Model	Power	Displ.	Year of Constr.	Remark	Part Number	Page
MERCEDES-BENZ - ACTROS MP2 / MP3						10/02→
2658 K, LK	425 kW		04/03→	Left / Right; H 433 mm; Heatable / Internal Adjustment / without mirror glass / for electric mirror adjustment; 24 V; W 188 mm	8SB 507 044-011 Outside Mirror	326
2658 L	425 kW		04/03→			
2658 LS	425 kW		04/03→	Right; H 200 mm; Heatable / without mirror glass / with wide angle mirror / form manual mirror adjustment; 24 V; W 200 mm	8SB 507 045-001 Wide-angle mirror	334
2660 LK	440 kW		04/03→			
2665 LS	480 kW		04/03→	Ø 250 mm; Fulfils ECE norm.: 2003/38 / 2003/97; Heatable; 24 V	8SB 507 050-001 Front Mirror, driver cab	330
3231 B	230 kW		04/03→			
3231 K, 3232 K	230 - 235 kW		04/03→	with holder	9HD 564 236-001 Cover, wide angle mirror	329
3232 B	235 kW		04/03→			
3235 B	260 kW		04/03→	Left / Right; with holder	9HD 564 236-001 Cover, outside mirror	329
3235 K	260 kW		04/03→			
3236 B	265 kW		04/03→	Left / Right; H 433 mm; Heatable / Convex; 24 V; W 188 mm	9MX 564 234-001 Mirror Glass, outside mirror	339
3236 K	265 kW		04/03→			
3240	290 kW		04/03→	Left / Right; Fulfils ECE norm.: 2003/38 / 2003/97; H 433 mm; Heatable; 24 V; W 188 mm	9MX 564 234-011 Mirror Glass, outside mirror	340
3240 B	290 kW		04/03→			
3240 K	290 kW		04/03→	Heatable / with wide angle mirror / Convex; 24 V	9MX 564 235-001 Mirror Glass, wide angle mirror	342
3241	300 kW		04/03→			
3241 B	300 kW		04/03→	-05/07; Fulfils ECE norm.: 2003/38 / 2003/97; Heatable; 24 V	9MX 564 235-021 Mirror Glass, wide angle mirror	342
3241 K	300 kW		04/03→			
3243	315 kW		10/02→	Ø 250 mm; Fulfils ECE norm.: 2003/38 / 2003/97; Heatable; 24 V	9MX 564 246-001 Mirror Glass, front mirror	335
3243 B	315 kW		04/03→			
3243 K	315 kW		04/03→			
3244	320 kW		04/03→			
3244 B	320 kW		04/03→			
3244 K	320 kW		04/03→			
3246	335 kW		04/03→			
3246 B	335 kW		04/03→			
3246 K	335 kW		04/03→			
3248, L	350 kW		04/03→			
3248 B	350 kW		04/03→			
3248 K	350 kW		04/03→			
3250	370 kW		04/03→			
3331, 3332	230 - 235 kW		04/03→			
3331 A, 3332 A	230 - 235 kW		04/03→			
3331 AK, 3332 AK	230 - 235 kW		04/03→			
3331 B	230 kW		04/03→			
3331 K	230 kW		04/03→			
3331 S, 3332 S	230 - 235 kW		04/03→			
3332 AK	235 kW		04/03→			
3332 AS	235 kW		04/03→			
3332 B	235 kW		04/03→			
3332 K	230 - 235 kW		04/03→			
3335 A	260 kW		04/03→			
3335 B	260 kW		04/03→			
3335 K	260 kW		04/03→			
3336	265 kW		04/03→			
3336 A	265 kW		04/03→			
3336 AK	260 - 265 kW		04/03→			
3336 AS	265 kW		04/03→			
3336 B	265 kW		04/03→			
3336 K	265 kW		04/03→			
3336 K	260 - 265 kW		04/03→			
3336 S	265 kW		04/03→			
3339 A	290 kW		04/03→			
3339 AK	290 kW		04/03→			
3339 B	290 kW		04/03→			
3339 K	290 kW		04/03→			
3341	300 kW		04/03→			
3341 A	300 kW		04/03→			
3341 AK	300 kW		04/03→			
3341 AS	300 kW		04/03→			
3341 B	300 kW		04/03→			
3341 K	300 kW		04/03→			
3341 S	300 kW		04/03→			
3343 AK	315 kW		04/03→			
3343 B	315 kW		04/03→			
3343 K	315 kW		04/03→			
3344	315 - 320 kW		04/03→			
3344 A	315 - 320 kW		04/03→			
3344 AK	320 kW		04/03→			
3344 AS	320 kW		04/03→			
3344 B	320 kW		04/03→			
3344 K	320 kW		04/03→			
3344 S	320 kW		04/03→			
3346	335 kW		04/03→			
3346 A	335 kW		04/03→			
3346 AK	335 kW		04/03→			
3346 AS	335 kW		04/03→			
3346 B	335 kW		04/03→			
3346 K	335 kW		04/03→			
3346 S	335 kW		04/03→			
3348	350 kW		04/03→			

Manufacturer - Model	Power	Displ.	Year of Constr.	Remark	Part Number	Page
MERCEDES-BENZ - ACTROS MP2 / MP3						10/02→
3348 A	350 kW		04/03→	Left / Right; H 433 mm; Heatable / Internal Adjustment / without mirror glass / for electric mirror adjustment; 24 V; W 188 mm	8SB 507 044-011 Outside Mirror	326
3348 AK	350 kW		04/03→			
3348 AS	350 kW		04/03→			
3348 B	350 kW		04/03→	Right; H 200 mm; Heatable / without mirror glass / with wide angle mirror / form manual mirror adjustment; 24 V; W 200 mm	8SB 507 045-001 Wide-angle mirror	334
3348 K	350 kW		04/03→			
3348 S	350 kW		04/03→			
3350, 3351	370 - 375 kW		04/03→	Ø 250 mm; Fulfils ECE norm.: 2003/38 / 2003/97; Heatable; 24 V	8SB 507 050-001 Front Mirror, driver cab	330
3351 AK	370 - 375 kW		04/03→	with holder	9HD 564 236-001 Cover, wide angle mirror	329
3351 AS	370 - 375 kW		04/03→			
3351 K	370 - 375 kW		04/03→			
3351 S	375 kW		04/03→	Left / Right; with holder	9HD 564 236-001 Cover, outside mirror	329
3354, 3355	395 - 405 kW		04/03→			
3355 A	405 kW		04/03→	Left / Right; H 433 mm; Heatable / Convex; 24 V; W 188 mm	9MX 564 234-001 Mirror Glass, outside mirror	339
3355 AK	405 kW		04/03→			
3355 AS	405 kW		04/03→			
3355 S	405 kW		04/03→	Left / Right; Fulfils ECE norm.: 2003/38 / 2003/97; H 433 mm; Heatable; 24 V; W 188 mm	9MX 564 234-011 Mirror Glass, outside mirror	340
3358	425 kW		04/03→			
3358 K	425 kW		04/03→	Heatable / with wide angle mirror / Convex; 24 V	9MX 564 235-001 Mirror Glass, wide angle mirror	342
3360	440 kW		04/03→			
3360 A	440 kW		04/03→			
3360 AK	440 kW		04/03→	-05/07; Fulfils ECE norm.: 2003/38 / 2003/97; Heatable; 24 V	9MX 564 235-021 Mirror Glass, wide angle mirror	342
3365 A	480 kW		04/03→			
4140 AK	290 - 300 kW		04/03→	Ø 250 mm; Fulfils ECE norm.: 2003/38 / 2003/97; Heatable; 24 V	9MX 564 246-001 Mirror Glass, front mirror	335
4140 B	290 kW		04/03→			
4140 K	290 - 300 kW		04/03→			
4141 AK	300 kW		04/03→			
4141 B	300 kW		04/03→			
4141 K	300 kW		04/03→			
4143 AK	315 kW		04/03→			
4143 B	315 kW		04/03→			
4143 K	315 kW		04/03→			
4144 AK	320 kW		04/03→			
4144 B	320 kW		04/03→			
4144 K	315 - 320 kW		04/03→			
4144 K	320 kW		04/03→			
4146 AK	335 kW		04/03→			
4146 B	335 kW		04/03→			
4146 K	335 kW		04/03→			
4148 AK	350 kW		04/03→			
4148 B	350 kW		04/03→			
4148 K	350 kW		04/03→			
4150 AK	370 kW		04/03→			
4150 K	370 kW		04/03→			
4151 AK	375 kW		04/03→			
4151 K	375 kW		04/03→			
4151 K	375 kW		05/05→			
4154 S	395 kW		04/03→			
4155 AK	405 kW		04/03→			
4155 K	405 kW		04/03→			
4160 AK	440 kW		04/03→			
4160 K	440 kW		04/03→			
4160 S	448 kW		10/02→			
4165 AK	480 kW		04/03→			
1832, L, LL	235 kW		04/03→	Left / Right; H 433 mm; Heatable / Internal Adjustment / without mirror glass / for electric mirror adjustment; 24 V; W 188 mm	8SB 507 044-011 Outside Mirror	326
				Right; H 200 mm; Heatable / without mirror glass / with wide angle mirror / form manual mirror adjustment; 24 V; W 200 mm	8SB 507 045-001 Wide-angle mirror	334
				Ø 250 mm; Fulfils ECE norm.: 2003/38 / 2003/97; Heatable; 24 V	8SB 507 050-001 Front Mirror, driver cab	330
				with holder	9HD 564 236-001 Cover, wide angle mirror	329
				Left / Right; with holder	9HD 564 236-001 Cover, outside mirror	329
				Left / Right; H 433 mm; Heatable / Convex; 24 V; W 188 mm	9MX 564 234-001 Mirror Glass, outside mirror	339
				Left / Right; Fulfils ECE norm.: 2003/38 / 2003/97; H 433 mm; Heatable; 24 V; W 188 mm	9MX 564 234-011 Mirror Glass, outside mirror	340
				Heatable / with wide angle mirror / Convex; 24 V	9MX 564 235-001 Mirror Glass, wide angle mirror	342
				-05/07; Fulfils ECE norm.: 2003/38 / 2003/97; Heatable; 24 V	9MX 564 235-021 Mirror Glass, wide angle mirror	342
				Fulfils ECE norm.: 2003/38 / 2003/97; Heatable; 24 V	9MX 564 235-021 Mirror Glass, wide angle mirror	342
				Ø 250 mm; Fulfils ECE norm.: 2003/38 / 2003/97; Heatable; 24 V	9MX 564 246-001 Mirror Glass, front mirror	335

Manufacturer - Model	Power	Displ.	Year of Constr.	Remark	Part Number	Page
MERCEDES-BENZ - ACTROS MP2 / MP3						10/02→
1836 A	265 kW			Left / Right; H 433 mm; Heatable / Internal Adjustment / without mirror glass / for electric mirror adjustment; 24 V; W 188 mm	8SB 507 044-011 Outside Mirror	326
1841 A	300 kW					
1844 A	315 - 320 kW		04/03→			
1846 A	335 kW		04/03→	Right; H 200 mm; Heatable / without mirror glass / with wide angle mirror / form manual mirror adjustment; 24 V; W 200 mm	8SB 507 045-001 Wide-angle mirror	334
1848 A	350 kW		04/03→			
1851 A	370 - 375 kW		04/03→			
3332 AKE	235 kW			Ø 250 mm; Fulfils ECE norm.: 2003/38 / 2003/97; Heatable; 24 V	8SB 507 050-001 Front Mirror, driver cab	330
3336 AKE	260 - 265 kW			with holder	9HD 564 236-001 Cover, wide angle mirror	329
3341 AKE	300 kW			Left / Right; with holder	9HD 564 236-001 Cover, outside mirror	329
3344 AKE	320 kW			Left / Right; H 433 mm; Heatable / Convex; 24 V; W 188 mm	9MX 564 234-001 Mirror Glass, outside mirror	339
3346 AKE	335 kW			Left / Right; Fulfils ECE norm.: 2003/38 / 2003/97; H 433 mm; Heatable; 24 V; W 188 mm	9MX 564 234-011 Mirror Glass, outside mirror	340
3348 AKE	350 kW			Heatable / with wide angle mirror / Convex; 24 V	9MX 564 235-001 Mirror Glass, wide angle mirror	342
				Fulfils ECE norm.: 2003/38 / 2003/97; Heatable; 24 V	9MX 564 235-021 Mirror Glass, wide angle mirror	342
				Ø 250 mm; Fulfils ECE norm.: 2003/38 / 2003/97; Heatable; 24 V	9MX 564 246-001 Mirror Glass, front mirror	335
2046 K	335 kW		04/03→	Left / Right; H 433 mm; Heatable / Internal Adjustment / without mirror glass / for electric mirror adjustment; 24 V; W 188 mm	8SB 507 044-011 Outside Mirror	326
3351 A	375 kW		06/08→			
				Ø 250 mm; Fulfils ECE norm.: 2003/38 / 2003/97; Heatable; 24 V	8SB 507 050-001 Front Mirror, driver cab	330
				Left / Right; with holder	9HD 564 236-001 Cover, outside mirror	329
MERCEDES-BENZ - ATEGO 2						10/04→
1015, 1015 L	112 kW		10/04→	Right; H 200 mm; Heatable / without mirror glass / with wide angle mirror / form manual mirror adjustment; 24 V; W 200 mm	8SB 507 045-001 Wide-angle mirror	334
1015 K	100 kW		10/04→			
1015 K, 1016 K	112 - 115 kW		10/04→			
1016, 1016 L	115 kW		10/04→	Left / Right; H 380 mm; Manual; Heatable / without mirror glass; 24 V; W 170 mm	8SB 507 046-001 Outside Mirror	327
1017 AK	125 kW		10/04→			
1017 K, 1018 K	125 - 130 kW		10/04→	Left / Right; H 380 mm; Heatable / Internal Adjustment / without mirror glass / for electric mirror adjustment; 24 V; W 170 mm	8SB 507 046-011 Outside Mirror	328
1018, 1018 L	130 kW		10/04→			
1018 A	130 kW		10/04→			
1018 AK	130 kW		10/04→	Fulfils ECE norm.: 2003/38 / 2003/97; H 192 mm; Heatable / form manual mirror adjustment; 24 V; W 186 mm	8SB 507 055-001 Wide-angle mirror	334
1022, 1022 L	160 kW		10/04→			
1022 A	160 kW		10/04→			
1022 AK	160 kW		10/04→	06/07→; Fulfils ECE norm.: 2003/38 / 2003/97; form manual mirror adjustment	8SB 507 060-001 Ramp Mirror	331
1022 K	160 kW		10/04→	with holder	9HD 564 236-001 Cover, wide angle mirror	329
1022 KO	160 kW		10/04→			
1023, 1023 L, 1024, 1024 L	170 - 175 kW		10/04→			
1023 A, 1024 A	170 - 175 kW		10/04→	Left / Right; with holder	9HD 564 236-001 Cover, outside mirror	329
1024, 1024 L	175 kW		10/04→			
1024 AK	175 kW		10/04→	Heatable / with wide angle mirror / Convex; 24 V	9MX 564 235-001 Mirror Glass, wide angle mirror	342
1024 K	175 kW		10/04→			
1026, 1026 L	188 kW		10/04→	H 378 mm; Heatable / Convex; 24 V; Curved; W 170 mm	9MX 564 235-011 Mirror Glass, outside mirror	340
1029, 1029 L	210 kW		10/04→			
1215, 1215 L, 1216, 1216 L	112 - 115 kW		10/04→	Ø 250 mm; Fulfils ECE norm.: 2003/38 / 2003/97; Heatable; 24 V	9MX 564 246-001 Mirror Glass, front mirror	335
1216, 1216 L	115 kW		10/04→			
1216 K	115 kW		10/04→			
1218, 1218 L	130 kW		10/04→	Left / Right; Fulfils ECE norm.: 2003/38 / 2003/97; H 431 mm; Heatable; 24 V; W 186 mm	9MX 564 247-001 Mirror Glass, outside mirror	341
1218 K	130 kW		10/04→			
1222, 1222 L	160 kW		10/04→			
1222 AF	160 kW		10/04→			
1222 F	160 kW		10/04→			
1222 K	160 kW		10/04→			
1223, 1223 L, 1224, 1224 L	170 - 175 kW		10/04→			
1224, 1224 L	175 kW		10/04→			
1224 K	175 kW		10/04→			
1226, 1226 L	188 kW		10/04→			
1226 AF	188 kW		10/04→			
1226 F	188 kW		10/04→			
1228, 1228 L, 1229, 1229 L	205 - 210 kW		10/04→			
1229, 1229 L	210 kW		10/04→			
1318, 1318 L	130 kW		10/04→			
1318 A	130 kW		10/04→			
1318 AK	130 kW		10/04→			
1318 K	130 kW		10/04→			
1322, 1322 L	160 kW		10/04→			
1322 A	160 kW		10/04→			
1322 AF	160 kW		10/04→			
1322 AK	160 kW		10/04→			
1322 F	160 kW		10/04→			
1322 K	160 kW		10/04→			

Manufacturer - Model	Power	Displ.	Year of Constr.	Remark	Part Number	Page
MERCEDES-BENZ - ATEGO 2						10/04→
1322 LKO	160 kW		10/04→	Right; H 200 mm; Heatable / without mirror glass / with wide angle mirror / form manual mirror adjustment; 24 V; W 200 mm	8SB 507 045-001 Wide-angle mirror	334
1322 LS	160 kW		10/04→			
1323, 1323 L, 1324, 1324 L	170 - 175 kW		10/04→			
1323 A, 1324 A	170 - 175 kW		10/04→	Left / Right; H 380 mm; Manual; Heatable / without mirror glass; 24 V; W 170 mm	8SB 507 046-001 Outside Mirror	327
1323 LS, 1324 LS	170 - 175 kW		10/04→			
1324, 1324 L	175 kW		10/04→	Left / Right; H 380 mm; Heatable / Internal Adjustment / without mirror glass / for electric mirror adjustment; 24 V; W 170 mm	8SB 507 046-011 Outside Mirror	328
1324 AK	175 kW		10/04→			
1324 K	170 - 175 kW		10/04→			
1324 LKO	175 kW		10/04→	Fulfils ECE norm.: 2003/38 / 2003/97; H 192 mm; Heatable / form manual mirror adjustment; 24 V; W 186 mm	8SB 507 055-001 Wide-angle mirror	334
1326, 1326 L	188 kW		10/04→			
1326 AF	188 kW		10/04→			
1326 F	188 kW		10/04→	06/07→ ; Fulfils ECE norm.: 2003/38 / 2003/97; form manual mirror adjustment	8SB 507 060-001 Ramp Mirror	331
1326 LS	188 kW		10/04→			
1328, 1328 L, 1329, 1329 L	205 - 210 kW		10/04→	with holder	9HD 564 236-001 Cover, wide angle mirror	329
1328 LS, 1329 LS	205 - 210 kW		10/04→			
1329, 1329 L	210 kW		10/04→	Left / Right; with holder	9HD 564 236-001 Cover, outside mirror	329
1329 AF	210 kW		10/04→			
1329 F	210 kW		10/04→			
1419	136 kW		10/04→	Heatable / with wide angle mirror / Convex; 24 V	9MX 564 235-001 Mirror Glass, wide angle mirror	342
1518, 1518 L	130 kW		10/04→			
1518 A	130 kW		10/04→	H 378 mm; Heatable / Convex; 24 V; Curved; W 170 mm	9MX 564 235-011 Mirror Glass, outside mirror	340
1518 AK	130 kW		10/04→			
1518 K	130 kW		10/04→	Ø 250 mm; Fulfils ECE norm.: 2003/38 / 2003/97; Heatable; 24 V	9MX 564 246-001 Mirror Glass, front mirror	335
1522, 1522 L	160 kW		10/04→			
1522 A	160 kW		10/04→	Left / Right; Fulfils ECE norm.: 2003/38 / 2003/97; H 431 mm; Heatable; 24 V; W 186 mm	9MX 564 247-001 Mirror Glass, outside mirror	341
1522 AF	160 kW		10/04→			
1522 AK	160 kW		10/04→			
1522 F	160 kW		10/04→			
1522 K	160 kW		10/04→			
1523, 1523 L, 1524, 1524 L	170 - 175 kW		10/04→			
1523 A, 1524 A	170 - 175 kW		10/04→			
1523 K, 1524 K	175 kW		10/04→			
1524, 1524 L	175 kW		10/04→			
1524 AK	175 kW		10/04→			
1526, 1526 L	188 kW		10/04→			
1526 AF	188 kW		10/04→			
1526 AK	188 kW		10/04→			
1526 K	188 kW		10/04→			
1528, 1528 L, 1529, 1529 L	205 - 210 kW		10/04→			
1529, 1529 L	210 kW		10/04→			
1529 AF	210 kW		10/04→			
1529 AK	210 kW		10/04→			
1529 F	210 kW		10/04→			
1529 K	210 kW		10/04→			
1618	130 kW		10/04→			
1618 K	130 kW		10/04→			
1622	160 kW		10/04→			
1622 K	160 kW		10/04→			
1624	175 kW		10/04→			
1624 K	175 kW		10/04→			
1629	210 kW		10/04→			
1719	136 kW		10/04→			
1722	160 kW		10/04→			
1725 S	180 kW		01/07→			
1924 L	175 kW		10/04→			
1926 L	188 kW		10/04→			
1929 L	210 kW		10/04→			
2224 L	175 kW		10/04→			
2226 L	188 kW		10/04→			
2229 L	210 kW		10/04→			
2422	160 kW		10/04→			
2529 L	210 kW		10/04→			
712, 713	90 - 95 kW		10/04→			
715, 715 L, 716, 716 L	112 - 115 kW		10/04→			
812, 813	90 - 95 kW		10/04→			
812 K	90 - 95 kW		10/04→			
815, 815 L, 816, 816 L	112 - 115 kW		10/04→			
815 F	100 kW		10/04→			
815 K, 816 K	112 - 115 kW		10/04→			
816, 816 L	115 kW		10/04→			
818, 818 L	130 kW		10/04→			
818 K	130 kW		10/04→			
822, 822 L	160 kW		10/04→			
822 F	160 kW		10/04→			
822 K	160 kW		10/04→			
823, 823 L, 824, 824 L	170 - 175 kW		10/04→			
824, 824 L	175 kW		10/04→			
824 K	175 kW		10/04→			
826, 826 L	188 kW		10/04→			
829, 829 L	210 kW		10/04→			
915, 915 L, 916, 916 L	112 - 115 kW		10/04→			

Manufacturer - Model	Power	Displ.	Year of Constr.	Remark	Part Number	Page
MERCEDES-BENZ - ATEGO 2						10/04→
915 K	112 kW		10/04→	Right; H 200 mm; Heatable / without mirror glass / with wide angle mirror / form manual mirror adjustment; 24 V; W 200 mm	8SB 507 045-001 Wide-angle mirror	334
916, 916 L	115 kW		10/04→			
916 K	115 kW		10/04→			
918, 918 L	130 kW		10/04→	Left / Right; H 380 mm; Manual; Heatable / without mirror glass; 24 V; W 170 mm	8SB 507 046-001 Outside Mirror	327
918 AF	130 kW		10/04→			
918 K	130 kW		10/04→			
922, 922 L	160 kW		10/04→	Left / Right; H 380 mm; Heatable / Internal Adjustment / without mirror glass / for electric mirror adjustment; 24 V; W 170 mm	8SB 507 046-011 Outside Mirror	328
922 AF	160 kW		10/04→			
922 K	160 kW		10/04→			
923, 923 L, 924, 924 L	170 - 175 kW		10/04→	Fulfils ECE norm.: 2003/38 / 2003/97; H 192 mm; Heatable / form manual mirror adjustment; 24 V; W 186 mm	8SB 507 055-001 Wide-angle mirror	334
924, 924 L	175 kW		10/04→			
924 K	175 kW		10/04→	06/07→ ; Fulfils ECE norm.: 2003/38 / 2003/97; form manual mirror adjustment	8SB 507 060-001 Ramp Mirror	331
926, 926 L	188 kW		10/04→			
926 AF	188 kW		10/04→	with holder	9HD 564 236-001 Cover, wide angle mirror	329
929, 929 L	210 kW		10/04→			
				Left / Right; with holder	9HD 564 236-001 Cover, outside mirror	329
				Heatable / with wide angle mirror / Convex; 24 V	9MX 564 235-001 Mirror Glass, wide angle mirror	342
				H 378 mm; Heatable / Convex; 24 V; Curved; W 170 mm	9MX 564 235-011 Mirror Glass, outside mirror	340
				Ø 250 mm; Fulfils ECE norm.: 2003/38 / 2003/97; Heatable; 24 V	9MX 564 246-001 Mirror Glass, front mirror	335
				Left / Right; Fulfils ECE norm.: 2003/38 / 2003/97; H 431 mm; Heatable; 24 V; W 186 mm	9MX 564 247-001 Mirror Glass, outside mirror	341
1118 AF	130 kW		01/11→	Right; H 200 mm; Heatable / without mirror glass / with wide angle mirror / form manual mirror adjustment; 24 V; W 200 mm	8SB 507 045-001 Wide-angle mirror	334
1315	110 kW		10/04→			
1418	130 kW		10/04→			
1418 K	130 kW		01/11→	Left / Right; H 380 mm; Manual; Heatable / without mirror glass; 24 V; W 170 mm	8SB 507 046-001 Outside Mirror	327
1718	130 kW		10/04→			
1718 K	130 kW		01/11→	Left / Right; H 380 mm; Heatable / Internal Adjustment / without mirror glass / for electric mirror adjustment; 24 V; W 170 mm	8SB 507 046-011 Outside Mirror	328
1725	180 kW		10/04→			
1725 A	180 kW		10/06→			
1725 K	180 kW		01/11→	Fulfils ECE norm.: 2003/38 / 2003/97; H 192 mm; Heatable / form manual mirror adjustment; 24 V; W 186 mm	8SB 507 055-001 Wide-angle mirror	334
2425	180 kW		10/04→			
				Fulfils ECE norm.: 2003/38 / 2003/97; form manual mirror adjustment	8SB 507 060-001 Ramp Mirror	331
				with holder	9HD 564 236-001 Cover, wide angle mirror	329
				Left / Right; with holder	9HD 564 236-001 Cover, outside mirror	329
				Heatable / with wide angle mirror / Convex; 24 V	9MX 564 235-001 Mirror Glass, wide angle mirror	342
				H 378 mm; Heatable / Convex; 24 V; Curved; W 170 mm	9MX 564 235-011 Mirror Glass, outside mirror	340
				Ø 250 mm; Fulfils ECE norm.: 2003/38 / 2003/97; Heatable; 24 V	9MX 564 246-001 Mirror Glass, front mirror	335
				Left / Right; Fulfils ECE norm.: 2003/38 / 2003/97; H 431 mm; Heatable; 24 V; W 186 mm	9MX 564 247-001 Mirror Glass, outside mirror	341
1728 S	205 kW		01/07→	Right; H 200 mm; Heatable / without mirror glass / with wide angle mirror / form manual mirror adjustment; 24 V; W 200 mm	8SB 507 045-001 Wide-angle mirror	334
2428	205 kW		10/04→			
				Left / Right; H 380 mm; Manual; Heatable / without mirror glass; 24 V; W 170 mm	8SB 507 046-001 Outside Mirror	327
				Left / Right; H 380 mm; Heatable / Internal Adjustment / without mirror glass / for electric mirror adjustment; 24 V; W 170 mm	8SB 507 046-011 Outside Mirror	328
				Fulfils ECE norm.: 2003/38 / 2003/97; H 192 mm; Heatable / form manual mirror adjustment; 24 V; W 186 mm	8SB 507 055-001 Wide-angle mirror	334
				06/07→ ; Fulfils ECE norm.: 2003/38 / 2003/97; form manual mirror adjustment	8SB 507 060-001 Ramp Mirror	331
				Fulfils ECE norm.: 2003/38 / 2003/97; form manual mirror adjustment	8SB 507 060-001 Ramp Mirror	331
				with holder	9HD 564 236-001 Cover, wide angle mirror	329
				Left / Right; with holder	9HD 564 236-001 Cover, outside mirror	329
				Heatable / with wide angle mirror / Convex; 24 V	9MX 564 235-001 Mirror Glass, wide angle mirror	342
				H 378 mm; Heatable / Convex; 24 V; Curved; W 170 mm	9MX 564 235-011 Mirror Glass, outside mirror	340
				Ø 250 mm; Fulfils ECE norm.: 2003/38 / 2003/97; Heatable; 24 V	9MX 564 246-001 Mirror Glass, front mirror	335

Manufacturer - Model	Power	Displ.	Year of Constr.	Remark	Part Number	Page
MERCEDES-BENZ - ATEGO 2						10/04→
1728 S 2428	205 kW 205 kW		01/07→ 10/04→	Left / Right; Fulfils ECE norm.: 2003/38 / 2003/97; H 431 mm; Heatable; 24 V; W 186 mm	9MX 564 247-001 Mirror Glass, outside mirror	341
MERCEDES-BENZ - ATEGO						01/98→10/04
1014, 1014 L	100 kW		01/98→10/04	Right; H 200 mm; Heatable / without mirror glass / with wide angle mirror / form manual mirror adjustment; 24 V; W 200 mm	8SB 507 045-001 Wide- angle mirror	334
1014 K	100 kW		01/98→10/04			
1017, 1017 L	125 kW		01/98→10/04			
1017 A	125 kW		01/98→10/04	Left / Right; H 380 mm; Manual; Heatable / without mirror glass; 24 V; W 170 mm	8SB 507 046-001 Outside Mirror	327
1017 AK	125 kW		01/98→10/04			
1017 K	125 kW		01/98→10/04	Left / Right; H 380 mm; Heatable / Internal Adjustment / without mirror glass / for electric mirror adjustment; 24 V; W 170 mm	8SB 507 046-011 Outside Mirror	328
1017 KO, 1018 KO	125 - 130 kW		01/98→10/04			
1023, 1023 L	170 kW		01/98→10/04			
1023 AK	170 kW		01/98→10/04	Ø 250 mm; Fulfils ECE norm.: 2003/38 / 2003/97; Heatable; 24 V	8SB 507 052-001 Front Mirror, driver cab	330
1023 K	170 kW		01/98→10/04			
1214, 1214 L	100 kW		01/98→10/04	with holder	9HD 564 236-001 Cover, wide angle mirror	329
1214 K	100 kW		01/98→10/04			
1215, 1215 L	112 kW		01/98→10/04	Left / Right; with holder	9HD 564 236-001 Cover, outside mirror	329
1215 K	112 kW		01/98→10/04			
1217, 1217 L	125 kW		01/98→10/04			
1217 K	125 kW		01/98→10/04	Heatable / with wide angle mirror / Convex; 24 V	9MX 564 235-001 Mirror Glass, wide angle mirror	342
1217 KO	125 kW		01/98→10/04			
1223, 1223 L	170 kW		01/98→10/04	H 378 mm; Heatable / Convex; 24 V; Curved; W 170 mm	9MX 564 235-011 Mirror Glass, outside mirror	340
1223 K	170 kW		01/98→09/04			
1225 AF	180 kW		01/98→10/04	Fulfils ECE norm.: 2003/38 / 2003/97; Heatable; 24 V	9MX 564 235-021 Mirror Glass, wide angle mirror	342
1225 F	180 kW		01/98→10/04			
1228, 1228 L	205 kW		01/98→10/04	Ø 250 mm; Fulfils ECE norm.: 2003/38 / 2003/97; Heatable; 24 V	9MX 564 246-001 Mirror Glass, front mirror	335
1317, 1317 L	125 kW		01/98→10/04			
1317 A	125 kW		01/98→10/04			
1317 AK	125 - 130 kW		01/98→10/04			
1317 K	125 kW		01/98→10/04			
1317 KO, 1317 LKO, 1318 KO, 1318 LKO	125 - 130 kW		01/98→10/04			
1323, 1323 L	170 kW		01/98→10/04			
1323 AK	170 kW		01/98→09/04			
1323 K	170 kW		01/98→09/04			
1323 KO, 1323 LKO	170 kW		01/98→10/04			
1323 LS	170 kW		01/98→10/04			
1325 AF	180 kW		01/98→10/04			
1325 F	180 kW		01/98→10/04			
1328, 1328 L	205 kW		01/98→10/04			
1328 AF	205 kW		01/98→10/04			
1328 F	205 kW		01/98→10/04			
1328 LS	205 kW		01/98→10/04			
1517, 1517 L	125 kW		01/98→10/04			
1517 A	125 kW		01/98→10/04			
1517 AK	125 kW		01/98→10/04			
1517 K	125 kW		01/98→10/04			
1523, 1523 L	170 kW		01/98→10/04			
1523 A	170 kW		01/98→10/04			
1523 AK	170 kW		01/98→10/04			
1523 K	170 kW		01/98→10/04			
1523 KO	170 kW		01/98→10/04			
1525 AF	180 kW		01/98→10/04			
1528, 1528 L	205 kW		01/98→10/04			
1528 AF	205 kW		01/98→10/04			
1528 AK	205 kW		01/98→09/04			
1528 F	205 kW		01/98→10/04			
1528 K	205 kW		01/98→09/04			
1823, 1823 L	170 kW		01/98→10/04			
1823 AK	170 kW		04/98→10/04			
1823 K	170 kW		04/98→10/04			
1823 LS	170 kW		04/98→10/04			
1828, 1828 L	205 kW		04/98→10/04			
1828 A	205 kW		04/98→10/04			
1828 AK	205 kW		04/98→10/04			
1828 K	205 kW		04/98→10/04			
1828 LS	205 kW		04/98→10/04			
1923 L	170 kW		04/98→10/04			
1928 L	205 kW		04/98→10/04			
2223 L	170 kW		04/98→10/04			
2228 L	205 kW		04/98→10/04			
2523 L	170 kW		04/98→10/04			
2528 L	205 kW		04/98→10/04			
2628	205 kW		04/98→10/04			
2628 B	205 kW		04/98→10/04			
2628 K	205 kW		04/98→10/04			
712	90 kW		01/98→10/04			
714, 714 L	100 kW		01/98→10/04			
714 K	100 kW		01/98→10/04			
715, 715 L	112 kW		01/98→10/04			

Manufacturer - Model	Power	Displ.	Year of Constr.	Remark	Part Number	Page
MERCEDES-BENZ - ATEGO						01/98→10/04
717, 717 L	125 kW		01/98→10/04	Right; H 200 mm; Heatable / without mirror glass / with wide angle mirror / form manual mirror adjustment; 24 V; W 200 mm	8SB 507 045-001 Wide-angle mirror	334
717 K	125 kW		01/98→10/04			
812	90 kW		01/98→10/04			
814, 814 L	100 kW		01/98→10/04	Left / Right; H 380 mm; Manual; Heatable / without mirror glass; 24 V; W 170 mm	8SB 507 046-001 Outside Mirror	327
814 K	100 kW		01/98→10/04			
815,815 L	112 kW		01/98→10/04	Left / Right; H 380 mm; Heatable / Internal Adjustment / without mirror glass / for electric mirror adjustment; 24 V; W 170 mm	8SB 507 046-011 Outside Mirror	328
815 F	112 - 115 kW		01/98→10/04			
815 K	112 kW		01/98→10/04	Ø 250 mm; Fulfils ECE norm.: 2003/38 / 2003/97; Heatable; 24 V	8SB 507 052-001 Front Mirror, driver cab	330
817, 817 L	125 kW		01/98→10/04			
817 K	125 kW		01/98→10/04	with holder	9HD 564 236-001 Cover, wide angle mirror	329
823, 823 L	170 kW		01/98→10/04			
823 K	170 kW		01/98→10/04			
914, 914 L	100 kW		01/98→10/04	Left / Right; with holder	9HD 564 236-001 Cover, outside mirror	329
914 K	100 kW		01/98→10/04			
917, 917 L	125 kW		01/98→10/04	Heatable / with wide angle mirror / Convex; 24 V	9MX 564 235-001 Mirror Glass, wide angle mirror	342
917 AF	125 - 128 kW		01/98→10/04			
917 K	125 kW		01/98→10/04	H 378 mm; Heatable / Convex; 24 V; Curved; W 170 mm	9MX 564 235-011 Mirror Glass, outside mirror	340
923, 923 L	170 kW		01/98→10/04			
923 K	170 kW		01/98→10/04	Fulfils ECE norm.: 2003/38 / 2003/97; Heatable; 24 V	9MX 564 235-021 Mirror Glass, wide angle mirror	342
925 AF	180 kW		01/98→10/04			
				Ø 250 mm; Fulfils ECE norm.: 2003/38 / 2003/97; Heatable; 24 V	9MX 564 246-001 Mirror Glass, front mirror	335
MERCEDES-BENZ - AXOR 2						10/04→
1823, 1823 L, 1824, 1824 L, LL	170 - 175 kW		10/04→	Right; H 200 mm; Heatable / without mirror glass / with wide angle mirror / form manual mirror adjustment; 24 V; W 200 mm	8SB 507 045-001 Wide-angle mirror	334
1823 AK, 1824 AK	170 - 175 kW		10/04→			
1823 K, 1823 KL, 1824 K	170 - 175 kW		10/04→			
1823 LS, 1824 LS	170 - 175 kW		10/04→	Left / Right; H 380 mm; Manual; Heatable / without mirror glass; 24 V; W 170 mm	8SB 507 046-001 Outside Mirror	327
1824 A	170 - 175 kW		10/04→			
1826, 1826 L, LL	188 kW		10/04→	Left / Right; H 380 mm; Heatable / Internal Adjustment / without mirror glass / for electric mirror adjustment; 24 V; W 170 mm	8SB 507 046-011 Outside Mirror	328
1826 AK	188 kW		10/04→			
1826 K	188 kW		10/04→			
1826 LS	188 kW		10/04→	Fulfils ECE norm.: 2003/38 / 2003/97; H 192 mm; Heatable / form manual mirror adjustment; 24 V; W 186 mm	8SB 507 055-001 Wide-angle mirror	334
1828, 1828 L, 1829, 1829 L, LL	205 - 210 kW		10/04→			
1828 A, 1829 A	205 - 210 kW		10/04→			
1828 AK, 1829 AK	205 - 210 kW		10/04→	06/07→ ; Fulfils ECE norm.: 2003/38 / 2003/97; form manual mirror adjustment	8SB 507 060-001 Ramp Mirror	331
1828 K, 1828 KL, 1829 K	205 - 210 kW		10/04→			
1828 LS	205 kW		10/04→	with holder	9HD 564 236-001 Cover, wide angle mirror	329
1829 LS	210 kW		10/04→			
1833, 1833 L, LL	240 kW		10/04→	Left / Right; with holder	9HD 564 236-001 Cover, outside mirror	329
1833 A	240 kW		10/04→			
1833 AK	240 kW		10/04→	Heatable / with wide angle mirror / Convex; 24 V	9MX 564 235-001 Mirror Glass, wide angle mirror	342
1833 K	240 kW		10/04→			
1833 LS	240 kW		10/04→			
1835 LS	260 kW		01/11→	H 378 mm; Heatable / Convex; 24 V; Curved; W 170 mm	9MX 564 235-011 Mirror Glass, outside mirror	340
1836 LS, LLS	265 kW		10/04→			
1840 LS, LLS	295 kW		10/04→	Ø 250 mm; Fulfils ECE norm.: 2003/38 / 2003/97; Heatable; 24 V	9MX 564 246-001 Mirror Glass, front mirror	335
1843 LS, LLS	315 kW		10/04→			
1933	240 kW		10/04→	Left / Right; Fulfils ECE norm.: 2003/38 / 2003/97; H 431 mm; Heatable; 24 V; W 186 mm	9MX 564 247-001 Mirror Glass, outside mirror	341
1933 S	240 kW		01/11→			
2035 S	260 kW		01/11→			
2040 S	295 kW		01/11→			
2044 S	315 kW		01/11→			
2436 LS, 2536 LS	265 kW		10/04→			
2440 LS, 2540 LS	295 kW		10/04→			
2443 LS, 2543 LS	315 kW		10/04→			
2523	170 kW					
2528 K, 2528 KL	205 kW		01/11→			
2528 L, 2529 L	205 - 210 kW		10/04→			
2533, 2533 L	240 kW		10/04→			
2535 L, 2536 L, 2536 LL	260 - 265 kW		10/04→			
2535 S, 2535 LS	260 kW		10/04→			
2540 L, LL	295 kW		10/04→			
2540 S, 2540 LS	295 kW		10/04→			
2543 L, LL	315 kW		10/04→			
2543 S, 2543 LS	315 kW		10/04→			
2628, 2629	205 - 210 kW		10/04→			
2628 B, 2629 B	205 - 210 kW		10/04→			
2628 K, 2629 K	205 - 210 kW		10/04→			
2633	240 kW		10/04→			
2633 B	240 kW		10/04→			
2633 K	240 kW		10/04→			
2635 B	260 kW		10/05→			
2636	265 kW		10/04→			
2636 B	265 kW		10/04→			
2636 K	265 kW		10/04→			
2640	295 kW		10/04→			
2640 B	295 kW		10/04→			
2640 K	295 kW		10/04→			
2640 S	295 kW		10/04→			

Manufacturer - Model	Power	Displ.	Year of Constr.	Remark	Part Number	Page
MERCEDES-BENZ - AXOR 2						10/04→
2643	315 kW		10/04→	Right; H 200 mm; Heatable / without mirror glass / with wide angle mirror / form manual mirror adjustment; 24 V; W 200 mm	8SB 507 045-001 Wide-angle mirror	334
2643 B	315 kW		10/04→			
2643 K	315 kW		10/04→			
2644 S	315 kW		01/11→	Left / Right; H 380 mm; Manual; Heatable / without mirror glass; 24 V; W 170 mm	8SB 507 046-001 Outside Mirror	327
2828 K	205 kW		10/04→			
2831	225 kW		01/11→	Left / Right; H 380 mm; Heatable / Internal Adjustment / without mirror glass / for electric mirror adjustment; 24 V; W 170 mm	8SB 507 046-011 Outside Mirror	328
3028 B	205 kW					
3028 K	205 kW					
3228	205 kW					
3235	260 kW		10/04→	Fulfils ECE norm.: 2003/38 / 2003/97; H 192 mm; Heatable / form manual mirror adjustment; 24 V; W 186 mm	8SB 507 055-001 Wide-angle mirror	334
3236 B	265 kW		10/04→			
3236 K	265 kW		10/04→			
3240	295 kW		03/05→			
3240 B	295 kW		10/04→	with holder	9HD 564 236-001 Cover, wide angle mirror	329
3240 K	295 kW		10/04→			
3243	315 kW		10/04→	Left / Right; with holder	9HD 564 236-001 Cover, outside mirror	329
3243 B	315 kW		10/04→			
3243 K	315 kW		10/04→			
3335	260 kW		10/04→	Heatable / with wide angle mirror / Convex; 24 V	9MX 564 235-001 Mirror Glass, wide angle mirror	342
3335 K	260 kW		06/09→			
3335 S	260 kW		09/08→	H 378 mm; Heatable / Convex; 24 V; Curved; W 170 mm	9MX 564 235-011 Mirror Glass, outside mirror	340
3340	295 kW		10/04→			
3340 K	295 kW		10/04→	Ø 250 mm; Fulfils ECE norm.: 2003/38 / 2003/97; Heatable; 24 V	9MX 564 246-001 Mirror Glass, front mirror	335
3340 S	295 kW		06/09→			
3343	315 kW		10/04→	Left / Right; Fulfils ECE norm.: 2003/38 / 2003/97; H 431 mm; Heatable; 24 V; W 186 mm	9MX 564 247-001 Mirror Glass, outside mirror	341
3343 B	315 kW		10/04→			
3343 K	315 kW		01/11→			
3343 S	315 kW		01/11→			
3344 K	315 kW		01/11→			
3535 K	260 kW		06/09→			
4135 B	260 kW		10/05→			
4135 K	260 kW		06/09→			
4140	295 kW		01/11→			
4140 B	295 kW					
4140 K	295 kW		06/09→			
4143 B	315 kW					
4143 K	315 kW					
4143 K	315 kW		06/09→			
4144	315 kW		01/11→			
3335 B	260 kW		10/04→10/05	Right; H 200 mm; Heatable / without mirror glass / with wide angle mirror / form manual mirror adjustment; 24 V; W 200 mm	8SB 507 045-001 Wide-angle mirror	334
3340 B	295 kW		10/04→10/05			
				Left / Right; H 380 mm; Manual; Heatable / without mirror glass; 24 V; W 170 mm	8SB 507 046-001 Outside Mirror	327
				Left / Right; H 380 mm; Heatable / Internal Adjustment / without mirror glass / for electric mirror adjustment; 24 V; W 170 mm	8SB 507 046-011 Outside Mirror	328
				Fulfils ECE norm.: 2003/38 / 2003/97; H 192 mm; Heatable / form manual mirror adjustment; 24 V; W 186 mm	8SB 507 055-001 Wide-angle mirror	334
				with holder	9HD 564 236-001 Cover, wide angle mirror	329
				Left / Right; with holder	9HD 564 236-001 Cover, outside mirror	329
				Heatable / with wide angle mirror / Convex; 24 V	9MX 564 235-001 Mirror Glass, wide angle mirror	342
				H 378 mm; Heatable / Convex; 24 V; Curved; W 170 mm	9MX 564 235-011 Mirror Glass, outside mirror	340
				Ø 250 mm; Fulfils ECE norm.: 2003/38 / 2003/97; Heatable; 24 V	9MX 564 246-001 Mirror Glass, front mirror	335
				Left / Right; Fulfils ECE norm.: 2003/38 / 2003/97; H 431 mm; Heatable; 24 V; W 186 mm	9MX 564 247-001 Mirror Glass, outside mirror	341
MERCEDES-BENZ - AXOR						01/02→10/04
1823	170 kW		01/02→10/04	Right; H 200 mm; Heatable / without mirror glass / with wide angle mirror / form manual mirror adjustment; 24 V; W 200 mm	8SB 507 045-001 Wide-angle mirror	334
1823 K	170 kW		01/02→10/04			
1835 LS	260 kW		01/02→10/04			
1840 LS	295 kW		01/02→10/04	Left / Right; H 380 mm; Manual; Heatable / without mirror glass; 24 V; W 170 mm	8SB 507 046-001 Outside Mirror	327
1843 LS	315 kW		01/02→10/04			
2523	170 kW		01/02→10/04	Left / Right; H 380 mm; Heatable / Internal Adjustment / without mirror glass / for electric mirror adjustment; 24 V; W 170 mm	8SB 507 046-011 Outside Mirror	328
2523 K	170 kW		01/02→10/04			
2528	205 kW		01/02→10/04			
2535 LS	260 kW		01/02→10/04			
2540 LS	295 kW		01/02→10/04	Ø 250 mm; Fulfils ECE norm.: 2003/38 / 2003/97; Heatable; 24 V	8SB 507 052-001 Front Mirror, driver cab	330
2543 LS	315 kW		01/02→10/04	with holder	9HD 564 236-001 Cover, wide angle mirror	329
2623 L	170 kW		01/02→10/04			
2628 B	205 kW		01/02→10/04	Left / Right; with holder	9HD 564 236-001 Cover, outside mirror	329
2628 K	205 kW		01/02→10/04			
2628 L	205 kW		01/02→10/04			

Manufacturer - Model	Power	Displ.	Year of Constr.	Remark	Part Number	Page
MERCEDES-BENZ - AXOR					01/02→10/04	
3228 C	205 kW		01/02→10/04	Heatable / with wide angle mirror / Convex; 24 V	9MX 564 235-001 Mirror	342 Glass, wide angle mirror
				H 378 mm; Heatable / Convex; 24 V; Curved; W 170 mm	9MX 564 235-011 Mirror	340 Glass, outside mirror
				Fulfils ECE norm.: 2003/38 / 2003/97; Heatable; 24 V	9MX 564 235-021 Mirror	342 Glass, wide angle mirror
				Ø 250 mm; Fulfils ECE norm.: 2003/38 / 2003/97; Heatable; 24 V	9MX 564 246-001 Mirror	335 Glass, front mirror
MERCEDES-BENZ - CITARO (O 530)					01/98→	
Citaro, Citaro MUE	210 kW			Left; H 479 mm; Heatable / for electric mirror adjustment; W 210 mm	8SB 501 401-802 Outside Mirror	322
Citaro BZ	225 kW		01/02→			
Citaro G, Citaro LÜ	220 kW		01/98→	Left; H 479 mm; Manual; Heatable; W 210 mm	8SB 501 401-822 Outside Mirror	323
Citaro G, Citaro LÜ	260 kW		01/98→			
Citaro N	170 kW		01/98→	Right; elec.	8SB 501 402-802 Wide-angle mirror	324, 332
Citaro N	180 kW		04/99→			
Citaro N	205 kW		01/98→	Right; elec.	8SB 501 402-802 Outside Mirror	324, 332
Citaro N, Citaro MUE	220 kW		01/98→			
Citaro N, Citaro MUE	260 kW		01/98→	Right; Manual	8SB 501 402-822 Wide-angle mirror	325, 333
				Right; Manual; Heatable / with entry view mirror / with front view mirror	8SB 501 402-822 Outside Mirror	325, 333
Citaro G	185 kW		01/98→	Left; H 479 mm; Heatable / for electric mirror adjustment; W 210 mm	8SB 501 401-802 Outside Mirror	322
Citaro G	205 kW		01/99→			
Citaro GNG	240 kW		04/00→	Left; H 479 mm; Manual; Heatable; W 210 mm	8SB 501 401-822 Outside Mirror	323
Citaro N	205 kW		01/99→			
Citaro N	185 kW		01/98→	Right; elec.	8SB 501 402-802 Outside Mirror	324, 332
Citaro N	185 kW		06/00→			
Citaro NG	240 kW		04/00→	Right; Manual; Heatable / with entry view mirror / with front view mirror	8SB 501 402-822 Outside Mirror	325, 333
MERCEDES-BENZ - ECONIC					01/98→	
1823 L, 1823 LL	170 kW		03/98→	Left / Right; H 433 mm; Heatable / Internal Adjustment / without mirror glass / for electric mirror adjustment; 24 V; W 188 mm	8SB 507 044-011 Outside Mirror	326
1828 L	205 kW		10/00→			
1828 L, 1828 LL	205 kW		03/98→			
1828 LS	205 kW		10/04→	Right; H 200 mm; Heatable / without mirror glass / with wide angle mirror / form manual mirror adjustment; 24 V; W 200 mm	8SB 507 045-001 Wide-angle mirror	334
1829 LS	210 kW		10/07→			
1833 LS	240 kW		10/07→			
2624 L	175 kW		03/98→	with holder	9HD 564 236-001 Cover, wide angle mirror	329
2628 L	205 kW		10/00→			
2628 L	205 kW		10/01→	Left / Right; with holder	9HD 564 236-001 Cover, outside mirror	329
2628 LL	205 kW		01/98→			
2628 LL	205 kW		03/98→	Left / Right; H 433 mm; Heatable / Convex; 24 V; W 188 mm	9MX 564 234-001 Mirror	339 Glass, outside mirror
2633 L	240 kW		10/01→	Left / Right; Fulfils ECE norm.: 2003/38 / 2003/97; H 433 mm; Heatable; 24 V; W 188 mm	9MX 564 234-011 Mirror	340 Glass, outside mirror
				Heatable / with wide angle mirror / Convex; 24 V	9MX 564 235-001 Mirror	342 Glass, wide angle mirror
				Fulfils ECE norm.: 2003/38 / 2003/97; Heatable; 24 V	9MX 564 235-021 Mirror	342 Glass, wide angle mirror
MERCEDES-BENZ - LK/LN2					01/84→12/98	
1114,1114 L	95 - 100 kW		01/84→12/98	L 2,000 mm; Plug Type ID: 2-polig; + 1 plug	8KA 003 806-001 Connecting Cable, outside mirror	329
1114 A	96 - 102 kW		02/87→12/98			
1114 AK	95 - 100 kW		02/87→12/98			
1114 K	95 - 100 kW		03/84→12/98	Left / Right; H 305 mm; W 184 mm	8SB 003 614-001 Outside Mirror	312
1114 S	95 - 100 kW		03/84→12/98			
1117,1117 L	116 - 125 kW		01/84→12/98	Left / Right; H 305 mm; Heatable; 24 V; W 184 mm	8SB 003 614-011 Outside Mirror	313
1117,1117 L	125 kW		03/96→12/98			
1117 A	116 - 125 kW		06/87→12/98	Left / Right; H 305 mm; Heatable; 12 V; W 184 mm	8SB 003 614-081 Outside Mirror	314
1117 AK	125 kW		04/84→12/98			
1117 K	116 - 125 kW		04/84→12/98			
1117 K	125 kW		03/96→12/98	Left / Right; H 367 mm; + H 184 mm; W 182 mm	8SB 003 978-001 Outside Mirror	315
1117 LO	125 kW		03/96→12/98			
1117 O,1117 LO	116 - 125 kW		01/84→12/98	Left / Right; H 367 mm; Heatable; 24 V; W 182 mm	8SB 003 978-041 Outside Mirror	316
1117 S	125 kW		03/96→12/98			
1117 S,1117 LS	116 - 125 kW		01/84→12/98	Left / Right; H 292 mm; W 170 mm	9EY 122 979-001 Mirror	336 Glass, outside mirror
1120,1120 L	148 - 155 kW		01/84→12/98			
1120 AF	150 - 155 kW		02/87→12/98	H 292 mm; Heatable; 24 V; W 170 mm	9MX 127 586-001 Mirror	337 Glass, outside mirror
1120 F	150 - 155 kW		02/90→12/98			
1120 L	125 kW		08/84→12/98			
1120 O,1120 LO	150 - 155 kW		01/84→12/98	H 292 mm; Heatable; 12 V; W 170 mm	9MX 127 586-032 Mirror	338 Glass, outside mirror
1120 S,1120 LS	148 - 155 kW		01/84→12/98			
1124 AF	177 kW		03/92→12/98			
1124 F	155 - 177 kW		03/92→12/98			
1214 A	100 kW		01/84→12/98			

Manufacturer - Model	Power	Displ.	Year of Constr.	Remark	Part Number	Page
MERCEDES-BENZ - LK/LN2						01/84→12/98
1217 KO	125 kW		03/94→12/98	L 2,000 mm; Plug Type ID: 2-polig; + 1 plug	8KA 003 806-001	329
1314	95 - 100 kW		07/84→12/98		Connecting Cable, outside mirror	
1314 AK	95 - 100 kW		06/87→12/98			
1314 K	95 - 100 kW		07/84→12/98	Left / Right; H 305 mm; W 184 mm	8SB 003 614-001	312
1314 KO	95 - 100 kW		07/84→12/98		Outside Mirror	
1317,1317 L	116 - 125 kW		01/84→12/98	Left / Right; H 305 mm; Heatable; 24 V; W 184 mm	8SB 003 614-011	313
1317,1317 L	125 kW		03/96→12/98		Outside Mirror	
1317 AK	116 - 125 kW		08/84→12/98	Left / Right; H 305 mm; Heatable; 12 V; W 184 mm	8SB 003 614-081	314
1317 AK	155 kW		12/92→12/98		Outside Mirror	
1317 K	125 kW		07/84→12/98	Left / Right; H 367 mm; + H 184 mm; W 182 mm	8SB 003 978-001	315
1317 K	125 kW		03/96→12/98		Outside Mirror	
1317 KO	116 - 125 kW		03/94→12/98	Left / Right; H 367 mm; Heatable; 24 V; W 182 mm	8SB 003 978-041	316
1317 KO	125 kW		03/96→12/98		Outside Mirror	
1317 LS	125 kW		03/96→12/98	Left / Right; H 292 mm; W 170 mm	9EY 122 979-001	336
1317 S,1317 LS	116 - 125 kW		01/84→12/98		Mirror Glass, outside mirror	
1320,1320 L	125 kW		01/84→12/98	H 292 mm; Heatable; 24 V; W 170 mm	9MX 127 586-001	337
1320,1320 L	148 - 155 kW		01/84→12/98		Mirror Glass, outside mirror	
1320 AK	155 kW		12/92→12/98			
1320 L	177 kW		12/92→12/98			
1320 S,1320 LS	148 - 155 kW		01/84→12/98	H 292 mm; Heatable; 12 V; W 170 mm	9MX 127 586-032	338
1324,1324 L	170 - 177 kW		01/84→12/98		Mirror Glass, outside mirror	
1324 L	150 kW		01/91→12/98			
1324 S,1324 LS	170 - 177 kW		01/84→12/98			
1514,1514 L	95 - 100 kW		01/84→12/98			
1514 K	95 - 100 kW		01/89→12/98			
1517,1517 L	116 - 125 kW		01/84→12/98			
1517,1517 L	125 kW		03/96→12/98			
1517 K	116 - 125 kW		01/89→12/98			
1517 K	125 kW		03/96→12/98			
1520,1520 L	150 - 155 kW		01/84→12/98			
1524,1524 L	170 - 177 kW		01/84→12/98			
1724	170 kW		01/84→12/98			
2020 L	148 - 150 kW		01/84→12/98			
2024 L	177 kW		01/84→12/98			
709	63 - 66 kW		03/84→12/98			
709 K	63 - 66 kW		03/84→10/90			
711	77 kW		03/94→12/98			
711	90 kW		03/96→12/98			
809	63 - 66 kW		03/84→12/98			
809 K	63 - 66 kW		03/84→12/98			
811	77 kW		03/94→12/98			
811	90 kW		03/96→12/98			
811 K	77 kW		03/94→12/98			
811 K	90 kW		03/96→12/98			
814,814L	95 - 100 kW		01/84→12/98			
814,814L	100 kW		03/96→12/98			
814,814 L	103 kW		01/84→12/98			
814 F	95 - 100 kW		05/86→12/98			
814 F	100 kW		03/96→12/98			
814 F	103 kW		03/94→12/98			
814 K	95 - 100 kW		03/84→12/98			
814 K	100 kW		03/96→12/98			
814 K	103 kW		03/94→12/98			
814 LO	100 kW		03/96→12/98			
814 O, 814 LO	95 - 100 kW		01/84→12/98			
814 S	95 - 100 kW		03/84→12/98			
814 S	100 kW		03/96→12/98			
814 S	103 kW		03/94→12/98			
817,817 L	116 - 125 kW		01/84→12/98			
817,817 L	125 kW		03/96→12/98			
817 F	116 - 125 kW		03/84→12/98			
817 F	125 kW		03/96→12/98			
817 K	116 - 125 kW		01/86→12/98			
817 K	125 kW		03/96→12/98			
817 LO	125 kW		03/96→12/98			
817 O, 817 LO	116 - 125 kW		01/84→12/98			
817 S,817 LS	116 - 125 kW		01/84→12/98			
817 S,817 LS	125 kW		03/96→12/98			
914	95 - 100 kW		03/84→12/98			
914 AK	95 - 100 kW		02/87→12/98			
914 AK	125 kW		02/87→12/98			
914 K	95 - 100 kW		03/84→12/98			
914 KO	95 - 100 kW		01/87→12/98			
917	125 kW		03/94→12/98			
917	125 kW		03/96→12/98			
917 AF	116 - 125 kW		02/87→12/98			
917 AK	125 kW		03/94→12/98			
917 K	125 kW		03/94→12/98			
917 K	125 kW		03/96→12/98			
917 KO	125 kW		03/94→12/98			
917 KO	125 kW		03/96→12/98			

Manufacturer - Model	Power	Displ.	Year of Constr.	Remark	Part Number	Page
MERCEDES-BENZ - LK/LN2					01/84→12/98	
O 1114, O 1114 L	95 - 100 kW		01/84→12/98	L 2,000 mm; Plug Type ID: 2-polig; + 1 plug	8KA 003 806-001	329
O 814, O 814 L	103 kW		01/84→12/98		Connecting Cable, outside mirror	
				Left / Right; H 305 mm; W 184 mm	8SB 003 614-001	312
					Outside Mirror	
				Left / Right; H 305 mm; Heatable; 24 V; W 184 mm	8SB 003 614-011	313
					Outside Mirror	
				Left / Right; H 305 mm; Heatable; 12 V; W 184 mm	8SB 003 614-081	314
					Outside Mirror	
				Left / Right; H 367 mm; + H 184 mm; W 182 mm	8SB 003 978-001	315
					Outside Mirror	
				Left / Right; H 367 mm; Heatable; 24 V; W 182 mm	8SB 003 978-041	316
					Outside Mirror	
				Left / Right; H 292 mm; W 170 mm	9EY 122 979-001	336
					Mirror Glass, outside mirror	
				H 292 mm; Heatable; 24 V; W 170 mm	9MX 127 586-001	337
					Mirror Glass, outside mirror	
				H 292 mm; Heatable; 12 V; W 170 mm	9MX 127 586-032	338
					Mirror Glass, outside mirror	
MERCEDES-BENZ - LP					09/63→	
LP 1013	124 kW		11/76→12/84	01/79→ ; L 2,000 mm; Plug Type ID: 2-polig; + 1 plug	8KA 003 806-001	329
LP 1013, LPL 1013	96 kW		11/76→12/84		Connecting Cable, outside mirror	
LP 608, LPL 608	63 kW		09/63→12/84			
LP 709, LPL 709	63 kW		09/63→12/84	Left / Right; H 241 mm; Grey; W 158 mm	8SB 002 995-001	310
LP 808, LPL 808	63 kW		09/63→12/84		Outside Mirror	
LP 809, LPL 808, LPL 809	63 kW		09/63→12/84	Left / Right; H 241 mm; Black; W 158 mm	8SB 002 995-011	311
LP 813, LPL 813	96 kW		09/63→12/84		Outside Mirror	
LP 913, LPL 913	96 kW		09/63→12/84	01/79→ ; Left / Right; H 305 mm; W 184 mm	8SB 003 614-001	312
LPK 1013	96 kW		11/76→12/84		Outside Mirror	
LPK 1113	96 kW		01/81→			
LPK 709	63 kW		11/77→12/84	01/79→ ; Left / Right; H 305 mm; Heatable; 24 V; W 184 mm	8SB 003 614-011	313
LPK 809	63 kW		11/77→12/84		Outside Mirror	
LPK 811	81 kW		03/73→12/84	01/79→ ; Left / Right; H 305 mm; Heatable; 12 V; W 184 mm	8SB 003 614-081	314
LPK 813	96 kW		03/73→12/84		Outside Mirror	
LPK 913	96 kW		01/67→12/84	01/79→ ; Left / Right; H 367 mm; + H 184 mm; W 182 mm	8SB 003 978-001	315
LPKF 608	63 kW		09/63→12/84		Outside Mirror	
LPKF 709	63 kW		11/77→12/84	01/79→ ; Left / Right; H 367 mm; Heatable; 24 V; W 182 mm	8SB 003 978-041	316
LPO 709	63 kW		11/77→12/84		Outside Mirror	
LPO 811	96 kW		10/69→			
LPS 608, LPLS 608	63 kW		09/63→12/84	01/79→ ; Left / Right; H 292 mm; W 170 mm	9EY 122 979-001	336
LPS 709, LPLS 709	63 kW		09/63→12/84		Mirror Glass, outside mirror	
LPS 813, LPLS 813	96 kW		09/63→12/84	01/79→ ; H 355 mm; W 169 mm	9EY 125 314-001	336
LPS 913	96 kW		10/69→12/84		Mirror Glass, outside mirror	
				01/79→ ; H 355 mm; Heatable; 24 V; W 169 mm	9MX 127 585-002	337
					Mirror Glass, outside mirror	
				01/79→ ; H 292 mm; Heatable; 24 V; W 170 mm	9MX 127 586-001	337
					Mirror Glass, outside mirror	
				01/79→ ; H 292 mm; Heatable; 12 V; W 170 mm	9MX 127 586-032	338
					Mirror Glass, outside mirror	
LP 1113, LPL 1113	96 kW		01/80→12/84	Left / Right; H 305 mm; W 184 mm	8SB 003 614-001	312
					Outside Mirror	
				Left / Right; H 305 mm; Heatable; 24 V; W 184 mm	8SB 003 614-011	313
					Outside Mirror	
				Left / Right; H 305 mm; Heatable; 12 V; W 184 mm	8SB 003 614-081	314
					Outside Mirror	
				Left / Right; H 367 mm; + H 184 mm; W 182 mm	8SB 003 978-001	315
					Outside Mirror	
				Left / Right; H 367 mm; Heatable; 24 V; W 182 mm	8SB 003 978-041	316
					Outside Mirror	
				Left / Right; H 292 mm; W 170 mm	9EY 122 979-001	336
					Mirror Glass, outside mirror	
				H 355 mm; W 169 mm	9EY 125 314-001	336
					Mirror Glass, outside mirror	
				H 355 mm; Heatable; 24 V; W 169 mm	9MX 127 585-002	337
					Mirror Glass, outside mirror	
				H 292 mm; Heatable; 24 V; W 170 mm	9MX 127 586-001	337
					Mirror Glass, outside mirror	
				H 292 mm; Heatable; 12 V; W 170 mm	9MX 127 586-032	338
					Mirror Glass, outside mirror	

Manufacturer - Model	Power	Displ.	Year of Constr.	Remark	Part Number	Page	
MERCEDES-BENZ - LP						09/63→	
LP 811	81 kW		10/69→02/73	Left / Right; H 241 mm; Grey; W 158 mm	8SB 002 995-001	310	
LP 911 B	81 - 124 kW		01/67→03/77		Outside Mirror		
LPK 608	63 kW		10/69→10/77	Left / Right; H 241 mm; Black; W 158 mm	8SB 002 995-011	311	
LPK 808	63 kW		10/69→10/77		Outside Mirror		
LPKF 808, LPKF 809	63 kW		10/69→10/77				
LPKO 608	63 kW		02/66→07/77				
LPO 608	63 kW		10/69→10/77				
LPO 808, LPO 809	63 kW		09/67→10/77				
LPS 811	81 kW		10/69→02/73				
LPS 911 B	81 kW		01/67→03/77				
MERCEDES-BENZ - MB-TRAC							07/73→12/91
1000	70 kW		12/82→12/87		Left / Right; H 265 mm; W 160 mm	8SB 002 994-001	310
1000, 1100	74 - 81 kW		02/87→12/91	Outside Mirror			
1100	81 kW		03/79→08/87				
1300	92 kW		03/76→08/87				
1300 Turbo, 1400 Turbo	92 - 100 kW		02/82→12/91				
1500	110 kW		07/80→12/87				
1600 Turbo	115 kW		06/90→12/91				
1800	132 kW		06/90→12/91				
65/70, 700, 800	48 - 55 kW		07/73→12/91				
700, 800	50 - 57 kW		02/87→12/91				
900	63 kW		09/81→12/91				
900	66 kW		03/87→12/91				
MERCEDES-BENZ - MK							12/87→09/96
1222	160 - 165 kW		07/89→08/94	Right; H 440 mm; Heatable / for electric mirror adjustment; W 182 mm		8SB 501 273-001	320
1222 A, 1222 LA	160 - 165 kW		09/89→07/94			Outside Mirror	
1222 AF	160 - 165 kW		09/89→09/93	Left; H 440 mm; Manual; Heatable; W 182 mm		8SB 501 274-001	321
1222 F	160 - 165 kW		07/89→08/94		Outside Mirror		
1222 S, 1222 LS	160 - 165 kW		07/89→08/94	+ OE 000 811 84 33; H 427 mm; W 169 mm	9EY 563 168-001	337	
1224 AF	170 - 177 kW		02/93→09/96		Mirror Glass, outside mirror		
1224 AF	180 kW		02/93→09/96	Left / Right; H 427 mm; Heatable; W 169 mm	9MX 563 167-001	339	
1224 F	177 kW		07/89→08/94		Glass, outside mirror		
1226 AF	180 - 200 kW		02/93→09/96				
1226 AF	195 - 218 kW		02/90→09/93				
1226 AF	250 kW		02/93→09/96				
1227 A	200 kW		01/92→07/92				
1227 AF, 1227 LAF	200 kW		01/92→07/92				
1231 AF	230 kW		01/92→09/96				
1234 AF	250 kW		01/92→09/96				
1417	121 - 129 kW		07/89→09/96				
1417 A	121 - 129 kW		09/89→09/96				
1417 AK	121 - 129 kW		09/89→09/96				
1417 K	121 - 125 kW		07/89→09/96				
1420,1420 L	155 kW		12/87→09/96				
1420 AK	155 kW		09/89→09/96				
1420 AK	160 - 165 kW		09/89→09/96				
1420 LS	155 kW		02/90→09/96				
1422	230 kW		02/93→08/94				
1422,1422 L	160 - 165 kW		12/87→09/96				
1422 F	160 - 165 kW		07/89→09/93				
1422 F	177 kW		03/93→08/94				
1422 F	180 - 230 kW		02/93→08/94				
1422 LS	200 kW		02/93→08/94				
1422 S,1422 LS	160 - 165 kW		12/87→09/96				
1424	177 kW		07/89→09/96				
1424,1424 L	180 - 200 kW		12/87→09/96				
1424 S,1424 LS	180 - 200 kW		12/87→09/96				
1426 S,1426 LS	191 - 195 kW		12/87→09/96				
1427	200 kW		02/93→09/96				
1427 F	200 kW		02/93→09/96				
1427 L	200 kW		12/87→09/96				
1427 LS	200 kW		02/93→09/96				
1427 S, 1427 LS	200 kW		02/93→09/96				
1429 AF	213 kW		01/92→09/96				
1431	213 kW		12/87→08/96				
1431	230 kW		12/87→08/96				
1431 F	230 kW		12/87→08/96				
1624 S	180 kW		12/87→09/96				
1627 AF	195 kW		01/92→09/96				
1717,1717 L	129 kW		12/87→09/96				
1717 AK	129 kW		09/89→08/94				
1717 K	129 kW		09/89→08/94				
1720,1720 L	150 - 155 kW		12/87→09/96				
1720 L	151 - 153 kW		12/88→08/94				
1720 S	155 kW		02/90→08/94				
1722	153 kW		08/88→08/94				
1722	218 kW		12/88→08/94				
1722,1722 L, 1722 LL	151 - 165 kW		12/87→09/96				

Manufacturer - Model	Power	Displ.	Year of Constr.	Remark	Part Number	Page
MERCEDES-BENZ - MK						12/87→09/96
1722, 1722 L, 1722 LL	160 - 165 kW		08/88→08/94	Right; H 440 mm; Heatable / for electric mirror adjustment; W 182 mm	8SB 501 273-001	320
1722 AK	151 - 165 kW		12/88→08/94		Outside Mirror	
1722 AK	177 kW		12/88→08/94	Left; H 440 mm; Manual; Heatable; W 182 mm	8SB 501 274-001	321
1722 AK	200 kW		12/88→08/94		Outside Mirror	
1722 K	153 - 165 kW		12/88→08/94		+ OE 000 811 84 33; H 427 mm; W 169 mm	9EY 563 168-001 Mirror 337
1722 K	230 kW		12/88→08/94		Glass, outside mirror	
1722 L	150 kW		12/88→08/94			
1722 S	153 - 165 kW		12/88→08/94	Left / Right; H 427 mm; Heatable; W 169 mm	9MX 563 167-001 Mirror 339	
1726,1726 L, 1726 LL	195 - 218 kW		12/87→09/96		Glass, outside mirror	
1726 AK	195 kW		06/89→08/94			
1726 K	195 kW		12/88→08/94			
1726 L, 1726 LL	250 kW		12/88→08/94			
1726 LL	200 kW		12/87→09/96			
1726 S,1726 LS	195 - 218 kW		12/87→09/96			
1727 L	200 kW		12/88→08/94			
1729	210 - 218 kW		12/87→09/96			
1729 LS	213 kW		12/87→09/96			
1733,1733 L, 1734 L	243 - 250 kW		12/87→09/96			
1733 S,1733 LS	243 - 249 kW		12/87→09/96			
1820,1820 L	155 kW		12/87→09/96			
1820 AK	155 kW		07/93→09/96			
1820 K	155 kW		05/92→09/96			
1824	180 kW		08/92→09/96			
1824	180 kW		01/94→09/96			
1824	213 kW		12/88→08/94			
1824,1824 L	180 kW		12/87→09/96			
1824 AK	177 kW		08/92→09/96			
1824 AK	180 kW		08/92→09/96			
1824 AK	180 - 230 kW		01/94→09/96			
1824 K	180 kW		08/92→09/96			
1824 K	180 kW		01/94→09/96			
1827,1827 L	200 kW		12/87→09/96			
1827 AK	200 kW		08/92→09/96			
1827 K	200 kW		01/94→09/96			
1827 S,1827 LS	200 kW		12/87→09/96			
1831,1831 L	230 kW		12/87→09/96			
1831 K	230 kW		12/88→08/94			
1831 K	280 kW		12/88→08/94			
1831 S,1831 LS	230 kW		12/87→09/96			
1834,1834 L	250 kW		12/87→09/96			
1834 S,1834 LS	250 kW		12/87→09/96			
1926	195 kW		12/87→09/96			
2320 L	155 kW		12/87→09/96			
2327 L	200 kW		12/87→09/96			
2420,2420 L	150 - 155 kW		12/87→09/96			
2422	160 kW		09/89→08/94			
2422,2422 L	153 - 165 kW		12/87→09/96			
2422, 2422 L	151 - 153 kW		09/89→08/94			
2422, 2422 L	160 - 165 kW		09/89→08/94			
2422 B	160 - 165 kW		09/89→08/94			
2422 K	160 - 165 kW		09/89→08/94			
2422 L	153 kW		12/87→09/96			
2422 L	160 - 170 kW		12/87→09/96			
2426	195 kW		12/87→09/96			
2426	195 kW		01/90→08/94			
2426, 2426 L	195 kW		02/90→08/94			
2426 B	195 kW		02/90→08/94			
2426 L	195 kW		12/87→09/96			
2426 L	200 - 230 kW		02/90→08/94			
2426 L	250 kW		02/90→08/94			
2427 B	200 kW		02/90→08/94			
2427 B	210 kW		02/90→08/94			
2427 L	200 kW		12/87→09/96			
2429	210 - 218 kW		12/87→09/96			
2431	230 kW		12/87→09/96			
2433,2433 L, 2434 L	243 - 250 kW		12/87→09/96			
2433 K	249 kW		09/89→07/92			
2433 L	230 kW		12/87→09/96			
2433 L	243 kW		12/87→09/96			
2433 S	243 - 250 kW		12/87→09/96			
2433 S,2433 LS	243 - 249 kW		12/87→09/96			
2522 L	153 kW		12/87→09/96			
2522 L	165 kW		12/87→09/96			
2524	180 kW		06/92→09/96			
2524	180 kW		01/94→09/96			
2524,2524 L	180 kW		12/87→09/96			
2524,2524 L	180 - 200 kW		12/87→09/96			
2524 K	180 kW		06/92→09/96			
2524 K	180 kW		01/94→09/96			
2524 L	180 kW		12/87→09/96			
2527	200 kW		10/93→09/96			

Manufacturer - Model	Power	Displ.	Year of Constr.	Remark	Part Number	Page
MERCEDES-BENZ - MK						12/87→09/96
2527	200 kW		01/94→09/96	Right; H 440 mm; Heatable / for electric mirror adjustment; W 182 mm	8SB 501 273-001 Outside Mirror	320
2527 B	200 kW		03/91→09/96			
2527 B	200 kW		01/94→09/96	Left; H 440 mm; Manual; Heatable; W 182 mm	8SB 501 274-001 Outside Mirror	321
2527 K	200 kW		10/93→09/96			
2527 K	200 kW		01/94→09/96			
2527 L	195 kW		03/91→08/94	+ OE 000 811 84 33; H 427 mm; W 169 mm	9EY 563 168-001 Mirror Glass, outside mirror	337
2527 L	200 kW		12/87→09/96			
2527 L	200 - 230 kW		09/92→09/96	Left / Right; H 427 mm; Heatable; W 169 mm	9MX 563 167-001 Mirror Glass, outside mirror	339
2527 L	200 - 230 kW		01/94→09/96			
2531,2531 L	230 kW		12/87→09/96			
2531 B	230 kW		12/87→09/96			
2531 L	230 kW		12/87→09/96			
2531 L	250 kW		12/87→09/96			
2534,2534 L	250 kW		12/87→09/96			
2534 K	250 kW		01/91→09/96			
2534 L	230 kW		12/87→09/96			
2534 L	250 kW		12/87→09/96			
2534 S,2534 LS	250 kW		12/87→09/96			
3231 L	230 kW		12/87→09/96			
MERCEDES-BENZ - NG						08/73→09/96
1013	96 kW		02/76→12/84	01/79→ ; L 2.000 mm; Plug Type ID: 2-polig; + 1 plug	8KA 003 806-001 Connecting Cable, outside mirror	329
1013 A	96 kW		02/76→12/86			
1013 AK	96 kW		02/76→12/84			
1013 K	96 kW		02/76→12/84	01/79→ ; Left / Right; H 367 mm; + H 184 mm; W 182 mm	8SB 003 978-001 Outside Mirror	315
1013 KO	96 kW		02/76→12/84			
1013 S	96 kW		02/76→12/84	01/79→ ; Left / Right; H 367 mm; Heatable; 24 V; W 182 mm	8SB 003 978-041 Outside Mirror	316
1017	124 kW		11/75→02/91			
1017 A	124 kW		11/75→02/91	01/80→ ; Left / Right; H 422 mm; W 200 mm	8SB 501 081-031 Outside Mirror	317
1017 AF	124 kW		11/75→09/85			
1017 AK	124 kW		02/76→12/84	01/80→ ; Left / Right; H 422 mm; Heatable / Tinted; 24 V; W 200 mm	8SB 501 081-041 Outside Mirror	318
1017 AS	124 kW		04/77→09/85			
1017 K	124 kW		02/76→12/84	01/80→ ; Left / Right; H 422 mm; Heatable / Aspherical; 24 V; W 200 mm	8SB 501 081-082 Outside Mirror	319
1017 KO,1017 F	124 kW		08/73→09/96			
1017 S,1017 LS	124 kW		08/73→09/96			
1213	96 kW		09/75→05/86	01/79→ ; H 355 mm; W 169 mm	9EY 125 314-001 Mirror Glass, outside mirror	336
1213 A	96 kW		09/75→05/86			
1213 AK	96 kW		09/75→05/86	01/80→ ; H 408 mm; Tinted; W 185 mm	9EY 561 445-001 Mirror Glass, outside mirror	336
1213 AKO	96 kW		09/75→05/86			
1213 AS	96 kW		09/75→05/86	01/79→ ; H 355 mm; Heatable; 24 V; W 169 mm	9MX 127 585-002 Mirror Glass, outside mirror	337
1213 K	96 kW		09/75→05/86			
1213 KO	96 kW		09/75→05/86			
1213 S	96 kW		09/75→05/86	01/80→ ; H 408 mm; Heatable / Tinted; 24 V; W 185 mm	9MX 561 449-001 Mirror Glass, outside mirror	338
1217,1217 L	124 kW		08/73→09/96			
1217 A	124 kW		09/75→09/85			
1217 AK	124 kW		09/75→09/85			
1217 AS	124 kW		09/75→09/85			
1217 K	124 kW		09/75→12/84			
1217 KO	124 kW		09/75→09/85			
1217 S,1217 LS	124 kW		08/73→09/96			
1219	141 kW		09/75→09/84			
1219 A	141 kW		09/75→12/82			
1219 AF	141 kW		09/75→09/84			
1219 AK	141 kW		09/75→12/84			
1219 F	141 kW		09/75→09/84			
1219 K	141 kW		09/75→09/84			
1219 S	141 kW		09/75→09/84			
1413	96 kW		09/75→12/84			
1413 A	96 kW		09/75→12/84			
1413 AK	96 kW		09/75→12/84			
1413 AKO	96 kW		09/75→12/84			
1413 K	96 kW		09/75→12/84			
1413 KO	96 kW		09/75→12/84			
1417	124 kW		05/75→12/84			
1417 A	124 kW		05/75→12/84			
1417 AK	124 kW		05/75→12/84			
1417 AKO	124 kW		05/75→12/84			
1417 K	124 kW		05/75→12/84			
1417 KO	124 kW		05/75→12/84			
1419,1419 L	141 kW		08/73→09/96			
1419 AK	141 kW		05/75→12/84			
1419 AS	141 kW		05/75→12/82			
1419 C,1419 CL	141 kW		08/73→09/96			
1419 F	141 kW		05/75→12/82			
1419 K	141 kW		05/75→12/82			
1419 S,1419 LS	141 kW		08/73→09/96			
1420,1420 L	150 kW		08/73→09/96			
1422,1422 L	159 kW		08/73→09/96			
1422 S,1422 LS	159 kW		08/73→09/96			
1424,1424 L	176 kW		08/73→09/96			
1424 F	176 kW		07/75→01/87			

Manufacturer - Model	Power	Displ.	Year of Constr.	Remark	Part Number	Page
MERCEDES-BENZ - NG						08/73→09/96
1424 K	176 kW		07/75→01/87	01/79→; L 2,000 mm; Plug Type ID: 2-polig; + 1 plug	8KA 003 806-001 Connecting Cable, outside mirror	329
1425 AF	184 kW		08/73→09/96			
1425 S, 1425 LS	184 kW		08/73→09/96	01/79→; Left / Right; H 367 mm; + H 184 mm; W 182 mm	8SB 003 978-001 Outside Mirror	315
1428 AF	206 kW		08/73→09/96			
1429 AF	213 kW		08/73→09/96	01/79→; Left / Right; H 367 mm; Heatable; 24 V; W 182 mm	8SB 003 978-041 Outside Mirror	316
1613, 1613 L	96 kW		08/73→09/96			
1613 K	96 kW		01/75→12/84	01/80→; Left / Right; H 422 mm; W 200 mm	8SB 501 081-031 Outside Mirror	317
1613 KO	96 kW		01/75→12/84			
1617, 1617 L	124 kW		08/73→09/96	01/80→; Left / Right; H 422 mm; Heatable / Tinted; 24 V; W 200 mm	8SB 501 081-041 Outside Mirror	318
1617 AK	124 kW		01/75→07/85			
1617 C, 1617 CL	125 kW		08/73→09/96	01/80→; Left / Right; H 422 mm; Heatable / Aspherical; 24 V; W 200 mm	8SB 501 081-082 Outside Mirror	319
1617 K	124 kW		01/75→07/85			
1617 KO	124 kW		01/75→07/85	01/79→; H 355 mm; W 169 mm	9EY 125 314-001 Mirror Glass, outside mirror	336
1617 S	124 kW		01/75→07/85			
1619, 1619 L	141 kW		08/73→09/96	01/80→; H 408 mm; Tinted; W 185 mm	9EY 561 445-001 Mirror Glass, outside mirror	336
1619 AK	141 kW		11/74→12/82			
1619 C, 1619 CL	141 kW		08/73→09/96	01/79→; H 355 mm; Heatable; 24 V; W 169 mm	9MX 127 585-002 Mirror Glass, outside mirror	337
1619 K	141 kW		11/74→12/82			
1619 KO	141 kW		11/74→01/87	01/80→; H 408 mm; Heatable / Tinted; 24 V; W 185 mm	9MX 561 449-001 Mirror Glass, outside mirror	338
1619 S	141 kW		11/74→12/84			
1620, 1620 L	150 kW		08/73→09/96	01/80→; H 408 mm; Heatable / Tinted; 24 V; W 185 mm	9MX 561 449-001 Mirror Glass, outside mirror	338
1622, 1622 L	150 - 159 kW		08/73→09/96			
1624, 1624 L	176 kW		08/73→09/96	01/79→; H 355 mm; Heatable; 24 V; W 169 mm	9MX 127 585-002 Mirror Glass, outside mirror	337
1624 K	176 kW		07/75→08/82			
1624 S, 1624 LS	176 kW		08/73→09/96	01/80→; H 408 mm; Heatable / Tinted; 24 V; W 185 mm	9MX 561 449-001 Mirror Glass, outside mirror	338
1625, 1625 L	184 kW		08/73→09/96			
1625 S, 1625 LS	184 kW		08/73→09/96	01/79→; H 355 mm; Heatable; 24 V; W 169 mm	9MX 127 585-002 Mirror Glass, outside mirror	337
1626, 1626 L	188 kW		08/73→09/96			
1626 AK	188 kW		08/73→12/80	01/80→; H 408 mm; Heatable / Tinted; 24 V; W 185 mm	9MX 561 449-001 Mirror Glass, outside mirror	338
1626 AS	188 kW		05/74→12/80			
1626 K	188 kW		08/73→12/80	01/79→; H 355 mm; Heatable; 24 V; W 169 mm	9MX 127 585-002 Mirror Glass, outside mirror	337
1626 S, 1626 LS	188 kW		08/73→09/96			
1628 S, 1628 LS	206 kW		08/73→09/96	01/80→; H 408 mm; Heatable / Tinted; 24 V; W 185 mm	9MX 561 449-001 Mirror Glass, outside mirror	338
1632, 1632 L	235 kW		08/73→09/96			
1632 AK	235 kW		08/73→08/82	01/79→; H 355 mm; Heatable; 24 V; W 169 mm	9MX 127 585-002 Mirror Glass, outside mirror	337
1632 AS	235 kW		05/74→09/83			
1632 K	235 kW		08/73→08/82	01/80→; H 408 mm; Heatable / Tinted; 24 V; W 185 mm	9MX 561 449-001 Mirror Glass, outside mirror	338
1632 S, 1632 LS	235 kW		08/73→09/96			
1633, 1633 L	243 kW		08/73→09/96	01/79→; H 355 mm; Heatable; 24 V; W 169 mm	9MX 127 585-002 Mirror Glass, outside mirror	337
1633 S, 1633 LS	243 kW		08/73→09/96			
1635, 1635 L	260 kW		08/73→09/96	01/80→; H 408 mm; Heatable / Tinted; 24 V; W 185 mm	9MX 561 449-001 Mirror Glass, outside mirror	338
1635 S, 1635 LS	260 kW		08/73→09/96			
1636, 1636 L	261 kW		08/73→09/96	01/79→; H 355 mm; Heatable; 24 V; W 169 mm	9MX 127 585-002 Mirror Glass, outside mirror	337
1636 S, 1636 LS	261 kW		08/73→09/96			
1638 S, 1638 LS	276 kW		08/73→09/96	01/80→; H 408 mm; Heatable / Tinted; 24 V; W 185 mm	9MX 561 449-001 Mirror Glass, outside mirror	338
1644 S, 1644 LS	320 kW		08/73→09/96			
1719	141 kW		09/73→08/82	01/79→; H 355 mm; Heatable; 24 V; W 169 mm	9MX 127 585-002 Mirror Glass, outside mirror	337
1719 AK	141 kW		09/73→08/82			
1719 K	141 kW		09/73→08/82	01/80→; H 408 mm; Heatable / Tinted; 24 V; W 185 mm	9MX 561 449-001 Mirror Glass, outside mirror	338
1719 S	141 kW		09/73→08/82			
1919	141 kW		05/74→08/82	01/79→; H 355 mm; Heatable; 24 V; W 169 mm	9MX 127 585-002 Mirror Glass, outside mirror	337
1919 AK	141 kW		05/74→08/82			
1919 K	141 kW		05/74→08/82	01/80→; H 408 mm; Heatable / Tinted; 24 V; W 185 mm	9MX 561 449-001 Mirror Glass, outside mirror	338
1919 S	141 kW		05/74→08/82			
1926	188 kW		05/74→12/80	01/79→; H 355 mm; Heatable; 24 V; W 169 mm	9MX 127 585-002 Mirror Glass, outside mirror	337
1926 A	188 kW		05/74→12/80			
1926 AS	188 kW		05/74→12/80	01/80→; H 408 mm; Heatable / Tinted; 24 V; W 185 mm	9MX 561 449-001 Mirror Glass, outside mirror	338
1926 K	188 kW		08/73→12/80			
1926 S, 1926 LS	188 kW		08/73→09/96	01/79→; H 355 mm; Heatable; 24 V; W 169 mm	9MX 127 585-002 Mirror Glass, outside mirror	337
1928 S, 1928 LS	206 kW		08/73→09/96			
1932	235 kW		05/74→03/83	01/80→; H 408 mm; Heatable / Tinted; 24 V; W 185 mm	9MX 561 449-001 Mirror Glass, outside mirror	338
1932 A	235 kW		05/74→03/83			
1932 AK	235 kW		08/73→09/83	01/79→; H 355 mm; Heatable; 24 V; W 169 mm	9MX 127 585-002 Mirror Glass, outside mirror	337
1932 AS	235 kW		05/74→12/82			
1932 K	235 kW		08/73→08/82	01/80→; H 408 mm; Heatable / Tinted; 24 V; W 185 mm	9MX 561 449-001 Mirror Glass, outside mirror	338
1932 S, 1932 LS	235 kW		08/73→09/96			
1933 S, 1933 LS	243 kW		08/73→09/96	01/79→; H 355 mm; Heatable; 24 V; W 169 mm	9MX 127 585-002 Mirror Glass, outside mirror	337
1935 S, 1935 LS	260 kW		08/73→09/96			
1936 S, 1936 LS	261 kW		08/73→09/96	01/80→; H 408 mm; Heatable / Tinted; 24 V; W 185 mm	9MX 561 449-001 Mirror Glass, outside mirror	338
1938 S, 1938 LS	276 kW		08/73→09/96			
1944 S, 1944 LS	320 kW		08/73→09/96	01/79→; H 355 mm; Heatable; 24 V; W 169 mm	9MX 127 585-002 Mirror Glass, outside mirror	337
2026 S	188 kW		10/76→10/80			
2032 S	235 kW		08/75→09/83	01/80→; H 408 mm; Heatable / Tinted; 24 V; W 185 mm	9MX 561 449-001 Mirror Glass, outside mirror	338
2035 S, 2035 LS	260 kW		08/73→09/96			
2219	141 kW		06/76→01/87	01/79→; H 355 mm; Heatable; 24 V; W 169 mm	9MX 127 585-002 Mirror Glass, outside mirror	337
2219, 2219 L	141 kW		08/73→09/96			
2219 C, 2219 CL	141 kW		08/73→09/96	01/80→; H 408 mm; Heatable / Tinted; 24 V; W 185 mm	9MX 561 449-001 Mirror Glass, outside mirror	338
2219 K	141 kW		06/76→01/87			
2219 KO	141 kW		06/76→01/87	01/79→; H 355 mm; Heatable; 24 V; W 169 mm	9MX 127 585-002 Mirror Glass, outside mirror	337
2220, 2220 L	150 kW		08/73→09/96			
2222, 2222 L	159 kW		08/73→09/96			

Manufacturer - Model	Power	Displ.	Year of Constr.	Remark	Part Number	Page
MERCEDES-BENZ - NG						08/73→09/96
2222 L	159 - 165 kW		08/73→09/96	01/79→; L 2,000 mm; Plug Type ID: 2-polig; + 1 plug	8KA 003 806-001 Connecting Cable, outside mirror	329
2224	176 kW		04/76→12/82			
2224 B	176 kW		05/75→03/84	01/79→; Left / Right; H 367 mm; + H 184 mm; W 182 mm	8SB 003 978-001 Outside Mirror	315
2224 K	176 kW		04/76→12/82			
2224 S	176 kW		07/76→12/82	01/79→; Left / Right; H 367 mm; Heatable; 24 V; W 182 mm	8SB 003 978-041 Outside Mirror	316
2225 L	184 kW		08/73→09/96			
2226	188 kW		09/75→12/80	01/80→; Left / Right; H 422 mm; W 200 mm	8SB 501 081-031 Outside Mirror	317
2226,2226 L	188 kW		08/73→09/96			
2226 S,2226 LS	188 kW		08/73→09/96	01/80→; Left / Right; H 422 mm; Heatable / Tinted; 24 V; W 200 mm	8SB 501 081-041 Outside Mirror	318
2232	235 kW		05/74→09/83			
2232,2232 L	235 kW		08/73→09/96	01/80→; Left / Right; H 422 mm; Heatable / Aspherical; 24 V; W 200 mm	8SB 501 081-082 Outside Mirror	319
2232 S,2232 LS	235 kW		08/73→09/96			
2233,2233 L	243 kW		08/73→09/96	01/79→; H 355 mm; W 169 mm	9EY 125 314-001 Mirror Glass, outside mirror	336
2235,2235 L	260 kW		08/73→09/96			
2235 S, 2235 LS	260 kW		08/73→09/96	01/80→; H 408 mm; Tinted; W 185 mm	9EY 561 445-001 Mirror Glass, outside mirror	336
2238,2238 L	276 kW		08/73→09/96			
2244,2244 L	320 kW		08/73→09/96	01/79→; H 355 mm; Heatable; 24 V; W 169 mm	9MX 127 585-002 Mirror Glass, outside mirror	337
2422	160 - 165 kW		08/73→09/96			
2428	206 kW		08/73→09/96	01/80→; H 408 mm; Heatable / Tinted; 24 V; W 185 mm	9MX 561 449-001 Mirror Glass, outside mirror	338
2438	276 kW		08/73→09/96			
2444 LS	320 kW		08/73→09/96			
2626	188 kW		06/75→03/81			
2626 A	188 kW		06/75→03/81			
2626 AB	188 kW		05/74→12/80			
2626 AK	188 kW		08/73→12/81			
2626 AS	188 kW		06/75→03/81			
2626 B	188 kW		05/74→12/80			
2626 K	188 kW		08/73→03/81			
2626 S	188 kW		06/75→03/81			
2632	235 - 236 kW		05/74→09/83			
2632 A	235 - 236 kW		05/74→09/83			
2632 AK	235 - 236 kW		08/73→09/83			
2632 AS	235 - 236 kW		05/74→09/83			
2632 K	235 - 236 kW		08/73→09/83			
2632 S	235 - 236 kW		05/74→09/83			
2644	320 kW		08/73→09/96			
3544	320 kW		08/73→09/96			
3544 S	320 kW		08/73→09/96			
1019 AF	141 - 141 kW		01/79→12/82	L 2,000 mm; Plug Type ID: 2-polig; + 1 plug	8KA 003 806-001 Connecting Cable, outside mirror	329
1019 AF	144 kW		01/79→12/82			
1019 F	141 kW		01/79→12/82	Left / Right; H 367 mm; + H 184 mm; W 182 mm	8SB 003 978-001 Outside Mirror	315
2228	206 kW		12/79→03/91			
2228 S	206 kW		12/79→03/91	Left / Right; H 367 mm; Heatable; 24 V; W 182 mm	8SB 003 978-041 Outside Mirror	316
				01/80→; Left / Right; H 422 mm; W 200 mm	8SB 501 081-031 Outside Mirror	317
				01/80→; Left / Right; H 422 mm; Heatable / Tinted; 24 V; W 200 mm	8SB 501 081-041 Outside Mirror	318
				01/80→; Left / Right; H 422 mm; Heatable / Aspherical; 24 V; W 200 mm	8SB 501 081-082 Outside Mirror	319
				H 355 mm; W 169 mm	9EY 125 314-001 Mirror Glass, outside mirror	336
				01/80→; H 408 mm; Tinted; W 185 mm	9EY 561 445-001 Mirror Glass, outside mirror	336
				H 355 mm; Heatable; 24 V; W 169 mm	9MX 127 585-002 Mirror Glass, outside mirror	337
				01/80→; H 408 mm; Heatable / Tinted; 24 V; W 185 mm	9MX 561 449-001 Mirror Glass, outside mirror	338
1217 CA	125 kW		05/82→10/90	L 2,000 mm; Plug Type ID: 2-polig; + 1 plug	8KA 003 806-001 Connecting Cable, outside mirror	329
1222	159 kW		07/82→02/90			
1222 A	159 kW		05/82→10/90	Left / Right; H 367 mm; + H 184 mm; W 182 mm	8SB 003 978-001 Outside Mirror	315
1222 AF	159 kW		05/82→12/91			
1222 F	159 kW		05/82→12/91	Left / Right; H 367 mm; Heatable; 24 V; W 182 mm	8SB 003 978-041 Outside Mirror	316
1222 S	159 kW		07/82→02/90			
1225 AF	206 kW		05/82→12/91	Left / Right; H 422 mm; W 200 mm	8SB 501 081-031 Outside Mirror	317
1225 AF	213 kW		05/82→12/91			
1228 AF	206 kW		05/82→12/91	Left / Right; H 422 mm; Heatable / Tinted; 24 V; W 200 mm	8SB 501 081-041 Outside Mirror	318
1414	100 kW		04/84→03/91			
1414 K	100 kW		04/84→03/91	Left / Right; H 422 mm; Heatable / Aspherical; 24 V; W 200 mm	8SB 501 081-082 Outside Mirror	319
1417 C	125 kW		04/84→03/91			
1417 CA	125 kW		04/84→03/91	H 355 mm; W 169 mm	9EY 125 314-001 Mirror Glass, outside mirror	336
1417 CAK	125 kW		04/84→03/91			
1417 CK	125 kW		04/84→03/91	H 408 mm; Tinted; W 185 mm	9EY 561 445-001 Mirror Glass, outside mirror	336
1420 LS	150 kW		07/85→03/91			
1422 F	159 kW		05/82→10/90			
1428 F	206 kW		05/82→12/91			
1614	100 kW		04/84→03/91			
1614 K	100 kW		04/84→03/91			

Manufacturer - Model	Power	Displ.	Year of Constr.	Remark	Part Number	Page
MERCEDES-BENZ - NG						08/73→09/96
1617 CAK	125 kW		04/84→03/91	H 355 mm; Heatable; 24 V; W 169 mm	9MX 127 585-002 Mirror 337	
1617 CK	125 kW		04/84→03/91		Glass, outside mirror	
1617 CS	125 kW		04/84→03/91			
1622 AK	159 kW		05/82→10/89	H 408 mm; Heatable / Tinted; 24 V; W 185 mm	9MX 561 449-001 Mirror 338	
1622 K	159 kW		05/82→10/89		Glass, outside mirror	
1622 S	159 kW		05/82→03/91			
1625 AK	184 kW		10/80→11/89			
1625 K	184 kW		05/80→11/89			
1628 A	206 kW		01/80→05/89			
1635 K	260 kW		02/86→07/89			
1638	276 kW		11/80→12/86			
1644	320 kW		06/86→08/89			
1922	159 kW		10/81→10/90			
1922 AK	159 kW		10/81→03/91			
1922 K	159 kW		10/81→03/91			
1922 S	159 kW		10/81→03/91			
1928 A	206 kW		01/80→03/91			
1928 AK	206 kW		01/80→03/91			
1928 AS	206 kW		01/80→03/91			
1928 K	206 kW		01/80→03/91			
1933	243 kW		11/80→03/91			
1935	260 kW		02/86→09/89			
1935 AK	260 - 269 kW		09/87→03/91			
1935 AS	260 - 269 kW		09/87→03/91			
1936	261 kW		10/81→03/91			
1936 AK	261 kW		10/81→03/91			
1936 AS	261 kW		10/81→03/91			
1936 K	261 kW		10/81→03/91			
1938	276 kW		11/80→06/90			
1944	320 kW		10/85→12/89			
2025 S	184 kW		08/83→03/91			
2028 A	206 kW		01/80→06/89			
2028 LS	206 kW		01/80→06/89			
2033 LS	243 kW		12/81→05/87			
2028 A	260 kW		01/80→06/89			
2036 LS	261 kW		03/84→03/91			
2222	159 kW		05/82→03/91			
2222 B	150 - 159 kW		05/82→03/91			
2222 K	159 kW		05/82→10/89			
2222 K	159 kW		05/82→03/91			
2225	184 kW		04/85→03/91			
2225 B	184 kW		08/83→03/91			
2233	243 kW		11/80→05/87			
2233 S	243 kW		11/80→05/87			
2235 K	260 kW		03/86→07/89			
2236	261 kW		09/82→03/91			
2236 S	261 kW		12/84→03/91			
2238 S	276 kW		01/81→12/86			
2244 S	320 kW		10/85→07/89			
2422	159 - 165 kW		10/81→10/90			
2422 K	159 kW		10/81→03/91			
2433	243 kW		10/80→09/96			
2433	243 kW		11/80→03/91			
2438 L	269 - 276 kW		11/80→06/90			
2528 A	206 kW		01/80→03/91			
2528 AK	206 kW		01/80→03/91			
2536 AK	260 kW		10/81→03/91			
2536 AK	261 kW		10/81→03/91			
2628	206 kW		02/80→03/91			
2628 A	206 kW		02/80→03/91			
2628 A	331 kW		01/90→03/91			
2628 AK	206 kW		02/80→03/91			
2628 AS	206 kW		02/80→03/91			
2628 B	206 kW		02/80→08/89			
2628 K	206 kW		02/80→03/91			
2628 S	206 kW		02/80→03/91			
2633 S	243 kW		05/82→05/87			
2635	260 kW		04/86→03/91			
2635 A	269 kW		09/87→03/91			
2635 AK	269 kW		09/87→03/91			
2635 AS	269 kW		09/87→03/91			
2635 S	260 kW		04/86→03/91			
2636	261 kW		11/81→03/91			
2636 A	261 kW		11/81→03/91			
2636 AK	261 kW		11/81→03/91			
2636 AS	261 kW		11/81→03/91			
2636 K	261 kW		11/81→03/91			
2636 S	261 kW		11/81→03/91			
2638	276 kW		01/81→12/86			
2638 S	276 kW		01/81→12/86			
2644 S	320 kW		10/85→02/90			

Manufacturer - Model	Power	Displ.	Year of Constr.	Remark	Part Number	Page
MERCEDES-BENZ - NG					08/73→09/96	
3025 B	184 kW		08/83→03/91			
3025 B	184 - 206 kW		12/85→07/87			
3025 K	184 kW		04/85→03/91			
3025 K	184 kW		12/85→07/87			
3028	206 kW		02/80→03/91			
3028 B	206 kW		12/85→07/87			
3028 K	206 kW		12/85→07/87			
3033	243 kW		05/82→05/87			
3036	261 kW		11/81→03/91			
3038	276 kW		01/81→12/86			
3228 B	206 kW		07/87→03/91			
3228 K	206 kW		07/87→03/91			
3235	260 - 269 kW		07/88→08/94			
3250 A	368 kW		09/85→08/94			
3250 AF	368 kW		09/85→08/94			
3328	206 kW		02/80→03/91			
3328 B	206 kW		02/80→03/91			
3328 B	206 kW		07/82→07/87			
3328 K	206 kW		07/82→07/87			
3333	243 kW		12/82→11/91			
3333 B	243 kW		12/82→11/91			
3333 K	243 kW		12/82→11/91			
3335	260 kW		04/86→03/91			
3335 A	260 kW		04/86→03/91			
3336	261 kW		12/82→11/91			
3336 A	260 kW		11/81→03/91			
3336 A	261 kW		11/81→03/91			
3336 AK	261 kW		09/86→11/91			
3336 K	261 kW		12/82→11/91			
3336 S	261 kW		12/82→11/91			
3338	260 kW		01/81→12/86			
3528	206 kW		07/82→07/87			
3528 B	206 kW		07/87→09/89			
3528 K	206 kW		07/82→07/87			
3528 K	206 kW		07/87→09/89			
3535 AK	260 kW		09/87→02/90			
3535 K	260 - 269 kW		09/87→01/89			
3836 AK	261 kW		11/81→03/91			
3850 A	368 kW		09/85→08/94			
1424 S,1424 LS	176 kW		08/73→09/96			
				01/79→; L 2,000 mm; Plug Type ID: 2-polig; + 1 plug	8KA 003 806-001 Connecting Cable, outside mirror	329
				01/79→; Left / Right; H 367 mm; + H 184 mm; W 182 mm	8SB 003 978-001 Outside Mirror	315
				01/79→; Left / Right; H 367 mm; Heatable; 24 V; W 182 mm	8SB 003 978-041 Outside Mirror	316
				01/80→; Left / Right; H 422 mm; W 200 mm	8SB 501 081-031 Outside Mirror	317
				01/80→; Left / Right; H 422 mm; Heatable / Tinted; 24 V; W 200 mm	8SB 501 081-041 Outside Mirror	318
				Left / Right; H 422 mm; Heatable / Aspherical; 24 V; W 200 mm	8SB 501 081-082 Outside Mirror	319
				01/79→; H 355 mm; W 169 mm	9EY 125 314-001 Mirror Glass, outside mirror	336
				01/80→; H 408 mm; Tinted; W 185 mm	9EY 561 445-001 Mirror Glass, outside mirror	336
				01/79→; H 355 mm; Heatable; 24 V; W 169 mm	9MX 127 585-002 Mirror Glass, outside mirror	337
				01/80→; H 408 mm; Heatable / Tinted; 24 V; W 185 mm	9MX 561 449-001 Mirror Glass, outside mirror	338
1628,1628 L	206 kW		08/73→09/96			
1926 AK	188 kW		08/73→12/80			
1928,1928 L	206 kW		08/73→09/96			
2228,2228 L	206 kW		08/73→09/96			
				01/79→; L 2,000 mm; Plug Type ID: 2-polig; + 1 plug	8KA 003 806-001 Connecting Cable, outside mirror	329
				Left / Right; H 367 mm; + H 184 mm; W 182 mm	8SB 003 978-001 Outside Mirror	315
				01/79→; Left / Right; H 367 mm; Heatable; 24 V; W 182 mm	8SB 003 978-041 Outside Mirror	316
				01/80→; Left / Right; H 422 mm; W 200 mm	8SB 501 081-031 Outside Mirror	317
				01/80→; Left / Right; H 422 mm; Heatable / Tinted; 24 V; W 200 mm	8SB 501 081-041 Outside Mirror	318
				01/80→; Left / Right; H 422 mm; Heatable / Aspherical; 24 V; W 200 mm	8SB 501 081-082 Outside Mirror	319
				01/79→; H 355 mm; W 169 mm	9EY 125 314-001 Mirror Glass, outside mirror	336
				01/80→; H 408 mm; Tinted; W 185 mm	9EY 561 445-001 Mirror Glass, outside mirror	336

Manufacturer - Model	Power	Displ.	Year of Constr.	Remark	Part Number	Page
MERCEDES-BENZ - NG						08/73→09/96
1628,1628 L	206 kW		08/73→09/96	01/79→; H 355 mm; Heatable; 24 V; W 169 mm	9MX 127 585-002 Mirror	337
1926 AK	188 kW		08/73→12/80		Glass, outside mirror	
1928,1928 L	206 kW		08/73→09/96	01/80→; H 408 mm; Heatable / Tinted; 24 V; W 185 mm	9MX 561 449-001 Mirror	338
2228,2228 L	206 kW		08/73→09/96		Glass, outside mirror	
1814	100 kW		04/84→03/91	L 2,000 mm; Plug Type ID: 2-polig; + 1 plug	8KA 003 806-001	329
					Connecting Cable, outside mirror	
				01/79→; Left / Right; H 367 mm; + H 184 mm; W 182 mm	8SB 003 978-001	315
					Outside Mirror	
				01/79→; Left / Right; H 367 mm; Heatable; 24 V; W 182 mm	8SB 003 978-041	316
					Outside Mirror	
				01/80→; Left / Right; H 422 mm; W 200 mm	8SB 501 081-031	317
					Outside Mirror	
				01/80→; Left / Right; H 422 mm; Heatable / Tinted; 24 V; W 200 mm	8SB 501 081-041	318
					Outside Mirror	
				01/80→; Left / Right; H 422 mm; Heatable / Aspherical; 24 V; W 200 mm	8SB 501 081-082	319
					Outside Mirror	
				H 355 mm; W 169 mm	9EY 125 314-001 Mirror	336
					Glass, outside mirror	
				H 408 mm; Tinted; W 185 mm	9EY 561 445-001 Mirror	336
					Glass, outside mirror	
				H 355 mm; Heatable; 24 V; W 169 mm	9MX 127 585-002 Mirror	337
					Glass, outside mirror	
				H 408 mm; Heatable / Tinted; 24 V; W 185 mm	9MX 561 449-001 Mirror	338
					Glass, outside mirror	
2633	243 kW		05/82→05/87	L 2,000 mm; Plug Type ID: 2-polig; + 1 plug	8KA 003 806-001	329
					Connecting Cable, outside mirror	
				Left / Right; H 367 mm; + H 184 mm; W 182 mm	8SB 003 978-001	315
					Outside Mirror	
				Left / Right; H 367 mm; Heatable; 24 V; W 182 mm	8SB 003 978-041	316
					Outside Mirror	
				Left / Right; H 422 mm; W 200 mm	8SB 501 081-031	317
					Outside Mirror	
				Left / Right; H 422 mm; Heatable / Tinted; 24 V; W 200 mm	8SB 501 081-041	318
					Outside Mirror	
				Left / Right; H 422 mm; Heatable / Aspherical; 24 V; W 200 mm	8SB 501 081-082	319
					Outside Mirror	
				01/79→; H 355 mm; W 169 mm	9EY 125 314-001 Mirror	336
					Glass, outside mirror	
				01/80→; H 408 mm; Tinted; W 185 mm	9EY 561 445-001 Mirror	336
					Glass, outside mirror	
				01/79→; H 355 mm; Heatable; 24 V; W 169 mm	9MX 127 585-002 Mirror	337
					Glass, outside mirror	
				01/80→; H 408 mm; Heatable / Tinted; 24 V; W 185 mm	9MX 561 449-001 Mirror	338
					Glass, outside mirror	
MERCEDES-BENZ - O 303						10/74→
O 303	141 kW		10/74→06/83	L 2,000 mm; Plug Type ID: 2-polig; + 1 plug	8KA 003 806-001	329
O 303	188 kW		03/75→06/83		Connecting Cable, outside mirror	
O 303	235 kW		07/75→06/83		outside mirror	
				Left / Right; H 241 mm; Grey; W 158 mm	8SB 002 995-001	310
					Outside Mirror	
				Left / Right; H 305 mm; W 184 mm	8SB 003 614-001	312
					Outside Mirror	
				Left / Right; H 305 mm; Heatable; 24 V; W 184 mm	8SB 003 614-011	313
					Outside Mirror	
				Left / Right; H 305 mm; Heatable; 12 V; W 184 mm	8SB 003 614-081	314
					Outside Mirror	
				Left / Right; H 367 mm; + H 184 mm; W 182 mm	8SB 003 978-001	315
					Outside Mirror	
				Left / Right; H 367 mm; Heatable; 24 V; W 182 mm	8SB 003 978-041	316
					Outside Mirror	
				Left / Right; H 292 mm; W 170 mm	9EY 122 979-001 Mirror	336
					Glass, outside mirror	
				H 355 mm; W 169 mm	9EY 125 314-001 Mirror	336
					Glass, outside mirror	
				H 355 mm; Heatable; 24 V; W 169 mm	9MX 127 585-002 Mirror	337
					Glass, outside mirror	
				H 292 mm; Heatable; 24 V; W 170 mm	9MX 127 586-001 Mirror	337
					Glass, outside mirror	
				H 292 mm; Heatable; 12 V; W 170 mm	9MX 127 586-032 Mirror	338
					Glass, outside mirror	

Manufacturer - Model	Power	Displ.	Year of Constr.	Remark	Part Number	Page
MERCEDES-BENZ - O 303						10/74→
O 303	159 - 160 kW		01/80→09/92	L 2,000 mm; Plug Type ID: 2-polig; + 1 plug	8KA 003 806-001	329
O 303	159 - 165 kW		01/80→01/89		Connecting Cable, outside mirror	
O 303	165 kW		12/87→			
O 303	184 kW		11/85→04/89	Left / Right; H 305 mm; W 184 mm	8SB 003 614-001	312
O 303	200 kW		12/87→09/92		Outside Mirror	
O 303	206 kW		01/80→09/87	Left / Right; H 305 mm; Heatable; 24 V; W 184 mm	8SB 003 614-011	313
O 303	213 - 218 kW		09/87→09/92		Outside Mirror	
O 303	243 kW		08/80→09/87	Left / Right; H 305 mm; Heatable; 12 V; W 184 mm	8SB 003 614-081	314
O 303	260 - 269 kW		09/87→09/92		Outside Mirror	
				Left / Right; H 367 mm; + H 184 mm; W 182 mm	8SB 003 978-001	315
					Outside Mirror	
				Left / Right; H 367 mm; Heatable; 24 V; W 182 mm	8SB 003 978-041	316
					Outside Mirror	
				Left / Right; H 292 mm; W 170 mm	9EY 122 979-001	Mirror 336
					Glass, outside mirror	
				H 355 mm; W 169 mm	9EY 125 314-001	Mirror 336
					Glass, outside mirror	
				H 355 mm; Heatable; 24 V; W 169 mm	9MX 127 585-002	Mirror 337
					Glass, outside mirror	
				H 292 mm; Heatable; 24 V; W 170 mm	9MX 127 586-001	Mirror 337
					Glass, outside mirror	
				H 292 mm; Heatable; 12 V; W 170 mm	9MX 127 586-032	Mirror 338
					Glass, outside mirror	
MERCEDES-BENZ - O 309						01/68→02/89
O 309 B	59 kW		01/68→02/89	Left / Right; H 241 mm; Grey; W 158 mm	8SB 002 995-001	310
O 309 B	63 kW		01/68→02/89		Outside Mirror	
O 309 B	66 kW		01/68→02/89	Left / Right; H 241 mm; Black; W 158 mm	8SB 002 995-011	311
O 309 B	70 kW		01/68→02/89		Outside Mirror	
O 309 D	40 kW		01/68→12/69			
O 309 D	44 kW		01/68→12/74			
O 309 D	48 kW		01/75→12/88			
O 309 D	63 kW		01/70→02/89			
O 309 D	96 kW		05/77→02/89			
MERCEDES-BENZ - O 402						02/86→12/91
O 402	100 kW		02/86→12/91	L 2,000 mm; Plug Type ID: 2-polig; + 1 plug	8KA 003 806-001	329
O 402	125 kW		02/86→12/91		Connecting Cable, outside mirror	
				Left / Right; H 305 mm; W 184 mm	8SB 003 614-001	312
					Outside Mirror	
				Left / Right; H 305 mm; Heatable; 24 V; W 184 mm	8SB 003 614-011	313
					Outside Mirror	
				Left / Right; H 305 mm; Heatable; 12 V; W 184 mm	8SB 003 614-081	314
					Outside Mirror	
				Left / Right; H 367 mm; + H 184 mm; W 182 mm	8SB 003 978-001	315
					Outside Mirror	
				Left / Right; H 367 mm; Heatable; 24 V; W 182 mm	8SB 003 978-041	316
					Outside Mirror	
				Left / Right; H 292 mm; W 170 mm	9EY 122 979-001	Mirror 336
					Glass, outside mirror	
				H 355 mm; W 169 mm	9EY 125 314-001	Mirror 336
					Glass, outside mirror	
				H 355 mm; Heatable; 24 V; W 169 mm	9MX 127 585-002	Mirror 337
					Glass, outside mirror	
				H 292 mm; Heatable; 24 V; W 170 mm	9MX 127 586-001	Mirror 337
					Glass, outside mirror	
				H 292 mm; Heatable; 12 V; W 170 mm	9MX 127 586-032	Mirror 338
					Glass, outside mirror	
MERCEDES-BENZ - O 404						09/91→
O 404	151 kW		09/91→01/92	L 2,000 mm; Plug Type ID: 2-polig; + 1 plug	8KA 003 806-001	329
O 404	165 kW		09/91→01/92		Connecting Cable, outside mirror	
O 404	195 kW		09/91→01/92			
O 404	200 kW		09/91→10/99	Left / Right; H 305 mm; W 184 mm	8SB 003 614-001	312
O 404	213 kW		09/91→01/92		Outside Mirror	
O 404	213 kW		09/91→10/99	Left / Right; H 305 mm; Heatable; 24 V; W 184 mm	8SB 003 614-011	313
O 404	213 kW		09/94→10/99		Outside Mirror	
O 404	250 kW		09/91→10/99	Left / Right; H 305 mm; Heatable; 12 V; W 184 mm	8SB 003 614-081	314
O 404	280 kW		09/91→10/99		Outside Mirror	
O 404	280 kW		09/94→10/99	Left / Right; H 367 mm; + H 184 mm; W 182 mm	8SB 003 978-001	315
O 404	370 kW				Outside Mirror	
				Left / Right; H 367 mm; Heatable; 24 V; W 182 mm	8SB 003 978-041	316
					Outside Mirror	

Manufacturer - Model	Power	Displ.	Year of Constr.	Remark	Part Number	Page
MERCEDES-BENZ - O 404						09/91→
O 404	151 kW		09/91→01/92	Left / Right; H 292 mm; W 170 mm	9EY 122 979-001 Mirror	336
O 404	165 kW		09/91→01/92		Glass, outside mirror	
O 404	195 kW		09/91→01/92	H 355 mm; W 169 mm	9EY 125 314-001 Mirror	336
O 404	200 kW		09/91→10/99		Glass, outside mirror	
O 404	213 kW		09/91→01/92	H 355 mm; Heatable; 24 V; W 169 mm	9MX 127 585-002 Mirror	337
O 404	213 kW		09/91→10/99		Glass, outside mirror	
O 404	213 kW		09/94→10/99	H 292 mm; Heatable; 24 V; W 170 mm	9MX 127 586-001 Mirror	337
O 404	250 kW		09/91→10/99		Glass, outside mirror	
O 404	280 kW		09/91→10/99	H 292 mm; Heatable; 12 V; W 170 mm	9MX 127 586-032 Mirror	338
O 404	280 kW		09/94→10/99		Glass, outside mirror	
O 404	370 kW					
MERCEDES-BENZ - O 405						12/84→
O 405 G,O 405 GN,O 405 GTD	177 - 184 kW		11/85→	L 2,000 mm; Plug Type ID: 2-polig; + 1 plug	8KA 003 806-001	329
O 405 G,O 405 GN,O 405 GTD	220 kW		09/91→		Connecting Cable,	
O 405 G,O 405 GTD	206 kW		01/86→		outside mirror	
O 405 GN	177 kW		11/85→	Left / Right; H 305 mm; W 184 mm	8SB 003 614-001	312
O 405 GT	150 kW		11/91→		Outside Mirror	
O 405 GT	235 kW		09/91→	Left / Right; H 305 mm; Heatable; 24 V; W 184 mm	8SB 003 614-011	313
O 405 GTZ	63 kW				Outside Mirror	
O 405 GTZ	72 kW					
O 405 N; O 405 NH	177 kW		11/85→	Left / Right; H 305 mm; Heatable; 12 V; W 184 mm	8SB 003 614-081	314
O 405 ST	206 kW		11/85→		Outside Mirror	
O 405 ST,O 405 N	150 - 157 kW		12/84→	Left / Right; H 367 mm; + H 184 mm; W 182 mm	8SB 003 978-001	315
O 405 ST,O 405 N	177 - 184 kW		11/85→		Outside Mirror	
O 405 ST,O 405 N	220 kW		11/91→	Left / Right; H 367 mm; Heatable; 24 V; W 182 mm	8SB 003 978-041	316
					Outside Mirror	
MERCEDES-BENZ - SK						07/87→
1728, 1729, 1729 L	210 - 218 kW		07/87→09/96	Right; H 440 mm; Heatable / for electric mirror adjustment; W 182 mm	8SB 501 273-001	320
1729 AK	213 kW		07/88→09/93		Outside Mirror	
1729 K	213 - 218 kW		07/88→08/94	Left; H 440 mm; Manual; Heatable; W 182 mm	8SB 501 274-001	321
1729 S,1729 LS	210 - 218 kW		07/87→09/96		Outside Mirror	
1735,1735 L	260 - 269 kW		07/87→09/96	+ OE 000 811 84 33; H 427 mm; W 169 mm	9EY 563 168-001 Mirror	337
1735 AK	260 - 269 kW		08/89→08/94		Glass, outside mirror	
1735 K	250 - 269 kW		07/88→08/94			
1735 L	218 kW		07/88→08/94	Left / Right; H 427 mm; Heatable; W 169 mm	9MX 563 167-001 Mirror	339
1735 S,1735 LS	260 - 269 kW		07/87→09/96		Glass, outside mirror	
1748,1748 L	353 - 362 kW		07/87→09/96			
1748 S,1748 LS	353 - 362 kW		07/87→09/96			
1831,1831 L	230 kW		07/87→09/96			
1831 AK	230 kW		05/91→09/96			
1831 AK	230 kW		01/94→09/96			
1831 K	230 kW		07/92→09/96			
1831 K	230 - 250 kW		07/92→09/96			
1831 S,1831 LS	230 kW		07/87→09/96			
1834,1834 L	250 kW		07/87→09/96			
1834 AK	250 kW		07/88→09/93			
1834 S,1834 LS	250 kW		07/87→09/96			
1838,1838 L	280 kW		07/87→09/96			
1838,1838 L	320 kW		07/87→09/96			
1838 AK	280 kW		12/92→09/96			
1838 AK	280 kW		01/94→09/96			
1838 AK	320 kW		12/92→09/96			
1838 AK	370 kW		12/92→09/96			
1838 K	280 kW		12/90→09/96			
1838 K	280 kW		06/95→09/96			
1838 S,1838 LS	280 kW		07/87→09/96			
1838 S,1838 LS	320 kW		07/87→09/96			
1840 LS	280 kW		07/91→07/92			
1844,1844 L	320 kW		07/87→09/96			
1844 S,1844 LS	320 kW		07/87→09/96			
1850,1850 L	362 - 370 kW		07/87→09/96			
1850 K	370 kW		07/88→08/94			
1850 LAS	362 - 370 kW		07/87→09/96			
1850 S,1850 LS	362 - 370 kW		07/87→09/96			
1853,1853 L	390 kW		07/87→09/96			
1853 AK	390 kW		01/96→09/96			
1853 S,1853 LS	390 kW		07/87→09/96			
1922	160 - 165 kW		05/89→08/94			
1922 AK	160 - 165 kW		08/89→08/94			
1922 K	160 - 165 kW		05/89→08/94			
1922 S	160 - 165 kW		05/89→08/94			
1929,1929 L	210 - 218 kW		07/87→09/96			
1929 A	210 - 218 kW		07/88→08/94			
1929 A	269 kW		07/88→09/93			
1929 A	340 kW		07/88→08/94			
1929 AK	210 - 218 kW		07/88→08/94			
1929 AS	213 - 218 kW		07/88→08/94			
1929 K	210 - 218 kW		07/88→08/94			

Manufacturer - Model	Power	Displ.	Year of Constr.	Remark	Part Number	Page
MERCEDES-BENZ - SK						07/87→
1929 S	210 - 218 kW		07/88→08/94	Right; H 440 mm; Heatable / for electric mirror adjustment; W 182 mm	8SB 501 273-001	320
1935	260 - 269 kW		05/89→08/94		Outside Mirror	
1935 AK	250 - 269 kW		05/89→08/94	Left; H 440 mm; Manual; Heatable; W 182 mm	8SB 501 274-001	321
1935 AS	250 - 269 kW		05/89→08/94		Outside Mirror	
1935 K	250 - 269 kW		05/89→08/94			
1935 S	269 kW		05/89→08/94	+ OE 000 811 84 33; H 427 mm; W 169 mm	9EY 563 168-001	337
1945 AK	340 kW		07/88→08/94		Glass, outside mirror	
1948	353 - 362 kW		09/88→07/92	Left / Right; H 427 mm; Heatable; W 169 mm	9MX 563 167-001	339
2024	180 kW		02/93→09/96		Glass, outside mirror	
2024	180 kW		01/94→09/96			
2024 AK	180 kW		02/93→09/96			
2024 AK	180 kW		01/94→09/96			
2024 K	180 kW		02/93→09/96			
2024 K	180 kW		01/94→09/96			
2027 AK	200 kW		02/93→09/96			
2031	230 kW		03/92→09/96			
2031 A	230 kW		03/92→09/96			
2031 A	230 kW		01/94→09/96			
2031 A	280 kW		03/92→09/96			
2031 A	280 kW		01/94→09/96			
2031 A	320 kW		03/92→09/96			
2031 AS	230 kW		03/92→09/96			
2031 K	230 kW		03/92→09/96			
2031 S	230 kW		03/92→09/96			
2038	280 kW		11/91→09/96			
2038	280 kW		12/92→			
2038 AS	280 kW		12/92→09/96			
2038 AS	280 kW		01/94→09/96			
2038 AS	320 kW		12/92→09/96			
2038 S	280 kW		11/91→09/96			
2044	320 kW		01/92→09/96			
2044 AS	320 kW		01/94→09/96			
2044 S	320 kW		01/92→09/96			
2050	362 - 390 kW		01/91→09/96			
2050 S	362 - 390 kW		01/91→09/96			
2055 AF	370 kW		01/92→09/96			
2422 L	160 - 165 kW		07/87→09/96			
2429	206 kW		07/87→09/96			
2429	210 - 218 kW		07/88→08/94			
2429,2429 L	213 - 218 kW		07/87→09/96			
2429, 2429 L	210 - 218 kW		07/87→09/96			
2429 K	210 - 218 kW		07/88→08/94			
2429 S	213 - 218 kW		07/88→08/94			
2429 S,2429 LS	213 - 218 kW		07/87→09/96			
2434 L	250 kW		07/87→09/96			
2435	250 - 260 kW		07/87→09/96			
2435	260 - 269 kW		07/88→08/94			
2435,2435 L	260 - 269 kW		07/87→09/96			
2435 K	250 - 269 kW		07/88→08/94			
2435 LS	260 kW		07/87→09/96			
2435 S	250 - 269 kW		07/88→08/94			
2435 S,2435 LS	260 - 269 kW		07/87→09/96			
2448	353 - 362 kW		07/88→07/92			
2448,2448 L	353 - 362 kW		07/87→09/96			
2448 LS	353 - 362 kW		07/88→07/92			
2448 S	353 - 362 kW		07/88→07/92			
2531	230 kW		05/91→09/96			
2531, 2531 L	230 kW		07/87→09/96			
2534, 2534 L	250 kW		07/87→09/96			
2538	280 kW		03/91→09/96			
2538	280 kW		01/94→09/96			
2538	320 kW		03/91→09/96			
2538	370 kW		03/91→09/96			
2538,2538 L	280 kW		07/87→09/96			
2538,2538 L	320 kW		07/87→09/96			
2538 K, 2538 LK	280 kW		03/91→09/96			
2538 K, 2538 LK	280 kW		01/94→09/96			
2538 K, 2538 LK	320 kW		03/91→09/96			
2538 K, 2538 LK	362 - 370 kW		03/91→09/96			
2538 S	370 kW		03/91→09/96			
2538 S,2538 LS	280 kW		07/87→09/96			
2538 S,2538 LS	320 kW		07/87→09/96			
2544	320 kW		01/94→09/96			
2544,2544 L	320 kW		07/87→09/96			
2544, 2544 L	320 kW		01/92→09/96			
2544 LS	320 kW		01/92→09/96			
2544 S	320 kW		07/88→08/94			
2544 S, LS	320 kW		01/92→09/96			
2550	362 - 370 kW		07/87→09/96			
2550	370 - 390 kW		01/91→09/96			
2550,2550 L	370 - 390 kW		07/87→09/96			

Manufacturer - Model	Power	Displ.	Year of Constr.	Remark	Part Number	Page
MERCEDES-BENZ - SK						07/87→
2550 K	362 - 370 kW		07/87→09/96	Right; H 440 mm; Heatable / for electric mirror adjustment; W 182 mm	8SB 501 273-001	320
2550 S, 2550 LS	370 - 390 kW		01/91→09/96		Outside Mirror	
2553,2553 L	390 kW		07/87→09/96	Left; H 440 mm; Manual; Heatable; W 182 mm	8SB 501 274-001	321
2553 S, 2553 LS	390 kW		01/96→09/96		Outside Mirror	
2629	213 - 218 kW		07/88→08/94	+ OE 000 811 84 33; H 427 mm; W 169 mm	9EY 563 168-001	337
2629	269 kW		07/88→08/94		Glass, outside mirror	
2629 A	213 - 218 kW		07/88→08/94	Left / Right; H 427 mm; Heatable; W 169 mm	9MX 563 167-001	339
2629 A	269 kW		07/88→08/94		Glass, outside mirror	
2629 A	280 kW		07/88→08/94			
2629 A	320 kW		07/88→08/94			
2629 A	340 kW		07/88→08/94			
2629 A	362 - 370 kW		07/88→08/94			
2629 AK	213 - 218 kW		07/88→08/94			
2629 AK	269 kW		07/88→08/94			
2629 AK	320 kW		07/88→08/94			
2629 AK	362 - 370 kW		07/88→08/94			
2629 AS	213 - 218 kW		07/88→08/94			
2629 AS	362 - 370 kW		07/88→08/94			
2629 B	213 - 218 kW		07/88→08/94			
2629 K	213 - 218 kW		07/88→08/94			
2629 K	230 kW		07/88→08/94			
2629 K	362 kW		07/88→08/94			
2629 S	213 - 218 kW		07/88→08/94			
2631	230 kW		06/92→09/96			
2631	230 - 250 kW		06/92→09/96			
2631 A	230 kW		06/92→09/96			
2631 A	230 kW		01/94→09/96			
2631 AK, 2634 AK	230 kW		06/92→09/96			
2631 AK, 2634 AK	230 kW		01/94→09/96			
2631 AS	230 kW		06/92→09/96			
2631 B	230 kW		06/92→09/96			
2631 K	230 kW		07/88→08/94			
2631 S	230 kW		06/92→09/96			
2634	250 kW		06/92→09/96			
2634 S	250 kW		06/92→09/96			
2635	210 kW		07/88→08/94			
2635	260 - 269 kW		07/88→08/94			
2635	370 kW		01/91→08/94			
2635 A	260 - 269 kW		02/90→08/94			
2635 A	320 kW		12/91→08/94			
2635 AK	250 - 269 kW		02/90→08/94			
2635 AK	362 - 370 kW		02/90→08/94			
2635 AS	250 - 269 kW		02/92→08/94			
2635 AS	362 kW		02/90→09/96			
2635 K	250 - 269 kW		07/88→08/94			
2635 K	280 kW		01/91→08/94			
2635 K	320 kW		07/91→08/94			
2635 K	362 - 370 kW		07/88→08/94			
2635 S	250 - 269 kW		07/88→08/94			
2635 S	362 - 370 kW		07/88→08/94			
2638, 2638 L	280 kW		09/91→09/96			
2638, 2638 L	320 kW		09/91→09/96			
2638, 2638 L	370 kW		09/91→09/96			
2638 A, LA	280 kW		09/91→09/96			
2638 A, LA	320 kW		09/91→09/96			
2638 AK	280 kW		07/92→09/96			
2638 AK	280 kW		01/94→09/96			
2638 AK	320 kW		07/92→09/96			
2638 AK	370 kW		09/91→09/96			
2638 AS	280 kW		07/92→09/96			
2638 AS	280 kW		01/94→09/96			
2638 AS	320 kW		07/92→09/96			
2638 AS	370 kW		07/92→09/96			
2638 K	280 kW		09/91→09/96			
2638 K	320 kW		09/91→09/96			
2638 K	362 kW		09/91→09/96			
2638 K	370 kW		09/91→09/96			
2638 S	320 kW		09/91→09/96			
2638 S	370 kW		09/91→09/96			
2644, 2644 L	320 kW		01/92→09/96			
2644 A	320 kW		01/92→09/96			
2644 S	320 kW		01/92→09/96			
2645 AS	362 kW		02/90→09/96			
2648 AK	362 - 370 kW		02/90→08/94			
2648 AS	362 - 370 kW		07/88→08/94			
2648 S	329 kW		12/88→07/92			
2648 S	353 - 362 kW		12/88→07/92			
2650, 2650 L	362 - 370 kW		07/92→09/96			
2650 A	370 kW		07/87→09/96			
2650 AK	362 - 370 kW		07/88→08/94			
2650 AS	362 - 370 kW		01/94→09/96			

Manufacturer - Model	Power	Displ.	Year of Constr.	Remark	Part Number	Page
MERCEDES-BENZ - SK						07/87→
2650 K	362 - 370 kW		07/88→08/94	Right; H 440 mm; Heatable / for electric mirror adjustment; W 182 mm	8SB 501 273-001	320
2650 S	370 kW		07/92→09/96		Outside Mirror	
2650	390 kW		09/95→09/96	Left; H 440 mm; Manual; Heatable; W 182 mm	8SB 501 274-001	321
2653 AK	390 kW		07/92→09/96		Outside Mirror	
3053 S	390 kW		01/94→09/96	+ OE 000 811 84 33; H 427 mm; W 169 mm	9EY 563 168-001	337
3053 S	370 kW		12/93→09/96		Glass, outside mirror	
3229	213 - 218 kW		09/89→08/94	Left / Right; H 427 mm; Heatable; W 169 mm	9MX 563 167-001	339
3229 B	213 - 218 kW		09/89→07/92		Mirror Glass, outside mirror	
3229 K	210 - 218 kW		09/89→01/92			
3233 B	250 kW		10/90→07/92			
3233 K	250 kW		10/90→07/92			
3234 B	250 kW		02/92→09/96			
3234 K	250 kW		02/92→09/96			
3235	260 kW		07/88→08/94			
3235	260 - 269 kW		10/88→07/92			
3235 K	260 - 269 kW		07/87→07/92			
3235 L	260 kW		07/87→09/96			
3236 A	261 kW		07/87→09/96			
3238	261 kW		03/91→09/96			
3238	280 kW		10/90→09/96			
3238	280 kW		03/91→09/96			
3238	362 - 370 kW		10/90→09/96			
3238, 3238 L	280 kW		01/94→09/96			
3238, 3238 L	320 kW		10/90→09/96			
3238 L	280 kW		07/87→09/96			
3244	320 kW		01/94→09/96			
3244 L	320 kW		07/87→09/96			
3248	353 kW		07/87→09/96			
3248	353 - 362 kW		07/87→09/96			
3250 L	370 kW		07/87→09/96			
3253, 3253 L	390 kW		01/96→09/96			
3255	390 kW		07/87→09/96			
3529	213 - 218 kW		07/88→08/94			
3534 K	250 kW		10/93→09/96			
3535	260 - 269 kW		07/88→08/94			
3535 AK	266 kW		02/90→08/94			
3535 AK	280 kW		03/91→08/94			
3535 B	269 kW		10/88→08/94			
3535 B	362 kW		10/88→08/94			
3535 K	260 kW		07/87→09/96			
3535 K	269 kW		10/88→08/94			
3535 K	280 kW		03/91→08/94			
3535 K	362 kW		10/88→08/94			
3535 S	250 - 260 kW		07/88→08/94			
3538	280 kW		03/91→09/96			
3538	280 kW		09/91→09/96			
3538 AK	280 kW		03/91→09/96			
3538 AK	280 kW		01/94→09/96			
3538 AK	320 kW		03/91→09/96			
3538 AK	370 kW		03/91→09/96			
3538 K	280 kW		03/91→09/96			
3538 K	280 kW		01/94→09/96			
3538 K	320 kW		03/91→09/96			
3538 K	362 - 370 kW		03/91→09/96			
3544	320 kW		01/92→09/96			
3544 AK	320 kW		03/91→09/96			
3544 K	320 kW		03/91→09/96			
3548	362 - 370 kW		05/92→09/96			
3550	362 - 370 kW		05/92→09/96			
3550 K	370 kW		03/91→09/96			
3550 S, 3553 S	362 - 370 kW		05/92→09/96			
3553, 3553 L	390 kW		01/94→09/96			
3553 S	390 kW		04/92→			
4050 A	368 kW		07/87→			
4050 A	370 kW		07/87→			
4844	320 kW		12/91→08/94			
4844 K	320 kW		03/91→09/96			
4850 A	368 kW		07/87→			

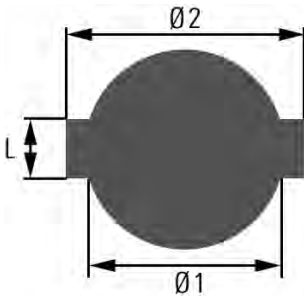
ATLAS COPCO	HELLA	MERCEDES-BENZ	HELLA	MERCEDES-BENZ	HELLA
3662 244	9EY 122 979-001	000 810 96 16	8SB 507 045-001	A 381 810 71 16	9EY 125 314-001
CASE IH	HELLA	000 811 19 33	9EY 122 979-001	A 381 810 73 16	8SB 003 978-041
1-34-677-017	8SB 003 614-001	000 811 21 33	9EY 125 314-001	A 406 810 04 16	8SB 002 994-001
1-34-777-042	9EY 122 979-001	000 811 33 33	9EY 125 314-001	A 406 810 52 16	8SB 002 994-001
3 399576 R91	8SB 002 995-001	000 811 34 33	9EY 561 445-001	A 641 810 42 16	8SB 501 274-001
3 399576 R91	8SB 002 995-011	000 811 35 33	9EY 122 979-001	A 641 810 44 16	8SB 501 273-001
3 477704 2	9EY 122 979-001	000 811 38 33	9MX 561 449-001	A 641 810 44 16	8SB 501 274-001
CLAAS	HELLA	000 811 46 30	8SB 002 995-011	A 673 810 08 16	8SB 003 978-001
037 272 80	8SB 002 994-001	000 811 74 33	9EY 125 314-001	A 943 810 47 16	8SB 507 050-001
DAF	HELLA	000 811 84 33	9EY 563 168-001	A 973 810 73 16	8SB 507 052-001
0067 657	9EY 125 314-001	000 821 01 29	9MX 563 167-001	MITSUBISHI	HELLA
006 7658	9MX 127 585-002	000 840 84 16	8SB 501 081-082	Z1263299	8SB 002 995-011
006 7659	9MX 561 449-001	001 810 21 16	8SB 501 401-802	Z1263978	8SB 003 978-001
650 361	8SB 003 978-041	001 810 23 16	8SB 501 402-802	Z1363033	8SB 003 614-081
892 895	8SB 003 978-001	001 810 23 16	8SB 501 401-822	O & K	HELLA
892 896	8SB 003 978-041	001 810 27 16	8SB 501 402-822	8110586	8SB 002 995-011
892 897	8SB 501 081-031	001 810 29 16	8SB 501 402-822	RENAULT	HELLA
892 898	8SB 501 081-041	001 811 21 33	9MX 564 235-001	60 05 025 880	9EY 561 445-001
EVOBUS	HELLA	001 811 31 33	9MX 127 585-002	60 05 028 116	8SB 501 081-031
001 810 21 16	8SB 501 401-802	001 811 60 33	9MX 564 235-021	RENAULT	HELLA
001 810 23 16	8SB 501 402-802	001 811 69 33	9MX 564 246-001	TRUCKS	HELLA
001 810 23 16	8SB 501 402-802	001 811 70 33	9EY 125 314-001	60 05 025 880	9EY 561 445-001
001 810 27 16	8SB 501 401-822	001 811 99 33	9MX 564 247-001	60 05 028 116	8SB 501 081-031
001 810 29 16	8SB 501 402-822	002810 08 16	8SB 507 060-001	SISU	HELLA
001 810 29 16	8SB 501 402-822	002 811 04 33	9MX 564 234-011	112-441-1310	9MX 127 585-002
001 811 31 33	9MX 127 585-002	314 810 13 16	8SB 003 614-001	STEYR	HELLA
001 811 70 33	9EY 125 314-001	314 810 19 16	8SB 003 614-081	1.520.07.707.01	9EY 125 314-001
8.688.074.000 0	8SB 501 081-082	314 810 20 16	8SB 002 995-001	1.520.07.707.02	9MX 127 585-002
FAUN	HELLA	314 811 01 30	8SB 002 995-011	3.477.70.42	9EY 122 979-001
772 36 11	8SB 003 978-001	314 811 03 30	8SB 003 978-001	VOLVO	HELLA
772 3617	8SB 003 978-041	381 810 25 16	9EY 125 314-001	1 112 115 2	8SB 501 081-031
FENDT	HELLA	381 810 26 16	8SB 003 978-041	1 112 115 3	8SB 501 081-041
7 195 902 8	8SB 002 994-001	381 810 37 16	8SB 501 081-031	1 170 894 5	9EY 561 445-001
FIAT	HELLA	381 810 38 16	8SB 501 081-041	1 599 462	8SB 501 081-031
71959028	8SB 002 994-001	381 810 71 16	8SB 003 978-001	1 697 926	9EY 125 314-001
FORD	HELLA	381 810 71 16	9EY 125 314-001	1 697 926	9MX 127 585-002
V95CT13K309AA	8SB 003 614-081	381 810 73 16	8SB 003 978-041	6 793 879	8SB 003 978-001
V96CT17K706AA	8SB 003 614-081	406 810 04 16	8SB 002 994-001	6 793 880	8SB 003 978-041
HAKO	HELLA	406 810 52 16	8SB 002 994-001	VW	HELLA
90174897	8SB 003 614-001	641 810 42 16	8SB 501 274-001	281 857 547	8SB 002 995-011
90-35733-6	8SB 003 614-081	641 810 44 16	8SB 501 273-001		
90-35779-9	8KA 003 806-001	641 810 44 16	8SB 501 274-001		
90-74077-0	8SB 002 994-001	673 810 08 16	8SB 003 978-001		
HOLDER	HELLA	943 810 47 16	8SB 507 050-001		
141335	8KA 003 806-001	973 810 73 16	8SB 507 052-001		
IVECO	HELLA	A 000 810 02 79	8SB 507 046-001		
4220 9371	8SB 003 978-001	A 000 810 03 79	8SB 507 046-011		
4220 9371	9EY 125 314-001	A 000 810 04 16	8SB 003 614-001		
422 09394	9EY 125 314-001	A 000 810 06 16	8SB 003 614-081		
422 09401	8SB 003 978-041	A 000 810 16 79	8SB 507 055-001		
8600 3144	8SB 003 978-001	A 000 810 20 16	8SB 003 614-081		
JUNGHEINRICH	HELLA	A 000 810 20 33	9MX 564 234-001		
51202350	8KA 003 806-001	A 000 810 23 16	8SB 003 978-041		
KÄSSBOHRER	HELLA	A 000 810 63 16	8SB 501 081-082		
8.688.074.000.0	8SB 501 081-082	A 000 810 94 16	8SB 507 044-011		
KOMATSU	HELLA	A 000 810 96 16	8SB 507 045-001		
381 8102 616	8SB 003 978-041	A 000 811 19 33	9EY 122 979-001		
H55 0959 100	8SB 002 995-001	A 000 811 21 33	9EY 125 314-001		
LIEBHERR	HELLA	A 000 811 33 33	9EY 125 314-001		
5 915 945 14	8SB 501 081-031	A 000 811 34 33	9EY 561 445-001		
MAN	HELLA	A 000 811 35 33	9EY 122 979-001		
15 20077 0702	9MX 127 585-002	A 000 811 38 33	9MX 561 449-001		
81.63730.6197	8SB 003 978-001	A 000 811 46 30	8SB 002 995-011		
81.63730.6204	8SB 501 081-031	A 000 811 74 33	9EY 125 314-001		
81.63730.6209	8SB 003 978-041	A 000 811 84 33	9EY 563 168-001		
81.63733.0038	9EY 125 314-001	A 000 821 01 29	9MX 563 167-001		
81.63733.0039	9EY 561 445-001	A 000 840 84 16	8SB 501 081-082		
81.68733-0040	9MX 561 449-001	A 001 810 21 16	8SB 501 401-802		
84.63733.6002	9MX 127 585-002	A 001 810 23 16	8SB 501 402-802		
88.63730.6030	8SB 003 978-041	A 001 810 27 16	8SB 501 401-822		
MERCEDES-BENZ	HELLA	A 001 810 29 16	8SB 501 402-822		
000 810 02 79	8SB 507 046-001	A 001 811 21 33	9MX 564 235-001		
000 810 03 79	8SB 507 046-011	A 001 811 31 33	9MX 127 585-002		
000 810 04 16	8SB 003 614-001	A 001 811 31 33	9MX 564 235-021		
000 810 06 16	8SB 003 614-081	A 001 811 60 33	9MX 564 246-001		
000 810 16 79	8SB 507 055-001	A 001 811 69 33	9EY 125 314-001		
000 810 20 16	8SB 003 614-081	A 001 811 70 33	9EY 125 314-001		
000 810 20 33	9MX 564 234-001	A 001 811 99 33	9MX 564 247-001		
000 810 23 16	8SB 003 978-041	A 002810 08 16	8SB 507 060-001		
000 810 63 16	8SB 501 081-082	A 002 811 04 33	9MX 564 234-011		
000 810 94 16	8SB 507 044-011	A 314 810 13 16	8SB 003 614-001		
		A 314 810 19 16	8SB 003 614-081		
		A 314 810 20 16	8SB 003 614-011		
		A 314 811 01 30	8SB 002 995-001		
		A 314 811 03 30	8SB 002 995-011		
		A 381 810 25 16	8SB 003 978-001		
		A 381 810 25 16	9EY 125 314-001		
		A 381 810 26 16	8SB 003 978-041		
		A 381 810 37 16	8SB 501 081-031		
		A 381 810 38 16	8SB 501 081-041		
		A 381 810 71 16	8SB 003 978-001		

8KA ...	
8KA 003 806-001	329
8SB ...	
8SB 002 994-001	310
8SB 002 995-001	310
8SB 002 995-011	311
8SB 003 614-001	312
8SB 003 614-011	313
8SB 003 614-081	314
8SB 003 978-001	315
8SB 003 978-041	316
8SB 501 081-031	317
8SB 501 081-041	318
8SB 501 081-082	319
8SB 501 273-001	320
8SB 501 274-001	321
8SB 501 401-802	322
8SB 501 401-822	323
8SB 501 402-802	324, 332
8SB 501 402-822	325, 333
8SB 507 044-011	326
8SB 507 045-001	334
8SB 507 046-001	327
8SB 507 046-011	328
8SB 507 050-001	330
8SB 507 052-001	330
8SB 507 055-001	334
8SB 507 060-001	331
9EY ...	
9EY 122 979-001	336
9EY 125 314-001	336
9EY 561 445-001	336
9EY 563 168-001	337
9HD ...	
9HD 564 236-001	329
9MX ...	
9MX 127 585-002	337
9MX 127 586-001	337
9MX 127 586-032	338
9MX 561 449-001	338
9MX 563 167-001	339
9MX 564 234-001	339
9MX 564 234-011	340
9MX 564 235-001	342
9MX 564 235-011	340
9MX 564 235-021	342
9MX 564 246-001	335
9MX 564 247-001	341

Cap, fuel tank.....	375
---------------------	-----

Lid - Cap, fuel tank

8XY 004 716-001
PT 2, 089710



Inner Diameter [mm]	38
Lock System	<ul style="list-style-type: none"> • with lock • with key
Outer Diameter 1 [mm]	44
Supplementary Article/Supplementary Info 2	without support strap
SVHC	117-81-7; Bis (2-ethylhex-yl)phthalate (DEHP)

8XY 004 734-001
089722, LT 1

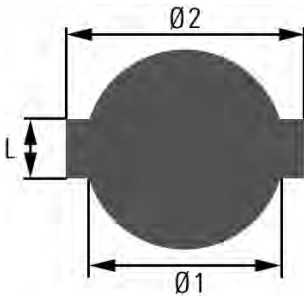
(metal ***) _



Inner Diameter [mm]	78
Lock System	<ul style="list-style-type: none"> • with lock • with key
Material	Metal
Outer Diameter 1 [mm]	115
Supplementary Article/Supplementary Info 2	<ul style="list-style-type: none"> • without support strap • with breather valve
SVHC	117-81-7; Bis (2-ethylhex-yl)phthalate (DEHP)

Lid - Cap, fuel tank

8XY 007 022-001
089758, PT 31



Inner Diameter [mm]	38
Lock System	without lock
Outer Diameter 1 [mm]	44
Supplementary Article/Supplementary Info 2	<ul style="list-style-type: none"> • without support strap • with breather valve
SVHC	117-81-7; Bis (2-ethylhex-yl)phthalate (DEHP)

8XY 007 023-001
LT 3, 089766

(plastic, black)

Colour	Black
Inner Diameter [mm]	78
Lock System	without lock
Material	Plastic
Outer Diameter 1 [mm]	115
Supplementary Article/Supplementary Info 2	<ul style="list-style-type: none"> • without support strap • with breather valve



MERCEDES-BENZ.....378

Manufacturer - Model	Power	Displ.	Year of Constr.	Remark	Part Number	Page
MERCEDES-BENZ - ACTROS						04/96→
1831, 1831 L	230 kW		04/96→10/02	Inner Diameter [mm]: 78; with lock / with key	8XY 004 734-001 Cap, fuel tank	375
1831 AK	230 kW		04/97→10/02			
1831 K	230 kW		04/97→10/02	Inner Diameter [mm]: 78; without lock; without support strap / with breather valve	8XY 007 023-001 Cap, fuel tank	376
1831 S, 1831 LS	230 kW		04/96→10/02			
1835, 1835 L	260 kW		04/96→10/02			
1835 AK	260 kW		04/97→10/02			
1835 K	260 kW		04/97→10/02			
1835 S, 1835 LS	260 kW		04/96→10/02			
1840, 1840 L	290 kW		04/96→10/02			
1840 AK	290 kW		04/97→10/02			
1840 K	290 kW		04/97→10/02			
1840 S, 1840 LS	290 kW		04/96→10/02			
1843, 1843 L	315 kW		04/96→10/02			
1843 AK	315 kW		04/97→10/02			
1843 K	315 kW		04/97→10/02			
1843 S, 1843 LS	315 kW		04/96→10/02			
1846 AK	335 kW		04/97→10/03			
1846 S, 1846 LS	335 kW		10/98→			
1848, 1848 L	350 kW		04/96→10/02			
1848 AK	350 kW		04/97→10/02			
1848 K	350 kW		04/97→10/02			
1848 S, 1848 LS	350 kW		04/96→10/02			
1850 AK	370 kW		10/97→			
1853, 1853 L	390 kW		04/96→10/02			
1853 S, 1853 LS	390 kW		04/96→10/02			
1857 L	420 kW		04/97→10/02			
1857 LS	420 kW		04/97→10/02			
2031	230 kW		04/97→10/02			
2031 A	230 kW		04/97→10/02			
2031 AK	230 kW		09/96→10/02			
2031 AS	230 kW		04/96→10/02			
2031 K	230 kW		04/97→10/02			
2031 S	230 kW		04/96→10/02			
2035 A	260 kW		04/97→10/02			
2035 S	260 kW		04/96→10/02			
2040	290 kW		09/96→10/02			
2040 AK	290 kW		09/96→10/02			
2040 AS	290 kW		04/96→10/02			
2040 S	290 kW		04/96→10/02			
2043 AS	315 kW		04/96→10/02			
2046 AS	335 kW		10/96→			
2048 AS	350 kW		04/96→10/02			
2050 AS	370 kW		10/96→			
2053 S	390 kW		04/96→10/02			
2531, 2531 L	230 kW		09/96→10/02			
2531 LS	230 kW		09/96→10/02			
2535 L	260 kW		09/96→10/02			
2535 LS	260 kW		09/96→10/02			
2540, 2540 L	290 kW		09/96→10/02			
2540 LS	290 kW		09/96→10/02			
2543, 2543 L	315 kW		09/96→10/02			
2543 LS	315 kW		09/96→10/02			
2546 LS	335 kW		10/97→			
2548, 2548 L	350 kW		09/96→10/02			
2548 LS	350 kW		09/96→10/02			
2553, 2553 L	390 kW		09/96→10/02			
2553 LS	390 kW		09/96→10/02			
2557 L	420 kW		09/96→10/02			
2631, 2631 L	230 kW		04/96→10/02			
2631 B	230 kW		04/97→10/02			
2631 K	230 kW		04/97→10/02			
2635, 2635 L	260 kW		04/96→10/02			
2635 B	260 kW		04/97→10/02			
2635 K, 2635 LK	260 kW		04/97→10/02			
2640, 2640 L	290 kW		04/96→10/02			
2640 B	290 kW		04/97→10/02			
2640 K, 2640 LK	290 kW		04/97→10/02			
2640 S, 2640 LS	290 kW		09/96→10/02			
2643, 2643 L	315 kW		04/96→10/02			
2643 B	315 kW		04/97→10/02			
2643 K, 2643 LK	315 kW		04/97→10/02			
2643 S, 2643 LS	315 kW		04/97→10/02			
2646 B	335 kW		10/97→			
2646 S, 2646 LS	335 kW		10/97→			
2648, 2648 L	350 kW		04/96→10/02			
2648 K, 2648 LK	350 kW		04/97→10/02			
2648 K, 2648 LK	355 kW		10/97→			
2648 S, 2648 LS	350 kW		09/96→10/02			
2648 S, 2648 LS	355 kW		10/97→			
2650 S, 2650 LS	370 kW		10/97→			
2653, 2653 L	390 kW		04/96→10/02			

Manufacturer - Model	Power	Displ.	Year of Constr.	Remark	Part Number	Page
MERCEDES-BENZ - ACTROS						04/96→
2653 K, 2653 LK	390 kW		04/97→10/02	Inner Diameter [mm]: 78; with lock / with key	8XY 004 734-001 Cap, fuel tank	375
2653 S, 2653 LS	390 kW		09/96→10/02			
2657 K, 2657 LK	420 kW		04/97→10/02	Inner Diameter [mm]: 78; without lock; without support strap / with breather valve	8XY 007 023-001 Cap, fuel tank	376
2657 L	420 kW		04/97→10/02			
2657 S, 2657 LS	420 kW		04/97→10/02			
2665 LS	480 kW		10/02→			
3231 B	230 kW		04/97→10/02			
3231 K	230 kW		04/97→10/02			
3235 B	260 kW		04/97→10/02			
3235 K	260 kW		04/97→10/02			
3240	290 kW		04/97→10/02			
3240 B	290 kW		04/97→10/02			
3240 K	290 kW		04/97→10/02			
3243	315 kW		04/97→10/02			
3243 B	315 kW		04/97→10/02			
3243 K	315 kW		04/97→10/02			
3246 B	335 kW		10/97→			
3246 K	335 kW		10/97→			
3331	230 kW		04/97→10/02			
3331 A	230 kW		04/97→10/02			
3331 AK	230 kW		04/97→10/02			
3331 AS	230 kW		04/97→10/02			
3331 B	230 kW		04/97→10/02			
3331 K	230 kW		04/97→10/02			
3331 S	230 kW		04/97→10/02			
3335	260 kW		04/97→10/02			
3335 AK	260 kW		10/97→10/03			
3335 B	260 kW		04/97→10/02			
3335 K	260 kW		04/97→10/02			
3335 S	260 kW		04/97→10/02			
3336 S	265 kW		10/97→			
3340	290 kW		04/97→10/02			
3340 A	290 kW		04/97→10/02			
3340 AK	290 kW		04/97→10/02			
3340 AS	290 kW		04/97→10/02			
3340 B	290 kW		04/97→10/02			
3340 K	290 kW		04/97→10/02			
3340 S	290 kW		04/97→10/02			
3341 S	300 kW		10/97→			
3343	315 kW		04/97→10/02			
3343 AK	315 kW		04/97→10/02			
3343 AS	315 kW		04/97→10/02			
3343 B	315 kW		04/97→10/02			
3343 K	315 kW		04/97→10/02			
3343 S	315 kW		04/97→10/02			
2535 LS	335 kW		04/97→10/02			
3346 AK	335 kW		10/97→			
3346 AS	335 kW		10/97→			
3346 K	335 kW		10/97→			
3346 S	335 kW		10/97→			
3348	350 kW		04/97→10/02			
3348 AK	350 kW		04/97→10/02			
3348 AS	350 kW		04/97→10/02			
3348 K	350 kW		04/97→10/02			
3348 S	350 kW		04/97→10/02			
3350 AK	370 kW		10/97→			
3350 AS	370 kW		10/97→			
3350 K	370 kW		10/97→			
3350 S	370 kW		10/97→			
3353	390 kW		04/97→10/02			
3353 AS	390 kW		04/97→10/02			
3353 S	390 kW		04/97→10/02			
3357	420 kW		04/97→10/02			
3357 S	420 kW		04/97→10/02			
4140 AK	290 kW		04/97→10/02			
4140 B	290 kW		04/97→10/02			
4140 K	290 kW		04/97→10/02			
4143 AK	315 kW		04/97→10/02			
4143 K	315 kW		04/97→10/02			
4146 AK	335 kW		10/97→			
4146 K	335 kW		10/97→			
4148 AK	350 kW		04/97→10/02			
4148 K	350 kW		04/97→10/02			
MERCEDES-BENZ - ACTROS MP2 / MP3						10/02→
1831 AK	230 kW		04/03→	Inner Diameter [mm]: 78; with lock / with key	8XY 004 734-001 Cap, fuel tank	375
1831 K	230 kW		04/03→			
1832, L, LL	235 kW		04/03→	Inner Diameter [mm]: 78; without lock; without support strap / with breather valve	8XY 007 023-001 Cap, fuel tank	376
1836 AK	235 kW		04/03→			
1832 LS	235 kW		04/03→			
1835 AK	260 kW		04/03→			

Manufacturer - Model	Power	Displ.	Year of Constr.	Remark	Part Number	Page
MERCEDES-BENZ - ACTROS MP2 / MP3						10/02→
1835 K	260 kW		04/03→	Inner Diameter [mm]: 78; with lock / with key	8XY 004 734-001 Cap, fuel tank	375
1832, L, LL	265 kW		04/03→			
1836 A	265 kW			Inner Diameter [mm]: 78; without lock; without support strap / with breather valve	8XY 007 023-001 Cap, fuel tank	376
1836 K	265 kW		04/03→			
1836 LS	265 kW		04/03→			
1836, L, LL	265 kW		04/03→			
1836 LS, LLS	265 kW		06/08→			
1840 AK	290 kW		04/03→			
1840 K	290 kW		04/03→			
1840 LS, LLS	295 kW		06/08→			
1836, L, LL	300 kW		04/03→			
1841 A	300 kW					
1841 AK	300 kW		04/03→			
1841 K	300 kW		04/03→			
1841 L, LL	300 kW		04/03→			
1841, L, LL	300 kW		04/03→			
1843 LS, LLS	315 kW		06/08→			
1841, L, LL	320 kW		04/03→			
1844 A	315 - 320 kW		04/03→			
1844 K	315 - 320 kW		04/03→			
1844, L, LL	320 kW		04/03→			
1846, L, LL	335 kW		04/03→			
1846 A	335 kW		04/03→			
1846 K	335 kW		04/03→			
1846 LS	335 kW		04/03→			
1846 LS, LLS	335 kW		04/03→			
1848, L, LL	350 kW		04/03→			
1848, LS, LLS	350 kW		04/03→			
1848 A	350 kW		04/03→			
1848 AK	350 kW		04/03→			
1848 K	350 kW		04/03→			
1848 S, LS	350 kW		04/03→			
1850, 1851, L, LL	370 - 375 kW		04/03→			
1850, 1851 AK	370 - 375 kW		04/03→			
1850, 1851 K	370 - 375 kW		04/03→			
1850, 1851 LS, LLS	370 - 375 kW		04/03→			
1851 A	370 - 375 kW		04/03→			
1850, L, LL	395 - 405 kW		04/03→			
1854, L, LL	395 kW		04/03→			
1855, L, LL	405 kW		06/08→			
1855 LS, LLS	405 kW		06/08→			
1854, L	425 kW		04/03→			
1858, L	425 kW		10/02→			
1860 L, LL	440 kW		05/05→			
1860 LS	440 kW		06/08→			
1861 LS	450 kW		05/05→			
2032	230 - 235 kW		04/03→			
2032 A, AE	230 - 235 kW		04/03→			
2032 AK	230 - 235 kW		04/03→			
2032 AS	230 - 235 kW		04/03→			
2032 K	230 - 235 kW		04/03→			
2032 S	230 - 235 kW		04/03→			
2036	260 - 265 kW		04/03→			
2036 A, AE	260 - 265 kW		04/03→			
2036 AK	260 - 265 kW		04/03→			
2036 AS	260 - 265 kW		04/03→			
2036 K	260 - 265 kW		04/03→			
2036 S	260 - 265 kW		04/03→			
2040	290 kW		10/02→			
2041	290 - 300 kW		04/03→			
2041 AK	290 - 300 kW		04/03→			
2041 AS	290 - 300 kW		04/03→			
2041 K	290 - 300 kW		04/03→			
2041 S	290 - 300 kW		04/03→			
2044	315 - 320 kW		04/03→			
2044 AK	315 - 320 kW		04/03→			
2044 AS	315 - 320 kW		04/03→			
2044 K	315 - 320 kW		04/03→			
2044 S	315 - 320 kW		04/03→			
2046	335 kW		04/03→			
2046 AK	335 kW		04/03→			
2046 AS	335 kW		04/03→			
2046 K	335 kW		04/03→			
2046 S	335 kW		04/03→			
2048	350 kW		06/08→			
2048 AK	350 kW		04/03→			
2048 AS	350 kW		04/03→			
2048 K	350 kW		04/03→			
2048 S	350 kW		06/08→			
2050 S	370 kW		04/03→			
2051 AS	375 kW		04/03→			

Manufacturer - Model	Power	Displ.	Year of Constr.	Remark	Part Number	Page
MERCEDES-BENZ - ACTROS MP2 / MP3						10/02→
2051 S	375 kW		06/08→	Inner Diameter [mm]: 78; with lock / with key	8XY 004 734-001 Cap, fuel tank	375
2054 S	395 kW		04/03→			
2055 S	405 kW		06/08→	Inner Diameter [mm]: 78; without lock; without support strap / with breather valve	8XY 007 023-001 Cap, fuel tank	376
2432 LS	235 kW		06/08→			
2436 LS	265 kW		06/08→			
2441 LS	300 kW		06/08→			
2444 LS	320 kW		06/08→			
2446 LS	335 kW		06/08→			
2448 LS	350 kW		06/08→			
2451 LS	375 kW		06/08→			
2455 LS	405 kW		06/08→			
2460 LS	440 kW		06/08→			
2532, L, LL	230 - 235 kW		04/03→			
2532 LS	230 - 235 kW		04/03→			
2532 LS	235 kW		06/08→			
2536, L, LL	260 - 265 kW		04/03→			
2536 L, LL	265 kW		06/08→			
2536 LS	260 - 265 kW		04/03→			
2536 LS	265 kW		06/08→			
2540 L, LL	295 kW		06/08→			
2541, L, LL	290 - 300 kW		04/03→			
2541 LS	290 kW		04/03→			
2541 LS	300 kW		06/08→			
2543 L, LL	315 kW		06/08→			
2544, L, LL	315 - 320 kW		04/03→			
2544 LS	315 - 320 kW		04/03→			
2544 LS	320 kW		06/08→			
2546, L, LL	335 kW		04/03→			
2546 LS	335 kW		04/03→			
2546 LS	335 kW		06/08→			
2548, L, LL	350 kW		04/03→			
2548 L	350 kW		04/03→			
2548 LS	350 kW		04/03→			
2548 LS	350 kW		06/08→			
2550, LS	370 kW		04/03→			
2550 LS	370 kW		04/03→			
2551, L, LL	375 kW		04/03→			
2551 LS	375 kW		04/03→			
2553 L	390 kW		04/03→			
2554, L	395 kW		04/03→			
2554 LS	395 kW		04/03→			
2555, L, LL	405 kW		04/03→			
2555 LS	405 kW		09/05→			
2558, L	425 kW		04/03→			
2560, L, LL	440 kW		04/03→			
2631 B	230 kW		04/03→			
2631 K, LK	230 kW		04/03→			
2631 L	230 kW		04/03→			
2631 LS	230 kW		10/02→			
2631 LS	230 kW		10/09→			
2632, L, LL	235 kW		04/03→			
2632 B	235 kW		04/03→			
2632 K, LK	235 kW		04/03→			
2632 LS	235 kW		04/03→			
2632 LS	235 kW		10/09→			
2635 B	260 kW		04/03→			
2635 K, LK	260 kW		04/03→			
2635 L	260 kW		04/03→			
2635 LS	260 kW		10/02→			
2635 LS	260 kW		10/09→			
2636, L, LL	265 kW		04/03→			
2636 B	265 kW		04/03→			
2636 K, LK	265 kW		04/03→			
2636 LS	265 kW		04/03→			
2636 LS	265 kW		10/09→			
2640 B	290 kW		04/03→			
2640 K, LK	290 kW		04/03→			
2640 L	290 kW		04/03→			
2640 LS	290 kW		10/02→			
2640 LS	290 kW		10/09→			
2641, L, LL	300 kW		04/03→			
2641 B	300 kW		04/03→			
2641 K, LK	300 kW		04/03→			
2641 LS	300 kW		10/09→			
2641 S, LS	300 kW		04/03→			
2643 B	315 kW		04/03→			
2643 K, LK	315 kW		04/03→			
2643 L	315 kW		04/03→			
2643 LS	315 - 320 kW		10/09→			
2644, L, LL	320 kW		04/03→			
2644 B	320 kW		04/03→			

Manufacturer - Model	Power	Displ.	Year of Constr.	Remark	Part Number	Page
MERCEDES-BENZ - ACTROS MP2 / MP3						10/02→
2644 K, LK	320 kW		04/03→	Inner Diameter [mm]: 78; with lock / with key	8XY 004 734-001 Cap, fuel tank	375
2644 S, LS	315 - 320 kW		04/03→			
2646 L, LL	335 kW		04/03→	Inner Diameter [mm]: 78; without lock; without support strap / with breather valve	8XY 007 023-001 Cap, fuel tank	376
2646 B	335 kW		04/03→			
2646 K, LK	335 kW		04/03→			
2646 LS	335 kW		10/09→			
2646 S, LS	335 kW		04/03→			
2648 L, LL	350 kW		04/03→			
2648 B	350 - 355 kW		04/03→			
2648 K, LK	350 kW		04/03→			
2648 K, LK	350 - 355 kW		04/03→			
2648 L	350 kW		04/03→			
2648 LS	350 kW		10/02→			
2648 LS	355 kW		10/09→			
2648 S, LS	350 kW		04/03→			
2650 L, 2651 L, LL	370 - 375 kW		04/03→			
2650 K, 2651 K, LK	370 - 375 kW		04/03→			
2650 S, LS	370 kW		04/03→			
2651 L	375 kW		04/03→			
2651 LS	375 kW		10/09→			
2651 S, LS	375 kW		04/03→			
2653 K, LK	390 kW		04/03→			
2653 L	390 kW		04/03→			
2653 LS	390 kW		10/09→			
2654 L, 2655 L, LL	395 - 405 kW		04/03→			
2654 K, LK, 2655 K, LK	395 - 405 kW		04/03→			
2654 S, LS	390 - 395 kW		04/03→			
2655 LS	405 kW		10/09→			
2655 S, LS	405 kW		04/03→			
2658 K, LK	425 kW		04/03→			
2658 L	425 kW		04/03→			
2658 LS	425 kW		04/03→			
2660 L, LL	440 kW		05/05→			
2660 LK	440 kW		04/03→			
2660 S, LS	440 kW		06/08→			
2665 LS	480 kW		04/03→			
2732 AE	235 kW		06/08→			
2732 AKE	235 kW		06/08→			
2736 AE	265 kW		06/08→			
2736 AKE	265 kW		06/08→			
2741 AE	300 kW		06/08→			
2741 AKE	300 kW		06/08→			
2744 AE	320 kW		06/08→			
2744 AKE	320 kW		06/08→			
2746 AE	335 kW		06/08→			
2746 AKE	335 kW		06/08→			
2748 AE	350 kW		06/08→			
2748 AKE	350 kW		06/08→			
3231 B	230 kW		04/03→			
3231 K, 3232 K	230 - 235 kW		04/03→			
3232 B	235 kW		04/03→			
3235 B	260 kW		04/03→			
3235 K	260 kW		04/03→			
3236 B	265 kW		04/03→			
3236 K	265 kW		04/03→			
3236 L	265 kW		04/03→			
3236 L	265 kW		06/08→			
3240	290 kW		04/03→			
3240 B	290 kW		04/03→			
3240 K	290 kW		04/03→			
3241	300 kW		04/03→			
3241 B	300 kW		04/03→			
3241 K	300 kW		04/03→			
3241 L	300 kW		06/08→			
3243	315 kW		10/02→			
3243 B	315 kW		04/03→			
3243 K	315 kW		04/03→			
3244	320 kW		04/03→			
3244 B	320 kW		04/03→			
3244 K	320 kW		04/03→			
3246	335 kW		04/03→			
3246 B	335 kW		04/03→			
3246 K	335 kW		04/03→			
3248 L	350 kW		04/03→			
3248 B	350 kW		04/03→			
3248 K	350 kW		04/03→			
3250	370 kW		04/03→			
3255 L	405 kW		02/09→			
3260 L	440 kW		02/09→			
3331, 3332	230 - 235 kW		04/03→			
3331 A, 3332 A	230 - 235 kW		04/03→			

Manufacturer - Model	Power	Displ.	Year of Constr.	Remark	Part Number	Page
MERCEDES-BENZ - ACTROS MP2 / MP3						10/02→
3331 AK, 3332 AK	230 - 235 kW		04/03→	Inner Diameter [mm]: 78; with lock / with key	8XY 004 734-001 Cap, fuel tank	375
3331 B	230 kW		04/03→			
3331 K	230 kW		04/03→	Inner Diameter [mm]: 78; without lock; without support strap / with breather valve	8XY 007 023-001 Cap, fuel tank	376
3331 S, 3332 S	230 - 235 kW		04/03→			
3332 AK	235 kW		04/03→			
3332 AKE	235 kW					
3332 AS	235 kW		04/03→			
3332 B	235 kW		04/03→			
3332 K	230 - 235 kW		04/03→			
3335 A	260 kW		04/03→			
3335 B	260 kW		04/03→			
3335 K	260 kW		04/03→			
3336	265 kW		04/03→			
3336 A	265 kW		04/03→			
3336 AK	260 - 265 kW		04/03→			
3336 AKE	260 - 265 kW					
3336 AS	265 kW		04/03→			
3336 B	265 kW		04/03→			
3336 K	265 kW		04/03→			
3336 K	260 - 265 kW		04/03→			
3336 S	265 kW		04/03→			
3339 A	290 kW		04/03→			
3339 AK	290 kW		04/03→			
3339 B	290 kW		04/03→			
3339 K	290 kW		04/03→			
3341	300 kW		04/03→			
3341 A	300 kW		04/03→			
3341 AK	300 kW		04/03→			
3341 AKE	300 kW					
3341 AS	300 kW		04/03→			
3341 B	300 kW		04/03→			
3341 K	300 kW		04/03→			
3341 S	300 kW		04/03→			
3343 AK	315 kW		04/03→			
3343 B	315 kW		04/03→			
3343 K	315 kW		04/03→			
3344	315 - 320 kW		04/03→			
3344 A	315 - 320 kW		04/03→			
3344 AK	320 kW		04/03→			
3344 AKE	320 kW					
3344 AS	320 kW		04/03→			
3344 B	320 kW		04/03→			
3344 K	320 kW		04/03→			
3344 S	320 kW		04/03→			
3346	335 kW		04/03→			
3346 A	335 kW		04/03→			
3346 AK	335 kW		04/03→			
3346 AKE	335 kW					
3346 AS	335 kW		04/03→			
3346 B	335 kW		04/03→			
3346 K	335 kW		04/03→			
3346 S	335 kW		04/03→			
3348	350 kW		04/03→			
3348 A	350 kW		04/03→			
3348 AK	350 kW		04/03→			
3348 AKE	350 kW					
3348 AS	350 kW		04/03→			
3348 B	350 kW		04/03→			
3348 K	350 kW		04/03→			
3348 S	350 kW		04/03→			
3350, 3351	370 - 375 kW		04/03→			
3350 S	370 kW		06/09→			
3351 A	375 kW		06/08→			
3351 AK	370 - 375 kW		04/03→			
3351 AS	370 - 375 kW		04/03→			
3351 K	370 - 375 kW		04/03→			
3351 S	375 kW		04/03→			
3354, 3355	395 - 405 kW		04/03→			
3355 A	405 kW		04/03→			
3355 AK	405 kW		04/03→			
3355 AS	405 kW		04/03→			
3355 S	405 kW		04/03→			
3358	425 kW		04/03→			
3358 K	425 kW		04/03→			
3360	440 kW		04/03→			
3360 A	440 kW		04/03→			
3360 AK	440 kW		04/03→			
3365 A	480 kW		04/03→			
3550 S	370 kW		06/09→			
4036 K	265 kW		06/09→			
4140 AK	290 - 300 kW		04/03→			

Manufacturer - Model	Power	Displ.	Year of Constr.	Remark	Part Number	Page
MERCEDES-BENZ - ACTROS MP2 / MP3						10/02→
4140 B	290 kW		04/03→	Inner Diameter [mm]: 78; with lock / with key	8XY 004 734-001 Cap,	375
4140 K	290 - 300 kW		04/03→			
4141	300 kW		06/08→	Inner Diameter [mm]: 78; without lock; without support strap / with breather valve	8XY 007 023-001 Cap,	376
4141 AK	300 kW		04/03→			
4141 B	300 kW		04/03→			
4141 B	300 kW		06/08→			
4141 K	300 kW		04/03→			
4143 AK	315 kW		04/03→			
4143 B	315 kW		04/03→			
4143 K	315 kW		04/03→			
4144 AK	320 kW		04/03→			
4144 B	320 kW		04/03→			
4144 B	320 kW		06/08→			
4144 K	315 - 320 kW		04/03→			
4144 K	320 kW		04/03→			
4146 AK	335 kW		04/03→			
4146 B	335 kW		04/03→			
4146 B	335 kW		06/08→			
4146 K	335 kW		04/03→			
4148 AK	350 kW		04/03→			
4148 B	350 kW		04/03→			
4148 B	350 kW		06/08→			
4148 K	350 kW		04/03→			
4150 AK	370 kW		04/03→			
4150 K	370 kW		04/03→			
4151 AK	375 kW		04/03→			
4151 K	375 kW		04/03→			
4151 K	375 kW		05/05→			
4154 S	395 kW		04/03→			
4155 AK	405 kW		04/03→			
4155 K	405 kW		04/03→			
4160 AK	440 kW		04/03→			
4160 K	440 kW		04/03→			
4160 S	448 kW		10/02→			
4165 AK	480 kW		04/03→			
4165 S	480 kW		08/08→			
4841 K	408 kW		08/09→			
5041 AK	300 kW		06/08→			
5041 B	300 kW		06/08→			
5041 K	300 kW		06/08→			
5044 AK	320 kW		06/08→			
5044 B	320 kW		06/08→			
5044 K	320 kW		06/08→			
5046 AK	335 kW		06/08→			
5046 B	335 kW		06/08→			
5046 K	335 kW		06/08→			
5048 AK	350 kW		06/08→			
MERCEDES-BENZ - ATEGO 2						10/04→
1015, 1015 L	112 kW		10/04→	Inner Diameter [mm]: 78; with lock / with key	8XY 004 734-001 Cap,	375
1015 K	100 kW		10/04→			
1015 K, 1016 K	112 - 115 kW		10/04→	Inner Diameter [mm]: 78; without lock; without support strap / with breather valve	8XY 007 023-001 Cap,	376
1016, 1016 L	115 kW		10/04→			
1017 AK	125 kW		10/04→			
1017 K, 1018 K	125 - 130 kW		10/04→			
1018, 1018 L	130 kW		10/04→			
1018 A	130 kW		10/04→			
1018 AK	130 kW		10/04→			
1022, 1022 L	160 kW		10/04→			
1022 A	160 kW		10/04→			
1022 AK	160 kW		10/04→			
1022 K	160 kW		10/04→			
1022 KO	160 kW		10/04→			
1023, 1023 L, 1024, 1024 L	170 - 175 kW		10/04→			
1023 A, 1024 A	170 - 175 kW		10/04→			
1024, 1024 L	175 kW		10/04→			
1024 AK	175 kW		10/04→			
1024 K	175 kW		10/04→			
1026, 1026 L	188 kW		10/04→			
1029, 1029 L	210 kW		10/04→			
1118 AF	130 kW		01/11→			
1215, 1215 L, 1216, 1216 L	112 - 115 kW		10/04→			
1216, 1216 L	115 kW		10/04→			
1216 K	115 kW		10/04→			
1218, 1218 L	130 kW		10/04→			
1218 K	130 kW		10/04→			
1222, 1222 L	160 kW		10/04→			
1222 AF	160 kW		10/04→			
1222 F	160 kW		10/04→			
1222 K	160 kW		10/04→			
1223, 1223 L, 1224, 1224 L	170 - 175 kW		10/04→			

Manufacturer - Model	Power	Displ.	Year of Constr.	Remark	Part Number	Page
MERCEDES-BENZ - ATEGO 2						10/04→
1224, 1224 L	175 kW		10/04→	Inner Diameter [mm]: 78; with lock / with key	8XY 004 734-001 Cap,	375
1224 K	175 kW		10/04→			
1226, 1226 L	188 kW		10/04→	Inner Diameter [mm]: 78; without lock; without support strap / with breather valve	8XY 007 023-001 Cap,	376
1226 AF	188 kW		10/04→			
1226 F	188 kW		10/04→			
1228, 1228 L, 1229, 1229 L	205 - 210 kW		10/04→			
1229, 1229 L	210 kW		10/04→			
1315	110 kW		10/04→			
1318, 1318 L	130 kW		10/04→			
1318 A	130 kW		10/04→			
1318 AK	130 kW		10/04→			
1318 K	130 kW		10/04→			
1322, 1322 L	160 kW		10/04→			
1322 A	160 kW		10/04→			
1322 AF	160 kW		10/04→			
1322 AK	160 kW		10/04→			
1322 F	160 kW		10/04→			
1322 K	160 kW		10/04→			
1322 LKO	160 kW		10/04→			
1322 LS	160 kW		10/04→			
1323, 1323 L, 1324, 1324 L	170 - 175 kW		10/04→			
1323 A, 1324 A	170 - 175 kW		10/04→			
1323 LS, 1324 LS	170 - 175 kW		10/04→			
1324, 1324 L	175 kW		10/04→			
1324 AK	175 kW		10/04→			
1324 K	170 - 175 kW		10/04→			
1324 LKO	175 kW		10/04→			
1326, 1326 L	188 kW		10/04→			
1326 AF	188 kW		10/04→			
1326 F	188 kW		10/04→			
1326 LS	188 kW		10/04→			
1328, 1328 L, 1329, 1329 L	205 - 210 kW		10/04→			
1328 LS, 1329 LS	205 - 210 kW		10/04→			
1329, 1329 L	210 kW		10/04→			
1329 AF	210 kW		10/04→			
1329 F	210 kW		10/04→			
1418	130 kW		10/04→			
1418 K	130 kW		01/11→			
1419	136 kW		10/04→			
1518, 1518 L	130 kW		10/04→			
1518 A	130 kW		10/04→			
1518 AK	130 kW		10/04→			
1518 K	130 kW		10/04→			
1522, 1522 L	160 kW		10/04→			
1522 A	160 kW		10/04→			
1522 AF	160 kW		10/04→			
1522 AK	160 kW		10/04→			
1522 F	160 kW		10/04→			
1522 K	160 kW		10/04→			
1523, 1523 L, 1524, 1524 L	170 - 175 kW		10/04→			
1523 A, 1524 A	170 - 175 kW		10/04→			
1523 K, 1524 K	175 kW		10/04→			
1524, 1524 L	175 kW		10/04→			
1524 AK	175 kW		10/04→			
1526, 1526 L	188 kW		10/04→			
1526 AF	188 kW		10/04→			
1526 AK	188 kW		10/04→			
1526 K	188 kW		10/04→			
1528, 1528 L, 1529, 1529 L	205 - 210 kW		10/04→			
1529, 1529 L	210 kW		10/04→			
1529 AF	210 kW		10/04→			
1529 AK	210 kW		10/04→			
1529 F	210 kW		10/04→			
1529 K	210 kW		10/04→			
1618	130 kW		10/04→			
1618 K	130 kW		10/04→			
1622	160 kW		10/04→			
1622 K	160 kW		10/04→			
1624	175 kW		10/04→			
1624 K	175 kW		10/04→			
1629	210 kW		10/04→			
1718	130 kW		10/04→			
1718 K	130 kW		01/11→			
1719	136 kW		10/04→			
1722	160 kW		10/04→			
1725	180 kW		10/04→			
1725 A	180 kW		10/06→			
1725 K	180 kW		01/11→			
1725 S	180 kW		01/07→			
1728 S	205 kW		01/07→			
1924 L	175 kW		10/04→			

Manufacturer - Model	Power	Displ.	Year of Constr.	Remark	Part Number	Page
MERCEDES-BENZ - ATEGO 2						10/04→
1926 L	188 kW		10/04→	Inner Diameter [mm]: 78; with lock / with key	8XY 004 734-001 Cap, fuel tank	375
1929 L	210 kW		10/04→			
2224 L	175 kW		10/04→	Inner Diameter [mm]: 78; without lock; without support strap / with breather valve	8XY 007 023-001 Cap, fuel tank	376
2226 L	188 kW		10/04→			
2229 L	210 kW		10/04→			
2422	160 kW		10/04→			
2425	180 kW		10/04→			
2428	205 kW		10/04→			
2529 L	210 kW		10/04→			
712, 713	90 - 95 kW		10/04→			
715, 715 L, 716, 716 L	112 - 115 kW		10/04→			
812, 813	90 - 95 kW		10/04→			
812 K	90 - 95 kW		10/04→			
815, 815 L, 816, 816 L	112 - 115 kW		10/04→			
815 F	100 kW		10/04→			
815 K, 816 K	112 - 115 kW		10/04→			
816, 816 L	115 kW		10/04→			
818, 818 L	130 kW		10/04→			
818 K	130 kW		10/04→			
822, 822 L	160 kW		10/04→			
822 F	160 kW		10/04→			
822 K	160 kW		10/04→			
823, 823 L, 824, 824 L	170 - 175 kW		10/04→			
824, 824 L	175 kW		10/04→			
824 K	175 kW		10/04→			
826, 826 L	188 kW		10/04→			
829, 829 L	210 kW		10/04→			
915, 915 L, 916, 916 L	112 - 115 kW		10/04→			
915 K	112 kW		10/04→			
916, 916 L	115 kW		10/04→			
916 K	115 kW		10/04→			
918, 918 L	130 kW		10/04→			
918 AF	130 kW		10/04→			
918 K	130 kW		10/04→			
922, 922 L	160 kW		10/04→			
922 AF	160 kW		10/04→			
922 K	160 kW		10/04→			
923, 923 L, 924, 924 L	170 - 175 kW		10/04→			
924, 924 L	175 kW		10/04→			
924 K	175 kW		10/04→			
926, 926 L	188 kW		10/04→			
926 AF	188 kW		10/04→			
929, 929 L	210 kW		10/04→			
MERCEDES-BENZ - ATEGO						01/98→10/04
1014, 1014 L	100 kW		01/98→10/04	Inner Diameter [mm]: 78; with lock / with key	8XY 004 734-001 Cap, fuel tank	375
1014 K	100 kW		01/98→10/04			
1017, 1017 L	125 kW		01/98→10/04	Inner Diameter [mm]: 78; without lock; without support strap / with breather valve	8XY 007 023-001 Cap, fuel tank	376
1017 A	125 kW		01/98→10/04			
1017 AK	125 kW		01/98→10/04			
1017 K	125 kW		01/98→10/04			
1017 KO, 1018 KO	125 - 130 kW		01/98→10/04			
1023, 1023 L	170 kW		01/98→10/04			
1023 AK	170 kW		01/98→10/04			
1023 K	170 kW		01/98→10/04			
1214, 1214 L	100 kW		01/98→10/04			
1214 K	100 kW		01/98→10/04			
1215, 1215 L	112 kW		01/98→10/04			
1215 K	112 kW		01/98→10/04			
1217, 1217 L	125 kW		01/98→10/04			
1217 K	125 kW		01/98→10/04			
1217 KO	125 kW		01/98→10/04			
1223, 1223 L	170 kW		01/98→10/04			
1223 K	170 kW		01/98→09/04			
1225 AF	180 kW		01/98→10/04			
1225 F	180 kW		01/98→10/04			
1228, 1228 L	205 kW		01/98→10/04			
1317, 1317 L	125 kW		01/98→10/04			
1317 A	125 kW		01/98→10/04			
1317 AK	125 - 130 kW		01/98→10/04			
1317 K	125 kW		01/98→10/04			
1317 KO, 1317 LKO, 1318 KO, 1318 LKO	125 - 130 kW		01/98→10/04			
1323, 1323 L	170 kW		01/98→10/04			
1323 AK	170 kW		01/98→09/04			
1323 K	170 kW		01/98→09/04			
1323 KO, 1323 LKO	170 kW		01/98→10/04			
1323 LS	170 kW		01/98→10/04			
1325 AF	180 kW		01/98→10/04			
1325 F	180 kW		01/98→10/04			
1328, 1328 L	205 kW		01/98→10/04			

Manufacturer - Model	Power	Displ.	Year of Constr.	Remark	Part Number	Page
MERCEDES-BENZ - ATEGO						01/98→10/04
1328 AF	205 kW		01/98→10/04	Inner Diameter [mm]: 78; with lock / with key	8XY 004 734-001 Cap, fuel tank	375
1328 F	205 kW		01/98→10/04			
1328 LS	205 kW		01/98→10/04	Inner Diameter [mm]: 78; without lock; without support strap / with breather valve	8XY 007 023-001 Cap, fuel tank	376
1517, 1517 L	125 kW		01/98→10/04			
1517 A	125 kW		01/98→10/04			
1517 AK	125 kW		01/98→10/04			
1517 K	125 kW		01/98→10/04			
1523, 1523 L	170 kW		01/98→10/04			
1523 A	170 kW		01/98→10/04			
1523 AK	170 kW		01/98→10/04			
1523 K	170 kW		01/98→10/04			
1523 KO	170 kW		01/98→10/04			
1525 AF	180 kW		01/98→10/04			
1528, 1528 L	205 kW		01/98→10/04			
1528 AF	205 kW		01/98→10/04			
1528 AK	205 kW		01/98→09/04			
1528 F	205 kW		01/98→10/04			
1528 K	205 kW		01/98→09/04			
1823, 1823 L	170 kW		01/98→10/04			
1823 AK	170 kW		04/98→10/04			
1823 K	170 kW		04/98→10/04			
1823 LS	170 kW		04/98→10/04			
1828, 1828 L	205 kW		04/98→10/04			
1828 A	205 kW		04/98→10/04			
1828 AK	205 kW		04/98→10/04			
1828 K	205 kW		04/98→10/04			
1828 LS	205 kW		04/98→10/04			
1923 L	170 kW		04/98→10/04			
1928 L	205 kW		04/98→10/04			
2223 L	170 kW		04/98→10/04			
2228 L	205 kW		04/98→10/04			
2523 L	170 kW		04/98→10/04			
2528 L	205 kW		04/98→10/04			
2628	205 kW		04/98→10/04			
2628 B	205 kW		04/98→10/04			
2628 K	205 kW		04/98→10/04			
712	90 kW		01/98→10/04			
714, 714 L	100 kW		01/98→10/04			
714 K	100 kW		01/98→10/04			
715, 715 L	112 kW		01/98→10/04			
717, 717 L	125 kW		01/98→10/04			
717 K	125 kW		01/98→10/04			
812	90 kW		01/98→10/04			
814, 814 L	100 kW		01/98→10/04			
814 K	100 kW		01/98→10/04			
815, 815 L	112 kW		01/98→10/04			
815, 815 L	112 kW		01/98→10/04			
815 F	112 - 115 kW		01/98→10/04			
815 K	112 kW		01/98→10/04			
817, 817 L	125 kW		01/98→10/04			
817 K	125 kW		01/98→10/04			
823, 823 L	170 kW		01/98→10/04			
823 K	170 kW		01/98→10/04			
914, 914 L	100 kW		01/98→10/04			
914 K	100 kW		01/98→10/04			
917, 917 L	125 kW		01/98→10/04			
917 AF	125 - 128 kW		01/98→10/04			
917 K	125 kW		01/98→10/04			
923, 923 L	170 kW		01/98→10/04			
923 K	170 kW		01/98→10/04			
925 AF	180 kW		01/98→10/04			
MERCEDES-BENZ - AXOR 2						10/04→
1823, 1823 L, 1824, 1824 L, LL	170 - 175 kW		10/04→	Inner Diameter [mm]: 78; with lock / with key	8XY 004 734-001 Cap, fuel tank	375
1823 AK, 1824 AK	170 - 175 kW		10/04→			
1823 K, 1823 KL, 1824 K	170 - 175 kW		10/04→	Inner Diameter [mm]: 78; without lock; without support strap / with breather valve	8XY 007 023-001 Cap, fuel tank	376
1823 LS, 1824 LS	170 - 175 kW		10/04→			
1824 A	170 - 175 kW		10/04→			
1826, 1826 L, LL	188 kW		10/04→			
1826 AK	188 kW		10/04→			
1826 K	188 kW		10/04→			
1826 LS	188 kW		10/04→			
1828, 1828 L, 1829, 1829 L, LL	205 - 210 kW		10/04→			
1828 A, 1829 A	205 - 210 kW		10/04→			
1828 AK, 1829 AK	205 - 210 kW		10/04→			
1828 K, 1828 KL, 1829 K	205 - 210 kW		10/04→			
1828 LS	205 kW		10/04→			
1829 LS	210 kW		10/04→			
1833, 1833 L, LL	240 kW		10/04→			
1833 A	240 kW		10/04→			
1833 AK	240 kW		10/04→			

Manufacturer - Model	Power	Displ.	Year of Constr.	Remark	Part Number	Page
MERCEDES-BENZ - AXOR 2						10/04→
1833 K	240 kW		10/04→	Inner Diameter [mm]: 78; with lock / with key	8XY 004 734-001 Cap,	375
1833 LS	240 kW		10/04→			
1835 LS	260 kW		01/11→	Inner Diameter [mm]: 78; without lock; without support strap / with breather valve	8XY 007 023-001 Cap,	376
1836 LS, LLS	265 kW		10/04→			
1840 LS, LLS	295 kW		10/04→			
1843 LS, LLS	315 kW		10/04→			
1933	240 kW		10/04→			
1933 S	240 kW		01/11→			
2035 S	260 kW		01/11→			
2040 S	295 kW		01/11→			
2044 S	315 kW		01/11→			
2436 LS, 2536 LS	265 kW		10/04→			
2440 LS, 2540 LS	295 kW		10/04→			
2443 LS, 2543 LS	315 kW		10/04→			
2523	170 kW					
2528 K, 2528 KL	205 kW		01/11→			
2528 L, 2529 L	205 - 210 kW		10/04→			
2533, 2533 L	240 kW		10/04→			
2535 L, 2536 L, 2536 LL	260 - 265 kW		10/04→			
2535 S, 2535 LS	260 kW		10/04→			
2540 L, LL	295 kW		10/04→			
2540 S, 2540 LS	295 kW		10/04→			
2543 L, LL	315 kW		10/04→			
2543 S, 2543 LS	315 kW		10/04→			
2628, 2629	205 - 210 kW		10/04→			
2628 B, 2629 B	205 - 210 kW		10/04→			
2628 K, 2629 K	205 - 210 kW		10/04→			
2633	240 kW		10/04→			
2633 B	240 kW		10/04→			
2633 K	240 kW		10/04→			
2635 B	260 kW		10/05→			
2636	265 kW		10/04→			
2636 B	265 kW		10/04→			
2636 K	265 kW		10/04→			
2640	295 kW		10/04→			
2640 B	295 kW		10/04→			
2640 K	295 kW		10/04→			
2640 S	295 kW		10/04→			
2643	315 kW		10/04→			
2643 B	315 kW		10/04→			
2643 K	315 kW		10/04→			
2644 S	315 kW		01/11→			
2828 K	205 kW		10/04→			
2831	225 kW		01/11→			
3028 B	205 kW					
3028 K	205 kW					
3228	205 kW					
3235	260 kW		10/04→			
3236 B	265 kW		10/04→			
3236 K	265 kW		10/04→			
3240	295 kW		03/05→			
3240 B	295 kW		10/04→			
3240 K	295 kW		10/04→			
3243	315 kW		10/04→			
3243 B	315 kW		10/04→			
3243 K	315 kW		10/04→			
3335	260 kW		10/04→			
3335 B	260 kW		10/04→10/05			
3335 K	260 kW		06/09→			
3335 S	260 kW		09/08→			
3340	295 kW		10/04→			
3340 B	295 kW		10/04→10/05			
3340 K	295 kW		10/04→			
3340 S	295 kW		06/09→			
3343	315 kW		10/04→			
3343 B	315 kW		10/04→			
3343 K	315 kW		01/11→			
3343 S	315 kW		01/11→			
3344 K	315 kW		01/11→			
3535 K	260 kW		06/09→			
4135 B	260 kW		10/05→			
4135 K	260 kW		06/09→			
4140	295 kW		01/11→			
4140 B	295 kW					
4140 K	295 kW		06/09→			
4143 B	315 kW					
4143 K	315 kW					
4143 K	315 kW		06/09→			
4144	315 kW		01/11→			

Manufacturer - Model	Power	Displ.	Year of Constr.	Remark	Part Number	Page
MERCEDES-BENZ - AXOR						01/02→10/04
1835 LS	260 kW		01/02→10/04	Inner Diameter [mm]: 78; with lock / with key	8XY 004 734-001 Cap,	375
1840 LS	295 kW		01/02→10/04			
1843 LS	315 kW		01/02→10/04	Inner Diameter [mm]: 78; without lock; without support strap / with breather valve	8XY 007 023-001 Cap,	376
2535 LS	260 kW		01/02→10/04			
2540 LS	295 kW		01/02→10/04			
2543 LS	315 kW		01/02→10/04			
2628 B	205 kW		01/02→10/04			
2628 K	205 kW		01/02→10/04			
3228 C	205 kW		01/02→10/04			
MERCEDES-BENZ - LP						09/63→
LP 608, LPL 608	63 kW		09/63→12/84	Inner Diameter [mm]: 78; with lock / with key	8XY 004 734-001 Cap,	375
LP 709, LPL 709	63 kW		09/63→12/84			
LP 808, LPL 808	63 kW		09/63→12/84	Inner Diameter [mm]: 78; without lock; without support strap / with breather valve	8XY 007 023-001 Cap,	376
LP 809, LPL 808, LPL 809	63 kW		09/63→12/84			
LP 811	81 kW		10/69→02/73			
LP 813, LPL 813	96 kW		09/63→12/84			
LP 911 B	81 - 124 kW		01/67→03/77			
LP 913, LPL 913	96 kW		09/63→12/84			
LPK 1113	96 kW		01/81→			
LPK 608	63 kW		10/69→10/77			
LPK 709	63 kW		11/77→12/84			
LPK 808	63 kW		10/69→10/77			
LPK 809	63 kW		11/77→12/84			
LPK 811	81 kW		03/73→12/84			
LPK 813	96 kW		03/73→12/84			
LPK 913	96 kW		01/67→12/84			
LPO 608	63 kW		10/69→10/77			
LPO 709	63 kW		11/77→12/84			
LPS 608, LPLS 608	63 kW		09/63→12/84			
LPS 709, LPLS 709	63 kW		09/63→12/84			
LPS 811	81 kW		10/69→02/73			
LPS 813, LPLS 813	96 kW		09/63→12/84			
LPS 911 B	81 kW		01/67→03/77			
LPS 913	96 kW		10/69→12/84			
LPKF 608	63 kW		09/63→12/84	Inner Diameter [mm]: 38; with lock / with key; without support strap	8XY 004 716-001 Cap,	375
LPKF 709	63 kW		11/77→12/84			
LPKF 808, LPKF 809	63 kW		10/69→10/77	without lock; Outer Diameter 1 [mm]: 44	8XY 007 022-001 Cap,	376

ATLAS COPCO	HELLA
5051252500	8XY 007 023-001
8130665	8XY 007 023-001
BMW	HELLA
1 106 486	8XY 004 716-001
1 106 487	8XY 004 716-001
1 179 872	8XY 007 022-001
16 11 1 106 486	8XY 004 716-001
16 11 1 106 487	8XY 004 716-001
16 11 1 179 872	8XY 007 022-001
DAF	HELLA
087 9737	8XY 004 734-001
JUNGHEINRICH	HELLA
50043924	8XY 007 022-001
MAN	HELLA
90.80030.1107	8XY 004 734-001
MERCEDES- BENZ	HELLA
000 471 12 30	8XY 004 734-001
124 470 00 05	8XY 007 022-001
A 000 471 12 30	8XY 004 734-001
A 124 470 00 05	8XY 007 022-001
OPEL	HELLA
17 02 834	8XY 004 716-001
17 02 877	8XY 004 716-001
8 08 199	8XY 007 022-001
STEINBOCK	HELLA
500 43924	8XY 007 022-001



8XY ...	
8XY 004 716-001	375
8XY 004 734-001	375
8XY 007 022-001	376
8XY 007 023-001	376



Starter.....	393
--------------	-----


Starter

8EA 725 966-001
CS113



Flange Ø [mm]	82
Number of mounting bores	2
Number of Teeth	9
Number of Thread Bores	0
Rated Power [kW]	2
Rotation Direction	Clockwise rotation
Terminal/Clamp	with 50(Jet) clamp
Voltage [V]	12

8EA 725 973-001
CS120



Flange Ø [mm]	89
Number of mounting bores	3
Number of Teeth	9
Number of Thread Bores	0
Rated Power [kW]	4
Rotation Direction	Clockwise rotation
Terminal/Clamp	with 50(Jet) clamp
Voltage [V]	24

Starter

8EA 726 019-001
CS186



Flange Ø [mm]	89
Number of mounting bores	3
Number of Teeth	9
Number of Thread Bores	0
Rated Power [kW]	3
Rotation Direction	Clockwise rotation
Terminal/Clamp	with 50(Jet) clamp
Voltage [V]	12

8EA 726 020-001
CS188



Flange Ø [mm]	82
Number of mounting bores	2
Number of Teeth	9
Number of Thread Bores	2
Rated Power [kW]	2
Rotation Direction	Clockwise rotation
Terminal/Clamp	with 50(Jet) clamp
Voltage [V]	12

Starter

8EA 726 022-001
CS191



Flange Ø [mm]	92
Number of mounting bores	3
Number of Teeth	9
Number of Thread Bores	0
Rated Power [kW]	5.4
Rotation Direction	Clockwise rotation
Terminal/Clamp	with 50(Jet) clamp
Voltage [V]	24

8EA 726 023-001
CS194



Flange Ø [mm]	89
Number of mounting bores	3
Number of Teeth	9
Number of Thread Bores	0
Rated Power [kW]	4.5
Rotation Direction	Clockwise rotation
Terminal/Clamp	with 50(Jet) clamp
Voltage [V]	24

Starter

8EA 726 025-001
CS198



Flange Ø [mm]	92
Number of mounting bores	3
Number of Teeth	9
Number of Thread Bores	0
Rated Power [kW]	6
Rotation Direction	Clockwise rotation
Terminal/Clamp	with 50(Jet) clamp
Voltage [V]	24

8EA 726 037-001
CS268



Flange Ø [mm]	82
Number of mounting bores	2
Number of Teeth	9,1
Number of Thread Bores	2
Rated Power [kW]	1.5
Rotation Direction	Clockwise rotation
Terminal/Clamp	<ul style="list-style-type: none"> • with 15a clamp • with 50(Jet) clamp
Voltage [V]	12

Starter

8EA 726 200-001
CS576



Flange Ø [mm]	82
Number of mounting bores	2
Number of Teeth	10
Number of Thread Bores	2
Rated Power [kW]	2.2
Rotation Direction	Clockwise rotation
Terminal/Clamp	with 50(Jet) clamp
Transmission Type	with reduction gear
Voltage [V]	12

8EA 726 241-001
CS81



Flange Ø [mm]	82
Number of mounting bores	2
Number of Teeth	9
Number of Thread Bores	1
Rated Power [kW]	1.5
Rotation Direction	Clockwise rotation
Terminal/Clamp	<ul style="list-style-type: none"> • with 15a clamp • with 50(Jet) clamp
Voltage [V]	12

Starter

8EA 730 175-001
CS605



Flange Ø [mm]	89
Number of mounting bores	3
Number of Teeth	9
Number of Thread Bores	0
Rated Power [kW]	3
Rotation Direction	Clockwise rotation
Terminal/Clamp	with 50(Jet) clamp
Voltage [V]	12

8EA 731 784-001
CS794



Flange Ø [mm]	82
Number of mounting bores	2
Number of Teeth	10
Number of Thread Bores	2
Rated Power [kW]	2.2
Rotation Direction	Clockwise rotation
Terminal/Clamp	with 50(Jet) clamp
Transmission Type	with reduction gear
Voltage [V]	12

Starter

8EA 737 293-001
CS1044



Flange Ø [mm]	82
Number of mounting bores	2
Number of Teeth	10,11
Number of Thread Bores	2
Rated Power [kW]	2
Rotation Direction	Clockwise rotation
Terminal/Clamp	with 50(Jet) clamp
Transmission Type	with reduction gear
Voltage [V]	12

8EA 737 494-001
CS1077



Flange Ø [mm]	92
Number of mounting bores	3
Number of Teeth	11
Number of Thread Bores	0
Rated Power [kW]	6.2
Rotation Direction	Clockwise rotation
Terminal/Clamp	with 50(Jet) clamp
Voltage [V]	24

Starter

8EA 737 540-001
CS1112



Flange Ø [mm]	89
Number of mounting bores	3
Number of Teeth	9
Number of Thread Bores	0
Rated Power [kW]	4
Rotation Direction	Clockwise rotation
Terminal/Clamp	with 50(Jet) clamp
Transmission Type	with reduction gear
Voltage [V]	24


8EA 737 660-001
CS1162



Flange Ø [mm]	82
Number of mounting bores	2
Number of Teeth	10,11
Number of Thread Bores	2
Rated Power [kW]	2.2
Rotation Direction	Clockwise rotation
Terminal/Clamp	with 50(Jet) clamp
Transmission Type	with reduction gear
Voltage [V]	12

Starter

8EA 737 686-001
CS1168



Flange Ø [mm]	92
Number of mounting bores	3
Number of Teeth	10
Number of Thread Bores	0
Rated Power [kW]	7.8
Rotation Direction	Clockwise rotation
Voltage [V]	24

8EA 738 038-001
CS1269



Flange Ø [mm]	92
Number of mounting bores	3
Number of Teeth	11
Number of Thread Bores	0
Rated Power [kW]	6.2
Rotation Direction	Clockwise rotation
Terminal/Clamp	<ul style="list-style-type: none"> • with 15a clamp • with 50(Jet) clamp
Voltage [V]	24

Starter

8EA 738 092-001
CS1279



Flange Ø [mm]	89
Number of mounting bores	3
Number of Teeth	9
Number of Thread Bores	0
Rated Power [kW]	4
Rotation Direction	Clockwise rotation
Terminal/Clamp	with 50(Jet) clamp
Transmission Type	with reduction gear
Voltage [V]	24

8EA 738 223-001
CS1333



Flange Ø [mm]	92
Number of mounting bores	3
Number of Teeth	11
Number of Thread Bores	0
Rated Power [kW]	6.2
Rotation Direction	Clockwise rotation
Terminal/Clamp	<ul style="list-style-type: none"> • with 15a clamp • with 50(Jet) clamp
Voltage [V]	24

8EA 738 259-231
CS1463

Flange Ø [mm]	92
Mounting Diameter [mm]	92
Number of mounting bores	3
Number of Teeth	12
Number of Thread Bores	0
Rated Power [kW]	6.2
Rotation Direction	Clockwise rotation
Terminal/Clamp	with 50(Jet) clamp
Transmission Type	with reduction gear
Voltage [V]	24

Starter

8EA 749 553-001
CS1381



Flange Ø [mm]	89
Number of mounting bores	3
Number of Teeth	9,11
Number of Thread Bores	0
Rated Power [kW]	4
Rotation Direction	Clockwise rotation
Terminal/Clamp	with 50(Jet) clamp
Transmission Type	with reduction gear
Voltage [V]	24



MERCEDES-BENZ.....405

Manufacturer - Model	Power	Displ.	Year of Constr.	Remark	Part Number	Page
MERCEDES-BENZ - ACTROS					04/96→10/02	
1831, 1831 L	230 kW		04/96→10/02	☞ OM541.920; 6.2kW	8EA 737 494-001	Starter 399
1831 K	230 kW		04/97→10/02	☞ OM541.920; + AC; 7.8kW	8EA 737 686-001	Starter 401
1831 S, 1831 LS	230 kW		04/96→10/02	☞ OM541.920; Manufacturer Restriction:	8EA 738 038-001	Starter 401
2031	230 kW		04/97→10/02	Bosch; 6.2kW		
2031 K	230 kW		04/97→10/02	☞ OM541.920; Manufacturer Restriction: Mitsubishi; 6.2kW	8EA 738 259-231	Starter 402
2031 S	230 kW		04/96→10/02			
2531 LS	230 kW		09/96→10/02			
2631, 2631 L	230 kW		04/96→10/02			
2631 B	230 kW		04/97→10/02			
2631 K	230 kW		04/97→10/02			
3231 B	230 kW		04/97→10/02			
3231 K	230 kW		04/97→10/02			
3331	230 kW		04/97→10/02			
3331 AK	230 kW		04/97→10/02			
3331 AS	230 kW		04/97→10/02			
3331 B	230 kW		04/97→10/02			
3331 K	230 kW		04/97→10/02			
3331 S	230 kW		04/97→10/02			
1831 AK	230 kW		04/97→10/02	☞ OM541.926; 6.2kW	8EA 737 494-001	Starter 399
2031 A	230 kW		04/97→10/02	☞ OM541.926; + AC; 7.8kW	8EA 737 686-001	Starter 401
2031 AK	230 kW		09/96→10/02			
2031 AS	230 kW		04/96→10/02	☞ OM541.926; Manufacturer Restriction:	8EA 738 038-001	Starter 401
3331 A	230 kW		04/97→10/02	Bosch; 6.2kW		
				☞ OM541.926; Manufacturer Restriction: Mitsubishi; 6.2kW	8EA 738 259-231	Starter 402
1835, 1835 L	260 kW		04/96→10/02	☞ OM541.922; 6.2kW	8EA 737 494-001	Starter 399
1835 K	260 kW		04/97→10/02	☞ OM541.922; + AC; 7.8kW	8EA 737 686-001	Starter 401
1835 S, 1835 LS	260 kW		04/96→10/02	☞ OM541.922; Manufacturer Restriction:	8EA 738 038-001	Starter 401
2535 LS	260 kW		09/96→10/02	Bosch; 6.2kW		
2635, 2635 L	260 kW		04/96→10/02	☞ OM541.922; Manufacturer Restriction: Mitsubishi; 6.2kW	8EA 738 259-231	Starter 402
2635 B	260 kW		04/97→10/02			
2635 K, 2635 LK	260 kW		04/97→10/02			
3235 B	260 kW		04/97→10/02			
3235 K	260 kW		04/97→10/02			
3335	260 kW		04/97→10/02			
3335 B	260 kW		04/97→10/02			
3335 K	260 kW		04/97→10/02			
3335 S	260 kW		04/97→10/02			
1835 AK	260 kW		04/97→10/02	☞ OM541.927; 6.2kW	8EA 737 494-001	Starter 399
2035 A	260 kW		04/97→10/02	☞ OM541.927; + AC; 7.8kW	8EA 737 686-001	Starter 401
				☞ OM541.927; Manufacturer Restriction:	8EA 738 038-001	Starter 401
				Bosch; 6.2kW		
				☞ OM541.927; Manufacturer Restriction: Mitsubishi; 6.2kW	8EA 738 259-231	Starter 402
1840, 1840 L	290 kW		04/96→10/02	☞ OM541.923; 6.2kW	8EA 737 494-001	Starter 399
1840 K	290 kW		04/97→10/02	☞ OM541.923; + AC; 7.8kW	8EA 737 686-001	Starter 401
1840 S, 1840 LS	290 kW		04/96→10/02	☞ OM541.923; Manufacturer Restriction:	8EA 738 038-001	Starter 401
2040	290 kW		09/96→10/02	Bosch; 6.2kW		
2040 S	290 kW		04/96→10/02	☞ OM541.923; Manufacturer Restriction: Mitsubishi; 6.2kW	8EA 738 259-231	Starter 402
2540 LS	290 kW		09/96→10/02			
2640, 2640 L	290 kW		04/96→10/02			
2640 B	290 kW		04/97→10/02			
2640 K, 2640 LK	290 kW		04/97→10/02			
2640 S, 2640 LS	290 kW		09/96→10/02			
3240	290 kW		04/97→10/02			
3240 B	290 kW		04/97→10/02			
3240 K	290 kW		04/97→10/02			
3340	290 kW		04/97→10/02			
3340 AK	290 kW		04/97→10/02			
3340 AS	290 kW		04/97→10/02			
3340 B	290 kW		04/97→10/02			
3340 K	290 kW		04/97→10/02			
3340 S	290 kW		04/97→10/02			
4140 B	290 kW		04/97→10/02			
1840 AK	290 kW		04/97→10/02	☞ OM541.924; 6.2kW	8EA 737 494-001	Starter 399
2040 AK	290 kW		09/96→10/02	☞ OM541.924; + AC; 7.8kW	8EA 737 686-001	Starter 401
2040 AS	290 kW		04/96→10/02	☞ OM541.924; Manufacturer Restriction:	8EA 738 038-001	Starter 401
3243 B	315 kW		04/97→10/02	Bosch; 6.2kW		
3340 A	290 kW		04/97→10/02	☞ OM541.924; Manufacturer Restriction: Mitsubishi; 6.2kW	8EA 738 259-231	Starter 402
4140 AK	290 kW		04/97→10/02			
1843, 1843 L	315 kW		04/96→10/02	☞ OM541.925; 6.2kW	8EA 737 494-001	Starter 399
1843 K	315 kW		04/97→10/02	☞ OM541.925; + AC; 7.8kW	8EA 737 686-001	Starter 401
1843 S, 1843 LS	315 kW		04/96→10/02	☞ OM541.925; Manufacturer Restriction:	8EA 738 038-001	Starter 401
2543 LS	315 kW		09/96→10/02	Bosch; 6.2kW		
2643, 2643 L	315 kW		04/96→10/02	☞ OM541.925; Manufacturer Restriction: Mitsubishi; 6.2kW	8EA 738 259-231	Starter 402
2643 B	315 kW		04/97→10/02			
2643 K, 2643 LK	315 kW		04/97→10/02			
2643 S, 2643 LS	315 kW		04/97→10/02			
3243	315 kW		04/97→10/02			
3243 K	315 kW		04/97→10/02			

Manufacturer - Model	Power	Displ.	Year of Constr.	Remark	Part Number	Page
MERCEDES-BENZ - ACTROS						04/96→10/02
3343	315 kW		04/97→10/02	☞ OM541.925; 6.2kW	8EA 737 494-001	Starter 399
3343 AS	315 kW		04/97→10/02	☞ OM541.925; + AC; 7.8kW	8EA 737 686-001	Starter 401
3343 K	315 kW		04/97→10/02	☞ OM541.925; Manufacturer Restriction:	8EA 738 038-001	Starter 401
3343 S	315 kW		04/97→10/02	Bosch; 6.2kW ☞ OM541.925; Manufacturer Restriction: Mitsubishi; 6.2kW	8EA 738 259-231	Starter 402
1843 AK	315 kW		04/97→10/02	☞ OM541.921; 6.2kW	8EA 737 494-001	Starter 399
4143 AK	315 kW		04/97→10/02	☞ OM541.921; + AC; 7.8kW	8EA 737 686-001	Starter 401
				☞ OM541.921; Manufacturer Restriction:	8EA 738 038-001	Starter 401
				Bosch; 6.2kW ☞ OM541.921; Manufacturer Restriction: Mitsubishi; 6.2kW	8EA 738 259-231	Starter 402
1848, 1848 L	350 kW		04/96→10/02	☞ OM542.921; 6.2kW	8EA 737 494-001	Starter 399
1848 K	350 kW		04/97→10/02	☞ OM542.921; + AC; 7.8kW	8EA 737 686-001	Starter 401
1848 S, 1848 LS	350 kW		04/96→10/02	☞ OM542.921; Manufacturer Restriction:	8EA 738 038-001	Starter 401
2548, 2548 L	350 kW		09/96→10/02	Bosch; 6.2kW		
2548 LS	350 kW		09/96→10/02	☞ OM542.921; Manufacturer Restriction: Mitsubishi; 6.2kW	8EA 738 259-231	Starter 402
2648, 2648 L	350 kW		04/96→10/02			
2648 K, 2648 LK	350 kW		04/97→10/02			
2648 S, 2648 LS	350 kW		09/96→10/02			
3348	350 kW		04/97→10/02			
3348 AS	350 kW		04/97→10/02			
3348 K	350 kW		04/97→10/02			
3348 S	350 kW		04/97→10/02			
1848 AK	350 kW		04/97→10/02	☞ OM542.925; 6.2kW	8EA 737 494-001	Starter 399
4148 AK	350 kW		04/97→10/02	☞ OM542.925; + AC; 7.8kW	8EA 737 686-001	Starter 401
				☞ OM542.925; Manufacturer Restriction:	8EA 738 038-001	Starter 401
				Bosch; 6.2kW ☞ OM542.925; Manufacturer Restriction: Mitsubishi; 6.2kW	8EA 738 259-231	Starter 402
1853, 1853 L	390 kW		04/96→10/02	☞ OM542.920; 6.2kW	8EA 737 494-001	Starter 399
1853 S, 1853 LS	390 kW		04/96→10/02	☞ OM542.920; + AC; 7.8kW	8EA 737 686-001	Starter 401
2053 S	390 kW		04/96→10/02	☞ OM542.920; Manufacturer Restriction:	8EA 738 038-001	Starter 401
2553, 2553 L	390 kW		09/96→10/02	Bosch; 6.2kW		
2553 LS	390 kW		09/96→10/02	☞ OM542.920; Manufacturer Restriction: Mitsubishi; 6.2kW	8EA 738 259-231	Starter 402
2653, 2653 L	390 kW		04/96→10/02			
2653 K, 2653 LK	390 kW		04/97→10/02			
2653 S, 2653 LS	390 kW		09/96→10/02			
3353	390 kW		04/97→10/02			
3353 AS	390 kW		04/97→10/02			
3353 S	390 kW		04/97→10/02			
1857 L	420 kW		04/97→10/02	☞ OM542.922; 6.2kW	8EA 737 494-001	Starter 399
1857 LS	420 kW		04/97→10/02	☞ OM542.922; + AC; 7.8kW	8EA 737 686-001	Starter 401
2557 L	420 kW		09/96→10/02	☞ OM542.922; Manufacturer Restriction:	8EA 738 038-001	Starter 401
2657 K, 2657 LK	420 kW		04/97→10/02	Bosch; 6.2kW		
2657 L	420 kW		04/97→10/02	☞ OM542.922; Manufacturer Restriction: Mitsubishi; 6.2kW	8EA 738 259-231	Starter 402
2657 S, 2657 LS	420 kW		04/97→10/02			
3357	420 kW		04/97→10/02			
3357 S	420 kW		04/97→10/02			
2035 S	260 kW		04/96→10/02	☞ OM541.922; 6.2kW	8EA 737 494-001	Starter 399
				☞ OM541.922; Manufacturer Restriction:	8EA 738 038-001	Starter 401
				Bosch; 6.2kW ☞ OM541.922; Manufacturer Restriction: Mitsubishi; 6.2kW	8EA 738 259-231	Starter 402
2043 AS	315 kW		04/96→10/02	☞ OM541.925; 6.2kW	8EA 737 494-001	Starter 399
3343 B	315 kW		04/97→10/02	☞ OM541.925; Manufacturer Restriction:	8EA 738 038-001	Starter 401
				Bosch; 6.2kW ☞ OM541.925; Manufacturer Restriction: Mitsubishi; 6.2kW	8EA 738 259-231	Starter 402
2048 AS	350 kW		04/96→10/02	☞ OM542.925; 6.2kW	8EA 737 494-001	Starter 399
				☞ OM542.925; Manufacturer Restriction:	8EA 738 038-001	Starter 401
				Bosch; 6.2kW ☞ OM542.925; Manufacturer Restriction: Mitsubishi; 6.2kW	8EA 738 259-231	Starter 402
2531, 2531 L	230 kW		09/96→10/02	☞ OM541.920; 6.2kW	8EA 737 494-001	Starter 399
				☞ OM541.940; 6.2kW	8EA 737 494-001	Starter 399
				☞ OM541.940; + AC; 7.8kW	8EA 737 686-001	Starter 401
				☞ OM541.920; + AC; 7.8kW	8EA 737 686-001	Starter 401
				☞ OM541.920; Manufacturer Restriction:	8EA 738 038-001	Starter 401
				Bosch; 6.2kW ☞ OM541.940; Manufacturer Restriction:	8EA 738 038-001	Starter 401
				Bosch; 6.2kW ☞ OM541.940; Manufacturer Restriction: Mitsubishi; 6.2kW	8EA 738 259-231	Starter 402
				☞ OM541.920; Manufacturer Restriction: Mitsubishi; 6.2kW	8EA 738 259-231	Starter 402
2535 L	260 kW		09/96→10/02	☞ OM541.942; 6.2kW	8EA 737 494-001	Starter 399
				☞ OM541.922; 6.2kW	8EA 737 494-001	Starter 399

Manufacturer - Model	Power	Displ.	Year of Constr.	Remark	Part Number	Page	
MERCEDES-BENZ - ACTROS						04/96→10/02	
2535 L	260 kW		09/96→10/02	☞ OM541.942; + AC; 7.8kW	8EA 737 686-001	Starter 401	
				☞ OM541.922; + AC; 7.8kW	8EA 737 686-001	Starter 401	
				☞ OM541.922; Manufacturer Restriction: Bosch; 6.2kW	8EA 738 038-001	Starter 401	
				☞ OM541.942; Manufacturer Restriction: Bosch; 6.2kW	8EA 738 038-001	Starter 401	
				☞ OM541.942; Manufacturer Restriction: Mitsubishi; 6.2kW	8EA 738 259-231	Starter 402	
				☞ OM541.922; Manufacturer Restriction: Mitsubishi; 6.2kW	8EA 738 259-231	Starter 402	
2540, 2540 L	290 kW		09/96→10/02	☞ OM541.944; 6.2kW	8EA 737 494-001	Starter 399	
				☞ OM541.923; 6.2kW	8EA 737 494-001	Starter 399	
				☞ OM541.944; + AC; 7.8kW	8EA 737 686-001	Starter 401	
				☞ OM541.923; + AC; 7.8kW	8EA 737 686-001	Starter 401	
				☞ OM541.923; Manufacturer Restriction: Bosch; 6.2kW	8EA 738 038-001	Starter 401	
				☞ OM541.944; Manufacturer Restriction: Bosch; 6.2kW	8EA 738 038-001	Starter 401	
				☞ OM541.944; Manufacturer Restriction: Mitsubishi; 6.2kW	8EA 738 259-231	Starter 402	
				☞ OM541.923; Manufacturer Restriction: Mitsubishi; 6.2kW	8EA 738 259-231	Starter 402	
2543, 2543 L	315 kW		09/96→10/02	☞ OM541.946; 6.2kW	8EA 737 494-001	Starter 399	
				☞ OM541.925; 6.2kW	8EA 737 494-001	Starter 399	
				☞ OM541.925; + AC; 7.8kW	8EA 737 686-001	Starter 401	
				☞ OM541.946; + AC; 7.8kW	8EA 737 686-001	Starter 401	
				☞ OM541.925; Manufacturer Restriction: Bosch; 6.2kW	8EA 738 038-001	Starter 401	
				☞ OM541.946; Manufacturer Restriction: Bosch; 6.2kW	8EA 738 038-001	Starter 401	
				☞ OM541.946; Manufacturer Restriction: Mitsubishi; 6.2kW	8EA 738 259-231	Starter 402	
				☞ OM541.925; Manufacturer Restriction: Mitsubishi; 6.2kW	8EA 738 259-231	Starter 402	
3235	260 kW		04/97→10/02	☞ OM541.942; 6.2kW	8EA 737 494-001	Starter 399	
				☞ OM541.922; 6.2kW	8EA 737 494-001	Starter 399	
				☞ OM541.922; Manufacturer Restriction: Bosch; 6.2kW	8EA 738 038-001	Starter 401	
				☞ OM541.942; Manufacturer Restriction: Bosch; 6.2kW	8EA 738 038-001	Starter 401	
				☞ OM541.942; Manufacturer Restriction: Mitsubishi; 6.2kW	8EA 738 259-231	Starter 402	
				☞ OM541.922; Manufacturer Restriction: Mitsubishi; 6.2kW	8EA 738 259-231	Starter 402	
3343 AK 4143 K	315 kW		04/97→10/02	☞ OM541.925; 6.2kW	8EA 737 494-001	Starter 399	
				☞ OM541.921; 6.2kW	8EA 737 494-001	Starter 399	
				☞ OM541.925; + AC; 7.8kW	8EA 737 686-001	Starter 401	
				☞ OM541.921; + AC; 7.8kW	8EA 737 686-001	Starter 401	
	315 kW		04/97→10/02	04/97→10/02	☞ OM541.925; Manufacturer Restriction: Bosch; 6.2kW	8EA 738 038-001	Starter 401
					☞ OM541.921; Manufacturer Restriction: Bosch; 6.2kW	8EA 738 038-001	Starter 401
					☞ OM541.921; Manufacturer Restriction: Mitsubishi; 6.2kW	8EA 738 259-231	Starter 402
					☞ OM541.925; Manufacturer Restriction: Mitsubishi; 6.2kW	8EA 738 259-231	Starter 402
2535 LS	335 kW		04/97→10/02	☞ OM541.948; Manufacturer Restriction: Bosch; 6.2kW	8EA 738 038-001	Starter 401	
				☞ OM541.948; Manufacturer Restriction: Mitsubishi; 6.2kW	8EA 738 259-231	Starter 402	
3348 AK 4148 K	350 kW		04/97→10/02	☞ OM542.921; 6.2kW	8EA 737 494-001	Starter 399	
				☞ OM542.925; 6.2kW	8EA 737 494-001	Starter 399	
				☞ OM542.921; + AC; 7.8kW	8EA 737 686-001	Starter 401	
				☞ OM542.925; + AC; 7.8kW	8EA 737 686-001	Starter 401	
	350 kW		04/97→10/02	04/97→10/02	☞ OM542.925; Manufacturer Restriction: Bosch; 6.2kW	8EA 738 038-001	Starter 401
					☞ OM542.921; Manufacturer Restriction: Bosch; 6.2kW	8EA 738 038-001	Starter 401
					☞ OM542.925; Manufacturer Restriction: Mitsubishi; 6.2kW	8EA 738 259-231	Starter 402
					☞ OM542.921; Manufacturer Restriction: Mitsubishi; 6.2kW	8EA 738 259-231	Starter 402
4140 K	290 kW		04/97→10/02	☞ OM541.924; 6.2kW	8EA 737 494-001	Starter 399	
				☞ OM541.923; 6.2kW	8EA 737 494-001	Starter 399	
				☞ OM541.923; 7.8kW	8EA 737 686-001	Starter 401	
				☞ OM541.924; + AC; 7.8kW	8EA 737 686-001	Starter 401	
				☞ OM541.923; + AC; 7.8kW	8EA 737 686-001	Starter 401	

Manufacturer - Model	Power	Displ.	Year of Constr.	Remark	Part Number	Page
MERCEDES-BENZ - ACTROS					04/96→10/02	
4140 K	290 kW		04/97→10/02	⊗ OM541.924; Manufacturer Restriction: Bosch; 6.2kW	8EA 738 038-001	Starter 401
				⊗ OM541.923; Manufacturer Restriction: Bosch; 6.2kW	8EA 738 038-001	Starter 401
				⊗ OM541.923; Manufacturer Restriction: Mitsubishi; 6.2kW	8EA 738 259-231	Starter 402
				⊗ OM541.924; Manufacturer Restriction: Mitsubishi; 6.2kW	8EA 738 259-231	Starter 402
MERCEDES-BENZ - ACTROS MP2 / MP3					10/02→	
1832, L, LL	235 kW		04/03→	⊗ OM541.940; 6.2kW	8EA 737 494-001	Starter 399
1832 LS	235 kW		04/03→	⊗ OM541.970; 6.2kW	8EA 737 494-001	Starter 399
2632, L, LL	235 kW		04/03→	⊗ OM541.940; Manufacturer Restriction: Bosch; 6.2kW	8EA 738 038-001	Starter 401
2632 K, LK	235 kW		04/03→	⊗ OM541.970; Manufacturer Restriction: Bosch; 6.2kW	8EA 738 038-001	Starter 401
				⊗ OM541.970; Manufacturer Restriction: Mitsubishi; 6.2kW	8EA 738 259-231	Starter 402
				⊗ OM541.940; Manufacturer Restriction: Mitsubishi; 6.2kW	8EA 738 259-231	Starter 402
1836 AK	235 kW		04/03→	⊗ OM541.940; 6.2kW	8EA 737 494-001	Starter 399
				⊗ OM541.971; 6.2kW	8EA 737 494-001	Starter 399
				⊗ OM541.940; Manufacturer Restriction: Bosch; 6.2kW	8EA 738 038-001	Starter 401
				⊗ OM541.971; Manufacturer Restriction: Bosch; 6.2kW	8EA 738 038-001	Starter 401
				⊗ OM541.971; Manufacturer Restriction: Mitsubishi; 6.2kW	8EA 738 259-231	Starter 402
				⊗ OM541.940; Manufacturer Restriction: Mitsubishi; 6.2kW	8EA 738 259-231	Starter 402
1832, L, LL	265 kW		04/03→	⊗ OM541.942; 6.2kW	8EA 737 494-001	Starter 399
1836 K	265 kW		04/03→	⊗ OM541.942; Manufacturer Restriction: Bosch; 6.2kW	8EA 738 038-001	Starter 401
1836 LS	265 kW		04/03→			
1836, L, LL	265 kW		04/03→	⊗ OM541.942; Manufacturer Restriction: Mitsubishi; 6.2kW	8EA 738 259-231	Starter 402
2036 S	260 - 265 kW		04/03→			
2636, L, LL	265 kW		04/03→			
3336	265 kW		04/03→			
3336 A	265 kW		04/03→			
3336 K	260 - 265 kW		04/03→			
3336 S	265 kW		04/03→			
1836, L, LL	300 kW		04/03→	⊗ OM541.944; 6.2kW	8EA 737 494-001	Starter 399
1841 L, LL	300 kW		04/03→	⊗ OM541.974; 6.2kW	8EA 737 494-001	Starter 399
1841, L, LL	300 kW		04/03→	⊗ OM541.944; Manufacturer Restriction: Bosch; 6.2kW	8EA 738 038-001	Starter 401
				⊗ OM541.974; Manufacturer Restriction: Bosch; 6.2kW	8EA 738 038-001	Starter 401
				⊗ OM541.974; Manufacturer Restriction: Mitsubishi; 6.2kW	8EA 738 259-231	Starter 402
				⊗ OM541.944; Manufacturer Restriction: Mitsubishi; 6.2kW	8EA 738 259-231	Starter 402
1841 A	300 kW			02/05→; ⊗ OM541.944; Manufacturer Restriction: Bosch; 6.2kW	8EA 738 038-001	Starter 401
				02/05→; ⊗ OM541.974; Manufacturer Restriction: Bosch; 6.2kW	8EA 738 038-001	Starter 401
				02/05→; ⊗ OM541.974; Manufacturer Restriction: Mitsubishi; 6.2kW	8EA 738 259-231	Starter 402
				02/05→; ⊗ OM541.944; Manufacturer Restriction: Mitsubishi; 6.2kW	8EA 738 259-231	Starter 402
1841 K	300 kW		04/03→	⊗ OM541.944; 6.2kW	8EA 737 494-001	Starter 399
2041	290 - 300 kW		04/03→	⊗ OM541.944; Manufacturer Restriction: Bosch; 6.2kW	8EA 738 038-001	Starter 401
2041 AK	290 - 300 kW		04/03→			
2041 K	290 - 300 kW		04/03→	⊗ OM541.944; Manufacturer Restriction: Mitsubishi; 6.2kW	8EA 738 259-231	Starter 402
2541, L, LL	290 - 300 kW		04/03→			
2541 LS	290 kW		04/03→			
3241	300 kW		04/03→			
3341	300 kW		04/03→			
1841, L, LL	320 kW		04/03→	⊗ OM541.946; 6.2kW	8EA 737 494-001	Starter 399
1844, L, LL	320 kW		04/03→	⊗ OM541.976; 6.2kW	8EA 737 494-001	Starter 399
				⊗ OM541.946; Manufacturer Restriction: Bosch; 6.2kW	8EA 738 038-001	Starter 401
				⊗ OM541.976; Manufacturer Restriction: Bosch; 6.2kW	8EA 738 038-001	Starter 401
				⊗ OM541.976; Manufacturer Restriction: Mitsubishi; 6.2kW	8EA 738 259-231	Starter 402
				⊗ OM541.946; Manufacturer Restriction: Mitsubishi; 6.2kW	8EA 738 259-231	Starter 402

Manufacturer - Model	Power	Displ.	Year of Constr.	Remark	Part Number	Page				
MERCEDES-BENZ - ACTROS MP2 / MP3						10/02→				
1844 A	315 - 320 kW		04/03→	⊗ OM541.946; Manufacturer Restriction: Bosch; 6.2kW	8EA 738 038-001	Starter 401				
				⊗ OM541.976; Manufacturer Restriction: Bosch; 6.2kW	8EA 738 038-001	Starter 401				
				⊗ OM541.976; Manufacturer Restriction: Mitsubishi; 6.2kW	8EA 738 259-231	Starter 402				
				⊗ OM541.946; Manufacturer Restriction: Mitsubishi; 6.2kW	8EA 738 259-231	Starter 402				
1844 K	315 - 320 kW		04/03→	⊗ OM541.946; 6.2kW	8EA 737 494-001	Starter 399				
				⊗ OM541.976; 6.2kW	8EA 737 494-001	Starter 399				
				⊗ OM541.921; 6.2kW	8EA 737 494-001	Starter 399				
				⊗ OM541.946; Manufacturer Restriction: Bosch; 6.2kW	8EA 738 038-001	Starter 401				
				⊗ OM541.921; Manufacturer Restriction: Bosch; 6.2kW	8EA 738 038-001	Starter 401				
				⊗ OM541.976; Manufacturer Restriction: Bosch; 6.2kW	8EA 738 038-001	Starter 401				
				⊗ OM541.946; Manufacturer Restriction: Mitsubishi; 6.2kW	8EA 738 259-231	Starter 402				
				⊗ OM541.976; Manufacturer Restriction: Mitsubishi; 6.2kW	8EA 738 259-231	Starter 402				
				⊗ OM541.921; Manufacturer Restriction: Mitsubishi; 6.2kW	8EA 738 259-231	Starter 402				
				1846, L, LL 1846 LS, LLS 2646, L, LL 2646 S, LS	335 kW		04/03→ 04/03→ 04/03→ 04/03→	⊗ OM541.948; Manufacturer Restriction: Bosch; 6.2kW	8EA 738 038-001	Starter 401
⊗ OM541.980; Manufacturer Restriction: Bosch; 6.2kW	8EA 738 038-001	Starter 401								
⊗ OM541.980; Manufacturer Restriction: Mitsubishi; 6.2kW	8EA 738 259-231	Starter 402								
⊗ OM541.948; Manufacturer Restriction: Mitsubishi; 6.2kW	8EA 738 259-231	Starter 402								
1846 A 1848, L, LL 1848, LS, LLS 1848 A 1848 AK 1848 K 2046 2046 AK 2046 AS 2046 S 2048 AK 2048 AS 2546, L, LL 2546 LS 2548 LS 2646 B 2648 B 2648 K, LK 3246 K 3346 B 3348 AK 3348 AS 3348 B 3348 S 4148 K	335 kW 350 kW 350 kW 350 kW 350 kW 335 kW 335 kW 335 kW 350 kW 350 kW 350 kW 335 kW 335 kW 350 kW 350 kW 350 kW 350 kW 350 kW 350 kW 350 kW 350 kW 350 kW		04/03→ 04/03→	⊗ OM541.948; Manufacturer Restriction: Bosch; 6.2kW	8EA 738 038-001	Starter 401				
				⊗ OM541.948; Manufacturer Restriction: Mitsubishi; 6.2kW	8EA 738 259-231	Starter 402				
				⊗ OM541.948; Manufacturer Restriction: Bosch; 6.2kW	8EA 738 038-001	Starter 401				
				⊗ OM541.981; Manufacturer Restriction: Bosch; 6.2kW	8EA 738 038-001	Starter 401				
				⊗ OM541.981; Manufacturer Restriction: Mitsubishi; 6.2kW	8EA 738 259-231	Starter 402				
				⊗ OM541.948; Manufacturer Restriction: Mitsubishi; 6.2kW	8EA 738 259-231	Starter 402				
				⊗ OM541.948; Manufacturer Restriction: Bosch; 6.2kW	8EA 738 038-001	Starter 401				
				⊗ OM541.980; 6.2kW	8EA 738 259-231	Starter 402				
				⊗ OM541.948; Manufacturer Restriction: Mitsubishi; 6.2kW	8EA 738 259-231	Starter 402				
				⊗ OM542.921; 7.8kW	8EA 737 686-001	Starter 401				
				⊗ OM542.940; 6.2kW	8EA 737 494-001	Starter 399				
				⊗ OM542.940; Manufacturer Restriction: Bosch; 6.2kW	8EA 738 038-001	Starter 401				
				⊗ OM542.940; 6.2kW	8EA 738 038-001	Starter 401				
				⊗ OM542.940; Manufacturer Restriction: Mitsubishi; 6.2kW	8EA 738 259-231	Starter 402				
				⊗ OM542.940; 6.2kW	8EA 738 259-231	Starter 402				
				1851 A	370 - 375 kW		04/03→	⊗ OM542.940; Manufacturer Restriction: Bosch; 6.2kW	8EA 738 038-001	Starter 401
								⊗ OM542.940; Manufacturer Restriction: Mitsubishi; 6.2kW	8EA 738 259-231	Starter 402

Manufacturer - Model	Power	Displ.	Year of Constr.	Remark	Part Number	Page
MERCEDES-BENZ - ACTROS MP2 / MP3						10/02→
1850, L, LL	395 - 405 kW		04/03→	⊗ OM542.942; 6.2kW	8EA 737 494-001	Starter 399
1854, L, LL	395 kW		04/03→	⊗ OM542.942; Manufacturer Restriction:	8EA 738 038-001	Starter 401
2654 S, LS	390 - 395 kW		04/03→	Bosch; 6.2kW		
				⊗ OM542.942; Manufacturer Restriction: Mitsubishi; 6.2kW	8EA 738 259-231	Starter 402
1854, L	425 kW		04/03→	⊗ OM542.944; 6.2kW	8EA 737 494-001	Starter 399
2658 K, LK	425 kW		04/03→	⊗ OM542.944; Manufacturer Restriction:	8EA 738 038-001	Starter 401
2658 L	425 kW		04/03→	Bosch; 6.2kW		
2658 LS	425 kW		04/03→	⊗ OM542.944; Manufacturer Restriction: Mitsubishi; 6.2kW	8EA 738 259-231	Starter 402
1858, L	425 kW		10/02→	04/03→; ⊗ OM542.944; 6.2kW	8EA 737 494-001	Starter 399
				⊗ OM542.944; Manufacturer Restriction:	8EA 738 038-001	Starter 401
				Bosch; 6.2kW		
				⊗ OM542.944; Manufacturer Restriction: Mitsubishi; 6.2kW	8EA 738 259-231	Starter 402
1860 L, LL	440 kW		05/05→	⊗ OM542.964; Manufacturer Restriction:	8EA 738 038-001	Starter 401
				Bosch; 6.2kW		
				⊗ OM542.964; Manufacturer Restriction: Mitsubishi; 6.2kW	8EA 738 259-231	Starter 402
1861 LS	450 kW		05/05→	⊗ OM542.958; 6.2kW	8EA 738 259-231	Starter 402
2032	230 - 235 kW		04/03→	⊗ OM541.920; 6.2kW	8EA 737 494-001	Starter 399
2032 AK	230 - 235 kW		04/03→	⊗ OM541.940; 6.2kW	8EA 737 494-001	Starter 399
2032 K	230 - 235 kW		04/03→	⊗ OM541.940; Manufacturer Restriction:	8EA 738 038-001	Starter 401
2032 S	230 - 235 kW		04/03→	Bosch; 6.2kW		
2532, L, LL	230 - 235 kW		04/03→	⊗ OM541.920; Manufacturer Restriction:	8EA 738 038-001	Starter 401
3231 K, 3232 K	230 - 235 kW		04/03→	Bosch; 6.2kW		
3331, 3332	230 - 235 kW		04/03→	⊗ OM541.920; Manufacturer Restriction: Mitsubishi; 6.2kW	8EA 738 259-231	Starter 402
3331 A, 3332 A	230 - 235 kW		04/03→	⊗ OM541.920; Manufacturer Restriction: Mitsubishi; 6.2kW	8EA 738 259-231	Starter 402
3331 AK, 3332 AK	230 - 235 kW		04/03→	⊗ OM541.940; Manufacturer Restriction: Mitsubishi; 6.2kW	8EA 738 259-231	Starter 402
3332 K	230 - 235 kW		04/03→	⊗ OM541.940; Manufacturer Restriction: Mitsubishi; 6.2kW	8EA 738 259-231	Starter 402
2032 A, AE	230 - 235 kW		04/03→	⊗ OM541.926; 6.2kW	8EA 737 494-001	Starter 399
				⊗ OM541.941; 6.2kW	8EA 737 494-001	Starter 399
				⊗ OM541.940; 6.2kW	8EA 737 494-001	Starter 399
				⊗ OM541.941; Manufacturer Restriction:	8EA 738 038-001	Starter 401
				Bosch; 6.2kW		
				⊗ OM541.926; Manufacturer Restriction:	8EA 738 038-001	Starter 401
				Bosch; 6.2kW		
				⊗ OM541.940; Manufacturer Restriction:	8EA 738 038-001	Starter 401
				Bosch; 6.2kW		
				⊗ OM541.926; Manufacturer Restriction: Mitsubishi; 6.2kW	8EA 738 259-231	Starter 402
				⊗ OM541.941; Manufacturer Restriction: Mitsubishi; 6.2kW	8EA 738 259-231	Starter 402
				⊗ OM541.940; Manufacturer Restriction: Mitsubishi; 6.2kW	8EA 738 259-231	Starter 402
2032 AS	230 - 235 kW		04/03→	⊗ OM541.926; 6.2kW	8EA 737 494-001	Starter 399
				⊗ OM541.941; 6.2kW	8EA 737 494-001	Starter 399
				⊗ OM541.941; Manufacturer Restriction:	8EA 738 038-001	Starter 401
				Bosch; 6.2kW		
				⊗ OM541.926; Manufacturer Restriction:	8EA 738 038-001	Starter 401
				Bosch; 6.2kW		
				⊗ OM541.926; Manufacturer Restriction: Mitsubishi; 6.2kW	8EA 738 259-231	Starter 402
				⊗ OM541.941; Manufacturer Restriction: Mitsubishi; 6.2kW	8EA 738 259-231	Starter 402
2036	260 - 265 kW		04/03→	⊗ OM541.922; 6.2kW	8EA 737 494-001	Starter 399
				⊗ OM541.942; 6.2kW	8EA 737 494-001	Starter 399
				⊗ OM541.942; Manufacturer Restriction:	8EA 738 038-001	Starter 401
				Bosch; 6.2kW		
				⊗ OM541.922; Manufacturer Restriction:	8EA 738 038-001	Starter 401
				Bosch; 6.2kW		
				⊗ OM541.922; Manufacturer Restriction: Mitsubishi; 6.2kW	8EA 738 259-231	Starter 402
				⊗ OM541.942; Manufacturer Restriction: Mitsubishi; 6.2kW	8EA 738 259-231	Starter 402
2036 A, AE	260 - 265 kW		04/03→	⊗ OM541.927; 6.2kW	8EA 737 494-001	Starter 399
2036 AK	260 - 265 kW		04/03→	⊗ OM541.943; 6.2kW	8EA 737 494-001	Starter 399
				⊗ OM541.942; 6.2kW	8EA 737 494-001	Starter 399
				⊗ OM541.943; Manufacturer Restriction:	8EA 738 038-001	Starter 401
				Bosch; 6.2kW		
				⊗ OM541.942; Manufacturer Restriction:	8EA 738 038-001	Starter 401
				Bosch; 6.2kW		
				⊗ OM541.927; Manufacturer Restriction:	8EA 738 038-001	Starter 401
				Bosch; 6.2kW		
				⊗ OM541.927; Manufacturer Restriction: Mitsubishi; 6.2kW	8EA 738 259-231	Starter 402
				⊗ OM541.942; Manufacturer Restriction: Mitsubishi; 6.2kW	8EA 738 259-231	Starter 402
				⊗ OM541.943; Manufacturer Restriction: Mitsubishi; 6.2kW	8EA 738 259-231	Starter 402

Manufacturer - Model	Power	Displ.	Year of Constr.	Remark	Part Number	Page
MERCEDES-BENZ - ACTROS MP2 / MP3						10/02→
2036 AS	260 - 265 kW		04/03→	OM541.927; 6.2kW	8EA 737 494-001	Starter 399
3336 AK	260 - 265 kW		04/03→	OM541.943; 6.2kW	8EA 737 494-001	Starter 399
				OM541.943; Manufacturer Restriction: Bosch; 6.2kW	8EA 738 038-001	Starter 401
				OM541.927; Manufacturer Restriction: Bosch; 6.2kW	8EA 738 038-001	Starter 401
				OM541.927; Manufacturer Restriction: Mitsubishi; 6.2kW	8EA 738 259-231	Starter 402
				OM541.943; Manufacturer Restriction: Mitsubishi; 6.2kW	8EA 738 259-231	Starter 402
2041 AS	290 - 300 kW		04/03→	OM541.924; 6.2kW	8EA 737 494-001	Starter 399
				OM541.924; Manufacturer Restriction: Bosch; 6.2kW	8EA 738 038-001	Starter 401
				OM541.924; Manufacturer Restriction: Mitsubishi; 6.2kW	8EA 738 259-231	Starter 402
2041 S	290 - 300 kW		04/03→	OM541.923; 6.2kW	8EA 737 494-001	Starter 399
4140 AK	290 - 300 kW		04/03→	OM541.944; 6.2kW	8EA 737 494-001	Starter 399
4140 K	290 - 300 kW		04/03→	OM541.944; Manufacturer Restriction: Bosch; 6.2kW	8EA 738 038-001	Starter 401
				OM541.923; Manufacturer Restriction: Bosch; 6.2kW	8EA 738 038-001	Starter 401
				OM541.923; Manufacturer Restriction: Mitsubishi; 6.2kW	8EA 738 259-231	Starter 402
				OM541.944; Manufacturer Restriction: Mitsubishi; 6.2kW	8EA 738 259-231	Starter 402
2044	315 - 320 kW		04/03→	OM541.946; 6.2kW	8EA 737 494-001	Starter 399
2544, L, LL	315 - 320 kW		04/03→	OM541.946; Manufacturer Restriction: Bosch; 6.2kW	8EA 738 038-001	Starter 401
2544 LS	315 - 320 kW		04/03→			
3344 S	320 kW		04/03→	OM541.946; Manufacturer Restriction: Mitsubishi; 6.2kW	8EA 738 259-231	Starter 402
2044 AK	315 - 320 kW		04/03→	OM541.921; 6.2kW	8EA 737 494-001	Starter 399
				OM541.947; Manufacturer Restriction: Bosch; 6.2kW	8EA 738 038-001	Starter 401
				OM541.921; Manufacturer Restriction: Bosch; 6.2kW	8EA 738 038-001	Starter 401
				OM541.921; Manufacturer Restriction: Mitsubishi; 6.2kW	8EA 738 259-231	Starter 402
				OM541.947; Manufacturer Restriction: Mitsubishi; 6.2kW	8EA 738 259-231	Starter 402
2044 AS	315 - 320 kW		04/03→	OM541.921; 6.2kW	8EA 737 494-001	Starter 399
				OM541.921; Manufacturer Restriction: Bosch; 6.2kW	8EA 738 038-001	Starter 401
				OM541.921; Manufacturer Restriction: Mitsubishi; 6.2kW	8EA 738 259-231	Starter 402
2044 S	315 - 320 kW		04/03→	OM541.925; 6.2kW	8EA 737 494-001	Starter 399
				OM541.946; 6.2kW	8EA 737 494-001	Starter 399
				OM541.946; Manufacturer Restriction: Bosch; 6.2kW	8EA 738 038-001	Starter 401
				OM541.925; Manufacturer Restriction: Bosch; 6.2kW	8EA 738 038-001	Starter 401
				OM541.925; Manufacturer Restriction: Mitsubishi; 6.2kW	8EA 738 259-231	Starter 402
				OM541.946; Manufacturer Restriction: Mitsubishi; 6.2kW	8EA 738 259-231	Starter 402
2050 S	370 kW		04/03→	OM542.940; 6.2kW	8EA 737 494-001	Starter 399
				OM542.941; 6.2kW	8EA 737 494-001	Starter 399
				OM542.941; Manufacturer Restriction: Bosch; 6.2kW	8EA 738 038-001	Starter 401
				OM542.940; Manufacturer Restriction: Bosch; 6.2kW	8EA 738 038-001	Starter 401
				OM542.940; Manufacturer Restriction: Mitsubishi; 6.2kW	8EA 738 259-231	Starter 402
				OM542.941; Manufacturer Restriction: Mitsubishi; 6.2kW	8EA 738 259-231	Starter 402
2051 AS	375 kW		04/03→	OM542.940; 6.2kW	8EA 737 494-001	Starter 399
				OM542.940; Manufacturer Restriction: Bosch; 6.2kW	8EA 738 038-001	Starter 401
				OM542.960; Manufacturer Restriction: Bosch; 6.2kW	8EA 738 038-001	Starter 401
				OM542.940; Manufacturer Restriction: Mitsubishi; 6.2kW	8EA 738 259-231	Starter 402
				OM542.960; Manufacturer Restriction: Mitsubishi; 6.2kW	8EA 738 259-231	Starter 402
2532 LS	230 - 235 kW		04/03→	OM541.940; 6.2kW	8EA 737 494-001	Starter 399
2632 LS	235 kW		04/03→	OM541.940; Manufacturer Restriction: Bosch; 6.2kW	8EA 738 038-001	Starter 401
				OM541.940; Manufacturer Restriction: Mitsubishi; 6.2kW	8EA 738 259-231	Starter 402
2536, L, LL	260 - 265 kW		04/03→	OM541.922; 6.2kW	8EA 737 494-001	Starter 399
				OM541.943; 6.2kW	8EA 737 494-001	Starter 399

Manufacturer - Model	Power	Displ.	Year of Constr.	Remark	Part Number	Page
MERCEDES-BENZ - ACTROS MP2 / MP3						10/02→
2536, L, LL	260 - 265 kW		04/03→	☉ OM541.942; 6.2kW	8EA 737 494-001	Starter 399
				☉ OM541.943; Manufacturer Restriction: Bosch; 6.2kW	8EA 738 038-001	Starter 401
				☉ OM541.942; Manufacturer Restriction: Bosch; 6.2kW	8EA 738 038-001	Starter 401
				☉ OM541.922; Manufacturer Restriction: Bosch; 6.2kW	8EA 738 038-001	Starter 401
				☉ OM541.922; Manufacturer Restriction: Mitsubishi; 6.2kW	8EA 738 259-231	Starter 402
				☉ OM541.942; Manufacturer Restriction: Mitsubishi; 6.2kW	8EA 738 259-231	Starter 402
				☉ OM541.943; Manufacturer Restriction: Mitsubishi; 6.2kW	8EA 738 259-231	Starter 402
2536 LS	260 - 265 kW		04/03→	☉ OM541.922; 6.2kW	8EA 737 494-001	Starter 399
				☉ OM541.943; 6.2kW	8EA 737 494-001	Starter 399
				☉ OM541.942; 6.2kW	8EA 737 494-001	Starter 399
				☉ OM541.943; Manufacturer Restriction: Bosch; 6.2kW	8EA 738 038-001	Starter 401
				☉ OM541.942; Manufacturer Restriction: Bosch; 6.2kW	8EA 738 038-001	Starter 401
				☉ OM541.922; 6.2kW	8EA 738 038-001	Starter 401
				☉ OM541.942; Manufacturer Restriction: Mitsubishi; 6.2kW	8EA 738 259-231	Starter 402
2548, L,LL	350 kW		04/03→	☉ OM541.948; 6.2kW	8EA 738 038-001	Starter 401
				☉ OM541.978; 6.2kW	8EA 738 038-001	Starter 401
2551 LS 4151 K	375 kW 375 kW		04/03→	☉ OM542.960; Manufacturer Restriction: Bosch; 6.2kW	8EA 738 038-001	Starter 401
			05/05→	☉ OM542.960; Manufacturer Restriction: Mitsubishi; 6.2kW	8EA 738 259-231	Starter 402
2555 LS 3355 S	405 kW 405 kW		09/05→	☉ OM542.962; 6.2kW	8EA 737 494-001	Starter 399
			04/03→	☉ OM542.962; Manufacturer Restriction: Bosch; 6.2kW	8EA 738 038-001	Starter 401
				☉ OM542.962; Manufacturer Restriction: Mitsubishi; 6.2kW	8EA 738 259-231	Starter 402
2632 B	235 kW		04/03→	☉ OM541.940; Manufacturer Restriction: Bosch; 6.2kW	8EA 738 038-001	Starter 401
				☉ OM541.940; Manufacturer Restriction: Mitsubishi; 6.2kW	8EA 738 259-231	Starter 402
2636 B	265 kW		04/03→	☉ OM541.942; Manufacturer Restriction: Bosch; 6.2kW	8EA 738 038-001	Starter 401
				☉ OM541.942; Manufacturer Restriction: Mitsubishi; 6.2kW	8EA 738 259-231	Starter 402
2636 K, LK 2636 LS	265 kW 265 kW		04/03→	☉ OM541.942; 6.2kW	8EA 737 494-001	Starter 399
			04/03→	☉ OM541.972; 6.2kW	8EA 737 494-001	Starter 399
				☉ OM541.942; Manufacturer Restriction: Bosch; 6.2kW	8EA 738 038-001	Starter 401
				☉ OM541.972; Manufacturer Restriction: Bosch; 6.2kW	8EA 738 038-001	Starter 401
				☉ OM541.972; Manufacturer Restriction: Mitsubishi; 6.2kW	8EA 738 259-231	Starter 402
				☉ OM541.942; Manufacturer Restriction: Mitsubishi; 6.2kW	8EA 738 259-231	Starter 402
2641, L, LL 2641 K, LK	300 kW 300 kW		04/03→	06/03→; ☉ OM541.974; 6.2kW	8EA 737 494-001	Starter 399
			04/03→	06/03→; ☉ OM541.944; 6.2kW	8EA 737 494-001	Starter 399
				☉ OM541.944; Manufacturer Restriction: Bosch; 6.2kW	8EA 738 038-001	Starter 401
				☉ OM541.974; Manufacturer Restriction: Bosch; 6.2kW	8EA 738 038-001	Starter 401
				☉ OM541.974; Manufacturer Restriction: Mitsubishi; 6.2kW	8EA 738 259-231	Starter 402
				☉ OM541.944; Manufacturer Restriction: Mitsubishi; 6.2kW	8EA 738 259-231	Starter 402
2641 B	300 kW		04/03→	☉ OM541.944; 6.2kW	8EA 737 494-001	Starter 399
2641 S, LS	300 kW		04/03→	06/03→; ☉ OM541.944; 6.2kW	8EA 737 494-001	Starter 399
				☉ OM541.944; Manufacturer Restriction: Bosch; 6.2kW	8EA 738 038-001	Starter 401
				☉ OM541.944; Manufacturer Restriction: Mitsubishi; 6.2kW	8EA 738 259-231	Starter 402
2644, L, LL	320 kW		04/03→	06/03→; ☉ OM541.946; 6.2kW	8EA 737 494-001	Starter 399
				☉ OM541.946; Manufacturer Restriction: Bosch; 6.2kW	8EA 738 038-001	Starter 401
				☉ OM541.976; Manufacturer Restriction: Bosch; 6.2kW	8EA 738 038-001	Starter 401
				☉ OM541.946; Manufacturer Restriction: Mitsubishi; 6.2kW	8EA 738 259-231	Starter 402
				☉ OM541.976; Manufacturer Restriction: Mitsubishi; 6.2kW	8EA 738 259-231	Starter 402
2644 B	320 kW		04/03→	☉ OM541.946; 6.2kW	8EA 737 494-001	Starter 399

Manufacturer - Model	Power	Displ.	Year of Constr.	Remark	Part Number	Page
MERCEDES-BENZ - ACTROS MP2 / MP3						10/02→
2644 K, LK	320 kW		04/03→	06/03→; OM541.946; 6.2kW	8EA 737 494-001	Starter 399
2644 S, LS	315 - 320 kW		04/03→	OM541.946; Manufacturer Restriction: Bosch; 6.2kW	8EA 738 038-001	Starter 401
				OM541.946; Manufacturer Restriction: Mitsubishi; 6.2kW	8EA 738 259-231	Starter 402
2646 K, LK	335 kW		04/03→	06/03→; OM541.948; 6.2kW	8EA 737 494-001	Starter 399
				OM541.948; Manufacturer Restriction: Bosch; 6.2kW	8EA 738 038-001	Starter 401
				OM541.948; Manufacturer Restriction: Mitsubishi; 6.2kW	8EA 738 259-231	Starter 402
2650, L, 2651, L, LL	370 - 375 kW		04/03→	OM542.940; 6.2kW	8EA 737 494-001	Starter 399
2650 S, LS	370 kW		04/03→	OM542.940; Manufacturer Restriction: Bosch; 6.2kW	8EA 738 038-001	Starter 401
3350, 3351	370 - 375 kW		04/03→			
3351 S	375 kW		04/03→	OM542.940; Manufacturer Restriction: Mitsubishi; 6.2kW	8EA 738 259-231	Starter 402
2654, L, 2655, L, LL	395 - 405 kW		04/03→	OM542.942; Manufacturer Restriction: Bosch; 6.2kW	8EA 738 038-001	Starter 401
				OM542.942; Manufacturer Restriction: Mitsubishi; 6.2kW	8EA 738 259-231	Starter 402
2654 K, LK, 2655 K, LK	395 - 405 kW		04/03→	OM542.942; 6.2kW	8EA 737 494-001	Starter 399
				OM542.942; Manufacturer Restriction: Bosch; 6.2kW	8EA 738 038-001	Starter 401
				OM542.942; 6.2kW	8EA 738 038-001	Starter 401
				OM542.942; 6.2kW	8EA 738 259-231	Starter 402
				OM542.942; Manufacturer Restriction: Mitsubishi; 6.2kW	8EA 738 259-231	Starter 402
3232 B	235 kW		04/03→	OM541.996; 6.2kW	8EA 737 494-001	Starter 399
				OM541.970; 6.2kW	8EA 737 494-001	Starter 399
3236 B	265 kW		04/03→	OM541.998; 6.2kW	8EA 737 494-001	Starter 399
3236 K	265 kW		04/03→	OM541.972; 6.2kW	8EA 737 494-001	Starter 399
3241 B	300 kW		04/03→	OM541.990; 6.2kW	8EA 737 494-001	Starter 399
3241 K	300 kW		04/03→			
3341 K	300 kW		04/03→	OM541.974; 6.2kW	8EA 737 494-001	Starter 399
4141 B	300 kW		04/03→			
3244	320 kW		04/03→	OM541.976; 7.8kW	8EA 737 686-001	Starter 401
3244 K	320 kW		04/03→	OM541.992; 7.8kW	8EA 737 686-001	Starter 401
3331 S, 3332 S	230 - 235 kW		04/03→	OM541.920; 6.2kW	8EA 737 494-001	Starter 399
				OM541.940; 6.2kW	8EA 737 494-001	Starter 399
				OM541.970; 6.2kW	8EA 737 494-001	Starter 399
				OM541.940; Manufacturer Restriction: Bosch; 6.2kW	8EA 738 038-001	Starter 401
				OM541.970; Manufacturer Restriction: Bosch; 6.2kW	8EA 738 038-001	Starter 401
				OM541.920; Manufacturer Restriction: Bosch; 6.2kW	8EA 738 038-001	Starter 401
				OM541.970; Manufacturer Restriction: Mitsubishi; 6.2kW	8EA 738 259-231	Starter 402
				OM541.920; Manufacturer Restriction: Mitsubishi; 6.2kW	8EA 738 259-231	Starter 402
				OM541.940; Manufacturer Restriction: Mitsubishi; 6.2kW	8EA 738 259-231	Starter 402
3332 AK	235 kW		04/03→	OM541.941; 6.2kW	8EA 737 494-001	Starter 399
3332 AS	235 kW		04/03→	OM541.941; Manufacturer Restriction: Bosch; 6.2kW	8EA 738 038-001	Starter 401
				OM541.941; Manufacturer Restriction: Mitsubishi; 6.2kW	8EA 738 259-231	Starter 402
3332 B	235 kW		04/03→	OM541.940; 6.2kW	8EA 737 494-001	Starter 399
				OM541.940; Manufacturer Restriction: Bosch; 6.2kW	8EA 738 038-001	Starter 401
				OM541.970; Manufacturer Restriction: Bosch; 6.2kW	8EA 738 038-001	Starter 401
				OM541.970; Manufacturer Restriction: Mitsubishi; 6.2kW	8EA 738 259-231	Starter 402
				OM541.940; Manufacturer Restriction: Mitsubishi; 6.2kW	8EA 738 259-231	Starter 402
3336 AS	265 kW		04/03→	OM541.943; 6.2kW	8EA 737 494-001	Starter 399
				OM541.943; Manufacturer Restriction: Bosch; 6.2kW	8EA 738 038-001	Starter 401
				OM541.943; Manufacturer Restriction: Mitsubishi; 6.2kW	8EA 738 259-231	Starter 402
3336 B	265 kW		04/03→	OM541.972; 6.2kW	8EA 737 494-001	Starter 399
				OM541.972; Manufacturer Restriction: Bosch; 6.2kW	8EA 738 038-001	Starter 401
				OM541.972; Manufacturer Restriction: Mitsubishi; 6.2kW	8EA 738 259-231	Starter 402

Manufacturer - Model	Power	Displ.	Year of Constr.	Remark	Part Number	Page
MERCEDES-BENZ - ACTROS MP2 / MP3						10/02→
3341 AK	300 kW		04/03→	⊗ OM541.945; 6.2kW	8EA 737 494-001	Starter 399
3341 AS	300 kW		04/03→	⊗ OM541.945; Manufacturer Restriction: Bosch; 6.2kW	8EA 738 038-001	Starter 401
				⊗ OM541.945; Manufacturer Restriction: Mitsubishi; 6.2kW	8EA 738 259-231	Starter 402
3341 B	300 kW		04/03→	⊗ OM541.974; Manufacturer Restriction: Bosch; 6.2kW	8EA 738 038-001	Starter 401
				⊗ OM541.974; Manufacturer Restriction: Mitsubishi; 6.2kW	8EA 738 259-231	Starter 402
3341 S	300 kW		04/03→	⊗ OM541.923; 6.2kW	8EA 737 494-001	Starter 399
				⊗ OM541.923; Manufacturer Restriction: Bosch; 6.2kW	8EA 738 038-001	Starter 401
				⊗ OM541.923; Manufacturer Restriction: Mitsubishi; 6.2kW	8EA 738 259-231	Starter 402
3344	315 - 320 kW		04/03→	⊗ OM541.947; 6.2kW	8EA 737 494-001	Starter 399
				⊗ OM541.946; 6.2kW	8EA 737 494-001	Starter 399
				⊗ OM541.947; Manufacturer Restriction: Bosch; 6.2kW	8EA 738 038-001	Starter 401
				⊗ OM541.946; Manufacturer Restriction: Bosch; 6.2kW	8EA 738 038-001	Starter 401
				⊗ OM541.946; Manufacturer Restriction: Mitsubishi; 6.2kW	8EA 738 259-231	Starter 402
				⊗ OM541.947; Manufacturer Restriction: Mitsubishi; 6.2kW	8EA 738 259-231	Starter 402
3344 A	315 - 320 kW		04/03→	⊗ OM541.946; 6.2kW	8EA 737 494-001	Starter 399
				⊗ OM541.947; Manufacturer Restriction: Bosch; 6.2kW	8EA 738 038-001	Starter 401
				⊗ OM541.946; Manufacturer Restriction: Bosch; 6.2kW	8EA 738 038-001	Starter 401
				⊗ OM541.921; Manufacturer Restriction: Bosch; 6.2kW	8EA 738 038-001	Starter 401
				⊗ OM541.921; Manufacturer Restriction: Mitsubishi; 6.2kW	8EA 738 259-231	Starter 402
				⊗ OM541.946; Manufacturer Restriction: Mitsubishi; 6.2kW	8EA 738 259-231	Starter 402
				⊗ OM541.947; Manufacturer Restriction: Mitsubishi; 6.2kW	8EA 738 259-231	Starter 402
3344 AK	320 kW		04/03→	⊗ OM541.947; Manufacturer Restriction: Bosch; 6.2kW	8EA 738 038-001	Starter 401
3344 AS	320 kW		04/03→	⊗ OM541.947; Manufacturer Restriction: Mitsubishi; 6.2kW	8EA 738 259-231	Starter 402
3344 B	320 kW		04/03→	⊗ OM541.976; Manufacturer Restriction: Bosch; 6.2kW	8EA 738 038-001	Starter 401
				⊗ OM541.976; Manufacturer Restriction: Mitsubishi; 6.2kW	8EA 738 259-231	Starter 402
3344 K	320 kW		04/03→	⊗ OM541.992; 6.2kW	8EA 737 494-001	Starter 399
				⊗ OM541.976; 6.2kW	8EA 737 494-001	Starter 399
3346	335 kW		04/03→	⊗ OM541.948; 6.2kW	8EA 737 494-001	Starter 399
4146 K	335 kW		04/03→	⊗ OM541.948; Manufacturer Restriction: Bosch; 6.2kW	8EA 738 038-001	Starter 401
				⊗ OM541.948; Manufacturer Restriction: Mitsubishi; 6.2kW	8EA 738 259-231	Starter 402
3346 AK	335 kW		04/03→	⊗ OM541.949; Manufacturer Restriction: Bosch; 6.2kW	8EA 738 038-001	Starter 401
3346 AS	335 kW		04/03→	⊗ OM541.949; Manufacturer Restriction: Mitsubishi; 6.2kW	8EA 738 259-231	Starter 402
3346 S	335 kW		04/03→	⊗ OM541.948; 6.2kW	8EA 738 038-001	Starter 401
3348	350 kW		04/03→	⊗ OM542.921; 6.2kW	8EA 737 494-001	Starter 399
				⊗ OM542.921; Manufacturer Restriction: Bosch; 6.2kW	8EA 738 038-001	Starter 401
				⊗ OM542.921; Manufacturer Restriction: Mitsubishi; 6.2kW	8EA 738 259-231	Starter 402
3351 AK	370 - 375 kW		04/03→	⊗ OM542.941; Manufacturer Restriction: Bosch; 6.2kW	8EA 738 038-001	Starter 401
3351 AS	370 - 375 kW		04/03→	⊗ OM542.941; Manufacturer Restriction: Mitsubishi; 6.2kW	8EA 738 259-231	Starter 402
3354, 3355	395 - 405 kW		04/03→	⊗ OM542.962; 6.2kW	8EA 737 494-001	Starter 399
				⊗ OM542.942; 6.2kW	8EA 737 494-001	Starter 399
				⊗ OM542.962; Manufacturer Restriction: Bosch; 6.2kW	8EA 738 038-001	Starter 401
				⊗ OM542.942; Manufacturer Restriction: Bosch; 6.2kW	8EA 738 038-001	Starter 401
				⊗ OM542.942; Manufacturer Restriction: Mitsubishi; 6.2kW	8EA 738 259-231	Starter 402
				⊗ OM542.962; Manufacturer Restriction: Mitsubishi; 6.2kW	8EA 738 259-231	Starter 402
3358	425 kW		04/03→	⊗ OM542.944; 6.2kW	8EA 737 494-001	Starter 399
				⊗ OM542.944; 6.2kW	8EA 738 038-001	Starter 401
				⊗ OM542.944; 6.2kW	8EA 738 259-231	Starter 402

Manufacturer - Model	Power	Displ.	Year of Constr.	Remark	Part Number	Page
MERCEDES-BENZ - ACTROS MP2 / MP3						10/02→
4141 K	300 kW		04/03→	⊗ OM541.991; 6.2kW	8EA 738 038-001	Starter 401
				⊗ OM541.974; Manufacturer Restriction: Bosch; 6.2kW	8EA 738 038-001	Starter 401
				⊗ OM541.974; Manufacturer Restriction: Mitsubishi; 6.2kW	8EA 738 259-231	Starter 402
4144 B	320 kW		04/03→	⊗ OM541.992; 6.2kW	8EA 737 494-001	Starter 399
				⊗ OM541.946; 6.2kW	8EA 737 494-001	Starter 399
				⊗ OM541.976; 6.2kW	8EA 737 494-001	Starter 399
4144 K	315 - 320 kW		04/03→	⊗ OM541.946; 6.2kW	8EA 737 494-001	Starter 399
				⊗ OM541.976; 6.2kW	8EA 737 494-001	Starter 399
				⊗ OM541.925; 6.2kW	8EA 737 494-001	Starter 399
				⊗ OM541.946; Manufacturer Restriction: Bosch; 6.2kW	8EA 738 038-001	Starter 401
				⊗ OM541.925; Manufacturer Restriction: Bosch; 6.2kW	8EA 738 038-001	Starter 401
				⊗ OM541.976; Manufacturer Restriction: Bosch; 6.2kW	8EA 738 038-001	Starter 401
				⊗ OM541.946; Manufacturer Restriction: Mitsubishi; 6.2kW	8EA 738 259-231	Starter 402
				⊗ OM541.976; Manufacturer Restriction: Mitsubishi; 6.2kW	8EA 738 259-231	Starter 402
				⊗ OM541.925; Manufacturer Restriction: Mitsubishi; 6.2kW	8EA 738 259-231	Starter 402
				⊗ OM541.976; Manufacturer Restriction: Mitsubishi; 6.2kW	8EA 738 259-231	Starter 402
4144 K	320 kW		04/03→	⊗ OM541.993; 6.2kW	8EA 737 494-001	Starter 399
				⊗ OM541.976; 6.2kW	8EA 737 494-001	Starter 399
				⊗ OM541.976; Manufacturer Restriction: Bosch; 6.2kW	8EA 738 038-001	Starter 401
				⊗ OM541.976; Manufacturer Restriction: Mitsubishi; 6.2kW	8EA 738 259-231	Starter 402
MERCEDES-BENZ - ATEGO 2						10/04→
1015 K, 1016 K	112 - 115 kW		10/04→	02/06→; ⊗ OM900.912; 4kW	8EA 737 540-001	Starter 400
				⊗ OM900.918; Manufacturer Restriction: Bosch; 4kW	8EA 737 540-001	Starter 400
				⊗ OM900.918; Manufacturer Restriction: Delco Remy; 4kW	8EA 749 553-001	Starter 403
1016, 1016 L	115 kW		10/04→	⊗ OM900.912; Manufacturer Restriction: Bosch; 4kW	8EA 737 540-001	Starter 400
				⊗ OM900.918; Manufacturer Restriction: Bosch; 4kW	8EA 737 540-001	Starter 400
				⊗ OM900.912; Manufacturer Restriction: Delco Remy; 4kW	8EA 749 553-001	Starter 403
				⊗ OM900.918; Manufacturer Restriction: Delco Remy; 4kW	8EA 749 553-001	Starter 403
1017 K, 1018 K	125 - 130 kW		10/04→	02/06→; ⊗ OM900.913; 4kW	8EA 737 540-001	Starter 400
				⊗ OM900.919; Manufacturer Restriction: Bosch; 4kW	8EA 737 540-001	Starter 400
				⊗ OM900.919; Manufacturer Restriction: Delco Remy; 4kW	8EA 749 553-001	Starter 403
1018, 1018 L 1018 A 818, 818 L	130 kW		10/04→	⊗ OM900.913; Manufacturer Restriction: Bosch; 4kW	8EA 737 540-001	Starter 400
	130 kW		10/04→	⊗ OM900.919; Manufacturer Restriction: Bosch; 4kW	8EA 737 540-001	Starter 400
	130 kW		10/04→	⊗ OM900.913; Manufacturer Restriction: Delco Remy; 4kW	8EA 749 553-001	Starter 403
	130 kW		10/04→	⊗ OM900.919; Manufacturer Restriction: Delco Remy; 4kW	8EA 749 553-001	Starter 403
1018 AK 1218 K 1518 AK 918 AF	130 kW		10/04→	02/06→; ⊗ OM900.913; 4kW	8EA 737 540-001	Starter 400
	130 kW		10/04→			
	130 kW		10/04→			
	130 kW		10/04→			
1022, 1022 L 1222, 1222 L 1322, 1322 L 1322 LS 1522, 1522 L 822, 822 L 922, 922 L	160 kW		10/04→	⊗ OM924.920; Manufacturer Restriction: Bosch; 4kW	8EA 737 540-001	Starter 400
	160 kW		10/04→			
	160 kW		10/04→			
	160 kW		10/04→			
	160 kW		10/04→			
	160 kW		10/04→			
	160 kW		10/04→			
1022 A 1022 AK 1022 KO 1222 F 1322 A 1322 AF 1322 AK 1322 F 1322 LKO 1522 A 1522 AF 1522 AK	160 kW		10/04→	06/06→; ⊗ OM924.922; 4kW	8EA 737 540-001	Starter 400
	160 kW		10/04→			
	160 kW		10/04→			
	160 kW		10/04→			
	160 kW		10/04→			
	160 kW		10/04→			
	160 kW		10/04→			
	160 kW		10/04→			
	160 kW		10/04→			
	160 kW		10/04→			
	160 kW		10/04→			
	160 kW		10/04→			
	160 kW		10/04→			
	160 kW		10/04→			

Manufacturer - Model	Power	Displ.	Year of Constr.	Remark	Part Number	Page
MERCEDES-BENZ - ATEGO 2						10/04→
1522 F 822 F 922 AF	160 kW 160 kW 160 kW		10/04→ 10/04→ 10/04→	06/06→; Ⓞ OM924.922; 4kW	8EA 737 540-001	Starter 400
1022 K 1222 K 1322 K 822 K 922 K	160 kW 160 kW 160 kW 160 kW 160 kW		10/04→ 10/04→ 10/04→ 10/04→ 10/04→	Ⓞ OM924.920; 4kW	8EA 737 540-001	Starter 400
1023, 1023 L, 1024, 1024 L 1223, 1223 L, 1224, 1224 L 1323, 1323 L, 1324, 1324 L 1323 A, 1324 A 1523 A, 1524 A 823, 823 L, 824, 824 L 923, 923 L, 924, 924 L	170 - 175 kW 170 - 175 kW 170 - 175 kW 170 - 175 kW 170 - 175 kW 170 - 175 kW 170 - 175 kW		10/04→ 10/04→ 10/04→ 10/04→ 10/04→ 10/04→ 10/04→	Ⓞ OM906.910; Manufacturer Restriction: Bosch; 4kW Ⓞ OM906.915; Manufacturer Restriction: Bosch; 4kW Ⓞ OM902.916; 4kW Ⓞ OM906.910; Manufacturer Restriction: Delco Remy; 4kW Ⓞ OM906.915; Manufacturer Restriction: Delco Remy; 4kW	8EA 737 540-001 8EA 737 540-001 8EA 737 540-001 8EA 749 553-001 8EA 749 553-001	Starter 400 Starter 400 Starter 400 Starter 403 Starter 403
1023 A, 1024 A 1323 LS, 1324 LS 1523, 1523 L, 1524, 1524 L	170 - 175 kW 170 - 175 kW 170 - 175 kW		10/04→ 10/04→ 10/04→	Ⓞ OM906.910; Manufacturer Restriction: Bosch; 4kW Ⓞ OM902.916; Manufacturer Restriction: Bosch; 4kW Ⓞ OM902.916; 4kW Ⓞ OM906.915; Manufacturer Restriction: Bosch; 4kW Ⓞ OM906.910; Manufacturer Restriction: Delco Remy; 4kW Ⓞ OM906.915; Manufacturer Restriction: Delco Remy; 4kW Ⓞ OM902.916; Manufacturer Restriction: Delco Remy; 4kW	8EA 737 540-001 8EA 737 540-001 8EA 737 540-001 8EA 737 540-001 8EA 749 553-001 8EA 749 553-001 8EA 749 553-001	Starter 400 Starter 400 Starter 400 Starter 400 Starter 403 Starter 403 Starter 403
1024 AK 1324 LKO	175 kW 175 kW		10/04→ 10/04→	06/06→; Ⓞ OM902.916; 4kW	8EA 737 540-001	Starter 400
1024 K 1224 K 1324 AK 1324 K 1524 AK 824 K	175 kW 175 kW 175 kW 170 - 175 kW 175 kW 175 kW		10/04→ 10/04→ 10/04→ 10/04→ 10/04→ 10/04→	02/06→; Ⓞ OM902.916; 4kW	8EA 737 540-001	Starter 400
1215, 1215 L, 1216, 1216 L	112 - 115 kW		10/04→	Ⓞ OM900.912; Manufacturer Restriction: Bosch; 4kW Ⓞ OM904.922; Manufacturer Restriction: Bosch; 4kW Ⓞ OM900.912; Manufacturer Restriction: Delco Remy; 4kW Ⓞ OM904.922; Manufacturer Restriction: Delco Remy; 4kW	8EA 737 540-001 8EA 737 540-001 8EA 749 553-001 8EA 749 553-001	Starter 400 Starter 400 Starter 403 Starter 403
1216 K	115 kW		10/04→	02/06→; Ⓞ OM900.912; 4kW	8EA 737 540-001	Starter 400
1218, 1218 L 1318, 1318 L 1318 A 1318 K 1518, 1518 L 1518 A 1518 K	130 kW 130 kW 130 kW 130 kW 130 kW 130 kW 130 kW		10/04→ 10/04→ 10/04→ 10/04→ 10/04→ 10/04→ 10/04→	Ⓞ OM900.913; Manufacturer Restriction: Bosch; 4kW Ⓞ OM900.913; Manufacturer Restriction: Delco Remy; 4kW	8EA 737 540-001 8EA 749 553-001	Starter 400 Starter 403
1222 AF	160 kW		10/04→	02/06→; Ⓞ OM924.922; 4kW	8EA 737 540-001	Starter 400
1226, 1226 L 1326, 1326 L 1326 LS 1526, 1526 L	188 kW 188 kW 188 kW 188 kW		10/04→ 10/04→ 10/04→ 10/04→	Ⓞ OM902.917; Manufacturer Restriction: Bosch; 4kW Ⓞ OM902.917; Manufacturer Restriction: Delco Remy; 4kW	8EA 737 540-001 8EA 749 553-001	Starter 400 Starter 403
1226 AF 1226 F 1326 F 1526 AF 1526 AK 926 AF	188 kW 188 kW 188 kW 188 kW 188 kW 188 kW		10/04→ 10/04→ 10/04→ 10/04→ 10/04→ 10/04→	02/06→; Ⓞ OM902.917; 4kW	8EA 737 540-001	Starter 400
1228, 1228 L, 1229, 1229 L 1328, 1328 L, 1329, 1329 L 1328 LS, 1329 LS 1528, 1528 L, 1529, 1529 L	205 - 210 kW 205 - 210 kW 205 - 210 kW 205 - 210 kW		10/04→ 10/04→ 10/04→ 10/04→	Ⓞ OM906.911; Manufacturer Restriction: Bosch; 4kW Ⓞ OM906.916; Manufacturer Restriction: Bosch; 4kW Ⓞ OM902.918; 4kW Ⓞ OM906.911; Manufacturer Restriction: Delco Remy; 4kW Ⓞ OM906.916; Manufacturer Restriction: Delco Remy; 4kW	8EA 737 540-001 8EA 737 540-001 8EA 737 540-001 8EA 749 553-001 8EA 749 553-001	Starter 400 Starter 400 Starter 400 Starter 403 Starter 403
1318 AK	130 kW		10/04→	Ⓞ OM900.913; 4kW	8EA 737 540-001	Starter 400
1326 AF	188 kW		10/04→	06/06→; Ⓞ OM902.917; 4kW	8EA 737 540-001	Starter 400

Manufacturer - Model	Power	Displ.	Year of Constr.	Remark	Part Number	Page
MERCEDES-BENZ - ATEGO 2						10/04→
1329 AF	210 kW		10/04→	02/06→; Ⓞ OM902.918; 4kW	8EA 737 540-001	Starter 400
1329 F	210 kW		10/04→			
1529 AF	210 kW		10/04→			
1529 AK	210 kW		10/04→			
1529 F	210 kW		10/04→			
1523 K, 1524 K	175 kW		10/04→	Ⓞ OM902.916; 4kW	8EA 737 540-001	Starter 400
1924 L	175 kW		10/04→			
2224 L	175 kW		10/04→			
1529 K	210 kW		10/04→	Ⓞ OM902.918; 4kW	8EA 737 540-001	Starter 400
1929 L	210 kW		10/04→			
2229 L	210 kW		10/04→			
1926 L	188 kW		10/04→	Ⓞ OM902.917; 4kW	8EA 737 540-001	Starter 400
2226 L	188 kW		10/04→			
712, 713	90 - 95 kW		10/04→	Ⓞ OM900.911; Manufacturer Restriction: Bosch; 4kW	8EA 737 540-001	Starter 400
				Ⓞ OM904.909; Manufacturer Restriction: Bosch; 4kW	8EA 737 540-001	Starter 400
				Ⓞ OM904.915; Manufacturer Restriction: Bosch; 4kW	8EA 737 540-001	Starter 400
				Ⓞ OM900.917; Manufacturer Restriction: Bosch; 4kW	8EA 737 540-001	Starter 400
				Ⓞ OM904.909; Manufacturer Restriction: Delco Remy; 4kW	8EA 749 553-001	Starter 403
				Ⓞ OM904.915; Manufacturer Restriction: Delco Remy; 4kW	8EA 749 553-001	Starter 403
				Ⓞ OM900.917; Manufacturer Restriction: Delco Remy; 4kW	8EA 749 553-001	Starter 403
				Ⓞ OM900.911; Manufacturer Restriction: Delco Remy; 4kW	8EA 749 553-001	Starter 403
715, 715 L, 716, 716 L	112 - 115 kW		10/04→	Ⓞ OM900.912; Manufacturer Restriction: Bosch; 4kW	8EA 737 540-001	Starter 400
815 K, 816 K	112 - 115 kW		10/04→			
915, 915 L, 916, 916 L	112 - 115 kW		10/04→	Ⓞ OM904.922; Manufacturer Restriction: Bosch; 4kW	8EA 737 540-001	Starter 400
				Ⓞ OM900.918; Manufacturer Restriction: Bosch; 4kW	8EA 737 540-001	Starter 400
				Ⓞ OM900.912; Manufacturer Restriction: Delco Remy; 4kW	8EA 749 553-001	Starter 403
				Ⓞ OM900.918; Manufacturer Restriction: Delco Remy; 4kW	8EA 749 553-001	Starter 403
				Ⓞ OM904.922; Manufacturer Restriction: Delco Remy; 4kW	8EA 749 553-001	Starter 403
812, 813	90 - 95 kW		10/04→	Ⓞ OM900.909; 4kW	8EA 737 540-001	Starter 400
				Ⓞ OM900.911; Manufacturer Restriction: Bosch; 4kW	8EA 737 540-001	Starter 400
				Ⓞ OM900.917; Manufacturer Restriction: Bosch; 4kW	8EA 737 540-001	Starter 400
				Ⓞ OM900.911; Manufacturer Restriction: Delco Remy; 4kW	8EA 749 553-001	Starter 403
				Ⓞ OM900.917; Manufacturer Restriction: Delco Remy; 4kW	8EA 749 553-001	Starter 403
812 K	90 - 95 kW		10/04→	Ⓞ OM904.909; 4kW	8EA 737 540-001	Starter 400
815, 815 L, 816, 816 L	112 - 115 kW		10/04→	Ⓞ OM900.912; Manufacturer Restriction: Bosch; 4kW	8EA 737 540-001	Starter 400
				Ⓞ OM904.922; Manufacturer Restriction: Bosch; 4kW	8EA 737 540-001	Starter 400
				Ⓞ OM900.918; Manufacturer Restriction: Bosch; 4kW	8EA 737 540-001	Starter 400
				Ⓞ OM900.912; Manufacturer Restriction: Delco Remy; 4kW	8EA 749 553-001	Starter 403
				Ⓞ OM900.912; 4kW	8EA 749 553-001	Starter 403
				Ⓞ OM900.918; Manufacturer Restriction: Delco Remy; 4kW	8EA 749 553-001	Starter 403
				Ⓞ OM904.922; Manufacturer Restriction: Delco Remy; 4kW	8EA 749 553-001	Starter 403
816, 816 L	115 kW		10/04→	Ⓞ OM900.912; 4kW	8EA 737 540-001	Starter 400
818 K	130 kW		10/04→	02/06→; Ⓞ OM900.913; 4kW	8EA 737 540-001	Starter 400
				Ⓞ OM900.913; Manufacturer Restriction: Bosch; 4kW	8EA 737 540-001	Starter 400
				Ⓞ OM900.919; Manufacturer Restriction: Bosch; 4kW	8EA 737 540-001	Starter 400
				02/06→; Ⓞ OM900.913; Manufacturer Restriction: Delco Remy; 4kW	8EA 749 553-001	Starter 403
				Ⓞ OM900.919; Manufacturer Restriction: Delco Remy; 4kW	8EA 749 553-001	Starter 403
916 K	115 kW		10/04→	Ⓞ OM900.912; 4kW	8EA 737 540-001	Starter 400
				Ⓞ OM900.918; Manufacturer Restriction: Bosch; 4kW	8EA 737 540-001	Starter 400
				Ⓞ OM900.918; Manufacturer Restriction: Delco Remy; 4kW	8EA 749 553-001	Starter 403

Manufacturer - Model	Power	Displ.	Year of Constr.	Remark	Part Number	Page
MERCEDES-BENZ - ATEGO 2						10/04→
918, 918 L	130 kW		10/04→	⊗ OM900.919; Manufacturer Restriction: Bosch; 4kW	8EA 737 540-001	Starter 400
918 K	130 kW		10/04→	⊗ OM900.919; Manufacturer Restriction: Delco Remy; 4kW	8EA 749 553-001	Starter 403
924 K	175 kW		10/04→	⊗ OM902.916; Manufacturer Restriction: Bosch; 4kW	8EA 737 540-001	Starter 400
				⊗ OM902.916; Manufacturer Restriction: Delco Remy; 4kW	8EA 749 553-001	Starter 403
MERCEDES-BENZ - ATEGO						01/98→10/04
1017, 1017 L	125 kW		01/98→10/04	⊗ OM904.911; Manufacturer Restriction: Bosch; 4kW	8EA 737 540-001	Starter 400
1017 A	125 kW		01/98→10/04			
1017 AK	125 kW		01/98→10/04	⊗ OM904.911; Manufacturer Restriction: Delco Remy; 4kW	8EA 749 553-001	Starter 403
1017 K	125 kW		01/98→10/04			
1217, 1217 L	125 kW		01/98→10/04			
1217 K	125 kW		01/98→10/04			
1217 KO	125 kW		01/98→10/04			
1317, 1317 L	125 kW		01/98→10/04			
1317 A	125 kW		01/98→10/04			
1317 AK	125 - 130 kW		01/98→10/04			
1317 K	125 kW		01/98→10/04			
1517, 1517 L	125 kW		01/98→10/04			
1517 A	125 kW		01/98→10/04			
1517 K	125 kW		01/98→10/04			
817, 817 L	125 kW		01/98→10/04			
817 K	125 kW		01/98→10/04			
917, 917 L	125 kW		01/98→10/04			
917 AF	125 - 128 kW		01/98→10/04			
917 K	125 kW		01/98→10/04			
1017 KO, 1018 KO	125 - 130 kW		01/98→10/04	⊗ OM904.911; Manufacturer Restriction: Bosch; 4kW	8EA 737 540-001	Starter 400
				⊗ OM904.917; 4kW	8EA 737 540-001	Starter 400
				⊗ OM904.911; 4kW	8EA 737 540-001	Starter 400
				⊗ OM900.913; Manufacturer Restriction: Bosch; 4kW	8EA 737 540-001	Starter 400
				⊗ OM900.913; Manufacturer Restriction: Delco Remy; 4kW	8EA 749 553-001	Starter 403
				⊗ OM904.911; Manufacturer Restriction: Delco Remy; 4kW	8EA 749 553-001	Starter 403
1023, 1023 L	170 kW		01/98→10/04	⊗ OM906.910; Manufacturer Restriction: Bosch; 4kW	8EA 737 540-001	Starter 400
1223, 1223 L	170 kW		01/98→10/04			
1323, 1323 L	170 kW		01/98→10/04	⊗ OM906.910; Manufacturer Restriction: Delco Remy; 4kW	8EA 749 553-001	Starter 403
1323 KO, 1323 LKO	170 kW		01/98→10/04			
1323 LS	170 kW		01/98→10/04			
1523, 1523 L	170 kW		01/98→10/04			
1523 A	170 kW		01/98→10/04			
1523 AK	170 kW		01/98→10/04			
1523 K	170 kW		01/98→10/04			
1523 KO	170 kW		01/98→10/04			
823, 823 L	170 kW		01/98→10/04			
823 K	170 kW		01/98→10/04			
923, 923 L	170 kW		01/98→10/04			
923 K	170 kW		01/98→10/04			
1023 AK	170 kW		01/98→10/04	⊗ OM906.910; 4kW	8EA 737 540-001	Starter 400
1223 K	170 kW		01/98→09/04	⊗ OM906.915; 4kW	8EA 737 540-001	Starter 400
1323 AK	170 kW		01/98→09/04			
1323 K	170 kW		01/98→09/04			
1214, 1214 L	100 kW		01/98→10/04	⊗ OM904.916; 4kW	8EA 737 540-001	Starter 400
				⊗ OM904.910; 4kW	8EA 737 540-001	Starter 400
				⊗ OM904.916; 4kW	8EA 749 553-001	Starter 403
				⊗ OM904.910; 4kW	8EA 749 553-001	Starter 403
1214 K	100 kW		01/98→10/04	⊗ OM904.916; 4kW	8EA 737 540-001	Starter 400
714 K	100 kW		01/98→10/04	⊗ OM904.910; 4kW	8EA 737 540-001	Starter 400
1215, 1215 L	112 kW		01/98→10/04	⊗ OM904.922; Manufacturer Restriction: Bosch; 4kW	8EA 737 540-001	Starter 400
1215 K	112 kW		01/98→10/04			
715, 715 L	112 kW		01/98→10/04	⊗ OM904.922; Manufacturer Restriction: Delco Remy; 4kW	8EA 749 553-001	Starter 403
815, 815 L	112 kW		01/98→10/04			
815, 815 L	112 kW		01/98→10/04			
815 F	112 - 115 kW		01/98→10/04			
1225 AF	180 kW		01/98→10/04	⊗ OM906.919; Manufacturer Restriction: Bosch; 4kW	8EA 737 540-001	Starter 400
1225 F	180 kW		01/98→10/04			
1325 AF	180 kW		01/98→10/04	⊗ OM906.919; Manufacturer Restriction: Delco Remy; 4kW	8EA 749 553-001	Starter 403
1325 F	180 kW		01/98→10/04			
1525 AF	180 kW		01/98→10/04			

Manufacturer - Model	Power	Displ.	Year of Constr.	Remark	Part Number	Page
MERCEDES-BENZ - ATEGO						01/98→10/04
1228, 1228 L	205 kW		01/98→10/04	⊕ OM906.911; Manufacturer Restriction: Bosch; 4kW	8EA 737 540-001	Starter 400
1328, 1328 L	205 kW		01/98→10/04			
1328 AF	205 kW		01/98→10/04	⊕ OM906.911; Manufacturer Restriction: Delco Remy; 4kW	8EA 749 553-001	Starter 403
1328 F	205 kW		01/98→10/04			
1328 LS	205 kW		01/98→10/04			
1528, 1528 L	205 kW		01/98→10/04			
1528 AF	205 kW		01/98→10/04			
1528 F	205 kW		01/98→10/04			
1317 KO, 1317 LKO, 1318 KO, 1318 LKO	125 - 130 kW		01/98→10/04	⊕ OM904.911; Manufacturer Restriction: Bosch; 4kW	8EA 737 540-001	Starter 400
				⊕ OM900.913; Manufacturer Restriction: Bosch; 4kW	8EA 737 540-001	Starter 400
				⊕ OM900.913; Manufacturer Restriction: Delco Remy; 4kW	8EA 749 553-001	Starter 403
				⊕ OM904.911; Manufacturer Restriction: Delco Remy; 4kW	8EA 749 553-001	Starter 403
1517 AK	125 kW		01/98→10/04	⊕ OM904.917; 4kW	8EA 737 540-001	Starter 400
				⊕ OM904.911; 4kW	8EA 737 540-001	Starter 400
1528 AK	205 kW		01/98→09/04	⊕ OM906.911; 4kW	8EA 737 540-001	Starter 400
1528 K	205 kW		01/98→09/04	⊕ OM906.916; 4kW	8EA 737 540-001	Starter 400
1823, 1823 L	170 kW		01/98→10/04	01/98→; →09/04; ⊕ OM906.920; Manufacturer Restriction: Bosch; 4kW	8EA 737 540-001	Starter 400
				01/98→; →09/04; ⊕ OM906.920; Manufacturer Restriction: Delco Remy; 4kW	8EA 749 553-001	Starter 403
1823 AK	170 kW		04/98→10/04	05/98→; →09/04; ⊕ OM906.922; Manufacturer Restriction: Bosch; 4kW	8EA 737 540-001	Starter 400
				05/98→; →09/04; ⊕ OM906.922; Manufacturer Restriction: Delco Remy; 4kW	8EA 749 553-001	Starter 403
1823 K	170 kW		04/98→10/04	05/98→; →09/04; ⊕ OM906.920; Manufacturer Restriction: Bosch; 4kW	8EA 737 540-001	Starter 400
1823 LS	170 kW		04/98→10/04			
2523 L	170 kW		04/98→10/04	05/98→; →09/04; ⊕ OM906.920; Manufacturer Restriction: Delco Remy; 4kW	8EA 749 553-001	Starter 403
1828, 1828 L	205 kW		04/98→10/04	05/98→; →09/04; ⊕ OM906.921; Manufacturer Restriction: Bosch; 4kW	8EA 737 540-001	Starter 400
1828 K	205 kW		04/98→10/04			
1828 LS	205 kW		04/98→10/04	05/98→; →09/04; ⊕ OM906.921; Manufacturer Restriction: Delco Remy; 4kW	8EA 749 553-001	Starter 403
2528 L	205 kW		04/98→10/04			
2628	205 kW		04/98→10/04			
2628 B	205 kW		04/98→10/04			
2628 K	205 kW		04/98→10/04			
1828 A	205 kW		04/98→10/04	05/98→; →09/04; ⊕ OM906.923; Manufacturer Restriction: Bosch; 4kW	8EA 737 540-001	Starter 400
1828 AK	205 kW		04/98→10/04	05/98→; →09/04; ⊕ OM906.923; Manufacturer Restriction: Delco Remy; 4kW	8EA 749 553-001	Starter 403
712	90 kW		01/98→10/04	⊕ OM904.909; Manufacturer Restriction: Bosch; 4kW	8EA 737 540-001	Starter 400
812	90 kW		01/98→10/04	⊕ OM904.909; Manufacturer Restriction: Delco Remy; 4kW	8EA 749 553-001	Starter 403
714, 714 L	100 kW		01/98→10/04	09/00→; →10/04; ⊕ OM904.916; 4kW	8EA 737 540-001	Starter 400
				⊕ OM904.910; Manufacturer Restriction: Bosch; 4kW	8EA 737 540-001	Starter 400
				⊕ OM904.910; Manufacturer Restriction: Delco Remy; 4kW	8EA 749 553-001	Starter 403
717, 717 L	125 kW		01/98→10/04	⊕ OM904.911; Manufacturer Restriction: Bosch; 4kW	8EA 737 540-001	Starter 400
				09/00→; →10/04; ⊕ OM904.917; 4kW	8EA 737 540-001	Starter 400
				⊕ OM904.911; Manufacturer Restriction: Delco Remy; 4kW	8EA 749 553-001	Starter 403
717 K	125 kW		01/98→10/04	⊕ OM904.911; Manufacturer Restriction: Bosch; 4kW	8EA 737 540-001	Starter 400
				⊕ OM904.917; Manufacturer Restriction: Bosch; 4kW	8EA 737 540-001	Starter 400
				⊕ OM904.917; Manufacturer Restriction: Delco Remy; 4kW	8EA 749 553-001	Starter 403
				⊕ OM904.911; Manufacturer Restriction: Delco Remy; 4kW	8EA 749 553-001	Starter 403
814 K	100 kW		01/98→10/04	⊕ OM904.916; Manufacturer Restriction: Bosch; 4kW	8EA 737 540-001	Starter 400
				⊕ OM904.910; Manufacturer Restriction: Bosch; 4kW	8EA 737 540-001	Starter 400
				⊕ OM904.910; Manufacturer Restriction: Delco Remy; 4kW	8EA 749 553-001	Starter 403
				⊕ OM904.916; Manufacturer Restriction: Delco Remy; 4kW	8EA 749 553-001	Starter 403
815 K	112 kW		01/98→10/04	⊕ OM906.922; Manufacturer Restriction: Bosch; 4kW	8EA 737 540-001	Starter 400
				⊕ OM904.922; Manufacturer Restriction: Bosch; 4kW	8EA 737 540-001	Starter 400
				⊕ OM904.922; Manufacturer Restriction: Delco Remy; 4kW	8EA 749 553-001	Starter 403
				⊕ OM906.922; Manufacturer Restriction: Delco Remy; 4kW	8EA 749 553-001	Starter 403

Manufacturer - Model	Power	Displ.	Year of Constr.	Remark	Part Number	Page	
MERCEDES-BENZ - AXOR 2						10/04→	
1823, 1823 L, 1824, 1824 L, LL	170 - 175 kW		10/04→	☺ OM906.920; 4kW	8EA 737 540-001	Starter 400	
				☺ OM902.913; 4kW	8EA 737 540-001	Starter 400	
1823 AK, 1824 AK 1823 K, 1823 KL, 1824 K	170 - 175 kW		10/04→	09/06→; ☺ OM902.913; 4kW	8EA 737 540-001	Starter 400	
	170 - 175 kW		10/04→				
1826 AK 1826 K	188 kW		10/04→	09/06→; ☺ OM902.914; 4kW	8EA 737 540-001	Starter 400	
	188 kW		10/04→				
1828, 1828 L, 1829, 1829 L, LL	205 - 210 kW		10/04→	☺ OM906.926; 4kW	8EA 737 540-001	Starter 400	
				☺ OM902.915; 4kW	8EA 737 540-001	Starter 400	
				10/04→; →08/06; ☺ OM906.921; 4kW	8EA 737 540-001	Starter 400	
1828 A, 1829 A 1828 AK, 1829 AK	205 - 210 kW		10/04→	☺ OM902.932; 4kW	8EA 737 540-001	Starter 400	
	205 - 210 kW		10/04→				
	205 - 210 kW		10/04→				
1828 K, 1828 KL, 1829 K 2528 L, 2529 L 2628 K, 2629 K	205 - 210 kW		10/04→	☺ OM906.928; 4kW	8EA 737 540-001	Starter 400	
	205 - 210 kW		10/04→				
	205 - 210 kW		10/04→				
	205 - 210 kW		10/04→				
1829 LS	210 kW		10/04→	☺ OM906.923; 4kW	8EA 737 540-001	Starter 400	
				☺ OM902.915; 4kW	8EA 737 540-001	Starter 400	
				☺ OM902.915; 4kW	8EA 737 540-001	Starter 400	
1833, 1833 L, LL	240 kW		10/04→	☺ OM926.913; 4kW	8EA 737 540-001	Starter 400	
1833 A 1833 K 2633 B 2633 K	240 kW		10/04→	10/04→; →08/06; ☺ OM926.913; 4kW	8EA 737 540-001	Starter 400	
							10/04→
							10/04→
							10/04→
							10/04→
1833 AK	240 kW		10/04→	09/06→; ☺ OM926.913; 4kW	8EA 737 540-001	Starter 400	
2533, 2533 L	240 kW		10/04→	☺ OM926.913; 4kW	8EA 737 540-001	Starter 400	
				☺ OM926.919; 4kW	8EA 737 540-001	Starter 400	
				☺ OM926.945; 4kW	8EA 737 540-001	Starter 400	
				☺ OM926.921; 4kW	8EA 737 540-001	Starter 400	
				☺ OM926.990; 4kW	8EA 737 540-001	Starter 400	
2628, 2629	205 - 210 kW		10/04→	☺ OM906.928; 4kW	8EA 737 540-001	Starter 400	
				☺ OM902.915; 4kW	8EA 737 540-001	Starter 400	
				☺ OM906.921; 4kW	8EA 737 540-001	Starter 400	
2628 B, 2629 B	205 - 210 kW		10/04→	☺ OM906.926; 4kW	8EA 737 540-001	Starter 400	
				09/06→; ☺ OM902.915; 4kW	8EA 737 540-001	Starter 400	
				☺ OM906.921; 4kW	8EA 737 540-001	Starter 400	
				10/04→; →09/06; ☺ OM906.921; 4kW	8EA 737 540-001	Starter 400	
2636 B 2636 K 3240	265 kW		10/04→	☺ OM457.948; Manufacturer Restriction: Bosch; 6.2kW	8EA 738 038-001	Starter 401	
	265 kW		10/04→				
	295 kW		03/05→				
	295 kW		03/05→				
2640 B 2640 K 2643 B 2643 K 3236 B 3236 K 3240 B 3240 K 3243 B 3243 K 3343 B	295 kW		10/04→	☺ OM457.937; Manufacturer Restriction: Bosch; 6.2kW	8EA 738 038-001	Starter 401	
	295 kW		10/04→				
	315 kW		10/04→				
	315 kW		10/04→				
3236 B 3236 K 3240 B 3240 K 3243 B 3243 K 3343 B	265 kW		10/04→	☺ OM457.956; Manufacturer Restriction: Mitsubishi; 6.2kW	8EA 738 259-231	Starter 402	
	265 kW		10/04→				
	295 kW		10/04→				
	295 kW		10/04→				
3240 B 3240 K 3243 B 3243 K 3343 B	295 kW		10/04→	☺ OM457.957; Manufacturer Restriction: Mitsubishi; 6.2kW	8EA 738 259-231	Starter 402	
	295 kW		10/04→				
	315 kW		10/04→				
	315 kW		10/04→				
3243	315 kW		10/04→	03/05→; ☺ OM457.948; Manufacturer Restriction: Bosch; 6.2kW	8EA 738 038-001	Starter 401	
				03/05→; ☺ OM457.948; Manufacturer Restriction: Mitsubishi; 6.2kW	8EA 738 259-231	Starter 402	
3340 K	295 kW		10/04→	☺ OM457.937; 5.4kW	8EA 726 022-001	Starter 395	
				☺ OM457.956; Manufacturer Restriction: Bosch; 6.2kW	8EA 738 038-001	Starter 401	
				☺ OM457.948; Manufacturer Restriction: Bosch; 6.2kW	8EA 738 038-001	Starter 401	
				☺ OM457.937; Manufacturer Restriction: Bosch; 6.2kW	8EA 738 038-001	Starter 401	
				☺ OM457.957; Manufacturer Restriction: Bosch; 6.2kW	8EA 738 038-001	Starter 401	
				☺ OM457.937; 6.2kW	8EA 738 223-001	Starter 402	
				☺ OM457.937; Manufacturer Restriction: Mitsubishi; 6.2kW	8EA 738 259-231	Starter 402	
				☺ OM457.948; Manufacturer Restriction: Mitsubishi; 6.2kW	8EA 738 259-231	Starter 402	
				☺ OM457.957; Manufacturer Restriction: Mitsubishi; 6.2kW	8EA 738 259-231	Starter 402	
				☺ OM457.937; 6.2kW	8EA 738 259-231	Starter 402	

Manufacturer - Model	Power	Displ.	Year of Constr.	Remark	Part Number	Page
MERCEDES-BENZ - AXOR 2						10/04→
3340 K	295 kW		10/04→	⊕ OM457.956; Manufacturer Restriction: Mitsubishi; 6.2kW	8EA 738 259-231 Starter 402	
MERCEDES-BENZ - AXOR						01/02→10/04
1823	170 kW		01/02→10/04	⊕ OM906.920; 4kW	8EA 737 540-001 Starter 400	
1823 K	170 kW		01/02→10/04			
2523	170 kW		01/02→10/04			
2523 K	170 kW		01/02→10/04			
1835 LS	260 kW		01/02→10/04	⊕ OM457.937; Manufacturer Restriction: Bosch; 6.2kW	8EA 738 038-001 Starter 401	
1840 LS	295 kW		01/02→10/04			
1843 LS	315 kW		01/02→10/04	⊕ OM457.937; Manufacturer Restriction: Mitsubishi; 6.2kW	8EA 738 259-231 Starter 402	
2528	205 kW		01/02→10/04	⊕ OM906.921; 4kW	8EA 737 540-001 Starter 400	
2628 L	205 kW		01/02→10/04			
MERCEDES-BENZ - CITARO (O 530)						01/98→
Citaro G	185 kW		01/98→	01/99→; -09/04; ⊕ OM457.935; 6.2kW	8EA 738 223-001 Starter 402	
Citaro G	205 kW		01/99→	01/99→; -09/04; ⊕ OM909.921; Manufacturer Restriction: Bosch; 4kW	8EA 737 540-001 Starter 400	
				01/99→; -09/04; ⊕ OM906.960; Manufacturer Restriction: Bosch; 4kW	8EA 737 540-001 Starter 400	
				01/99→; -09/04; ⊕ OM906.930; Manufacturer Restriction: Bosch; 4kW	8EA 737 540-001 Starter 400	
				01/99→; -09/04; ⊕ OM906.961; 4kW	8EA 737 540-001 Starter 400	
				01/99→; -09/04; ⊕ OM909.901; Manufacturer Restriction: Bosch; 4kW	8EA 737 540-001 Starter 400	
				01/99→; -09/04; ⊕ OM906.930; Manufacturer Restriction: Delco Remy; 4kW	8EA 749 553-001 Starter 403	
				01/99→; -09/04; ⊕ OM906.960; Manufacturer Restriction: Delco Remy; 4kW	8EA 749 553-001 Starter 403	
				01/99→; -09/04; ⊕ OM909.901; Manufacturer Restriction: Delco Remy; 4kW	8EA 749 553-001 Starter 403	
				01/99→; -09/04; ⊕ OM909.921; Manufacturer Restriction: Delco Remy; 4kW	8EA 749 553-001 Starter 403	
Citaro GNG	240 kW		04/00→	⊕ M476.930; 6kW	8EA 726 025-001 Starter 396	
Citaro N	205 kW		01/99→	01/99→; -09/04; ⊕ OM909.901; 4kW	8EA 737 540-001 Starter 400	
				⊕ OM906.960; 4kW	8EA 737 540-001 Starter 400	
				01/99→; -09/04; ⊕ OM909.921; 4kW	8EA 737 540-001 Starter 400	
				01/99→; -09/04; ⊕ OM906.930; Manufacturer Restriction: Bosch; 4kW	8EA 737 540-001 Starter 400	
				01/99→; -09/04; ⊕ OM906.930; Manufacturer Restriction: Delco Remy; 4kW	8EA 749 553-001 Starter 403	
Citaro N	170 kW		01/98→	⊕ OM906.931; Manufacturer Restriction: Bosch; 4kW	8EA 737 540-001 Starter 400	
				⊕ OM906.931; Manufacturer Restriction: Delco Remy; 4kW	8EA 749 553-001 Starter 403	
Citaro N	180 kW		04/99→	04/00→; ⊕ OM906.962; 4kW	8EA 737 540-001 Starter 400	
				⊕ OM906.963; 4kW	8EA 737 540-001 Starter 400	
Citaro N	185 kW		01/98→	⊕ OM457.942; 6.2kW	8EA 738 223-001 Starter 402	
Citaro N, Citaro MUE	260 kW		01/98→			
Citaro N	205 kW		01/98→	01/98→; -09/04; ⊕ OM906.930; Manufacturer Restriction: Bosch; 4kW	8EA 737 540-001 Starter 400	
				01/98→; -09/04; ⊕ OM906.930; Manufacturer Restriction: Delco Remy; 4kW	8EA 749 553-001 Starter 403	
Citaro N, Citaro MUE	220 kW		01/98→	⊕ OM457.942; 6kW	8EA 726 025-001 Starter 396	
				01/98→; -09/04; ⊕ OM457.934; 6kW	8EA 726 025-001 Starter 396	
				01/98→; -09/04; ⊕ OM457.934; 6.2kW	8EA 738 223-001 Starter 402	
				⊕ OM457.942; 6.2kW	8EA 738 223-001 Starter 402	
Citaro N	185 kW		06/00→	⊕ M476.932; 6kW	8EA 726 025-001 Starter 396	
				⊕ M476.934; 6kW	8EA 726 025-001 Starter 396	
				⊕ M476.933; 6kW	8EA 726 025-001 Starter 396	
				⊕ M476.933; 6.2kW	8EA 738 223-001 Starter 402	
				⊕ M476.934; 6.2kW	8EA 738 223-001 Starter 402	
Citaro NG	240 kW		04/00→	⊕ M476.930; 6kW	8EA 726 025-001 Starter 396	
				⊕ M476.934; 6kW	8EA 726 025-001 Starter 396	
				⊕ M476.933; 6kW	8EA 726 025-001 Starter 396	
				⊕ M476.933; 6.2kW	8EA 738 223-001 Starter 402	
				⊕ M476.934; 6.2kW	8EA 738 223-001 Starter 402	
MERCEDES-BENZ - CITO (O 520)						06/99→
177 kW	130 kW		06/99→	⊕ OM904.942; Manufacturer Restriction: Bosch; 4kW	8EA 737 540-001 Starter 400	
				⊕ OM904.942; Manufacturer Restriction: Delco Remy; 4kW	8EA 749 553-001 Starter 403	

Manufacturer - Model	Power	Displ.	Year of Constr.	Remark	Part Number	Page
MERCEDES-BENZ - CONECTO (O 345)						11/01→
CONECTO C, H, M, UE	185 kW		11/01→	⊖ OM457.942; 6.2kW	8EA 738 223-001	Starter 402
CONECTO C, H, M, UE	220 kW		11/01→			
CONECTO C, H, M, UE	260 kW		11/01→			
CONECTO C, H, UE	205 kW		11/01→	⊖ OM906.960; Manufacturer Restriction: Bosch; 4kW	8EA 737 540-001	Starter 400
				⊖ OM906.960; Manufacturer Restriction: Delco Remy; 4kW	8EA 749 553-001	Starter 403
MERCEDES-BENZ - ECONIC						01/98→
1823 L, 1823 LL	170 kW		03/98→	03/98→; -03/01; ⊖ OM906.940; Manufacturer Restriction: Bosch; 4kW	8EA 737 540-001	Starter 400
				03/98→; -03/01; ⊖ OM906.940; Manufacturer Restriction: Delco Remy; 4kW	8EA 749 553-001	Starter 403
1828 L	205 kW		10/00→	⊖ M906.900; 4kW	8EA 737 540-001	Starter 400
2628 L	205 kW		10/00→			
2628 L	205 kW		10/01→			
1828 L, 1828 LL	205 kW			09/06→; ⊖ M902.903; 4kW	8EA 737 540-001	Starter 400
				09/06→; ⊖ M902.900; 4kW	8EA 737 540-001	Starter 400
1828 L, 1828 LL	205 kW		03/98→	03/98→; -03/01; ⊖ OM906.941; Manufacturer Restriction: Bosch; 4kW	8EA 737 540-001	Starter 400
2628 LL	205 kW		03/98→			
				03/98→; -03/01; ⊖ OM906.941; Manufacturer Restriction: Delco Remy; 4kW	8EA 749 553-001	Starter 403
1833 LS	240 kW		10/07→	⊖ OM926.934; 4kW	8EA 737 540-001	Starter 400
2628 LL	205 kW		01/98→	01/98→; -03/01; ⊖ OM906.952; Manufacturer Restriction: Bosch; 4kW	8EA 737 540-001	Starter 400
				01/98→; -03/01; ⊖ OM906.941; Manufacturer Restriction: Bosch; 4kW	8EA 737 540-001	Starter 400
				01/98→; -03/01; ⊖ OM906.952; Manufacturer Restriction: Delco Remy; 4kW	8EA 749 553-001	Starter 403
				01/98→; -03/01; ⊖ OM906.941; Manufacturer Restriction: Delco Remy; 4kW	8EA 749 553-001	Starter 403
2633 L	240 kW		10/01→	⊖ OM926.934; 4kW	8EA 737 540-001	Starter 400
				⊖ OM926.921; 4kW	8EA 737 540-001	Starter 400
2633 LL	240 kW			03/00→; 4kW	8EA 737 540-001	Starter 400
MERCEDES-BENZ - INTEGRO (O 550)						01/06→
Integro, Integro M	220 kW		01/06→	⊖ OM457.952; 6.2kW	8EA 738 259-231	Starter 402
Integro, Integro M	260 kW		01/06→			
Integro L	260 kW		01/06→			
Integro L	300 kW		01/06→			
MERCEDES-BENZ - LK/LN2						01/84→12/98
1114,1114 L	95 - 100 kW		01/84→12/98	03/84→; -02/93; ⊖ OM366.907; 4kW	8EA 725 973-001	Starter 393
				02/92→; -12/99; ⊖ OM356.904; 4kW	8EA 725 973-001	Starter 393
				03/84→; -02/93; ⊖ OM366.914; 4kW	8EA 725 973-001	Starter 393
				03/84→; -02/93; ⊖ OM356.930; 4kW	8EA 725 973-001	Starter 393
				03/84→; -02/93; ⊖ OM356.930; 4kW	8EA 738 092-001	Starter 402
				02/92→; -12/99; ⊖ OM356.904; 4kW	8EA 738 092-001	Starter 402
				03/84→; -02/93; ⊖ OM366.907; 4kW	8EA 738 092-001	Starter 402
				03/84→; -02/93; ⊖ OM366.914; 4kW	8EA 738 092-001	Starter 402
1114 A	96 - 102 kW		02/87→12/98	02/87→; -02/93; ⊖ OM366.935; 4kW	8EA 738 092-001	Starter 402
				02/87→; -02/93; ⊖ OM366.931; 4kW	8EA 738 092-001	Starter 402
1114 AK	95 - 100 kW		02/87→12/98	02/92→; -12/99; ⊖ OM356.903; 4kW	8EA 725 973-001	Starter 393
				02/87→; -02/93; ⊖ OM366.918; 4kW	8EA 725 973-001	Starter 393
				02/92→; -12/99; ⊖ OM356.903; 4kW	8EA 738 092-001	Starter 402
				02/87→; -02/93; ⊖ OM366.918; 4kW	8EA 738 092-001	Starter 402
1114 K	95 - 100 kW		03/84→12/98	02/92→; -12/99; ⊖ OM356.904; 4kW	8EA 725 973-001	Starter 393
				03/84→; -02/93; ⊖ OM366.914; 4kW	8EA 725 973-001	Starter 393
				03/84→; -02/93; ⊖ OM366.907; 4kW	8EA 725 973-001	Starter 393
				02/92→; -12/99; ⊖ OM356.904; 4kW	8EA 738 092-001	Starter 402
				03/84→; -02/93; ⊖ OM366.914; 4kW	8EA 738 092-001	Starter 402
				03/84→; -02/93; ⊖ OM366.907; 4kW	8EA 738 092-001	Starter 402
1114 S	95 - 100 kW		03/84→12/98	02/92→; -12/99; ⊖ OM356.904; 4kW	8EA 725 973-001	Starter 393
				10/84→; -02/93; ⊖ OM366.914; 4kW	8EA 725 973-001	Starter 393
				03/84→; -02/93; ⊖ OM366.907; 4kW	8EA 725 973-001	Starter 393
				02/92→; -12/99; ⊖ OM356.904; 4kW	8EA 738 092-001	Starter 402
				10/84→; -02/93; ⊖ OM366.914; 4kW	8EA 738 092-001	Starter 402
				03/84→; -02/93; ⊖ OM366.907; 4kW	8EA 738 092-001	Starter 402
1117,1117 L	116 - 125 kW		01/84→12/98	03/84→; -12/99; ⊖ OM357.918; 4kW	8EA 725 973-001	Starter 393
				07/86→; -02/93; ⊖ OM366.970; 4kW	8EA 725 973-001	Starter 393
				04/84→; -12/92; ⊖ OM366.953; 4kW	8EA 725 973-001	Starter 393
				03/94→; -12/99; ⊖ OM357.901; 4kW	8EA 725 973-001	Starter 393
				04/84→; -12/92; ⊖ OM366.962; 4kW	8EA 725 973-001	Starter 393

Manufacturer - Model	Power	Displ.	Year of Constr.	Remark	Part Number	Page
MERCEDES-BENZ - LK/LN2					01/84→12/98	
1117,1117 L	116 - 125 kW		01/84→12/98	02/92→; -12/99; ⚡ OM366.941; 4kW	8EA 725 973-001	Starter 393
				02/92→; -12/99; ⚡ OM366.941; 4kW	8EA 738 092-001	Starter 402
				03/94→; -12/99; ⚡ OM357.918; 4kW	8EA 738 092-001	Starter 402
				04/84→; -12/92; ⚡ OM366.962; 4kW	8EA 738 092-001	Starter 402
				03/94→; -12/99; ⚡ OM357.901; 4kW	8EA 738 092-001	Starter 402
				07/86→; -02/93; ⚡ OM366.970; 4kW	8EA 738 092-001	Starter 402
				04/84→; -12/92; ⚡ OM366.953; 4kW	8EA 738 092-001	Starter 402
1117,1117 L	125 kW		03/96→12/98	⚡ OM904.907; Manufacturer Restriction: Bosch; 4kW	8EA 737 540-001	Starter 400
1117 K	125 kW		03/96→12/98			
1117 LO	125 kW		03/96→12/98			
1117 S	125 kW		03/96→12/98	⚡ OM904.907; Manufacturer Restriction: Delco Remy; 4kW	8EA 749 553-001	Starter 403
1317,1317 L	125 kW		03/96→12/98			
1317 K	125 kW		03/96→12/98			
1317 KO	125 kW		03/96→12/98			
1317 LS	125 kW		03/96→12/98			
1517,1517 L	125 kW		03/96→12/98			
1517 K	125 kW		03/96→12/98			
817,817 L	125 kW		03/96→12/98			
817 F	125 kW		03/96→12/98			
817 K	125 kW		03/96→12/98			
817 LO	125 kW		03/96→12/98			
817 S,817 LS	125 kW		03/96→12/98			
917	125 kW		03/96→12/98			
917 K	125 kW		03/96→12/98			
917 KO	125 kW		03/96→12/98			
1117 A	116 - 125 kW		06/87→12/98	02/92→; -12/99; ⚡ OM356.947; 4kW	8EA 725 973-001	Starter 393
				03/94→; -12/99; ⚡ OM357.906; 4kW	8EA 725 973-001	Starter 393
				09/88→; -02/93; ⚡ OM366.975; 4kW	8EA 725 973-001	Starter 393
				09/88→; -02/93; ⚡ OM366.976; 4kW	8EA 725 973-001	Starter 393
				02/92→; -12/99; ⚡ OM356.947; 4kW	8EA 738 092-001	Starter 402
				⚡ OM356.959; 4kW	8EA 738 092-001	Starter 402
				09/88→; -02/93; ⚡ OM366.976; 4kW	8EA 738 092-001	Starter 402
				06/87→; -12/92; ⚡ OM366.966; 4kW	8EA 738 092-001	Starter 402
				03/94→; -12/99; ⚡ OM357.906; 4kW	8EA 738 092-001	Starter 402
				09/88→; -02/93; ⚡ OM366.975; 4kW	8EA 738 092-001	Starter 402
				03/94→; -12/98; ⚡ OM357.907; 4kW	8EA 738 092-001	Starter 402
1117 AK	125 kW		04/84→12/98	03/94→; -12/98; ⚡ OM357.902; 4kW	8EA 738 092-001	Starter 402
				03/94→; -12/98; ⚡ OM357.906; 4kW	8EA 738 092-001	Starter 402
				03/94→; -12/98; ⚡ OM357.906; 4kW	8EA 738 092-001	Starter 402
1117 K	116 - 125 kW		04/84→12/98	04/84→; -12/92; ⚡ OM366.962; 4kW	8EA 725 973-001	Starter 393
				04/84→; -12/92; ⚡ OM366.953; 4kW	8EA 725 973-001	Starter 393
				02/92→; -12/99; ⚡ OM366.941; 4kW	8EA 725 973-001	Starter 393
				07/86→; -02/93; ⚡ OM357.901; 4kW	8EA 725 973-001	Starter 393
				02/92→; -12/99; ⚡ OM366.941; 4kW	8EA 738 092-001	Starter 402
				04/84→; -12/92; ⚡ OM366.962; 4kW	8EA 738 092-001	Starter 402
				07/86→; -02/93; ⚡ OM357.901; 4kW	8EA 738 092-001	Starter 402
				04/84→; -12/92; ⚡ OM366.953; 4kW	8EA 738 092-001	Starter 402
				03/93→; -12/99; ⚡ OM356.949; 4kW	8EA 725 973-001	Starter 393
				03/93→; -12/99; ⚡ OM357.919; 4kW	8EA 725 973-001	Starter 393
1117 O,1117 LO	116 - 125 kW		01/84→12/98	03/93→; -12/99; ⚡ OM366.971; 4kW	8EA 725 973-001	Starter 393
				03/93→; -12/99; ⚡ OM357.919; 4kW	8EA 738 092-001	Starter 402
				03/93→; -12/99; ⚡ OM356.949; 4kW	8EA 738 092-001	Starter 402
				03/93→; -12/99; ⚡ OM366.971; 4kW	8EA 738 092-001	Starter 402
				03/94→; -12/99; ⚡ OM357.918; 4kW	8EA 725 973-001	Starter 393
				03/84→; -12/92; ⚡ OM366.953; 4kW	8EA 725 973-001	Starter 393
1117 S,1117 LS	116 - 125 kW		01/84→12/98	10/84→; -12/92; ⚡ OM366.962; 4kW	8EA 725 973-001	Starter 393
				03/94→; -12/99; ⚡ OM357.901; 4kW	8EA 725 973-001	Starter 393
				02/92→; -12/99; ⚡ OM366.941; 4kW	8EA 725 973-001	Starter 393
				10/84→; -12/92; ⚡ OM366.962; 4kW	8EA 738 092-001	Starter 402
				03/94→; -12/99; ⚡ OM357.918; 4kW	8EA 738 092-001	Starter 402
				03/94→; -12/99; ⚡ OM357.901; 4kW	8EA 738 092-001	Starter 402
				03/84→; -12/92; ⚡ OM366.953; 4kW	8EA 738 092-001	Starter 402
				02/92→; -12/99; ⚡ OM366.941; 4kW	8EA 738 092-001	Starter 402
				06/84→; -12/99; ⚡ OM357.927; 4kW	8EA 725 973-001	Starter 393
				06/94→; -12/99; ⚡ OM357.932; 4kW	8EA 725 973-001	Starter 393
				06/94→; -12/99; ⚡ OM357.920; 4kW	8EA 725 973-001	Starter 393
				02/92→; -12/98; ⚡ OM356.986; 4kW	8EA 725 973-001	Starter 393
				06/84→; -02/93; ⚡ OM366.988; 4kW	8EA 725 973-001	Starter 393
06/94→; -12/99; ⚡ OM357.920; 4kW	8EA 738 092-001	Starter 402				
02/92→; -12/98; ⚡ OM356.986; 4kW	8EA 738 092-001	Starter 402				
06/84→; -12/99; ⚡ OM357.927; 4kW	8EA 738 092-001	Starter 402				
1120,1120 L	148 - 155 kW		01/84→12/98	06/84→; -12/99; ⚡ OM357.927; 4kW	8EA 725 973-001	Starter 393
				06/94→; -12/99; ⚡ OM357.932; 4kW	8EA 725 973-001	Starter 393
				06/94→; -12/99; ⚡ OM357.920; 4kW	8EA 725 973-001	Starter 393
				02/92→; -12/98; ⚡ OM356.986; 4kW	8EA 725 973-001	Starter 393
				06/84→; -02/93; ⚡ OM366.988; 4kW	8EA 725 973-001	Starter 393
				06/94→; -12/99; ⚡ OM357.920; 4kW	8EA 738 092-001	Starter 402
				02/92→; -12/98; ⚡ OM356.986; 4kW	8EA 738 092-001	Starter 402
				06/84→; -12/99; ⚡ OM357.927; 4kW	8EA 738 092-001	Starter 402

Manufacturer - Model	Power	Displ.	Year of Constr.	Remark	Part Number	Page
MERCEDES-BENZ - LK/LN2					01/84→12/98	
1120,1120 L	148 - 155 kW		01/84→12/98	06/94→; -12/99; OM357.932; 4kW	8EA 738 092-001	Starter 402
				06/84→; -02/93; OM366.988; 4kW	8EA 738 092-001	Starter 402
1120 AF	150 - 155 kW		02/87→12/98	10/92→; -12/99; OM356.995; 4kW	8EA 725 973-001	Starter 393
				08/84→; -02/93; OM366.992; 4kW	8EA 725 973-001	Starter 393
				08/84→; -02/93; OM366.992; 4kW	8EA 738 092-001	Starter 402
				10/92→; -12/99; OM356.994; 4kW	8EA 738 092-001	Starter 402
				10/92→; -12/99; OM356.995; 4kW	8EA 738 092-001	Starter 402
				02/87→; -12/92; OM366.994; 4kW	8EA 738 092-001	Starter 402
1120 F	150 - 155 kW		02/90→12/98	02/87→; -12/92; OM366.992; 4kW	8EA 725 973-001	Starter 393
				02/87→; -12/92; OM366.992; 4kW	8EA 738 092-001	Starter 402
				10/92→; -12/99; OM356.996; 4kW	8EA 738 092-001	Starter 402
1120 L	125 kW		08/84→12/98	08/84→; -02/93; OM366.962; 4kW	8EA 738 092-001	Starter 402
1120 O,1120 LO	150 - 155 kW		01/84→12/98	02/92→; -12/99; OM357.929; 4kW	8EA 738 092-001	Starter 402
				02/92→; -12/99; OM356.993; 4kW	8EA 738 092-001	Starter 402
				02/92→; -12/99; OM366.993; 4kW	8EA 738 092-001	Starter 402
1120 S,1120 LS	148 - 155 kW		01/84→12/98	06/94→; -12/99; OM357.920; 4kW	8EA 725 973-001	Starter 393
				06/94→; -12/99; OM357.932; 4kW	8EA 725 973-001	Starter 393
				06/94→; -12/99; OM357.927; 4kW	8EA 725 973-001	Starter 393
				06/84→; -02/93; OM366.988; 4kW	8EA 725 973-001	Starter 393
				02/92→; -12/99; OM356.986; 4kW	8EA 725 973-001	Starter 393
				06/94→; -12/99; OM357.920; 4kW	8EA 738 092-001	Starter 402
				06/94→; -12/99; OM357.927; 4kW	8EA 738 092-001	Starter 402
				02/92→; -12/99; OM356.986; 4kW	8EA 738 092-001	Starter 402
				06/94→; -12/99; OM357.932; 4kW	8EA 738 092-001	Starter 402
				06/84→; -02/93; OM366.988; 4kW	8EA 738 092-001	Starter 402
1124 AF	177 kW		03/92→12/98	OM356.991; 4kW	8EA 725 973-001	Starter 393
				OM356.983; 4kW	8EA 725 973-001	Starter 393
				OM356.989; 4kW	8EA 725 973-001	Starter 393
				06/94→; -12/99; OM357.944; 4kW	8EA 725 973-001	Starter 393
				06/94→; -12/99; OM357.943; 4kW	8EA 725 973-001	Starter 393
				06/94→; -12/99; OM357.943; 4kW	8EA 738 092-001	Starter 402
				06/94→; -12/99; OM357.944; 4kW	8EA 738 092-001	Starter 402
				OM356.983; 4kW	8EA 738 092-001	Starter 402
				OM356.991; 4kW	8EA 738 092-001	Starter 402
				OM356.989; 4kW	8EA 738 092-001	Starter 402
1124 F	155 - 177 kW		03/92→12/98	OM356.983; 4kW	8EA 725 973-001	Starter 393
				OM356.979; 4kW	8EA 725 973-001	Starter 393
				06/94→; -12/99; OM357.933; 4kW	8EA 725 973-001	Starter 393
				06/94→; -12/99; OM357.942; 4kW	8EA 725 973-001	Starter 393
				OM356.979; 4kW	8EA 738 092-001	Starter 402
				06/94→; -12/99; OM357.942; 4kW	8EA 738 092-001	Starter 402
				06/94→; -12/99; OM357.933; 4kW	8EA 738 092-001	Starter 402
				OM356.983; 4kW	8EA 738 092-001	Starter 402
1214 A	100 kW		01/84→12/98	OM366.913; 4kW	8EA 725 973-001	Starter 393
1217 KO	125 kW		03/94→12/98	OM357.918; 4kW	8EA 725 973-001	Starter 393
				OM357.901; 4kW	8EA 725 973-001	Starter 393
				OM357.918; 4kW	8EA 738 092-001	Starter 402
				OM357.901; 4kW	8EA 738 092-001	Starter 402
1314	95 - 100 kW		07/84→12/98	07/84→; -02/93; OM366.907; 4kW	8EA 725 973-001	Starter 393
				12/92→; -12/99; OM356.910; 4kW	8EA 725 973-001	Starter 393
				07/84→; -02/93; OM366.914; 4kW	8EA 725 973-001	Starter 393
				07/84→; -02/93; OM366.914; 4kW	8EA 738 092-001	Starter 402
				07/84→; -02/93; OM366.907; 4kW	8EA 738 092-001	Starter 402
				12/92→; -12/99; OM356.910; 4kW	8EA 738 092-001	Starter 402
1314 AK	95 - 100 kW		06/87→12/98	12/92→; -12/99; OM356.909; 4kW	8EA 725 973-001	Starter 393
				06/87→; -02/93; OM366.937; 4kW	8EA 725 973-001	Starter 393
				06/87→; -02/93; OM366.918; 4kW	8EA 725 973-001	Starter 393
				06/87→; -02/93; OM366.937; 4kW	8EA 738 092-001	Starter 402
				06/87→; -02/93; OM366.918; 4kW	8EA 738 092-001	Starter 402
				12/92→; -12/99; OM356.909; 4kW	8EA 738 092-001	Starter 402
1314 K	95 - 100 kW		07/84→12/98	12/92→; -12/99; OM356.909; 4kW	8EA 725 973-001	Starter 393
				07/84→; -02/93; OM366.914; 4kW	8EA 725 973-001	Starter 393
				07/84→; -02/93; OM366.907; 4kW	8EA 725 973-001	Starter 393
				07/84→; -02/93; OM366.914; 4kW	8EA 738 092-001	Starter 402
				07/84→; -02/93; OM366.907; 4kW	8EA 738 092-001	Starter 402
				12/92→; -12/99; OM356.909; 4kW	8EA 738 092-001	Starter 402

Manufacturer - Model	Power	Displ.	Year of Constr.	Remark	Part Number	Page
MERCEDES-BENZ - LK/LN2						01/84→12/98
1314 KO	95 - 100 kW		07/84→12/98	07/84→; -02/93; ⚡ OM366.936; 4kW	8EA 725 973-001	Starter 393
				12/92→; -09/95; ⚡ OM356.908; 4kW	8EA 725 973-001	Starter 393
				12/92→; -09/95; ⚡ OM356.908; 4kW	8EA 738 092-001	Starter 402
				07/84→; -02/93; ⚡ OM366.936; 4kW	8EA 738 092-001	Starter 402
1317,1317 L	116 - 125 kW		01/84→12/98	08/84→; -12/98; ⚡ OM357.961; 4kW	8EA 725 973-001	Starter 393
				08/84→; -02/93; ⚡ OM366.946; 4kW	8EA 725 973-001	Starter 393
				12/92→; -12/99; ⚡ OM356.944; 4kW	8EA 725 973-001	Starter 393
				08/84→; -12/98; ⚡ OM366.962; 4kW	8EA 725 973-001	Starter 393
				08/84→; -02/93; ⚡ OM366.953; 4kW	8EA 725 973-001	Starter 393
				03/94→; -12/99; ⚡ OM357.902; 4kW	8EA 725 973-001	Starter 393
				08/84→; -02/93; ⚡ OM366.946; 4kW	8EA 738 092-001	Starter 402
				08/84→; -12/98; ⚡ OM357.961; 4kW	8EA 738 092-001	Starter 402
				08/84→; -12/98; ⚡ OM366.962; 4kW	8EA 738 092-001	Starter 402
				03/94→; -12/99; ⚡ OM357.902; 4kW	8EA 738 092-001	Starter 402
				12/92→; -12/99; ⚡ OM356.944; 4kW	8EA 738 092-001	Starter 402
				08/84→; -02/93; ⚡ OM366.953; 4kW	8EA 738 092-001	Starter 402
1317 AK	116 - 125 kW		08/84→12/98	08/84→; -02/93; ⚡ OM366.944; 4kW	8EA 725 973-001	Starter 393
				12/92→; -12/99; ⚡ OM356.945; 4kW	8EA 725 973-001	Starter 393
				06/87→; -02/93; ⚡ OM366.966; 4kW	8EA 725 973-001	Starter 393
				03/94→; -12/99; ⚡ OM357.907; 4kW	8EA 725 973-001	Starter 393
				08/84→; -02/93; ⚡ OM366.944; 4kW	8EA 738 092-001	Starter 402
				03/94→; -12/99; ⚡ OM357.907; 4kW	8EA 738 092-001	Starter 402
				12/92→; -12/99; ⚡ OM356.945; 4kW	8EA 738 092-001	Starter 402
				06/87→; -02/97; ⚡ OM366.966; 4kW	8EA 738 092-001	Starter 402
1317 AK	155 kW		12/92→12/98	⚡ OM356.995; 4kW	8EA 725 973-001	Starter 393
				⚡ OM356.995; 4kW	8EA 738 092-001	Starter 402
1317 K	125 kW		07/84→12/98	⚡ OM357.902; 4kW	8EA 725 973-001	Starter 393
				03/94→; -12/98; ⚡ OM357.961; 4kW	8EA 725 973-001	Starter 393
				07/84→; -02/93; ⚡ OM366.962; 4kW	8EA 725 973-001	Starter 393
				07/84→; -02/93; ⚡ OM366.962; 4kW	8EA 738 092-001	Starter 402
				03/94→; -12/98; ⚡ OM357.961; 4kW	8EA 738 092-001	Starter 402
1317 KO	116 - 125 kW		03/94→12/98	⚡ OM357.962; 4kW	8EA 725 973-001	Starter 393
				⚡ OM357.903; 4kW	8EA 725 973-001	Starter 393
				⚡ OM357.962; 4kW	8EA 738 092-001	Starter 402
				⚡ OM357.903; 4kW	8EA 738 092-001	Starter 402
1317 S,1317 LS	116 - 125 kW		01/84→12/98	08/84→; -02/93; ⚡ OM366.946; 4kW	8EA 725 973-001	Starter 393
				08/84→; -02/93; ⚡ OM366.962; 4kW	8EA 725 973-001	Starter 393
				12/92→; -12/99; ⚡ OM356.944; 4kW	8EA 725 973-001	Starter 393
				08/84→; -02/93; ⚡ OM366.953; 4kW	8EA 725 973-001	Starter 393
				03/94→; -12/98; ⚡ OM357.961; 4kW	8EA 725 973-001	Starter 393
				03/94→; -12/99; ⚡ OM357.902; 4kW	8EA 725 973-001	Starter 393
				03/94→; -12/98; ⚡ OM357.961; 4kW	8EA 738 092-001	Starter 402
				08/84→; -02/98; ⚡ OM366.962; 4kW	8EA 738 092-001	Starter 402
				08/84→; -02/93; ⚡ OM366.946; 4kW	8EA 738 092-001	Starter 402
				12/92→; -12/99; ⚡ OM356.944; 4kW	8EA 738 092-001	Starter 402
				03/94→; -12/99; ⚡ OM357.902; 4kW	8EA 738 092-001	Starter 402
				08/84→; -02/93; ⚡ OM366.953; 4kW	8EA 738 092-001	Starter 402
1320,1320 L	125 kW		01/84→12/98	03/85→; -02/93; ⚡ OM366.966; 4kW	8EA 725 973-001	Starter 393
				10/84→; -02/93; ⚡ OM366.962; 4kW	8EA 725 973-001	Starter 393
				03/85→; -02/93; ⚡ OM366.966; 4kW	8EA 738 092-001	Starter 402
				10/84→; -02/93; ⚡ OM366.962; 4kW	8EA 738 092-001	Starter 402
1320,1320 L	148 - 155 kW		01/84→12/98	10/84→; -02/93; ⚡ OM366.992; 4kW	8EA 725 973-001	Starter 393
				10/84→; -02/93; ⚡ OM366.988; 4kW	8EA 725 973-001	Starter 393
				03/94→; -12/98; ⚡ OM357.921; 4kW	8EA 725 973-001	Starter 393
				10/84→; -02/93; ⚡ OM366.997; 4kW	8EA 725 973-001	Starter 393
				10/84→; -02/93; ⚡ OM366.980; 4kW	8EA 725 973-001	Starter 393
				03/94→; -12/98; ⚡ OM357.932; 4kW	8EA 725 973-001	Starter 393
				12/92→; -12/98; ⚡ OM356.992; 4kW	8EA 725 973-001	Starter 393
				03/94→; -12/98; ⚡ OM357.932; 4kW	8EA 738 092-001	Starter 402
				12/92→; -12/98; ⚡ OM356.992; 4kW	8EA 738 092-001	Starter 402
				10/84→; -02/93; ⚡ OM366.992; 4kW	8EA 738 092-001	Starter 402
				10/84→; -02/93; ⚡ OM366.980; 4kW	8EA 738 092-001	Starter 402
				03/94→; -12/98; ⚡ OM357.921; 4kW	8EA 738 092-001	Starter 402
10/84→; -02/93; ⚡ OM366.997; 4kW	8EA 738 092-001	Starter 402				
10/84→; -02/93; ⚡ OM366.988; 4kW	8EA 738 092-001	Starter 402				
1320 AK	155 kW		12/92→12/98	⚡ OM356.995; 4kW	8EA 725 973-001	Starter 393

Manufacturer - Model	Power	Displ.	Year of Constr.	Remark	Part Number	Page
MERCEDES-BENZ - LK/LN2					01/84→12/98	
1320 L	177 kW		12/92→12/98	⊕ OM356.983; 4kW	8EA 725 973-001	Starter 393
				⊕ OM356.983; 4kW	8EA 738 092-001	Starter 402
1320 S,1320 LS	148 - 155 kW		01/84→12/98	10/84→; ⊕ OM366.980; 4kW	8EA 725 973-001	Starter 393
				10/84→; -02/93; ⊕ OM366.988; 4kW	8EA 725 973-001	Starter 393
				03/94→; -12/99; ⊕ OM357.932; 4kW	8EA 725 973-001	Starter 393
				03/94→; -12/99; ⊕ OM357.921; 4kW	8EA 725 973-001	Starter 393
				12/92→; -12/99; ⊕ OM356.992; 4kW	8EA 725 973-001	Starter 393
				03/85→; -02/93; ⊕ OM366.997; 4kW	8EA 725 973-001	Starter 393
				03/85→; -03/93; ⊕ OM366.992; 4kW	8EA 725 973-001	Starter 393
				03/85→; -02/93; ⊕ OM366.997; 4kW	8EA 738 092-001	Starter 402
				12/92→; -12/99; ⊕ OM356.992; 4kW	8EA 738 092-001	Starter 402
				03/94→; -12/99; ⊕ OM357.921; 4kW	8EA 738 092-001	Starter 402
				10/84→; ⊕ OM366.980; 4kW	8EA 738 092-001	Starter 402
				10/84→; -02/93; ⊕ OM366.988; 4kW	8EA 738 092-001	Starter 402
				03/94→; -12/99; ⊕ OM357.932; 4kW	8EA 738 092-001	Starter 402
				03/85→; -03/93; ⊕ OM366.992; 4kW	8EA 738 092-001	Starter 402
1324,1324 L	170 - 177 kW		01/84→12/98	01/91→; -02/01; ⊕ OM366.999; 4kW	8EA 725 973-001	Starter 393
1324 S,1324 LS	170 - 177 kW		01/84→12/98	01/91→; -02/01; ⊕ OM356.983; 4kW	8EA 725 973-001	Starter 393
				03/94→; -12/98; ⊕ OM357.948; 4kW	8EA 725 973-001	Starter 393
				03/94→; -12/98; ⊕ OM357.940; 4kW	8EA 725 973-001	Starter 393
				03/94→; -12/98; ⊕ OM357.948; 4kW	8EA 738 092-001	Starter 402
				03/94→; -12/98; ⊕ OM357.940; 4kW	8EA 738 092-001	Starter 402
				01/91→; -02/01; ⊕ OM356.983; 4kW	8EA 738 092-001	Starter 402
				01/91→; -02/01; ⊕ OM366.999; 4kW	8EA 738 092-001	Starter 402
1324 L	150 kW		01/91→12/98	⊕ OM366.997; 4kW	8EA 725 973-001	Starter 393
				⊕ OM366.997; 4kW	8EA 738 092-001	Starter 402
1514,1514 L	95 - 100 kW		01/84→12/98	12/92→; ⊕ OM356.908; 4kW	8EA 725 973-001	Starter 393
				01/89→; -12/92; ⊕ OM366.936; 4kW	8EA 725 973-001	Starter 393
				12/92→; ⊕ OM356.908; 4kW	8EA 738 092-001	Starter 402
				01/89→; -12/92; ⊕ OM366.936; 4kW	8EA 738 092-001	Starter 402
1514 K	95 - 100 kW		01/89→12/98	01/89→; -12/92; ⊕ OM366.936; 4kW	8EA 725 973-001	Starter 393
				01/89→; -12/92; ⊕ OM356.908; 4kW	8EA 725 973-001	Starter 393
				⊕ OM366.936; 4kW	8EA 738 092-001	Starter 402
				⊕ OM356.908; 4kW	8EA 738 092-001	Starter 402
1517,1517 L	116 - 125 kW		01/84→12/98	12/92→; -12/99; ⊕ OM356.953; 4kW	8EA 725 973-001	Starter 393
				01/89→; -12/92; ⊕ OM366.979; 4kW	8EA 725 973-001	Starter 393
				03/94→; -12/98; ⊕ OM357.903; 4kW	8EA 725 973-001	Starter 393
				03/94→; -12/99; ⊕ OM357.962; 4kW	8EA 725 973-001	Starter 393
				10/88→; -12/92; ⊕ OM356.946; 4kW	8EA 725 973-001	Starter 393
				01/89→; -12/92; ⊕ OM366.945; 4kW	8EA 725 973-001	Starter 393
				03/94→; -12/98; ⊕ OM357.963; 4kW	8EA 725 973-001	Starter 393
				01/89→; -12/92; ⊕ OM366.979; 4kW	8EA 738 092-001	Starter 402
				01/89→; -12/92; ⊕ OM366.945; 4kW	8EA 738 092-001	Starter 402
				03/94→; -12/99; ⊕ OM357.962; 4kW	8EA 738 092-001	Starter 402
				03/94→; -12/98; ⊕ OM357.903; 4kW	8EA 738 092-001	Starter 402
				10/88→; -12/92; ⊕ OM356.946; 4kW	8EA 738 092-001	Starter 402
				12/92→; -12/99; ⊕ OM356.953; 4kW	8EA 738 092-001	Starter 402
1517 K	116 - 125 kW		01/89→12/98	12/92→; -12/98; ⊕ OM356.953; 4kW	8EA 725 973-001	Starter 393
				01/89→; -12/92; ⊕ OM366.979; 4kW	8EA 725 973-001	Starter 393
				03/94→; -12/98; ⊕ OM357.903; 4kW	8EA 725 973-001	Starter 393
				03/94→; -12/99; ⊕ OM357.963; 4kW	8EA 725 973-001	Starter 393
				12/92→; -12/98; ⊕ OM356.946; 4kW	8EA 725 973-001	Starter 393
				01/89→; -12/92; ⊕ OM366.945; 4kW	8EA 725 973-001	Starter 393
				12/92→; -12/98; ⊕ OM356.946; 4kW	8EA 738 092-001	Starter 402
				01/89→; -12/92; ⊕ OM366.979; 4kW	8EA 738 092-001	Starter 402
				03/94→; -12/98; ⊕ OM357.903; 4kW	8EA 738 092-001	Starter 402
				03/94→; -12/99; ⊕ OM357.963; 4kW	8EA 738 092-001	Starter 402
				01/89→; -12/92; ⊕ OM366.945; 4kW	8EA 738 092-001	Starter 402
				12/92→; -12/98; ⊕ OM356.953; 4kW	8EA 738 092-001	Starter 402
1520,1520 L	150 - 155 kW		01/84→12/98	⊕ OM366.995; 4kW	8EA 725 973-001	Starter 393
				03/94→; -12/99; ⊕ OM357.922; 4kW	8EA 725 973-001	Starter 393
				03/94→; -12/99; ⊕ OM357.930; 4kW	8EA 725 973-001	Starter 393
				12/92→; -12/99; ⊕ OM356.990; 4kW	8EA 725 973-001	Starter 393
				01/89→; -12/92; ⊕ OM366.995; 4kW	8EA 725 973-001	Starter 393
				12/92→; -12/99; ⊕ OM356.990; 4kW	8EA 738 092-001	Starter 402
				03/94→; -12/99; ⊕ OM357.922; 4kW	8EA 738 092-001	Starter 402

Manufacturer - Model	Power	Displ.	Year of Constr.	Remark	Part Number	Page
MERCEDES-BENZ - LK/LN2					01/84→12/98	
1520,1520 L	150 - 155 kW		01/84→12/98	03/94→; -12/99; OM357.930; 4kW	8EA 738 092-001	Starter 402
				01/89→; -12/92; OM366.995; 4kW	8EA 738 092-001	Starter 402
				OM366.995; 4kW	8EA 738 092-001	Starter 402
1524,1524 L	170 - 177 kW		01/84→12/98	02/91→; -02/01; OM356.999; 4kW	8EA 725 973-001	Starter 393
				02/91→; -12/98; OM357.947; 4kW	8EA 725 973-001	Starter 393
				02/91→; -12/98; OM357.941; 4kW	8EA 725 973-001	Starter 393
				02/91→; -02/01; OM366.999; 4kW	8EA 725 973-001	Starter 393
				02/91→; -02/01; OM356.999; 4kW	8EA 738 092-001	Starter 402
				02/91→; -12/98; OM357.947; 4kW	8EA 738 092-001	Starter 402
				02/91→; -02/01; OM366.999; 4kW	8EA 738 092-001	Starter 402
				02/91→; -12/98; OM357.941; 4kW	8EA 738 092-001	Starter 402
1724	170 kW		01/84→12/98	OM366.999; 4kW	8EA 725 973-001	Starter 393
				02/92→; -12/98; OM366.999; 4kW	8EA 738 092-001	Starter 402
2020 L	148 - 150 kW		01/84→12/98	OM366.995; 4kW	8EA 725 973-001	Starter 393
2024 L	177 kW		01/84→12/98	05/92→; -12/98; OM366.995; 4kW	8EA 738 092-001	Starter 402
				OM357.947; 4kW	8EA 725 973-001	Starter 393
				OM356.999; 4kW	8EA 725 973-001	Starter 393
				OM357.941; 4kW	8EA 725 973-001	Starter 393
				OM357.941; 4kW	8EA 738 092-001	Starter 402
				OM356.999; 4kW	8EA 738 092-001	Starter 402
709	63 - 66 kW		03/84→12/98	OM357.947; 4kW	8EA 738 092-001	Starter 402
				03/84→; -02/93; OM364.907; 4kW	8EA 725 973-001	Starter 393
				02/92→; OM364.918; 4kW	8EA 725 973-001	Starter 393
				03/84→; -02/93; OM364.907; 4kW	8EA 738 092-001	Starter 402
				02/92→; OM364.918; 4kW	8EA 738 092-001	Starter 402
709 K	63 - 66 kW		03/84→10/90	OM364.918; 4kW	8EA 725 973-001	Starter 393
				OM364.907; 4kW	8EA 725 973-001	Starter 393
711	77 kW		03/94→12/98	OM354.900; 4kW	8EA 725 973-001	Starter 393
811	77 kW		03/94→12/98			
711	90 kW		03/96→12/98	OM904.905; Manufacturer Restriction: Bosch; 4kW	8EA 737 540-001	Starter 400
811	90 kW		03/96→12/98			
811 K	90 kW		03/96→12/98	OM904.905; Manufacturer Restriction: Delco Remy; 4kW	8EA 749 553-001	Starter 403
809	63 - 66 kW		03/84→12/98	02/92→; -12/98; OM364.918; 4kW	8EA 725 973-001	Starter 393
809 K	63 - 66 kW		03/84→12/98	03/84→; -02/93; OM364.907; 4kW	8EA 725 973-001	Starter 393
				03/84→; -02/93; OM364.907; 4kW	8EA 738 092-001	Starter 402
				02/92→; -12/98; OM364.918; 4kW	8EA 738 092-001	Starter 402
811 K	77 kW		03/94→12/98	OM904.905; 4kW	8EA 725 973-001	Starter 393
				OM354.900; 4kW	8EA 725 973-001	Starter 393
814,814L	95 - 100 kW		01/84→12/98	03/84→; -02/93; OM366.905; 4kW	8EA 725 973-001	Starter 393
				03/84→; -02/93; OM366.906; 4kW	8EA 725 973-001	Starter 393
				03/84→; -02/93; OM366.907; 4kW	8EA 725 973-001	Starter 393
				03/84→; OM356.902; 4kW	8EA 725 973-001	Starter 393
				03/84→; OM366.910; 4kW	8EA 725 973-001	Starter 393
				02/92→; OM356.901; 4kW	8EA 725 973-001	Starter 393
				03/84→; -02/93; OM366.905; 4kW	8EA 738 092-001	Starter 402
				02/92→; OM356.901; 4kW	8EA 738 092-001	Starter 402
				03/84→; -02/93; OM366.907; 4kW	8EA 738 092-001	Starter 402
				03/84→; -02/93; OM366.906; 4kW	8EA 738 092-001	Starter 402
814,814L	100 kW		03/96→12/98	OM904.906; Manufacturer Restriction: Bosch; 4kW	8EA 737 540-001	Starter 400
814 F	100 kW		03/96→12/98			
814 K	100 kW		03/96→12/98	OM904.906; Manufacturer Restriction: Delco Remy; 4kW	8EA 749 553-001	Starter 403
814 LO	100 kW		03/96→12/98			
814 S	100 kW		03/96→12/98			
814,814 L	103 kW		01/84→12/98	03/94→; -12/98; OM354.920; 4kW	8EA 725 973-001	Starter 393
814 F	95 - 100 kW		05/86→12/98	02/92→; -12/98; OM356.911; 4kW	8EA 725 973-001	Starter 393
				02/92→; -12/98; OM356.905; 4kW	8EA 725 973-001	Starter 393
				05/86→; -02/93; OM366.905; 4kW	8EA 725 973-001	Starter 393
814 F	103 kW		03/94→12/98	OM354.922; 4kW	8EA 725 973-001	Starter 393
814 K	95 - 100 kW		03/84→12/98	02/92→; -12/98; OM356.902; 4kW	8EA 725 973-001	Starter 393
				02/92→; -12/98; OM356.901; 4kW	8EA 725 973-001	Starter 393
				03/84→; -02/93; OM366.907; 4kW	8EA 725 973-001	Starter 393
				05/86→; -02/93; OM366.905; 4kW	8EA 725 973-001	Starter 393
				03/84→; -03/91; OM366.906; 4kW	8EA 725 973-001	Starter 393
				03/84→; -02/93; OM366.910; 4kW	8EA 725 973-001	Starter 393
				03/84→; -03/91; OM366.906; 4kW	8EA 738 092-001	Starter 402
				05/86→; -02/93; OM366.905; 4kW	8EA 738 092-001	Starter 402
				03/84→; -02/93; OM366.910; 4kW	8EA 738 092-001	Starter 402
				03/84→; -02/93; OM366.907; 4kW	8EA 738 092-001	Starter 402

Manufacturer - Model	Power	Displ.	Year of Constr.	Remark	Part Number	Page
MERCEDES-BENZ - LK/LN2					01/84→12/98	
814 K	95 - 100 kW		03/84→12/98	02/92→; -12/98; ⚡ OM356.901; 4kW	8EA 738 092-001	Starter 402
				02/92→; -12/98; ⚡ OM356.902; 4kW	8EA 738 092-001	Starter 402
814 K 814 S	103 kW 103 kW		03/94→12/98 03/94→12/98	⚡ OM354.920; 4kW	8EA 725 973-001	Starter 393
814 O, 814 LO	95 - 100 kW		01/84→12/98	02/92→; -12/98; ⚡ OM356.906; 4kW	8EA 725 973-001	Starter 393
				12/86→; -02/93; ⚡ OM366.932; 4kW	8EA 725 973-001	Starter 393
814 S	95 - 100 kW		03/84→12/98	03/84→; -02/93; ⚡ OM366.906; 4kW	8EA 725 973-001	Starter 393
				03/84→; -02/93; ⚡ OM366.907; 4kW	8EA 725 973-001	Starter 393
				02/92→; -12/98; ⚡ OM356.902; 4kW	8EA 725 973-001	Starter 393
				02/92→; -12/98; ⚡ OM356.901; 4kW	8EA 725 973-001	Starter 393
				⚡ OM366.910; 4kW	8EA 725 973-001	Starter 393
				05/86→; -02/93; ⚡ OM366.905; 4kW	8EA 725 973-001	Starter 393
				⚡ OM366.910; 4kW	8EA 738 092-001	Starter 402
				⚡ OM366.907; 4kW	8EA 738 092-001	Starter 402
				⚡ OM366.906; 4kW	8EA 738 092-001	Starter 402
				05/86→; -02/93; ⚡ OM366.905; 4kW	8EA 738 092-001	Starter 402
				02/92→; -12/98; ⚡ OM356.902; 4kW	8EA 738 092-001	Starter 402
				02/92→; -12/98; ⚡ OM356.901; 4kW	8EA 738 092-001	Starter 402
817,817 L	116 - 125 kW		01/84→12/98	01/86→; -02/93; ⚡ OM366.967; 4kW	8EA 725 973-001	Starter 393
				03/94→; -12/98; ⚡ OM357.900; 4kW	8EA 725 973-001	Starter 393
				03/94→; -12/98; ⚡ OM357.916; 4kW	8EA 725 973-001	Starter 393
				02/92→; -12/98; ⚡ OM366.942; 4kW	8EA 725 973-001	Starter 393
				02/92→; -12/98; ⚡ OM366.943; 4kW	8EA 725 973-001	Starter 393
				01/86→; -02/93; ⚡ OM366.968; 4kW	8EA 725 973-001	Starter 393
817 F	116 - 125 kW		03/84→12/98	12/92→; -12/98; ⚡ OM356.951; 4kW	8EA 725 973-001	Starter 393
				03/94→; -12/98; ⚡ OM357.908; 4kW	8EA 725 973-001	Starter 393
				03/84→; -02/93; ⚡ OM366.967; 4kW	8EA 725 973-001	Starter 393
				03/84→; -02/93; ⚡ OM366.973; 4kW	8EA 725 973-001	Starter 393
				03/94→; -12/98; ⚡ OM357.908; 4kW	8EA 738 092-001	Starter 402
				03/84→; -02/93; ⚡ OM366.967; 4kW	8EA 738 092-001	Starter 402
				12/92→; -12/98; ⚡ OM356.951; 4kW	8EA 738 092-001	Starter 402
				03/84→; -02/93; ⚡ OM366.973; 4kW	8EA 738 092-001	Starter 402
817 K	116 - 125 kW		01/86→12/98	03/94→; -12/98; ⚡ OM357.900; 4kW	8EA 725 973-001	Starter 393
				02/92→; -12/98; ⚡ OM366.943; 4kW	8EA 725 973-001	Starter 393
				03/84→; -02/93; ⚡ OM366.967; 4kW	8EA 725 973-001	Starter 393
817 O, 817 LO	116 - 125 kW		01/84→12/98	03/94→; -12/98; ⚡ OM357.917; 4kW	8EA 725 973-001	Starter 393
				06/86→; -02/93; ⚡ OM366.969; 4kW	8EA 725 973-001	Starter 393
				02/92→; -12/98; ⚡ OM356.948; 4kW	8EA 725 973-001	Starter 393
817 S,817 LS	116 - 125 kW		01/84→12/98	01/86→; -02/93; ⚡ OM366.967; 4kW	8EA 725 973-001	Starter 393
				03/94→; -12/98; ⚡ OM357.900; 4kW	8EA 725 973-001	Starter 393
				01/86→; -02/93; ⚡ OM366.968; 4kW	8EA 725 973-001	Starter 393
				02/92→; -12/98; ⚡ OM366.942; 4kW	8EA 725 973-001	Starter 393
				02/92→; -12/98; ⚡ OM366.943; 4kW	8EA 725 973-001	Starter 393
914	95 - 100 kW		03/84→12/98	03/84→; -02/93; ⚡ OM366.907; 4kW	8EA 725 973-001	Starter 393
				03/84→; -02/93; ⚡ OM366.905; 4kW	8EA 725 973-001	Starter 393
				⚡ OM366.930; 4kW	8EA 725 973-001	Starter 393
				02/92→; -12/98; ⚡ OM356.901; 4kW	8EA 725 973-001	Starter 393
				⚡ OM366.930; 4kW	8EA 738 092-001	Starter 402
				03/84→; -02/93; ⚡ OM366.905; 4kW	8EA 738 092-001	Starter 402
				03/84→; -02/93; ⚡ OM366.907; 4kW	8EA 738 092-001	Starter 402
				02/92→; -12/98; ⚡ OM356.901; 4kW	8EA 738 092-001	Starter 402
914 AK	95 - 100 kW		02/87→12/98	02/92→; -12/98; ⚡ OM356.903; 4kW	8EA 725 973-001	Starter 393
				02/87→; -02/93; ⚡ OM366.918; 4kW	8EA 725 973-001	Starter 393
				02/92→; -12/98; ⚡ OM356.903; 4kW	8EA 738 092-001	Starter 402
				02/87→; -02/93; ⚡ OM366.918; 4kW	8EA 738 092-001	Starter 402
914 AK	125 kW		02/87→12/98	02/87→; -02/93; ⚡ OM366.945; 4kW	8EA 725 973-001	Starter 393
				02/87→; -02/93; ⚡ OM366.944; 4kW	8EA 725 973-001	Starter 393
				02/87→; -02/93; ⚡ OM366.945; 4kW	8EA 738 092-001	Starter 402
				02/87→; -02/93; ⚡ OM366.944; 4kW	8EA 738 092-001	Starter 402
914 K	95 - 100 kW		03/84→12/98	03/84→; -02/93; ⚡ OM366.907; 4kW	8EA 725 973-001	Starter 393
				⚡ OM356.901; 4kW	8EA 725 973-001	Starter 393
				03/84→; -02/93; ⚡ OM366.905; 4kW	8EA 725 973-001	Starter 393
				03/84→; -02/93; ⚡ OM366.907; 4kW	8EA 738 092-001	Starter 402
				⚡ OM356.901; 4kW	8EA 738 092-001	Starter 402
				03/84→; -02/93; ⚡ OM366.905; 4kW	8EA 738 092-001	Starter 402

Manufacturer - Model	Power	Displ.	Year of Constr.	Remark	Part Number	Page
MERCEDES-BENZ - LK/LN2						01/84→12/98
914 KO	95 - 100 kW		01/87→12/98	01/94→; -12/98; ⚡ OM356.901; 4kW	8EA 738 092-001	Starter 402
				01/94→; -12/98; ⚡ OM356.911; 4kW	8EA 738 092-001	Starter 402
				01/87→; -02/93; ⚡ OM366.905; 4kW	8EA 738 092-001	Starter 402
				01/87→; -02/93; ⚡ OM366.940; 4kW	8EA 738 092-001	Starter 402
917 917 K	125 kW 125 kW		03/94→12/98 03/94→12/98	⚡ OM357.900; 4kW	8EA 738 092-001	Starter 402
917 AF	116 - 125 kW		02/87→12/98	02/87→; -02/93; ⚡ OM366.974; 4kW	8EA 725 973-001	Starter 393
				02/87→; -02/93; ⚡ OM366.978; 4kW	8EA 725 973-001	Starter 393
				02/87→; -02/93; ⚡ OM366.966; 4kW	8EA 725 973-001	Starter 393
				12/92→; -12/98; ⚡ OM356.941; 4kW	8EA 725 973-001	Starter 393
				02/87→; -02/93; ⚡ OM366.974; 4kW	8EA 738 092-001	Starter 402
				02/87→; -02/93; ⚡ OM366.978; 4kW	8EA 738 092-001	Starter 402
				12/92→; -12/98; ⚡ OM357.910; 4kW	8EA 738 092-001	Starter 402
				02/87→; -02/93; ⚡ OM366.966; 4kW	8EA 738 092-001	Starter 402
				03/94→; ⚡ OM357.909; 4kW	8EA 738 092-001	Starter 402
				12/92→; -12/98; ⚡ OM356.941; 4kW	8EA 738 092-001	Starter 402
917 AK	125 kW		03/94→12/98	⚡ OM357.906; 4kW	8EA 738 092-001	Starter 402
917 KO	125 kW		03/94→12/98	⚡ OM357.901; 4kW	8EA 738 092-001	Starter 402
				⚡ OM357.918; 4kW	8EA 738 092-001	Starter 402
O 1114 ,O 1114 L	95 - 100 kW		01/84→12/98	12/85→; -02/93; ⚡ OM366.933; 4kW	8EA 725 973-001	Starter 393
				02/92→; -12/99; ⚡ OM356.907; 4kW	8EA 725 973-001	Starter 393
				02/92→; -12/99; ⚡ OM356.907; 4kW	8EA 738 092-001	Starter 402
				12/85→; -02/93; ⚡ OM366.933; 4kW	8EA 738 092-001	Starter 402
O 814, O 814 L	103 kW		01/84→12/98	03/94→; -12/98; ⚡ OM354.921; 4kW	8EA 725 973-001	Starter 393
MERCEDES-BENZ - LP						09/63→
LP 1013, LPL 1013	96 kW		11/76→12/84	⚡ OM353.965; 3kW	8EA 726 019-001	Starter 394
				⚡ OM353.982; 3kW	8EA 726 019-001	Starter 394
				⚡ OM353.904; 3kW	8EA 726 019-001	Starter 394
				⚡ OM353.981; 3kW	8EA 726 019-001	Starter 394
LP 1113, LPL 1113	96 kW		01/80→12/84	⚡ OM353.982; 3kW	8EA 726 019-001	Starter 394
				⚡ OM353.904; 3kW	8EA 726 019-001	Starter 394
LP 608, LPL 608	63 kW		09/63→12/84	02/73→; -10/77; ⚡ OM314.944; 4kW	8EA 725 973-001	Starter 393
				02/73→; -10/77; ⚡ OM314.910; 4kW	8EA 725 973-001	Starter 393
				09/73→; -10/77; ⚡ OM314.944; RHD; 3kW	8EA 726 019-001	Starter 394
				09/73→; -10/77; ⚡ OM314.910; RHD; 3kW	8EA 726 019-001	Starter 394
				11/67→; -01/73; ⚡ OM314.910; 4.5kW	8EA 726 023-001	Starter 395
				10/69→; -01/73; ⚡ OM314.944; 4.5kW	8EA 726 023-001	Starter 395
LP 709, LPL 709 LPS 709, LPLS 709	63 kW 63 kW		09/63→12/84 09/63→12/84	11/77→; -12/84; ⚡ OM314.910; 4kW	8EA 725 973-001	Starter 393
				11/77→; -12/84; ⚡ OM314.944; 4kW	8EA 725 973-001	Starter 393
				11/77→; -12/84; ⚡ OM314.910; RHD; 3kW	8EA 726 019-001	Starter 394
				11/77→; -12/84; ⚡ OM314.944; RHD; 3kW	8EA 726 019-001	Starter 394
LP 808, LPL 808	63 kW		09/63→12/84	02/73→; -10/77; ⚡ OM314.944; 4kW	8EA 725 973-001	Starter 393
				02/73→; -10/77; ⚡ OM314.910; 4kW	8EA 725 973-001	Starter 393
				10/69→; -01/73; ⚡ OM314.910; 4.5kW	8EA 726 023-001	Starter 395
				10/69→; -01/73; ⚡ OM314.944; 4.5kW	8EA 726 023-001	Starter 395
LP 809, LPL 808, LPL 809	63 kW		09/63→12/84	11/77→; -12/84; ⚡ OM314.944; 4kW	8EA 725 973-001	Starter 393
				11/77→; -12/84; ⚡ OM314.910; 4kW	8EA 725 973-001	Starter 393
				11/77→; -12/84; ⚡ OM314.965; 4kW	8EA 725 973-001	Starter 393
				11/77→; -12/84; ⚡ OM314.964; 4kW	8EA 725 973-001	Starter 393
				11/77→; -12/84; ⚡ OM314.965; RHD; 3kW	8EA 726 019-001	Starter 394
				11/77→; -12/84; ⚡ OM314.964; RHD; 3kW	8EA 726 019-001	Starter 394
				11/77→; -12/84; ⚡ OM314.944; RHD; 3kW	8EA 726 019-001	Starter 394
				11/77→; -12/84; ⚡ OM314.910; RHD; 3kW	8EA 726 019-001	Starter 394
LP 813, LPL 813	96 kW		09/63→12/84	09/73→; -12/84; ⚡ OM353.981; 3kW	8EA 726 019-001	Starter 394
				09/73→; -12/84; ⚡ OM353.904; 3kW	8EA 726 019-001	Starter 394
LP 911 B	81 - 124 kW		01/67→03/77	09/73→; -03/77; ⚡ OM352.986; 3kW	8EA 726 019-001	Starter 394
				09/73→; -03/77; ⚡ OM352.907; 3kW	8EA 726 019-001	Starter 394
				09/73→; -03/77; ⚡ OM353.909; 3kW	8EA 726 019-001	Starter 394
LP 913, LPL 913	96 kW		09/63→12/84	09/73→; -12/84; ⚡ OM353.982; 3kW	8EA 726 019-001	Starter 394
				09/73→; -12/84; ⚡ OM353.981; 3kW	8EA 726 019-001	Starter 394
				09/73→; -12/84; ⚡ OM353.965; 3kW	8EA 726 019-001	Starter 394
				09/73→; -12/84; ⚡ OM353.904; 3kW	8EA 726 019-001	Starter 394
LPK 1013	96 kW		11/76→12/84	⚡ OM353.981; 3kW	8EA 726 019-001	Starter 394
				⚡ OM353.904; 3kW	8EA 726 019-001	Starter 394

Manufacturer - Model	Power	Displ.	Year of Constr.	Remark	Part Number	Page
MERCEDES-BENZ - LP						09/63→
LPK 709	63 kW		11/77→12/84	⊕ OM314.944; 4kW	8EA 725 973-001	Starter 393
LPKF 709	63 kW		11/77→12/84	⊕ OM314.910; 4kW	8EA 725 973-001	Starter 393
LPO 709	63 kW		11/77→12/84	⊕ OM314.944; RHD; 3kW	8EA 726 019-001	Starter 394
				⊕ OM314.910; RHD; 3kW	8EA 726 019-001	Starter 394
LPK 813	96 kW		03/73→12/84	09/73→; -12/84; ⊕ OM353.904; 3kW	8EA 726 019-001	Starter 394
				09/73→; -12/84; ⊕ OM353.965; 3kW	8EA 726 019-001	Starter 394
LPK 913	96 kW		01/67→12/84	09/73→; -12/84; ⊕ OM353.904; 3kW	8EA 726 019-001	Starter 394
LPO 811	96 kW		10/69→			
LPS 913	96 kW		10/69→12/84			
LPKF 608	63 kW		09/63→12/84	02/73→; -10/77; ⊕ OM314.910; 4kW	8EA 725 973-001	Starter 393
LPS 608, LPLS 608	63 kW		09/63→12/84	02/73→; -10/77; ⊕ OM314.944; 4kW	8EA 725 973-001	Starter 393
				09/73→; -10/77; ⊕ OM314.910; RHD; 3kW	8EA 726 019-001	Starter 394
				09/73→; -10/77; ⊕ OM314.944; RHD; 3kW	8EA 726 019-001	Starter 394
				10/69→; -01/73; ⊕ OM314.910; 4.5kW	8EA 726 023-001	Starter 395
				10/69→; -01/73; ⊕ OM314.944; 4.5kW	8EA 726 023-001	Starter 395
LPKO 608	63 kW		02/66→07/77	02/73→; -07/77; ⊕ OM314.910; 4kW	8EA 725 973-001	Starter 393
				02/73→; -10/77; ⊕ OM314.944; 4kW	8EA 725 973-001	Starter 393
				09/73→; -07/77; ⊕ OM314.910; RHD; 3kW	8EA 726 019-001	Starter 394
				09/73→; -10/77; ⊕ OM314.944; RHD; 3kW	8EA 726 019-001	Starter 394
				10/69→; -01/73; ⊕ OM314.910; 4.5kW	8EA 726 023-001	Starter 395
				10/69→; -01/73; ⊕ OM314.944; 4.5kW	8EA 726 023-001	Starter 395
LPO 608	63 kW		10/69→10/77	02/73→; -10/77; ⊕ OM314.910; 4kW	8EA 725 973-001	Starter 393
				02/73→; -10/77; ⊕ OM314.944; 4kW	8EA 725 973-001	Starter 393
				09/73→; -10/77; ⊕ OM314.910; 3kW	8EA 726 019-001	Starter 394
				09/73→; -10/77; ⊕ OM314.944; 3kW	8EA 726 019-001	Starter 394
				10/69→; -01/73; ⊕ OM314.910; 4.5kW	8EA 726 023-001	Starter 395
				10/69→; -01/73; ⊕ OM314.944; 4.5kW	8EA 726 023-001	Starter 395
LPO 808, LPO 809	63 kW		09/67→10/77	02/77→; -10/77; ⊕ OM314.944; 4kW	8EA 725 973-001	Starter 393
				02/77→; -10/77; ⊕ OM314.910; 4kW	8EA 725 973-001	Starter 393
				02/77→; -10/77; ⊕ OM314.944; RHD; 3kW	8EA 726 019-001	Starter 394
				02/77→; -10/77; ⊕ OM314.910; RHD; 3kW	8EA 726 019-001	Starter 394
LPS 813, LPLS 813	96 kW		09/63→12/84	09/73→; -12/84; ⊕ OM353.981; 3kW	8EA 726 019-001	Starter 394
				09/73→; -12/84; ⊕ OM353.904; 3kW	8EA 726 019-001	Starter 394
				09/73→; -12/84; ⊕ OM353.965; 3kW	8EA 726 019-001	Starter 394
LPS 911 B	81 kW		01/67→03/77	09/73→; -03/77; ⊕ OM352.986; 3kW	8EA 726 019-001	Starter 394
				09/73→; -03/77; ⊕ OM352.907; 3kW	8EA 726 019-001	Starter 394
				09/73→; -03/77; ⊕ OM353.909; 3kW	8EA 726 019-001	Starter 394
				01/67→; -12/69; ⊕ OM352.907; 4.5kW	8EA 726 023-001	Starter 395
				01/67→; -12/69; ⊕ OM353.909; 4.5kW	8EA 726 023-001	Starter 395
				01/67→; -12/69; ⊕ OM352.986; 4.5kW	8EA 726 023-001	Starter 395
MERCEDES-BENZ - MB-TRAC						07/73→12/91
1000	70 kW		12/82→12/87	12/82→; -03/87; ⊕ OM353.985; 3kW	8EA 726 019-001	Starter 394
1000, 1100	74 - 81 kW		02/87→12/91	03/87→; -12/91; ⊕ OM366.908; 3kW	8EA 726 019-001	Starter 394
				03/87→; -12/91; ⊕ OM366.912; 3kW	8EA 726 019-001	Starter 394
1100	81 kW		03/79→08/87	01/81→; -03/87; ⊕ OM353.949; 3kW	8EA 726 019-001	Starter 394
				03/79→; -12/80; ⊕ OM353.949; 3kW	8EA 730 175-001	Starter 398
1300	92 kW		03/76→08/87	10/76→; -03/87; ⊕ OM353.957; 3kW	8EA 730 175-001	Starter 398
1300 Turbo, 1400 Turbo	92 - 100 kW		02/82→12/91	03/87→; -12/91; ⊕ OM366.977; 3kW	8EA 726 019-001	Starter 394
				03/87→; -12/91; ⊕ OM366.958; 3kW	8EA 726 019-001	Starter 394
1500	110 kW		07/80→12/87	07/80→; -03/87; ⊕ OM353.976; 3kW	8EA 726 019-001	Starter 394
1600 Turbo	115 kW		06/90→12/91	⊕ OM366.954; 3kW	8EA 726 019-001	Starter 394
65/70, 700, 800	48 - 55 kW		07/73→12/91	03/74→; -12/75; ⊕ OM314.957; 3kW	8EA 726 019-001	Starter 394
				03/74→; -12/75; ⊕ OM314.956; 3kW	8EA 726 019-001	Starter 394
700, 800	50 - 57 kW		02/87→12/91	03/87→; -12/91; ⊕ OM364.908; 3kW	8EA 726 019-001	Starter 394
				03/87→; -12/91; ⊕ OM364.909; 3kW	8EA 726 019-001	Starter 394
900	63 kW		09/81→12/91	09/81→; -12/82; ⊕ OM314.970; 3kW	8EA 726 019-001	Starter 394
900	66 kW		03/87→12/91	⊕ OM364.951; 3kW	8EA 726 019-001	Starter 394
MERCEDES-BENZ - MK						12/87→09/96
1222	160 - 165 kW		07/89→08/94	⊕ OM441.923; 5.4kW	8EA 726 022-001	Starter 395
				⊕ OM441.925; 5.4kW	8EA 726 022-001	Starter 395
				⊕ OM441.913; 5.4kW	8EA 726 022-001	Starter 395
				⊕ OM441.905; 5.4kW	8EA 726 022-001	Starter 395
				⊕ OM441.905; 4.5kW	8EA 726 023-001	Starter 395
				⊕ OM441.913; 4.5kW	8EA 726 023-001	Starter 395

Manufacturer - Model	Power	Displ.	Year of Constr.	Remark	Part Number	Page
MERCEDES-BENZ - MK					12/87→09/96	
1222 A, 1222 LA	160 - 165 kW		09/89→07/94	☞ OM441.926; 5.4kW ☞ OM441.914; 5.4kW ☞ OM441.914; 4.5kW ☞ OM441.926; 4.5kW	8EA 726 022-001 Starter 395 8EA 726 022-001 Starter 395 8EA 726 023-001 Starter 395 8EA 726 023-001 Starter 395	
1222 AF	160 - 165 kW		09/89→09/93	☞ OM441.923; 5.4kW ☞ OM441.917; 5.4kW ☞ OM441.915; 5.4kW	8EA 726 022-001 Starter 395 8EA 726 022-001 Starter 395 8EA 726 022-001 Starter 395	
1222 F 1222 S, 1222 LS	160 - 165 kW 160 - 165 kW		07/89→08/94 07/89→08/94	☞ OM441.905; 5.4kW ☞ OM441.923; 5.4kW ☞ OM441.925; 5.4kW ☞ OM441.913; 5.4kW ☞ OM441.913; 4.5kW ☞ OM441.905; 4.5kW ☞ OM441.925; 4.5kW ☞ OM441.923; 4.5kW	8EA 726 022-001 Starter 395 8EA 726 022-001 Starter 395 8EA 726 022-001 Starter 395 8EA 726 022-001 Starter 395 8EA 726 023-001 Starter 395 8EA 726 023-001 Starter 395 8EA 726 023-001 Starter 395 8EA 726 023-001 Starter 395	
1224 AF	170 - 177 kW		02/93→09/96	☞ OM356.999; 4kW ☞ OM366.999; 4kW ☞ OM357.946; 4kW	8EA 725 973-001 Starter 393 8EA 725 973-001 Starter 393 8EA 725 973-001 Starter 393	
1224 AF 1824 AK	180 kW 180 kW		02/93→09/96 08/92→09/96	☞ OM401.984; 5.4kW	8EA 726 022-001 Starter 395	
1224 F 1824 AK	177 kW 177 kW		07/89→08/94 08/92→09/96	☞ OM356.999; 4kW ☞ OM356.999; 4kW	8EA 725 973-001 Starter 393 8EA 738 092-001 Starter 402	
1226 AF	180 - 200 kW		02/93→09/96	☞ OM401.989; 5.4kW ☞ OM401.984; 5.4kW ☞ OM401.978; 5.4kW ☞ OM401.973; 5.4kW	8EA 726 022-001 Starter 395 8EA 726 022-001 Starter 395 8EA 726 022-001 Starter 395 8EA 726 022-001 Starter 395	
1226 AF	195 - 218 kW		02/90→09/93	☞ OM442.920; 5.4kW ☞ OM442.932; 5.4kW ☞ OM442.933; 5.4kW ☞ OM442.907; 5.4kW ☞ OM442.914; 5.4kW ☞ OM442.926; 5.4kW	8EA 726 022-001 Starter 395 8EA 726 022-001 Starter 395 8EA 726 022-001 Starter 395 8EA 726 022-001 Starter 395 8EA 726 022-001 Starter 395 8EA 726 022-001 Starter 395	
1226 AF	250 kW		02/93→09/96	☞ OM441.989; 5.4kW	8EA 726 022-001 Starter 395	
1227 A 1827 AK	200 kW 200 kW		01/92→07/92 08/92→09/96	☞ OM401.989; 5.4kW ☞ OM401.973; 5.4kW	8EA 726 022-001 Starter 395 8EA 726 022-001 Starter 395	
1234 AF	250 kW		01/92→09/96	01/94→; -09/96; ☞ OM445.933; 5.4kW 01/94→; -09/96; ☞ OM445.923; 5.4kW ☞ OM441.989; 5.4kW ☞ OM441.993; 5.4kW	8EA 726 022-001 Starter 395 8EA 726 022-001 Starter 395 8EA 726 022-001 Starter 395 8EA 726 022-001 Starter 395	
1417	121 - 129 kW		07/89→09/96	03/94→; -09/96; ☞ OM357.915; 4kW 07/92→; -09/96; ☞ OM356.943; 4kW 07/89→; -07/92; ☞ OM366.952; 4kW ☞ OM356.940; 4kW 07/92→; -09/96; ☞ OM356.943; 4kW 07/89→; -07/92; ☞ OM366.952; 4kW 03/94→; -09/96; ☞ OM357.915; 4kW	8EA 725 973-001 Starter 393 8EA 725 973-001 Starter 393 8EA 725 973-001 Starter 393 8EA 725 973-001 Starter 393 8EA 738 092-001 Starter 402 8EA 738 092-001 Starter 402 8EA 738 092-001 Starter 402	
1417 A	121 - 129 kW		09/89→09/96	07/92→; -09/06; ☞ OM356.943; 4kW 03/94→; -09/96; ☞ OM357.915; 4kW 07/89→; -07/92; ☞ OM366.952; 4kW 07/92→; -09/06; ☞ OM356.943; 4kW 03/94→; -09/96; ☞ OM357.915; 4kW 07/89→; -07/92; ☞ OM366.952; 4kW	8EA 725 973-001 Starter 393 8EA 725 973-001 Starter 393 8EA 725 973-001 Starter 393 8EA 738 092-001 Starter 402 8EA 738 092-001 Starter 402 8EA 738 092-001 Starter 402	
1417 AK	121 - 129 kW		09/89→09/96	07/92→; -09/96; ☞ OM356.943; 4kW 01/94→; -09/96; ☞ OM357.915; 4kW 07/89→; -07/92; ☞ OM366.952; 4kW 07/92→; -09/96; ☞ OM356.943; 4kW 07/89→; -07/92; ☞ OM366.952; 4kW 01/94→; -09/96; ☞ OM357.915; 4kW	8EA 725 973-001 Starter 393 8EA 725 973-001 Starter 393 8EA 725 973-001 Starter 393 8EA 738 092-001 Starter 402 8EA 738 092-001 Starter 402 8EA 738 092-001 Starter 402	
1417 K	121 - 125 kW		07/89→09/96	07/92→; -09/96; ☞ OM356.943; 4kW 03/94→; -09/96; ☞ OM357.915; 4kW 07/89→; -07/92; ☞ OM366.952; 4kW 07/92→; -09/96; ☞ OM356.943; 4kW 07/89→; -07/92; ☞ OM366.952; 4kW 03/94→; -09/96; ☞ OM357.915; 4kW	8EA 725 973-001 Starter 393 8EA 725 973-001 Starter 393 8EA 725 973-001 Starter 393 8EA 738 092-001 Starter 402 8EA 738 092-001 Starter 402 8EA 738 092-001 Starter 402	
1420,1420 L	155 kW		12/87→09/96	02/90→; -09/96; ☞ OM356.984; 4kW 02/90→; -09/96; ☞ OM356.987; 4kW	8EA 725 973-001 Starter 393 8EA 725 973-001 Starter 393	
1420 AK	155 kW		09/89→09/96	☞ OM356.987; 4kW	8EA 725 973-001 Starter 393	

Manufacturer - Model	Power	Displ.	Year of Constr.	Remark	Part Number	Page
MERCEDES-BENZ - MK						12/87→09/96
1420 AK	160 - 165 kW		09/89→09/96	☺ OM441.923; 5.4kW	8EA 726 022-001	Starter 395
1722, 1722 L, 1722 LL	160 - 165 kW		08/88→08/94	☺ OM441.905; 5.4kW	8EA 726 022-001	Starter 395
2422	160 kW		09/89→08/94			
2422 , 2422 L	160 - 165 kW		09/89→08/94			
1420 LS	155 kW		02/90→09/96	☺ OM356.987; 4kW	8EA 725 973-001	Starter 393
2320 L	155 kW		12/87→09/96	☺ OM356.984; 4kW	8EA 725 973-001	Starter 393
1422	230 kW		02/93→08/94	☺ OM401.979; 5.4kW	8EA 726 022-001	Starter 395
1431	230 kW		12/87→08/96			
1431 F	230 kW		12/87→08/96			
1722 K	230 kW		12/88→08/94			
1831 K	230 kW		12/88→08/94			
2433 L	230 kW		12/87→09/96			
2531 B	230 kW		12/87→09/96			
1422,1422 L	160 - 165 kW		12/87→09/96	06/89→; -08/94; ☺ OM441.923; 5.4kW	8EA 726 022-001	Starter 395
1422 S,1422 LS	160 - 165 kW		12/87→09/96	06/89→; -08/94; ☺ OM441.905; 5.4kW	8EA 726 022-001	Starter 395
1422 F	160 - 165 kW		07/89→09/93	☺ OM441.925; 5.4kW	8EA 726 022-001	Starter 395
				☺ OM441.913; 5.4kW	8EA 726 022-001	Starter 395
1422 F	177 kW		03/93→08/94	☺ OM356.999; 4kW	8EA 725 973-001	Starter 393
1722 AK	177 kW		12/88→08/94			
1422 F	180 - 230 kW		02/93→08/94	☺ OM401.979; 5.4kW	8EA 726 022-001	Starter 395
				☺ OM401.973; 5.4kW	8EA 726 022-001	Starter 395
				☺ OM401.978; 5.4kW	8EA 726 022-001	Starter 395
				☺ OM401.975; 5.4kW	8EA 726 022-001	Starter 395
1422 LS	200 kW		02/93→08/94	☺ OM401.973; 5.4kW	8EA 726 022-001	Starter 395
2427 L	200 kW		12/87→09/96	☺ OM401.977; 5.4kW	8EA 726 022-001	Starter 395
1424	177 kW		07/89→09/96	☺ OM357.946; 4kW	8EA 725 973-001	Starter 393
				02/92→; -09/96; ☺ OM357.946; 4kW	8EA 738 092-001	Starter 402
1424,1424 L	180 - 200 kW		12/87→09/96	01/95→; -09/96; ☺ OM445.926; 5.4kW	8EA 726 022-001	Starter 395
1424 S,1424 LS	180 - 200 kW		12/87→09/96	02/93→; -09/96; ☺ OM401.994; 5.4kW	8EA 726 022-001	Starter 395
				01/95→; -09/96; ☺ OM445.938; 5.4kW	8EA 726 022-001	Starter 395
				02/93→; -09/96; ☺ OM401.975; 5.4kW	8EA 726 022-001	Starter 395
				02/93→; -09/96; ☺ OM401.973; 5.4kW	8EA 726 022-001	Starter 395
				01/95→; -09/96; ☺ OM445.924; 5.4kW	8EA 726 022-001	Starter 395
1426 S,1426 LS	191 - 195 kW		12/87→09/96	06/89→; -09/93; ☺ OM442.932; 5.4kW	8EA 726 022-001	Starter 395
				06/89→; -09/93; ☺ OM442.914; 5.4kW	8EA 726 022-001	Starter 395
1427	200 kW		02/93→09/96	☺ OM401.973; 5.4kW	8EA 726 022-001	Starter 395
1427 L	200 kW		12/87→09/96			
1427 S, 1427 LS	200 kW		02/93→09/96			
2527	200 kW		10/93→09/96			
2527 K	200 kW		10/93→09/96			
1427 F	200 kW		02/93→09/96	☺ OM401.991; 5.4kW	8EA 726 022-001	Starter 395
				☺ OM401.985; 5.4kW	8EA 726 022-001	Starter 395
				☺ OM445.936; 5.4kW	8EA 726 022-001	Starter 395
				01/94→; -09/96; ☺ OM445.936; 5.4kW	8EA 726 022-001	Starter 395
1427 LS	200 kW		02/93→09/96	☺ OM445.926; 5.4kW	8EA 726 022-001	Starter 395
1827 K	200 kW		01/94→09/96			
2527	200 kW		01/94→09/96			
2527 K	200 kW		01/94→09/96			
1431	213 kW		12/87→08/96	☺ OM442.907; 5.4kW	8EA 726 022-001	Starter 395
1824	213 kW		12/88→08/94	☺ OM442.907; 6kW	8EA 726 025-001	Starter 396
1624 S	180 kW		12/87→09/96	☺ OM401.975; 5.4kW	8EA 726 022-001	Starter 395
				☺ OM445.924; 5.4kW	8EA 726 022-001	Starter 395
1627 AF	195 kW		01/92→09/96	02/90→; -09/93; ☺ OM442.933; 5.4kW	8EA 726 022-001	Starter 395
				01/92→; -08/94; ☺ OM442.932; 5.4kW	8EA 726 022-001	Starter 395
				☺ OM442.914; 5.4kW	8EA 726 022-001	Starter 395
				☺ OM442.920; 5.4kW	8EA 726 022-001	Starter 395
1717,1717 L	129 kW		12/87→09/96	09/89→; -08/94; ☺ OM356.940; 4kW	8EA 725 973-001	Starter 393
				09/89→; -08/94; ☺ OM366.952; 4kW	8EA 725 973-001	Starter 393
1717 AK	129 kW		09/89→08/94	☺ OM366.952; 4kW	8EA 725 973-001	Starter 393
1717 K	129 kW		09/89→08/94	☺ OM356.940; 4kW	8EA 725 973-001	Starter 393
1720,1720 L	150 - 155 kW		12/87→09/96	02/90→; ☺ OM356.985; 4kW	8EA 725 973-001	Starter 393
				02/90→; ☺ OM366.983; 4kW	8EA 725 973-001	Starter 393
				02/90→; -08/94; ☺ OM356.984; 4kW	8EA 725 973-001	Starter 393
1720 L	151 - 153 kW		12/88→08/94	☺ OM441.920; 5.4kW	8EA 726 022-001	Starter 395
2422, 2422 L	151 - 153 kW		09/89→08/94	☺ OM441.932; 5.4kW	8EA 726 022-001	Starter 395
				☺ OM441.916; 5.4kW	8EA 726 022-001	Starter 395
1720 S	155 kW		02/90→08/94	☺ OM356.984; 4kW	8EA 725 973-001	Starter 393
1722	153 kW		08/88→08/94	☺ OM441.920; 5.4kW	8EA 726 022-001	Starter 395
2422 L	153 kW		12/87→09/96			
2522 L	153 kW		12/87→09/96			

Manufacturer - Model	Power	Displ.	Year of Constr.	Remark	Part Number	Page
MERCEDES-BENZ - MK						12/87→09/96
1722	218 kW		12/88→08/94	☉ OM442.907; 5.4kW	8EA 726 022-001	Starter 395
1729 LS	213 kW		12/87→09/96			
1722,1722 L, 1722 LL	151 - 165 kW		12/87→09/96	12/88→; -08/94; ☉ OM441.913; 5.4kW	8EA 726 022-001	Starter 395
				12/88→; -08/94; ☉ OM441.916; 5.4kW	8EA 726 022-001	Starter 395
				12/88→; -08/94; ☉ OM441.914; 5.4kW	8EA 726 022-001	Starter 395
				12/88→; -08/94; ☉ OM441.920; 5.4kW	8EA 726 022-001	Starter 395
				12/88→; -08/94; ☉ OM441.905; 5.4kW	8EA 726 022-001	Starter 395
				12/88→; -08/94; ☉ OM441.932; 5.4kW	8EA 726 022-001	Starter 395
				12/88→; -08/94; ☉ OM441.923; 5.4kW	8EA 726 022-001	Starter 395
1722 AK	151 - 165 kW		12/88→08/94	☉ OM441.926; 5.4kW	8EA 726 022-001	Starter 395
				☉ OM441.933; 5.4kW	8EA 726 022-001	Starter 395
				☉ OM441.914; 5.4kW	8EA 726 022-001	Starter 395
1722 AK	200 kW		12/88→08/94	☉ OM401.973; 5.4kW	8EA 726 022-001	Starter 395
1726 LL	200 kW		12/87→09/96	☉ OM401.978; 5.4kW	8EA 726 022-001	Starter 395
1727 L	200 kW		12/88→08/94			
1722 K	153 - 165 kW		12/88→08/94	☉ OM441.905; 5.4kW	8EA 726 022-001	Starter 395
1722 S	153 - 165 kW		12/88→08/94	☉ OM441.923; 5.4kW	8EA 726 022-001	Starter 395
				☉ OM441.920; 5.4kW	8EA 726 022-001	Starter 395
				☉ OM441.913; 5.4kW	8EA 726 022-001	Starter 395
				☉ OM441.914; 5.4kW	8EA 726 022-001	Starter 395
				☉ OM441.916; 5.4kW	8EA 726 022-001	Starter 395
1722 L	150 kW		12/88→08/94	☉ OM366.983; 4kW	8EA 725 973-001	Starter 393
1726,1726 L, 1726 LL	195 - 218 kW		12/87→09/96	12/88→; -08/94; ☉ OM442.922; 5.4kW	8EA 726 022-001	Starter 395
				12/88→; -08/94; ☉ OM442.923; 5.4kW	8EA 726 022-001	Starter 395
				12/88→; -08/94; ☉ OM442.932; 5.4kW	8EA 726 022-001	Starter 395
				12/88→; -08/94; ☉ OM442.914; 5.4kW	8EA 726 022-001	Starter 395
				12/88→; -08/94; ☉ OM442.909; 5.4kW	8EA 726 022-001	Starter 395
				12/88→; -08/94; ☉ OM442.906; 5.4kW	8EA 726 022-001	Starter 395
				12/88→; -08/94; ☉ OM442.907; 5.4kW	8EA 726 022-001	Starter 395
1726 AK	195 kW		06/89→08/94	☉ OM442.935; 5.4kW	8EA 726 022-001	Starter 395
				☉ OM442.922; 5.4kW	8EA 726 022-001	Starter 395
1726 K	195 kW		12/88→08/94	☉ OM442.922; 5.4kW	8EA 726 022-001	Starter 395
				☉ OM442.932; 5.4kW	8EA 726 022-001	Starter 395
				☉ OM442.914; 5.4kW	8EA 726 022-001	Starter 395
				☉ OM440.909; 5.4kW	8EA 726 022-001	Starter 395
1726 L, 1726 LL	250 kW		12/88→08/94	☉ OM441.960; 5.4kW	8EA 726 022-001	Starter 395
2426 L	250 kW		02/90→08/94			
2433 L	243 kW		12/87→09/96			
1726 S,1726 LS	195 - 218 kW		12/87→09/96	12/88→; -08/94; ☉ OM442.922; 5.4kW	8EA 726 022-001	Starter 395
				12/88→; -08/94; ☉ OM442.932; 5.4kW	8EA 726 022-001	Starter 395
				12/88→; -08/94; ☉ OM442.907; 5.4kW	8EA 726 022-001	Starter 395
				12/88→; -08/94; ☉ OM442.914; 5.4kW	8EA 726 022-001	Starter 395
1729	210 - 218 kW		12/87→09/96	12/87→; -08/94; ☉ OM442.923; 5.4kW	8EA 726 022-001	Starter 395
				12/87→; -08/94; ☉ OM442.907; 5.4kW	8EA 726 022-001	Starter 395
				12/87→; -08/94; ☉ OM442.906; 5.4kW	8EA 726 022-001	Starter 395
1733,1733 L, 1734 L	243 - 250 kW		12/87→09/96	01/89→; -07/92; ☉ OM445.939; 5.4kW	8EA 726 022-001	Starter 395
				01/89→; -07/92; ☉ OM445.920; 5.4kW	8EA 726 022-001	Starter 395
				01/89→; -07/92; ☉ OM441.960; 5.4kW	8EA 726 022-001	Starter 395
				01/89→; -07/92; ☉ OM441.962; 5.4kW	8EA 726 022-001	Starter 395
				01/89→; -07/92; ☉ OM441.983; 5.4kW	8EA 726 022-001	Starter 395
				01/89→; -07/92; ☉ OM441.981; 5.4kW	8EA 726 022-001	Starter 395
				01/89→; -07/92; ☉ OM441.989; 5.4kW	8EA 726 022-001	Starter 395
				01/89→; -07/92; ☉ OM441.986; 5.4kW	8EA 726 022-001	Starter 395
1733 S,1733 LS	243 - 249 kW		12/87→09/96	01/89→; -07/92; ☉ OM441.962; 5.4kW	8EA 726 022-001	Starter 395
				01/89→; -07/92; ☉ OM441.960; 5.4kW	8EA 726 022-001	Starter 395
				01/89→; -07/92; ☉ OM441.981; 5.4kW	8EA 726 022-001	Starter 395
				01/89→; -07/92; ☉ OM441.983; 5.4kW	8EA 726 022-001	Starter 395
1820,1820 L	155 kW		12/87→09/96	01/94→; -09/96; ☉ OM357.925; 4kW	8EA 725 973-001	Starter 393
				01/91→; -02/01; ☉ OM356.984; 4kW	8EA 725 973-001	Starter 393
				05/92→; -09/96; ☉ OM356.987; 4kW	8EA 725 973-001	Starter 393
				05/92→; -09/96; ☉ OM356.987; 4kW	8EA 738 092-001	Starter 402
				01/94→; -09/96; ☉ OM357.925; 4kW	8EA 738 092-001	Starter 402
				01/91→; -02/01; ☉ OM356.984; 4kW	8EA 738 092-001	Starter 402
1820 AK	155 kW		07/93→09/96	☉ OM356.987; 4kW	8EA 725 973-001	Starter 393
				01/94→; -09/96; ☉ OM357.925; 4kW	8EA 725 973-001	Starter 393
				☉ OM356.987; 4kW	8EA 738 092-001	Starter 402
				01/94→; -09/96; ☉ OM357.925; 4kW	8EA 738 092-001	Starter 402

Manufacturer - Model	Power	Displ.	Year of Constr.	Remark	Part Number	Page
MERCEDES-BENZ - MK						12/87→09/96
1820 K	155 kW		05/92→09/96	⊕ OM356.987; 4kW ⊕ OM357.925; 4kW	8EA 725 973-001 Starter 393 8EA 725 973-001 Starter 393	
1824	180 kW		08/92→09/96	⊕ OM401.975; 5.4kW	8EA 726 022-001 Starter 395	
1824 K	180 kW		08/92→09/96			
2524	180 kW		06/92→09/96			
2524 K	180 kW		06/92→09/96			
1824	180 kW		01/94→09/96	⊕ OM445.938; 5.4kW ⊕ OM445.924; 5.4kW	8EA 726 022-001 Starter 395 8EA 726 022-001 Starter 395	
1824,1824 L	180 kW		12/87→09/96	08/92→; -09/96; ⊕ OM445.941; 5.4kW 08/92→; -09/96; ⊕ OM445.938; 5.4kW 01/94→; -09/96; ⊕ OM445.924; 5.4kW	8EA 726 022-001 Starter 395 8EA 726 022-001 Starter 395 8EA 726 022-001 Starter 395	
1824 AK	180 - 230 kW		01/94→09/96	⊕ OM445.930; 5.4kW ⊕ OM445.933; 5.4kW ⊕ OM445.925; 5.4kW	8EA 726 022-001 Starter 395 8EA 726 022-001 Starter 395 8EA 726 022-001 Starter 395	
1824 K	180 kW		01/94→09/96	⊕ OM445.938; 5.4kW ⊕ OM445.926; 5.4kW ⊕ OM445.924; 5.4kW	8EA 726 022-001 Starter 395 8EA 726 022-001 Starter 395 8EA 726 022-001 Starter 395	
1827,1827 L	200 kW		12/87→09/96	02/91→; -02/01; ⊕ OM401.977; 5.4kW 02/91→; -02/01; ⊕ OM401.991; 5.4kW 02/91→; -02/01; ⊕ OM401.973; 5.4kW 01/94→; -09/96; ⊕ OM445.936; 5.4kW 01/94→; -09/96; ⊕ OM445.926; 5.4kW	8EA 726 022-001 Starter 395 8EA 726 022-001 Starter 395 8EA 726 022-001 Starter 395 8EA 726 022-001 Starter 395 8EA 726 022-001 Starter 395	
1827 S,1827 LS	200 kW		12/87→09/96	12/90→; -09/96; ⊕ OM401.977; 5.4kW 12/90→; -09/96; ⊕ OM401.991; 5.4kW 12/90→; -09/96; ⊕ OM401.973; 5.4kW 01/94→; -09/96; ⊕ OM445.936; 5.4kW 01/94→; -09/96; ⊕ OM445.926; 5.4kW	8EA 726 022-001 Starter 395 8EA 726 022-001 Starter 395 8EA 726 022-001 Starter 395 8EA 726 022-001 Starter 395 8EA 726 022-001 Starter 395	
1831,1831 L	230 kW		12/87→09/96	01/94→; -09/96; ⊕ OM445.937; 5.4kW 01/94→; -09/96; ⊕ OM445.929; 5.4kW 07/92→; -09/96; ⊕ OM401.993; 5.4kW 07/92→; -09/96; ⊕ OM401.979; 5.4kW 07/92→; -09/96; ⊕ OM401.972; 5.4kW	8EA 726 022-001 Starter 395 8EA 726 022-001 Starter 395 8EA 726 022-001 Starter 395 8EA 726 022-001 Starter 395 8EA 726 022-001 Starter 395	
1831 K	280 kW		12/88→08/94	⊕ OM402.987; 5.4kW	8EA 726 022-001 Starter 395	
1831 S,1831 LS	230 kW		12/87→09/96	01/94→; -09/96; ⊕ OM445.937; 5.4kW 01/94→; -09/96; ⊕ OM445.929; 5.4kW 12/90→; -02/01; ⊕ OM401.979; 5.4kW 12/90→; -02/01; ⊕ OM401.993; 5.4kW 12/90→; -02/01; ⊕ OM401.972; 5.4kW	8EA 726 022-001 Starter 395 8EA 726 022-001 Starter 395 8EA 726 022-001 Starter 395 8EA 726 022-001 Starter 395 8EA 726 022-001 Starter 395	
1834,1834 L	250 kW		12/87→09/96	04/91→; -02/01; ⊕ OM441.991; 5.4kW 01/91→; -02/01; ⊕ OM441.989; 5.4kW 01/91→; -02/01; ⊕ OM441.986; 5.4kW 01/91→; -01/01; ⊕ OM445.920; 5.4kW 04/91→; -09/96; ⊕ OM441.987; 5.4kW 01/94→; ⊕ OM445.921; 5.4kW 01/94→; -01/01; ⊕ OM445.939; 5.4kW	8EA 726 022-001 Starter 395 8EA 726 022-001 Starter 395 8EA 726 022-001 Starter 395 8EA 726 022-001 Starter 395 8EA 726 022-001 Starter 395 8EA 726 022-001 Starter 395 8EA 726 022-001 Starter 395	
1834 S,1834 LS	250 kW		12/87→09/96	01/91→; -02/01; ⊕ OM441.989; 5.4kW 01/91→; -02/01; ⊕ OM441.986; 5.4kW 01/94→; -01/01; ⊕ OM445.939; 5.4kW 01/94→; -01/01; ⊕ OM445.920; 5.4kW	8EA 726 022-001 Starter 395 8EA 726 022-001 Starter 395 8EA 726 022-001 Starter 395 8EA 726 022-001 Starter 395	
1926	195 kW		12/87→09/96	⊕ OM442.932; 5.4kW	8EA 726 022-001 Starter 395	
2426, 2426 L	195 kW		02/90→08/94	⊕ OM442.922; 5.4kW ⊕ OM442.914; 5.4kW	8EA 726 022-001 Starter 395 8EA 726 022-001 Starter 395	
2327 L	200 kW		12/87→09/96	⊕ OM401.973; 5.4kW ⊕ OM445.926; 5.4kW	8EA 726 022-001 Starter 395 8EA 726 022-001 Starter 395	
2420,2420 L	150 - 155 kW		12/87→09/96	02/90→; -08/94; ⊕ OM366.983; 4kW 02/90→; -08/94; ⊕ OM356.984; 4kW	8EA 725 973-001 Starter 393 8EA 725 973-001 Starter 393	
2422,2422 L	153 - 165 kW		12/87→09/96	09/89→; -08/94; ⊕ OM441.923; 5.4kW 09/89→; -08/94; ⊕ OM441.924; 5.4kW 09/89→; -08/94; ⊕ OM441.905; 5.4kW 09/89→; -08/94; ⊕ OM441.920; 5.4kW	8EA 726 022-001 Starter 395 8EA 726 022-001 Starter 395 8EA 726 022-001 Starter 395 8EA 726 022-001 Starter 395	
2422 B	160 - 165 kW		09/89→08/94	⊕ OM441.924; 5.4kW ⊕ OM441.912; 5.4kW	8EA 726 022-001 Starter 395 8EA 726 022-001 Starter 395	
2422 K	160 - 165 kW		09/89→08/94	⊕ OM441.923; 5.4kW ⊕ OM441.924; 5.4kW ⊕ OM441.912; 5.4kW ⊕ OM441.905; 5.4kW	8EA 726 022-001 Starter 395 8EA 726 022-001 Starter 395 8EA 726 022-001 Starter 395 8EA 726 022-001 Starter 395	

Manufacturer - Model	Power	Displ.	Year of Constr.	Remark	Part Number	Page				
MERCEDES-BENZ - MK						12/87→09/96				
2422 L	160 - 170 kW		12/87→09/96	☺ OM441.923; 5.4kW	8EA 726 022-001	Starter 395				
				☺ OM441.905; 5.4kW	8EA 726 022-001	Starter 395				
				☺ OM441.905; 6kW	8EA 726 025-001	Starter 396				
2426	195 kW		12/87→09/96	☺ OM442.922; 5.4kW	8EA 726 022-001	Starter 395				
				☺ OM442.932; 5.4kW	8EA 726 022-001	Starter 395				
				☺ OM442.914; 5.4kW	8EA 726 022-001	Starter 395				
				☺ OM442.909; 5.4kW	8EA 726 022-001	Starter 395				
2426	195 kW		01/90→08/94	☺ OM442.934; 5.4kW	8EA 726 022-001	Starter 395				
				☺ OM442.932; 5.4kW	8EA 726 022-001	Starter 395				
				☺ OM442.914; 5.4kW	8EA 726 022-001	Starter 395				
				☺ OM442.921; 5.4kW	8EA 726 022-001	Starter 395				
2426 B	195 kW		02/90→08/94	☺ OM442.921; 5.4kW	8EA 726 022-001	Starter 395				
2426 L	195 kW		12/87→09/96	☺ OM442.932; 5.4kW	8EA 726 022-001	Starter 395				
				☺ OM442.914; 5.4kW	8EA 726 022-001	Starter 395				
2426 L	200 - 230 kW		02/90→08/94	☺ OM401.973; 5.4kW	8EA 726 022-001	Starter 395				
				☺ OM401.979; 5.4kW	8EA 726 022-001	Starter 395				
2427 B	200 kW		02/90→08/94	☺ OM401.977; 5.4kW	8EA 726 022-001	Starter 395				
				☺ OM401.978; 5.4kW	8EA 726 022-001	Starter 395				
				☺ OM401.977; 6kW	8EA 726 025-001	Starter 396				
2427 B	210 kW		02/90→08/94	☺ OM442.923; 5.4kW	8EA 726 022-001	Starter 395				
2429	210 - 218 kW		12/87→09/96	12/87→; -08/94; ☺ OM442.907; 5.4kW	8EA 726 022-001	Starter 395				
				12/87→; -08/94; ☺ OM442.923; 5.4kW	8EA 726 022-001	Starter 395				
				☺ OM442.909; 5.4kW	8EA 726 022-001	Starter 395				
				12/87→; -08/94; ☺ OM442.906; 5.4kW	8EA 726 022-001	Starter 395				
2431 2531 L	230 kW		12/87→09/96	☺ OM445.937; 5.4kW	8EA 726 022-001	Starter 395				
				230 kW	12/87→09/96	☺ OM401.993; 5.4kW	8EA 726 022-001	Starter 395		
						☺ OM401.972; 5.4kW	8EA 726 022-001	Starter 395		
	☺ OM401.979; 5.4kW	8EA 726 022-001	Starter 395							
	☺ OM445.929; 5.4kW	8EA 726 022-001	Starter 395							
					☺ OM445.937; 6kW	8EA 726 025-001	Starter 396			
					☺ OM445.929; 6kW	8EA 726 025-001	Starter 396			
2433,2433 L, 2434 L	243 - 250 kW		12/87→09/96	05/89→; -07/92; ☺ OM445.920; 5.4kW	8EA 726 022-001	Starter 395				
				05/89→; -07/92; ☺ OM441.989; 5.4kW	8EA 726 022-001	Starter 395				
				05/89→; -07/92; ☺ OM445.939; 5.4kW	8EA 726 022-001	Starter 395				
				05/89→; -07/92; ☺ OM441.960; 5.4kW	8EA 726 022-001	Starter 395				
				05/89→; -07/92; ☺ OM441.962; 5.4kW	8EA 726 022-001	Starter 395				
				05/89→; -07/92; ☺ OM441.983; 5.4kW	8EA 726 022-001	Starter 395				
				05/89→; -07/92; ☺ OM441.981; 5.4kW	8EA 726 022-001	Starter 395				
				01/91→; -09/96; ☺ OM441.989; 5.4kW	8EA 726 022-001	Starter 395				
				05/89→; -07/92; ☺ OM441.986; 5.4kW	8EA 726 022-001	Starter 395				
				01/94→; -08/96; ☺ OM445.920; 6kW	8EA 726 025-001	Starter 396				
				01/94→; -08/96; ☺ OM445.939; 6kW	8EA 726 025-001	Starter 396				
				2433 K	249 kW		09/89→07/92	☺ OM441.960; 5.4kW	8EA 726 022-001	Starter 395
								☺ OM441.981; 5.4kW	8EA 726 022-001	Starter 395
				2433 S	243 - 250 kW		12/87→09/96	☺ OM441.981; 5.4kW	8EA 726 022-001	Starter 395
☺ OM441.960; 5.4kW	8EA 726 022-001	Starter 395								
☺ OM441.986; 5.4kW	8EA 726 022-001	Starter 395								
☺ OM441.989; 5.4kW	8EA 726 022-001	Starter 395								
2433 S,2433 LS	243 - 249 kW		12/87→09/96	05/89→; -07/92; ☺ OM441.962; 5.4kW	8EA 726 022-001	Starter 395				
				05/89→; -07/92; ☺ OM441.960; 5.4kW	8EA 726 022-001	Starter 395				
				05/89→; -07/92; ☺ OM441.981; 5.4kW	8EA 726 022-001	Starter 395				
				05/89→; -07/92; ☺ OM441.983; 5.4kW	8EA 726 022-001	Starter 395				
2522 L	165 kW		12/87→09/96	☺ OM441.905; 5.4kW	8EA 726 022-001	Starter 395				
				☺ OM445.924; 5.4kW	8EA 726 022-001	Starter 395				
2524	180 kW		01/94→09/96	☺ OM445.924; 5.4kW	8EA 726 022-001	Starter 395				
2524 K	180 kW		01/94→09/96							
2524,2524 L	180 kW		12/87→09/96	01/94→; -09/96; ☺ OM445.924; 5.4kW	8EA 726 022-001	Starter 395				
2524,2524 L	180 - 200 kW		12/87→09/96	02/93→; -09/96; ☺ OM401.973; 5.4kW	8EA 726 022-001	Starter 395				
				06/92→; -09/96; ☺ OM401.975; 5.4kW	8EA 726 022-001	Starter 395				
				☺ OM445.938; 5.4kW	8EA 726 022-001	Starter 395				
2524 L	180 kW		12/87→09/96	☺ OM445.941; 5.4kW	8EA 726 022-001	Starter 395				
				☺ OM445.924; 5.4kW	8EA 726 022-001	Starter 395				
				☺ OM401.975; 5.4kW	8EA 726 022-001	Starter 395				
				☺ OM401.980; 5.4kW	8EA 726 022-001	Starter 395				
2527 B	200 kW		03/91→09/96	03/91→; -08/94; ☺ OM401.978; 5.4kW	8EA 726 022-001	Starter 395				
				☺ OM401.973; 5.4kW	8EA 726 022-001	Starter 395				
				☺ OM445.927; 5.4kW	8EA 726 022-001	Starter 395				
2527 B	200 kW		01/94→09/96	☺ OM445.927; 5.4kW	8EA 726 022-001	Starter 395				
2527 L	195 kW		03/91→08/94	☺ OM442.914; 5.4kW	8EA 726 022-001	Starter 395				

Manufacturer - Model	Power	Displ.	Year of Constr.	Remark	Part Number	Page
MERCEDES-BENZ - MK					12/87→09/96	
2527 L	200 kW		12/87→09/96	☼ OM445.936; 5.4kW ☼ OM401.991; 5.4kW ☼ OM401.973; 5.4kW ☼ OM445.926; 5.4kW ☼ OM401.977; 5.4kW ☼ OM445.926; 6kW	8EA 726 022-001 Starter 395 8EA 726 022-001 Starter 395 8EA 726 022-001 Starter 395 8EA 726 022-001 Starter 395 8EA 726 022-001 Starter 395 8EA 726 025-001 Starter 396	
2527 L	200 - 230 kW		09/92→09/96	10/93→; -09/96; ☼ OM401.975; 5.4kW 10/93→; -09/96; ☼ OM401.973; 5.4kW 12/90→; -08/94; ☼ OM401.977; 5.4kW 10/93→; -09/96; ☼ OM401.979; 5.4kW	8EA 726 022-001 Starter 395 8EA 726 022-001 Starter 395 8EA 726 022-001 Starter 395 8EA 726 022-001 Starter 395	
2527 L	200 - 230 kW		01/94→09/96	☼ OM445.936; 5.4kW ☼ OM445.940; 5.4kW ☼ OM445.929; 5.4kW ☼ OM445.924; 5.4kW ☼ OM445.926; 5.4kW	8EA 726 022-001 Starter 395 8EA 726 022-001 Starter 395 8EA 726 022-001 Starter 395 8EA 726 022-001 Starter 395 8EA 726 022-001 Starter 395	
2531,2531 L	230 kW		12/87→09/96	01/94→; -09/96; ☼ OM445.929; 5.4kW 12/90→; ☼ OM401.993; 5.4kW 12/90→; -02/01; ☼ OM401.972; 5.4kW 12/90→; -02/01; ☼ OM401.979; 5.4kW	8EA 726 022-001 Starter 395 8EA 726 022-001 Starter 395 8EA 726 022-001 Starter 395 8EA 726 022-001 Starter 395	
2531 L	250 kW		12/87→09/96	☼ OM445.920; 5.4kW	8EA 726 022-001 Starter 395	
2534,2534 L	250 kW		12/87→09/96	01/91→; -02/01; ☼ OM441.989; 5.4kW 01/91→; -02/01; ☼ OM441.986; 5.4kW 03/91→; -01/01; ☼ OM441.987; 5.4kW 01/94→; -01/01; ☼ OM445.922; 5.4kW 01/91→; -09/96; ☼ OM441.991; 5.4kW 01/94→; -01/01; ☼ OM445.920; 5.4kW 01/94→; -01/01; ☼ OM445.921; 5.4kW	8EA 726 022-001 Starter 395 8EA 726 022-001 Starter 395 8EA 726 022-001 Starter 395 8EA 726 022-001 Starter 395 8EA 726 022-001 Starter 395 8EA 726 022-001 Starter 395 8EA 726 022-001 Starter 395	
2534 K	250 kW		01/91→09/96	01/94→; -01/01; ☼ OM445.920; 5.4kW ☼ OM441.989; 5.4kW ☼ OM441.986; 5.4kW	8EA 726 022-001 Starter 395 8EA 726 022-001 Starter 395 8EA 726 022-001 Starter 395	
2534 L	230 kW		12/87→09/96	☼ OM401.974; 5.4kW	8EA 726 022-001 Starter 395	
2534 L	250 kW		12/87→09/96	☼ OM445.929; 5.4kW ☼ OM445.920; 5.4kW ☼ OM445.929; 6kW	8EA 726 022-001 Starter 395 8EA 726 022-001 Starter 395 8EA 726 025-001 Starter 396	
2534 S,2534 LS	250 kW		12/87→09/96	01/91→; -01/01; ☼ OM445.922; 5.4kW 03/91→; -01/01; ☼ OM441.987; 5.4kW 01/94→; -01/01; ☼ OM445.921; 5.4kW 01/91→; -09/96; ☼ OM441.986; 5.4kW 01/94→; -01/01; ☼ OM445.920; 5.4kW	8EA 726 022-001 Starter 395 8EA 726 022-001 Starter 395 8EA 726 022-001 Starter 395 8EA 726 022-001 Starter 395 8EA 726 022-001 Starter 395	
3231 L	230 kW		12/87→09/96	☼ OM401.972; 5.4kW ☼ OM401.993; 5.4kW ☼ OM401.979; 5.4kW ☼ OM445.929; 5.4kW ☼ OM445.929; 6kW	8EA 726 022-001 Starter 395 8EA 726 022-001 Starter 395 8EA 726 022-001 Starter 395 8EA 726 022-001 Starter 395 8EA 726 025-001 Starter 396	
MERCEDES-BENZ - NG					08/73→09/96	
1013	96 kW		02/76→12/84	☼ OM353.943; 3kW	8EA 726 019-001 Starter 394	
1013 A	96 kW		02/76→12/86	☼ OM353.942; 3kW	8EA 726 019-001 Starter 394	
1013 AK	96 kW		02/76→12/84	☼ OM353.943; 3kW	8EA 726 019-001 Starter 394	
1013 K	96 kW		02/76→12/84	☼ OM353.946; 3kW ☼ OM353.945; 3kW ☼ OM353.942; 3kW	8EA 726 019-001 Starter 394 8EA 726 019-001 Starter 394 8EA 726 019-001 Starter 394	
1013 KO	96 kW		02/76→12/84	☼ OM353.946; 3kW ☼ OM353.943; 3kW ☼ OM353.945; 3kW	8EA 726 019-001 Starter 394 8EA 726 019-001 Starter 394 8EA 726 019-001 Starter 394	
1013 S	96 kW		02/76→12/84	☼ OM353.946; 3kW ☼ OM353.943; 3kW ☼ OM353.942; 3kW	8EA 726 019-001 Starter 394 8EA 726 019-001 Starter 394 8EA 726 019-001 Starter 394	
1017	124 kW		11/75→02/91	☼ OM353.950; 4kW ☼ OM353.975; 4kW ☼ OM353.953; 4kW ☼ OM353.952; 4kW ☼ OM353.975; 3kW ☼ OM353.952; 3kW ☼ OM353.953; 3kW ☼ OM353.950; 3kW	8EA 725 973-001 Starter 393 8EA 725 973-001 Starter 393 8EA 725 973-001 Starter 393 8EA 725 973-001 Starter 393 8EA 726 019-001 Starter 394 8EA 726 019-001 Starter 394 8EA 726 019-001 Starter 394 8EA 726 019-001 Starter 394	

Manufacturer - Model	Power	Displ.	Year of Constr.	Remark	Part Number	Page
MERCEDES-BENZ - NG					08/73→09/96	
1017 A	124 kW		11/75→02/91	⚙️ OM353.950; 4kW ⚙️ OM353.952; 4kW ⚙️ OM353.953; 4kW ⚙️ OM353.952; 3kW ⚙️ OM353.950; 3kW ⚙️ OM353.953; 3kW	8EA 725 973-001 Starter 393 8EA 725 973-001 Starter 393 8EA 725 973-001 Starter 393 8EA 726 019-001 Starter 394 8EA 726 019-001 Starter 394 8EA 726 019-001 Starter 394	
1017 AF	124 kW		11/75→09/85	⚙️ OM353.954; 4kW	8EA 725 973-001 Starter 393	
1017 AK	124 kW		02/76→12/84	⚙️ OM353.950; 3kW	8EA 726 019-001 Starter 394	
1017 AS	124 kW		04/77→09/85	⚙️ OM353.950; 4kW ⚙️ OM353.950; 3kW	8EA 725 973-001 Starter 393 8EA 726 019-001 Starter 394	
1017 K	124 kW		02/76→12/84	08/79→; -12/84; ⚙️ OM353.950; 4kW ⚙️ OM353.950; 3kW	8EA 725 973-001 Starter 393 8EA 726 019-001 Starter 394	
1017 KO,1017 F	124 kW		08/73→09/96	11/75→; -09/85; ⚙️ OM353.954; 4kW 11/75→; -09/85; ⚙️ OM353.953; 4kW 11/75→; -09/85; ⚙️ OM353.952; 4kW 11/75→; -05/84; ⚙️ OM353.952; 3kW 11/75→; -05/84; ⚙️ OM353.954; 3kW 11/75→; -05/84; ⚙️ OM353.953; 3kW	8EA 725 973-001 Starter 393 8EA 725 973-001 Starter 393 8EA 725 973-001 Starter 393 8EA 726 019-001 Starter 394 8EA 726 019-001 Starter 394 8EA 726 019-001 Starter 394	
1017 S,1017 LS	124 kW		08/73→09/96	02/76→; -12/84; ⚙️ OM353.971; 3kW 02/76→; -12/84; ⚙️ OM353.970; 3kW	8EA 726 019-001 Starter 394 8EA 726 019-001 Starter 394	
1213	96 kW		09/75→05/86	⚙️ OM353.943; 3kW	8EA 726 019-001 Starter 394	
1213 A	96 kW		09/75→05/86	⚙️ OM353.946; 3kW	8EA 726 019-001 Starter 394	
1213 AK	96 kW		09/75→05/86	⚙️ OM353.944; 3kW	8EA 726 019-001 Starter 394	
1213 AS	96 kW		09/75→05/86			
1213 K	96 kW		09/75→05/86	⚙️ OM353.945; 3kW	8EA 726 019-001 Starter 394	
1213 S	96 kW		09/75→05/86			
1213 AKO	96 kW		09/75→05/86	⚙️ OM353.946; 3kW	8EA 726 019-001 Starter 394	
1213 KO	96 kW		09/75→05/86	⚙️ OM353.944; 3kW	8EA 726 019-001 Starter 394	
1413	96 kW		09/75→12/84			
1613 K	96 kW		01/75→12/84			
1613 KO	96 kW		01/75→12/84			
1217,1217 L	124 kW		08/73→09/96	09/75→; -09/85; ⚙️ OM353.951; 3kW 09/75→; -09/85; ⚙️ OM353.952; 3kW 09/75→; -09/85; ⚙️ OM353.953; 3kW 09/75→; -09/85; ⚙️ OM353.970; 3kW 09/75→; -09/85; ⚙️ OM353.971; 3kW 09/75→; -09/85; ⚙️ OM353.950; 3kW	8EA 726 019-001 Starter 394 8EA 726 019-001 Starter 394 8EA 726 019-001 Starter 394 8EA 726 019-001 Starter 394 8EA 726 019-001 Starter 394 8EA 726 019-001 Starter 394	
1217 A	124 kW		09/75→09/85	⚙️ OM353.951; 3kW	8EA 726 019-001 Starter 394	
1217 AS	124 kW		09/75→09/85	⚙️ OM353.952; 3kW ⚙️ OM353.953; 3kW ⚙️ OM353.950; 3kW	8EA 726 019-001 Starter 394 8EA 726 019-001 Starter 394 8EA 726 019-001 Starter 394	
1217 AK	124 kW		09/75→09/85	⚙️ OM353.951; 3kW	8EA 726 019-001 Starter 394	
1217 K	124 kW		09/75→12/84	⚙️ OM353.950; 3kW	8EA 726 019-001 Starter 394	
1217 CA	125 kW		05/82→10/90	⚙️ OM366.960; 4kW	8EA 725 973-001 Starter 393	
1217 KO	124 kW		09/75→09/85	⚙️ OM353.951; 3kW ⚙️ OM353.950; 3kW ⚙️ OM353.953; 3kW	8EA 726 019-001 Starter 394 8EA 726 019-001 Starter 394 8EA 726 019-001 Starter 394	
1217 S,1217 LS	124 kW		08/73→09/96	09/75→; -09/85; ⚙️ OM353.952; 3kW 09/75→; -09/85; ⚙️ OM353.953; 3kW 09/75→; -09/85; ⚙️ OM353.950; 3kW 09/75→; -09/85; ⚙️ OM353.951; 3kW	8EA 726 019-001 Starter 394 8EA 726 019-001 Starter 394 8EA 726 019-001 Starter 394 8EA 726 019-001 Starter 394	
1219	141 kW		09/75→09/84	03/77→; -09/84; ⚙️ OM401.915; 5.4kW	8EA 726 022-001 Starter 395	
1219 S	141 kW		09/75→09/84	03/77→; -09/84; ⚙️ OM401.914; 5.4kW 09/75→; -02/77; ⚙️ OM401.914; 6kW 09/75→; -02/77; ⚙️ OM401.915; 6kW	8EA 726 022-001 Starter 395 8EA 726 025-001 Starter 396 8EA 726 025-001 Starter 396	
1219 A	141 kW		09/75→12/82	03/77→; -12/82; ⚙️ OM401.906; 5.4kW 03/77→; -12/82; ⚙️ OM401.905; 5.4kW 09/75→; -02/77; ⚙️ OM401.906; 6kW 09/75→; -02/77; ⚙️ OM401.905; 6kW	8EA 726 022-001 Starter 395 8EA 726 022-001 Starter 395 8EA 726 025-001 Starter 396 8EA 726 025-001 Starter 396	
1219 AF	141 kW		09/75→09/84	03/77→; -09/84; ⚙️ OM401.919; 5.4kW 09/75→; -02/77; ⚙️ OM401.919; 6kW	8EA 726 022-001 Starter 395 8EA 726 025-001 Starter 396	
1219 AK	141 kW		09/75→12/84	03/77→; -12/84; ⚙️ OM401.905; 5.4kW 09/75→; -02/77; ⚙️ OM401.905; 6kW	8EA 726 022-001 Starter 395 8EA 726 025-001 Starter 396	
1219 F	141 kW		09/75→09/84	03/77→; -09/84; ⚙️ OM401.918; 5.4kW 09/75→; -02/77; ⚙️ OM401.918; 6kW	8EA 726 022-001 Starter 395 8EA 726 025-001 Starter 396	
1219 K	141 kW		09/75→09/84	03/77→; -09/84; ⚙️ OM401.905; 5.4kW 03/77→; -09/84; ⚙️ OM401.906; 5.4kW 09/75→; -02/77; ⚙️ OM401.905; 6kW 09/75→; -02/77; ⚙️ OM401.906; 6kW	8EA 726 022-001 Starter 395 8EA 726 022-001 Starter 395 8EA 726 025-001 Starter 396 8EA 726 025-001 Starter 396	

Manufacturer - Model	Power	Displ.	Year of Constr.	Remark	Part Number	Page
MERCEDES-BENZ - NG						08/73→09/96
1222	159 kW		07/82→02/90	☺ OM421.905; 5.4kW	8EA 726 022-001	Starter 395
1222 A	159 kW		05/82→10/90			
1222 S	159 kW		07/82→02/90			
2222 K	159 kW		05/82→10/89			
2422 K	159 kW		10/81→03/91			
1222 AF	159 kW		05/82→12/91	☺ OM421.906; 5.4kW	8EA 726 022-001	Starter 395
1222 F	159 kW		05/82→12/91			
1422 F	159 kW		05/82→10/90			
1225 AF	213 kW		05/82→12/91	☺ OM442.907; 5.4kW	8EA 726 022-001	Starter 395
1429 AF	213 kW		08/73→09/96			
1413 A	96 kW		09/75→12/84	☺ OM353.964; 3kW	8EA 726 019-001	Starter 394
1413 AK	96 kW		09/75→12/84	☺ OM353.946; 3kW	8EA 726 019-001	Starter 394
1413 AKO	96 kW		09/75→12/84	☺ OM353.944; 3kW	8EA 726 019-001	Starter 394
1413 K	96 kW		09/75→12/84			
1413 KO	96 kW		09/75→12/84			
1414	100 kW		04/84→03/91	☺ OM366.906; 4kW	8EA 725 973-001	Starter 393
1414 K	100 kW		04/84→03/91	☺ OM366.909; 4kW	8EA 725 973-001	Starter 393
1417	124 kW		05/75→12/84	☺ OM353.971; 3kW	8EA 726 019-001	Starter 394
1417 A	124 kW		05/75→12/84	☺ OM353.951; 3kW	8EA 726 019-001	Starter 394
1417 AK	124 kW		05/75→12/84			
1417 K	124 kW		05/75→12/84			
1417 KO	124 kW		05/75→12/84			
1417 AKO	124 kW		05/75→12/84	☺ OM353.953; 3kW	8EA 726 019-001	Starter 394
1417 C	125 kW		04/84→03/91	☺ OM366.951; 4kW	8EA 725 973-001	Starter 393
1417 CA	125 kW		04/84→03/91	☺ OM366.952; 4kW	8EA 725 973-001	Starter 393
1417 CAK	125 kW		04/84→03/91			
1417 CK	125 kW		04/84→03/91			
1617 CAK	125 kW		04/84→03/91			
1419,1419 L	141 kW		08/73→09/96	03/77→; →12/82; ☺ OM401.914; 5.4kW	8EA 726 022-001	Starter 395
1419 AS	141 kW		05/75→12/82	05/75→; →02/77; ☺ OM401.914; 6kW	8EA 726 025-001	Starter 396
1419 F	141 kW		05/75→12/82			
1419 AK	141 kW		05/75→12/84	03/77→; →12/84; ☺ OM401.905; 5.4kW	8EA 726 022-001	Starter 395
				05/75→; →02/77; ☺ OM401.905; 6kW	8EA 726 025-001	Starter 396
1419 C,1419 CL	141 kW		08/73→09/96	05/83→; →06/85; ☺ OM362.906; 4kW	8EA 725 973-001	Starter 393
				05/83→; →06/85; ☺ OM362.909; 4kW	8EA 725 973-001	Starter 393
1419 K	141 kW		05/75→12/82	03/77→; →12/82; ☺ OM401.905; 5.4kW	8EA 726 022-001	Starter 395
1419 S,1419 LS	141 kW		08/73→09/96	05/75→; →02/77; ☺ OM401.905; 6kW	8EA 726 025-001	Starter 396
1420,1420 L	150 kW		08/73→09/96	07/85→; →03/91; ☺ OM366.983; 4kW	8EA 725 973-001	Starter 393
1620,1620 L	150 kW		08/73→09/96			
2220,2220 L	150 kW		08/73→09/96			
1420 LS	150 kW		07/85→03/91	03/87→; →03/91; ☺ OM366.983; 4kW	8EA 725 973-001	Starter 393
1422,1422 L	159 kW		08/73→09/96	05/82→; →10/90; ☺ OM421.905; 5.4kW	8EA 726 022-001	Starter 395
1422 S, 1422 LS	159 kW		08/73→09/96	05/82→; →10/90; ☺ OM401.905; 5.4kW	8EA 726 022-001	Starter 395
1424,1424 L	176 kW		08/73→09/96	03/77→; →01/87; ☺ OM402.911; 5.4kW	8EA 726 022-001	Starter 395
				03/77→; →01/87; ☺ OM402.910; 5.4kW	8EA 726 022-001	Starter 395
				05/75→; →02/77; ☺ OM402.910; 6kW	8EA 726 025-001	Starter 396
				05/75→; →02/77; ☺ OM402.911; 6kW	8EA 726 025-001	Starter 396
1424 F	176 kW		07/75→01/87	03/77→; →01/87; ☺ OM402.919; 5.4kW	8EA 726 022-001	Starter 395
				07/75→; →02/77; ☺ OM402.919; 6kW	8EA 726 025-001	Starter 396
1424 K	176 kW		07/75→01/87	03/77→; →01/87; ☺ OM402.911; 5.4kW	8EA 726 022-001	Starter 395
				03/77→; →01/87; ☺ OM402.910; 5.4kW	8EA 726 022-001	Starter 395
				07/75→; →02/77; ☺ OM402.910; 6kW	8EA 726 025-001	Starter 396
				07/75→; →02/77; ☺ OM402.911; 6kW	8EA 726 025-001	Starter 396
1424 S,1424 LS	176 kW		08/73→09/96	05/82→; →01/87; ☺ OM402.910; 5.4kW	8EA 726 022-001	Starter 395
				05/82→; →01/87; ☺ OM402.911; 5.4kW	8EA 726 022-001	Starter 395
1425 AF	184 kW		08/73→09/96	12/82→; →09/96; ☺ OM422.909; 5.4kW	8EA 726 022-001	Starter 395
				12/82→; →09/96; ☺ OM422.909; 6kW	8EA 726 025-001	Starter 396
1425 S,1425 LS	184 kW		08/73→09/96	11/82→; →03/91; ☺ OM422.909; 5.4kW	8EA 726 022-001	Starter 395
				11/82→; →03/91; ☺ OM422.909; 6kW	8EA 726 025-001	Starter 396
1428 AF	206 kW		08/73→09/96	☺ OM422.913; 5.4kW	8EA 726 022-001	Starter 395
1428 F	206 kW		05/82→12/91	☺ OM422.907; 5.4kW	8EA 726 022-001	Starter 395
				☺ OM422.913; 5.4kW	8EA 726 022-001	Starter 395
1613,1613 L	96 kW		08/73→09/96	01/75→; →12/84; ☺ OM353.946; 3kW	8EA 726 019-001	Starter 394
				01/75→; →12/84; ☺ OM353.944; 3kW	8EA 726 019-001	Starter 394
1614	100 kW		04/84→03/91	☺ OM366.906; 4kW	8EA 725 973-001	Starter 393
1814	100 kW		04/84→03/91			
1614 K	100 kW		04/84→03/91	☺ OM366.909; 4kW	8EA 725 973-001	Starter 393
1617,1617 L	124 kW		08/73→09/96	01/75→; →07/85; ☺ OM353.953; 3kW	8EA 726 019-001	Starter 394
				01/75→; →07/85; ☺ OM353.951; 3kW	8EA 726 019-001	Starter 394

Manufacturer - Model	Power	Displ.	Year of Constr.	Remark	Part Number	Page
MERCEDES-BENZ - NG						08/73→09/96
1617 AK	124 kW		01/75→07/85	⊕ OM353.971; 3kW	8EA 726 019-001	Starter 394
1617 K	124 kW		01/75→07/85	⊕ OM353.951; 3kW	8EA 726 019-001	Starter 394
				⊕ OM353.953; 3kW	8EA 726 019-001	Starter 394
1617 C,1617 CL	125 kW		08/73→09/96	04/84→; -03/91; ⊕ OM366.951; 4kW	8EA 725 973-001	Starter 393
				04/84→; -03/91; ⊕ OM366.952; 4kW	8EA 725 973-001	Starter 393
1617 CK	125 kW		04/84→03/91	04/84→; -03/87; ⊕ OM366.951; 4kW	8EA 725 973-001	Starter 393
1617 CS	125 kW		04/84→03/91	⊕ OM366.951; 4kW	8EA 725 973-001	Starter 393
1617 KO	124 kW		01/75→07/85	⊕ OM353.951; 3kW	8EA 726 019-001	Starter 394
1617 S	124 kW		01/75→07/85	⊕ OM353.953; 3kW	8EA 726 019-001	Starter 394
1619,1619 L	141 kW		08/73→09/96	03/77→; -05/87; ⊕ OM401.905; 5.4kW	8EA 726 022-001	Starter 395
				03/77→; -05/87; ⊕ OM401.914; 5.4kW	8EA 726 022-001	Starter 395
				11/74→; -02/77; ⊕ OM401.905; 6kW	8EA 726 025-001	Starter 396
				11/74→; -02/77; ⊕ OM401.914; 6kW	8EA 726 025-001	Starter 396
1619 AK	141 kW		11/74→12/82	03/77→; -12/82; ⊕ OM401.905; 5.4kW	8EA 726 022-001	Starter 395
1619 K	141 kW		11/74→12/82	11/74→; -02/77; ⊕ OM401.905; 6kW	8EA 726 025-001	Starter 396
1619 C,1619 CL	141 kW		08/73→09/96	06/83→; -06/85; ⊕ OM362.909; 4kW	8EA 725 973-001	Starter 393
				06/83→; -06/85; ⊕ OM362.906; 4kW	8EA 725 973-001	Starter 393
1619 KO	141 kW		11/74→01/87	03/77→; -01/87; ⊕ OM401.905; 5.4kW	8EA 726 022-001	Starter 395
				03/77→; -01/87; ⊕ OM401.914; 5.4kW	8EA 726 022-001	Starter 395
				11/74→; -02/77; ⊕ OM401.905; 6kW	8EA 726 025-001	Starter 396
				11/74→; -02/77; ⊕ OM401.914; 6kW	8EA 726 025-001	Starter 396
1619 S	141 kW		11/74→12/84	03/77→; -12/84; ⊕ OM401.905; 5.4kW	8EA 726 022-001	Starter 395
				03/77→; -12/84; ⊕ OM401.914; 5.4kW	8EA 726 022-001	Starter 395
				11/74→; -02/77; ⊕ OM401.905; 6kW	8EA 726 025-001	Starter 396
				11/74→; -02/77; ⊕ OM401.914; 6kW	8EA 726 025-001	Starter 396
1622,1622 L	150 - 159 kW		08/73→09/96	05/82→; -03/91; ⊕ OM441.906; 5.4kW	8EA 726 022-001	Starter 395
				05/82→; -03/91; ⊕ OM441.907; 5.4kW	8EA 726 022-001	Starter 395
				05/82→; -03/91; ⊕ OM421.905; 5.4kW	8EA 726 022-001	Starter 395
				05/82→; -03/91; ⊕ OM441.907; 6kW	8EA 726 025-001	Starter 396
				05/82→; -03/91; ⊕ OM441.906; 6kW	8EA 726 025-001	Starter 396
				05/82→; -03/91; ⊕ OM421.905; 6kW	8EA 726 025-001	Starter 396
1622 AK	159 kW		05/82→10/89	⊕ OM421.905; 5.4kW	8EA 726 022-001	Starter 395
1622 K	159 kW		05/82→10/89	⊕ OM421.905; 6kW	8EA 726 025-001	Starter 396
1622 S	159 kW		05/82→03/91			
2222	159 kW		05/82→03/91			
2222 K	159 kW		05/82→03/91			
1624,1624 L	176 kW		08/73→09/96	03/77→; -12/82; ⊕ OM402.923; 5.4kW	8EA 726 022-001	Starter 395
				03/77→; -12/82; ⊕ OM402.911; 5.4kW	8EA 726 022-001	Starter 395
				05/75→; -02/77; ⊕ OM402.923; 6kW	8EA 726 025-001	Starter 396
				05/75→; -02/77; ⊕ OM402.911; 6kW	8EA 726 025-001	Starter 396
1624 K	176 kW		07/75→08/82	03/77→; -08/82; ⊕ OM402.910; 5.4kW	8EA 726 022-001	Starter 395
				07/75→; -02/77; ⊕ OM402.910; 6kW	8EA 726 025-001	Starter 396
1624 S,1624 LS	176 kW		08/73→09/96	03/77→; -12/82; ⊕ OM402.911; 5.4kW	8EA 726 022-001	Starter 395
				07/75→; -02/77; ⊕ OM402.911; 6kW	8EA 726 025-001	Starter 396
1625,1625 L	184 kW		08/73→09/96	05/80→; -10/89; ⊕ OM422.909; 5.4kW	8EA 726 022-001	Starter 395
1625 S,1625 LS	184 kW		08/73→09/96	05/80→; -10/89; ⊕ OM422.909; 6kW	8EA 726 025-001	Starter 396
1625 AK	184 kW		10/80→11/89	⊕ OM422.909; 5.4kW	8EA 726 022-001	Starter 395
1625 K	184 kW		05/80→11/89	⊕ OM422.909; 6kW	8EA 726 025-001	Starter 396
2225 L	184 kW		08/73→09/96			
3025 K	184 kW		04/85→03/91			
1626,1626 L	188 kW		08/73→09/96	03/77→; -12/80; ⊕ OM402.912; 5.4kW	8EA 726 022-001	Starter 395
				05/74→; -02/77; ⊕ OM402.912; 6kW	8EA 726 025-001	Starter 396
1626 AK	188 kW		08/73→12/80	03/77→; -12/80; ⊕ OM402.906; 5.4kW	8EA 726 022-001	Starter 395
1626 K	188 kW		08/73→12/80	08/73→; -02/77; ⊕ OM402.906; 6kW	8EA 726 025-001	Starter 396
1626 AS	188 kW		05/74→12/80	03/77→; -12/80; ⊕ OM402.906; 5.4kW	8EA 726 022-001	Starter 395
1926	188 kW		05/74→12/80	03/77→; -12/80; ⊕ OM402.912; 5.4kW	8EA 726 022-001	Starter 395
1926 A	188 kW		05/74→12/80	05/74→; -02/77; ⊕ OM402.906; 6kW	8EA 726 025-001	Starter 396
1926 AS	188 kW		05/74→12/80	05/74→; -02/77; ⊕ OM402.912; 6kW	8EA 726 025-001	Starter 396
1626 S,1626 LS	188 kW		08/73→09/96	03/77→; -12/80; ⊕ OM402.906; 5.4kW	8EA 726 022-001	Starter 395
1926 S,1926 LS	188 kW		08/73→09/96	03/77→; -12/80; ⊕ OM402.916; 5.4kW	8EA 726 022-001	Starter 395
				03/77→; -12/80; ⊕ OM402.912; 5.4kW	8EA 726 022-001	Starter 395
				05/74→; -02/77; ⊕ OM402.906; 6kW	8EA 726 025-001	Starter 396
				05/74→; -02/77; ⊕ OM402.912; 6kW	8EA 726 025-001	Starter 396
				05/74→; -02/77; ⊕ OM402.916; 6kW	8EA 726 025-001	Starter 396
1628,1628 L	206 kW		08/73→09/96	01/80→; -05/89; ⊕ OM422.906; 5.4kW	8EA 726 022-001	Starter 395
				01/80→; -05/89; ⊕ OM422.905; 5.4kW	8EA 726 022-001	Starter 395
				01/80→; -05/89; ⊕ OM422.913; 5.4kW	8EA 726 022-001	Starter 395
				01/80→; -05/89; ⊕ OM422.911; 5.4kW	8EA 726 022-001	Starter 395

Manufacturer - Model	Power	Displ.	Year of Constr.	Remark	Part Number	Page
MERCEDES-BENZ - NG						08/73→09/96
1628,1628 L	206 kW		08/73→09/96	05/83→; -05/89; ⚡ OM422.906; 6kW	8EA 726 025-001	Starter 396
				05/83→; -05/89; ⚡ OM422.905; 6kW	8EA 726 025-001	Starter 396
				05/83→; -05/89; ⚡ OM422.911; 6kW	8EA 726 025-001	Starter 396
				05/83→; -05/89; ⚡ OM422.913; 6kW	8EA 726 025-001	Starter 396
1628 A	206 kW		01/80→05/89	04/83→; -05/89; ⚡ OM422.911; 5.4kW	8EA 726 022-001	Starter 395
				04/83→; -05/89; ⚡ OM422.906; 5.4kW	8EA 726 022-001	Starter 395
				04/83→; -05/89; ⚡ OM422.905; 5.4kW	8EA 726 022-001	Starter 395
				05/83→; -05/89; ⚡ OM422.911; 6kW	8EA 726 025-001	Starter 396
				05/83→; -05/89; ⚡ OM422.905; 6kW	8EA 726 025-001	Starter 396
				05/83→; -05/89; ⚡ OM422.906; 6kW	8EA 726 025-001	Starter 396
1628 S,1628 LS	206 kW		08/73→09/96	01/80→; -05/89; ⚡ OM422.911; 5.4kW	8EA 726 022-001	Starter 395
				01/80→; -05/89; ⚡ OM422.906; 5.4kW	8EA 726 022-001	Starter 395
				01/80→; -05/89; ⚡ OM422.905; 5.4kW	8EA 726 022-001	Starter 395
				01/80→; -05/89; ⚡ OM422.905; 6kW	8EA 726 025-001	Starter 396
				01/80→; -05/89; ⚡ OM422.906; 6kW	8EA 726 025-001	Starter 396
				01/80→; -05/89; ⚡ OM422.911; 6kW	8EA 726 025-001	Starter 396
1632,1632 L	235 kW		08/73→09/96	05/74→; -12/82; ⚡ OM403.932; 6kW	8EA 726 025-001	Starter 396
				05/74→; -12/82; ⚡ OM403.931; 6kW	8EA 726 025-001	Starter 396
1632 AK	235 kW		08/73→08/82	⚡ OM403.916; 6kW	8EA 726 025-001	Starter 396
1632 K	235 kW		08/73→08/82			
1632 AS	235 kW		05/74→09/83	⚡ OM403.931; 6kW	8EA 726 025-001	Starter 396
1932	235 kW		05/74→03/83	⚡ OM403.916; 6kW	8EA 726 025-001	Starter 396
1932 A	235 kW		05/74→03/83			
1932 AS	235 kW		05/74→12/82			
1932 K	235 kW		08/73→08/82			
1632 S,1632 LS	235 kW		08/73→09/96	05/74→; -09/83; ⚡ OM403.916; 6kW	8EA 726 025-001	Starter 396
				05/74→; -09/83; ⚡ OM403.931; 6kW	8EA 726 025-001	Starter 396
				05/74→; -09/83; ⚡ OM403.932; 6kW	8EA 726 025-001	Starter 396
1633,1633 L	243 kW		08/73→09/96	10/80→; -05/87; ⚡ OM422.957; 6kW	8EA 726 025-001	Starter 396
1633 S,1633 LS	243 kW		08/73→09/96	10/80→; -05/87; ⚡ OM422.958; 6kW	8EA 726 025-001	Starter 396
				10/80→; -05/87; ⚡ OM422.952; 6kW	8EA 726 025-001	Starter 396
				10/80→; -05/87; ⚡ OM422.956; 6kW	8EA 726 025-001	Starter 396
				10/80→; -05/87; ⚡ OM422.954; 6kW	8EA 726 025-001	Starter 396
1635,1635 L	260 kW		08/73→09/96	02/86→; -07/89; ⚡ OM442.950; 5.4kW	8EA 726 022-001	Starter 395
1635 S,1635 LS	260 kW		08/73→09/96	02/86→; -07/89; ⚡ OM442.952; 5.4kW	8EA 726 022-001	Starter 395
1635 K	260 kW		02/86→07/89	⚡ OM442.952; 5.4kW	8EA 726 022-001	Starter 395
1935	260 kW		02/86→09/89	⚡ OM442.950; 5.4kW	8EA 726 022-001	Starter 395
2635	260 kW		04/86→03/91			
2635 S	260 kW		04/86→03/91			
3535 AK	260 kW		09/87→02/90			
1636,1636 L	261 kW		08/73→09/96	12/83→; -03/91; ⚡ OM423.905; 6kW	8EA 726 025-001	Starter 396
1636 S,1636 LS	261 kW		08/73→09/96	12/83→; -03/91; ⚡ OM423.908; 6kW	8EA 726 025-001	Starter 396
1638	276 kW		11/80→12/86	⚡ OM422.955; 6kW	8EA 726 025-001	Starter 396
2238 S	276 kW		01/81→12/86	⚡ OM422.953; 6kW	8EA 726 025-001	Starter 396
2638	276 kW		01/81→12/86	⚡ OM422.959; 6kW	8EA 726 025-001	Starter 396
3038	276 kW		01/81→12/86			
1638 S,1638 LS	276 kW		08/73→09/96	11/80→; -12/86; ⚡ OM422.955; 6kW	8EA 726 025-001	Starter 396
				11/80→; -12/86; ⚡ OM422.953; 6kW	8EA 726 025-001	Starter 396
				11/80→; -12/86; ⚡ OM422.959; 6kW	8EA 726 025-001	Starter 396
1644	320 kW		06/86→08/89	⚡ OM442.980; 5.4kW	8EA 726 022-001	Starter 395
				⚡ OM442.953; 5.4kW	8EA 726 022-001	Starter 395
				⚡ OM442.951; 5.4kW	8EA 726 022-001	Starter 395
1644 S,1644 LS	320 kW		08/73→09/96	06/86→; -08/89; ⚡ OM442.951; 5.4kW	8EA 726 022-001	Starter 395
				06/86→; -08/89; ⚡ OM442.953; 5.4kW	8EA 726 022-001	Starter 395
				06/86→; -08/89; ⚡ OM442.980; 5.4kW	8EA 726 022-001	Starter 395
1719	141 kW		09/73→08/82	03/77→; -08/82; ⚡ OM401.916; 5.4kW	8EA 726 022-001	Starter 395
1719 S	141 kW		09/73→08/82	03/77→; -08/82; ⚡ OM401.909; 5.4kW	8EA 726 022-001	Starter 395
				09/73→; -02/77; ⚡ OM401.909; 6kW	8EA 726 025-001	Starter 396
				09/73→; -02/77; ⚡ OM401.916; 6kW	8EA 726 025-001	Starter 396
1719 AK	141 kW		09/73→08/82	03/77→; -08/82; ⚡ OM401.909; 5.4kW	8EA 726 022-001	Starter 395
1719 K	141 kW		09/73→08/82	09/73→; -02/77; ⚡ OM401.909; 6kW	8EA 726 025-001	Starter 396
1919	141 kW		05/74→08/82	03/77→; -08/82; ⚡ OM401.916; 5.4kW	8EA 726 022-001	Starter 395
1919 S	141 kW		05/74→08/82	03/77→; -08/82; ⚡ OM401.909; 5.4kW	8EA 726 022-001	Starter 395
				05/74→; -02/77; ⚡ OM401.916; 6kW	8EA 726 025-001	Starter 396
				05/74→; -02/77; ⚡ OM401.909; 6kW	8EA 726 025-001	Starter 396
1919 AK	141 kW		05/74→08/82	03/77→; -08/82; ⚡ OM401.909; 5.4kW	8EA 726 022-001	Starter 395
1919 K	141 kW		05/74→08/82	05/74→; -02/77; ⚡ OM401.909; 6kW	8EA 726 025-001	Starter 396
1922	159 kW		10/81→10/90	⚡ OM421.905; 5.4kW	8EA 726 022-001	Starter 395
				05/83→; -10/90; ⚡ OM421.905; 6kW	8EA 726 025-001	Starter 396

Manufacturer - Model	Power	Displ.	Year of Constr.	Remark	Part Number	Page
MERCEDES-BENZ - NG					08/73→09/96	
1922 AK	159 kW		10/81→03/91	⊕ OM421.905; 5.4kW	8EA 726 022-001	Starter 395
1922 K	159 kW		10/81→03/91	05/83→; -03/91; ⊕ OM421.905; 6kW	8EA 726 025-001	Starter 396
1922 S	159 kW		10/81→03/91			
1926 AK	188 kW		08/73→12/80	03/77→; -12/80; ⊕ OM402.906; 5.4kW	8EA 726 022-001	Starter 395
1926 K	188 kW		08/73→12/80	03/77→; -12/80; ⊕ OM402.912; 5.4kW	8EA 726 022-001	Starter 395
				08/73→; -02/77; ⊕ OM402.906; 6kW	8EA 726 025-001	Starter 396
				08/73→; -02/77; ⊕ OM402.912; 6kW	8EA 726 025-001	Starter 396
1928,1928 L	206 kW		08/73→09/96	01/80→; -05/89; ⊕ OM422.906; 5.4kW	8EA 726 022-001	Starter 395
				01/80→; -05/89; ⊕ OM422.905; 5.4kW	8EA 726 022-001	Starter 395
				01/80→; -05/89; ⊕ OM422.907; 5.4kW	8EA 726 022-001	Starter 395
				01/80→; -05/89; ⊕ OM422.913; 5.4kW	8EA 726 022-001	Starter 395
				01/80→; -05/89; ⊕ OM422.911; 5.4kW	8EA 726 022-001	Starter 395
				05/83→; -05/89; ⊕ OM422.906; 6kW	8EA 726 025-001	Starter 396
				05/83→; -05/89; ⊕ OM422.905; 6kW	8EA 726 025-001	Starter 396
				05/83→; -05/89; ⊕ OM422.907; 6kW	8EA 726 025-001	Starter 396
				05/83→; -05/89; ⊕ OM422.911; 6kW	8EA 726 025-001	Starter 396
				05/83→; -05/89; ⊕ OM422.913; 6kW	8EA 726 025-001	Starter 396
1928 A	206 kW		01/80→03/91	⊕ OM422.913; 5.4kW	8EA 726 022-001	Starter 395
1928 AK	206 kW		01/80→03/91	⊕ OM422.907; 5.4kW	8EA 726 022-001	Starter 395
1928 K	206 kW		01/80→03/91	⊕ OM422.905; 5.4kW	8EA 726 022-001	Starter 395
				⊕ OM422.911; 5.4kW	8EA 726 022-001	Starter 395
				05/83→; -03/91; ⊕ OM422.911; 6kW	8EA 726 025-001	Starter 396
				05/83→; -03/91; ⊕ OM422.913; 6kW	8EA 726 025-001	Starter 396
				05/83→; -03/91; ⊕ OM422.907; 6kW	8EA 726 025-001	Starter 396
				05/83→; -03/91; ⊕ OM422.905; 6kW	8EA 726 025-001	Starter 396
1928 AS	206 kW		01/80→03/91	⊕ OM422.913; 5.4kW	8EA 726 022-001	Starter 395
2628 AK	206 kW		02/80→03/91	05/83→; -03/91; ⊕ OM422.913; 6kW	8EA 726 025-001	Starter 396
1928 S,1928 LS	206 kW		08/73→09/96	08/81→; -03/91; ⊕ OM422.911; 5.4kW	8EA 726 022-001	Starter 395
				08/81→; -03/91; ⊕ OM422.906; 5.4kW	8EA 726 022-001	Starter 395
				05/83→; -03/91; ⊕ OM422.906; 6kW	8EA 726 025-001	Starter 396
				05/83→; -03/91; ⊕ OM422.911; 6kW	8EA 726 025-001	Starter 396
1932 AK	235 kW		08/73→09/83	05/83→; -09/83; ⊕ OM403.931; 6kW	8EA 726 025-001	Starter 396
				05/83→; -09/83; ⊕ OM403.916; 6kW	8EA 726 025-001	Starter 396
1932 S,1932 LS	235 kW		08/73→09/96	05/74→; -12/82; ⊕ OM403.931; 6kW	8EA 726 025-001	Starter 396
				05/74→; -12/82; ⊕ OM403.916; 6kW	8EA 726 025-001	Starter 396
1933	243 kW		11/80→03/91	⊕ OM422.957; 6kW	8EA 726 025-001	Starter 396
				⊕ OM422.958; 6kW	8EA 726 025-001	Starter 396
				⊕ OM422.956; 6kW	8EA 726 025-001	Starter 396
				⊕ OM422.952; 6kW	8EA 726 025-001	Starter 396
				⊕ OM422.954; 6kW	8EA 726 025-001	Starter 396
1933 S,1933 LS	243 kW		08/73→09/96	11/80→; -03/91; ⊕ OM422.956; 6kW	8EA 726 025-001	Starter 396
				11/80→; -03/91; ⊕ OM422.952; 6kW	8EA 726 025-001	Starter 396
				11/80→; -03/91; ⊕ OM422.954; 6kW	8EA 726 025-001	Starter 396
				11/80→; -03/91; ⊕ OM422.957; 6kW	8EA 726 025-001	Starter 396
				11/80→; -03/91; ⊕ OM422.958; 6kW	8EA 726 025-001	Starter 396
1935 AK	260 - 269 kW		09/87→03/91	⊕ OM442.962; 5.4kW	8EA 726 022-001	Starter 395
1935 AS	260 - 269 kW		09/87→03/91			
2635 A	269 kW		09/87→03/91			
2635 AK	269 kW		09/87→03/91			
2635 AS	269 kW		09/87→03/91			
3335 A	260 kW		04/86→03/91			
1935 S,1935 LS	260 kW		08/73→09/96	02/86→; -09/89; ⊕ OM442.952; 5.4kW	8EA 726 022-001	Starter 395
				02/86→; -09/89; ⊕ OM442.950; 5.4kW	8EA 726 022-001	Starter 395
1936	261 kW		10/81→03/91	⊕ OM423.905; 6kW	8EA 726 025-001	Starter 396
				⊕ OM423.906; 6kW	8EA 726 025-001	Starter 396
				⊕ OM423.908; 6kW	8EA 726 025-001	Starter 396
1936 AK	261 kW		10/81→03/91	⊕ OM423.905; 6kW	8EA 726 025-001	Starter 396
1936 AS	261 kW		10/81→03/91	⊕ OM423.906; 6kW	8EA 726 025-001	Starter 396
				⊕ OM423.907; 6kW	8EA 726 025-001	Starter 396
1936 K	261 kW		10/81→03/91	⊕ OM423.905; 6kW	8EA 726 025-001	Starter 396
2636	261 kW		11/81→03/91			
2636 K	261 kW		11/81→03/91			
2636 S	261 kW		11/81→03/91			
3336	261 kW		12/82→11/91			
3336 S	261 kW		12/82→11/91			
1936 S,1936 LS	261 kW		08/73→09/96	10/81→; -03/91; ⊕ OM423.908; 6kW	8EA 726 025-001	Starter 396
1938	276 kW		11/80→06/90	⊕ OM422.953; 6kW	8EA 726 025-001	Starter 396
				⊕ OM422.959; 6kW	8EA 726 025-001	Starter 396

Manufacturer - Model	Power	Displ.	Year of Constr.	Remark	Part Number	Page
MERCEDES-BENZ - NG						08/73→09/96
1938 S,1938 LS	276 kW		08/73→09/96	11/80→; -06/90; OM422.955; 6kW	8EA 726 025-001	Starter 396
				11/80→; -06/90; OM422.959; 6kW	8EA 726 025-001	Starter 396
				11/80→; -06/90; OM422.953; 6kW	8EA 726 025-001	Starter 396
1944	320 kW		10/85→12/89	OM442.951; 5.4kW	8EA 726 022-001	Starter 395
2244 S	320 kW		10/85→07/89			
1944 S,1944 LS	320 kW		08/73→09/96	10/85→; -12/89; OM442.951; 5.4kW	8EA 726 022-001	Starter 395
2025 S	184 kW		08/83→03/91	OM422.909; 6kW	8EA 726 025-001	Starter 396
2026 S	188 kW		10/76→10/80	03/77→; -10/80; OM402.912; 5.4kW	8EA 726 022-001	Starter 395
				03/77→; -10/80; OM402.916; 5.4kW	8EA 726 022-001	Starter 395
				10/76→; -02/77; OM402.916; 6kW	8EA 726 025-001	Starter 396
				10/76→; -02/77; OM402.912; 6kW	8EA 726 025-001	Starter 396
2028 A	206 kW		01/80→06/89	OM422.907; 5.4kW	8EA 726 022-001	Starter 395
				OM422.913; 5.4kW	8EA 726 022-001	Starter 395
				OM422.911; 5.4kW	8EA 726 022-001	Starter 395
				05/83→; -06/89; OM422.913; 6kW	8EA 726 025-001	Starter 396
				05/83→; -06/89; OM422.911; 6kW	8EA 726 025-001	Starter 396
				05/83→; -06/89; OM422.907; 6kW	8EA 726 025-001	Starter 396
2028 LS	206 kW		01/80→06/89	OM422.910; 5.4kW	8EA 726 022-001	Starter 395
				OM422.911; 5.4kW	8EA 726 022-001	Starter 395
				OM422.905; 5.4kW	8EA 726 022-001	Starter 395
				OM422.906; 5.4kW	8EA 726 022-001	Starter 395
				OM422.906; 6kW	8EA 726 025-001	Starter 396
				OM422.905; 6kW	8EA 726 025-001	Starter 396
				OM422.911; 6kW	8EA 726 025-001	Starter 396
				OM422.910; 6kW	8EA 726 025-001	Starter 396
2032 S	235 kW		08/75→09/83	OM403.932; 6kW	8EA 726 025-001	Starter 396
2232	235 kW		05/74→09/83	OM403.931; 6kW	8EA 726 025-001	Starter 396
2033 LS	243 kW		12/81→05/87	OM422.956; 6kW	8EA 726 025-001	Starter 396
				OM422.952; 6kW	8EA 726 025-001	Starter 396
2035 S,2035 LS	260 kW		08/73→09/96	06/86→; -07/89; OM442.950; 5.4kW	8EA 726 022-001	Starter 395
				06/86→; -07/89; OM442.952; 5.4kW	8EA 726 022-001	Starter 395
				06/86→; -07/89; OM442.958; 5.4kW	8EA 726 022-001	Starter 395
2028 A	260 kW		01/80→06/89	03/84→; -06/89; OM442.962; 6kW	8EA 726 025-001	Starter 396
				03/84→; -06/89; OM442.950; 6kW	8EA 726 025-001	Starter 396
2036 LS	261 kW		03/84→03/91	OM423.905; 6kW	8EA 726 025-001	Starter 396
2236	261 kW		09/82→03/91	OM423.908; 6kW	8EA 726 025-001	Starter 396
2236 S	261 kW		12/84→03/91			
2219	141 kW		06/76→01/87	03/77→; -01/87; OM401.926; 5.4kW	8EA 726 022-001	Starter 395
				11/76→; -02/77; OM401.926; 6kW	8EA 726 025-001	Starter 396
2219,2219 L	141 kW		08/73→09/96	06/76→; -01/87; OM401.923; 5.4kW	8EA 726 022-001	Starter 395
				06/76→; -01/87; OM401.926; 5.4kW	8EA 726 022-001	Starter 395
				06/76→; -01/87; OM401.927; 5.4kW	8EA 726 022-001	Starter 395
				06/76→; -01/87; OM401.927; 6kW	8EA 726 025-001	Starter 396
				06/76→; -01/87; OM401.926; 6kW	8EA 726 025-001	Starter 396
				06/76→; -01/87; OM401.923; 6kW	8EA 726 025-001	Starter 396
2219 C,2219 CL	141 kW		08/73→09/96	02/83→; -09/85; OM362.906; 4kW	8EA 725 973-001	Starter 393
				02/83→; -09/85; OM362.909; 4kW	8EA 725 973-001	Starter 393
2219 K	141 kW		06/76→01/87	03/77→; -01/87; OM401.925; 5.4kW	8EA 726 022-001	Starter 395
				06/76→; -02/77; OM401.925; 6kW	8EA 726 025-001	Starter 396
2219 KO	141 kW		06/76→01/87	03/77→; -01/87; OM401.914; 5.4kW	8EA 726 022-001	Starter 395
				03/77→; -01/87; OM401.926; 5.4kW	8EA 726 022-001	Starter 395
				06/76→; -02/77; OM401.926; 6kW	8EA 726 025-001	Starter 396
				06/76→; -02/77; OM401.914; 6kW	8EA 726 025-001	Starter 396
2222,2222 L	159 kW		08/73→09/96	05/82→; -03/91; OM421.905; 5.4kW	8EA 726 022-001	Starter 395
				05/82→; -03/91; OM421.905; 6kW	8EA 726 025-001	Starter 396
2222 B	150 - 159 kW		05/82→03/91	OM441.906; 5.4kW	8EA 726 022-001	Starter 395
				OM421.905; 5.4kW	8EA 726 022-001	Starter 395
				OM421.907; 5.4kW	8EA 726 022-001	Starter 395
				OM441.906; 6kW	8EA 726 025-001	Starter 396
				OM421.905; 6kW	8EA 726 025-001	Starter 396
				OM421.907; 6kW	8EA 726 025-001	Starter 396
2222 L	159 - 165 kW		08/73→09/96	OM441.919; 5.4kW	8EA 726 022-001	Starter 395
				OM441.905; 5.4kW	8EA 726 022-001	Starter 395
				OM441.917; 5.4kW	8EA 726 022-001	Starter 395
				OM441.914; 5.4kW	8EA 726 022-001	Starter 395
				OM421.905; 5.4kW	8EA 726 022-001	Starter 395

Manufacturer - Model	Power	Displ.	Year of Constr.	Remark	Part Number	Page
MERCEDES-BENZ - NG						08/73→09/96
2224	176 kW		04/76→12/82	☼ OM402.911; 5.4kW 03/77→; -12/82; ☼ OM402.911; 5.4kW ☼ OM402.928; 5.4kW ☼ OM402.911; 6kW 04/76→; -02/77; ☼ OM402.911; 6kW ☼ OM402.928; 6kW	8EA 726 022-001 Starter 395 8EA 726 022-001 Starter 395 8EA 726 022-001 Starter 395 8EA 726 025-001 Starter 396 8EA 726 025-001 Starter 396 8EA 726 025-001 Starter 396	Starter 395 Starter 395 Starter 395 Starter 396 Starter 396 Starter 396
2224 B	176 kW		05/75→03/84	03/77→; -03/84; ☼ OM402.914; 5.4kW 05/75→; -02/77; ☼ OM402.914; 6kW	8EA 726 022-001 Starter 395 8EA 726 025-001 Starter 396	Starter 395 Starter 396
2224 K	176 kW		04/76→12/82	03/77→; -12/82; ☼ OM402.927; 5.4kW 03/77→; -12/82; ☼ OM402.910; 5.4kW 04/76→; -02/77; ☼ OM402.927; 6kW 04/76→; -02/77; ☼ OM402.910; 6kW	8EA 726 022-001 Starter 395 8EA 726 022-001 Starter 395 8EA 726 025-001 Starter 396 8EA 726 025-001 Starter 396	Starter 395 Starter 395 Starter 396 Starter 396
2224 S	176 kW		07/76→12/82	03/77→; -12/82; ☼ OM402.928; 5.4kW 03/77→; -12/82; ☼ OM402.911; 5.4kW 07/76→; -02/77; ☼ OM402.928; 6kW 07/76→; -02/77; ☼ OM402.911; 6kW	8EA 726 022-001 Starter 395 8EA 726 022-001 Starter 395 8EA 726 025-001 Starter 396 8EA 726 025-001 Starter 396	Starter 395 Starter 395 Starter 396 Starter 396
2225	184 kW		04/85→03/91	09/85→; -06/89; ☼ OM422.909; 5.4kW ☼ OM422.909; 5.4kW ☼ OM422.909; 6kW	8EA 726 022-001 Starter 395 8EA 726 022-001 Starter 395 8EA 726 025-001 Starter 396	Starter 395 Starter 395 Starter 396
2225 B	184 kW		08/83→03/91	☼ OM422.912; 5.4kW ☼ OM422.912; 6kW	8EA 726 022-001 Starter 395 8EA 726 025-001 Starter 396	Starter 395 Starter 396
2226 2226,2226 L	188 kW 188 kW		09/75→12/80 08/73→09/96	03/77→; -12/80; ☼ OM402.924; 5.4kW 03/77→; -12/80; ☼ OM402.912; 5.4kW 03/77→; -12/80; ☼ OM402.916; 5.4kW 09/75→; -02/77; ☼ OM402.924; 6kW 09/75→; -02/77; ☼ OM402.916; 6kW 09/75→; -02/77; ☼ OM402.912; 6kW	8EA 726 022-001 Starter 395 8EA 726 022-001 Starter 395 8EA 726 022-001 Starter 395 8EA 726 025-001 Starter 396 8EA 726 025-001 Starter 396 8EA 726 025-001 Starter 396	Starter 395 Starter 395 Starter 395 Starter 396 Starter 396 Starter 396
2226 S,2226 LS	188 kW		08/73→09/96	03/77→; -12/80; ☼ OM402.924; 5.4kW 03/77→; -12/80; ☼ OM402.912; 5.4kW 03/77→; -12/80; ☼ OM402.916; 5.4kW 06/75→; -02/77; ☼ OM402.924; 6kW 06/75→; -02/77; ☼ OM402.916; 6kW 06/75→; -02/77; ☼ OM402.912; 6kW	8EA 726 022-001 Starter 395 8EA 726 022-001 Starter 395 8EA 726 022-001 Starter 395 8EA 726 025-001 Starter 396 8EA 726 025-001 Starter 396 8EA 726 025-001 Starter 396	Starter 395 Starter 395 Starter 395 Starter 396 Starter 396 Starter 396
2228 2628 2628 K 2628 S	206 kW 206 kW 206 kW 206 kW		12/79→03/91 02/80→03/91 02/80→03/91 02/80→03/91	☼ OM422.911; 5.4kW ☼ OM422.905; 5.4kW 05/83→; -03/91; ☼ OM422.911; 6kW 05/83→; -03/91; ☼ OM422.905; 6kW	8EA 726 022-001 Starter 395 8EA 726 022-001 Starter 395 8EA 726 025-001 Starter 396 8EA 726 025-001 Starter 396	Starter 395 Starter 395 Starter 396 Starter 396
2228,2228 L	206 kW		08/73→09/96	12/79→; -03/91; ☼ OM422.906; 5.4kW 12/79→; -03/91; ☼ OM422.905; 5.4kW 12/79→; -03/91; ☼ OM422.911; 5.4kW 12/79→; -03/91; ☼ OM422.905; 6kW 12/79→; -03/91; ☼ OM422.906; 6kW 05/83→; -03/91; ☼ OM422.911; 6kW	8EA 726 022-001 Starter 395 8EA 726 022-001 Starter 395 8EA 726 022-001 Starter 395 8EA 726 025-001 Starter 396 8EA 726 025-001 Starter 396 8EA 726 025-001 Starter 396	Starter 395 Starter 395 Starter 395 Starter 396 Starter 396 Starter 396
2228 S	206 kW		12/79→03/91	☼ OM422.911; 5.4kW ☼ OM422.905; 5.4kW ☼ OM422.905; 6kW ☼ OM422.911; 6kW	8EA 726 022-001 Starter 395 8EA 726 022-001 Starter 395 8EA 726 025-001 Starter 396 8EA 726 025-001 Starter 396	Starter 395 Starter 395 Starter 396 Starter 396
2232,2232 L	235 kW		08/73→09/96	05/75→; -09/83; ☼ OM403.931; 6kW 05/75→; -09/83; ☼ OM403.932; 6kW	8EA 726 025-001 Starter 396 8EA 726 025-001 Starter 396	Starter 396 Starter 396
2232 S,2232 LS	235 kW		08/73→09/96	06/75→; -09/83; ☼ OM403.932; 6kW 06/75→; -09/83; ☼ OM403.931; 6kW	8EA 726 025-001 Starter 396 8EA 726 025-001 Starter 396	Starter 396 Starter 396
2233	243 kW		11/80→05/87	☼ OM422.957; 6kW ☼ OM422.954; 6kW ☼ OM422.952; 6kW	8EA 726 025-001 Starter 396 8EA 726 025-001 Starter 396 8EA 726 025-001 Starter 396	Starter 396 Starter 396 Starter 396
2233,2233 L	243 kW		08/73→09/96	11/80→; -05/87; ☼ OM422.958; 6kW 11/80→; -05/87; ☼ OM422.957; 6kW 11/80→; -05/87; ☼ OM422.954; 6kW 11/80→; -05/87; ☼ OM422.952; 6kW	8EA 726 025-001 Starter 396 8EA 726 025-001 Starter 396 8EA 726 025-001 Starter 396 8EA 726 025-001 Starter 396	Starter 396 Starter 396 Starter 396 Starter 396
2233 S	243 kW		11/80→05/87	☼ OM422.958; 6kW ☼ OM422.957; 6kW	8EA 726 025-001 Starter 396 8EA 726 025-001 Starter 396	Starter 396 Starter 396
2235,2235 L 2235 S, 2235 LS	260 kW 260 kW		08/73→09/96 08/73→09/96	03/86→; -07/89; ☼ OM442.950; 5.4kW	8EA 726 022-001 Starter 395	Starter 395
2235 K 3335 3338	260 kW 260 kW 260 kW		03/86→07/89 04/86→03/91 01/81→12/86	☼ OM442.950; 5.4kW	8EA 726 022-001 Starter 395	Starter 395

Manufacturer - Model	Power	Displ.	Year of Constr.	Remark	Part Number	Page
MERCEDES-BENZ - NG						08/73→09/96
2238,2238 L	276 kW		08/73→09/96	01/81→; -12/86; ⚡ OM422.953; 5.4kW	8EA 726 022-001	Starter 395
				01/81→; -12/86; ⚡ OM422.955; 5.4kW	8EA 726 022-001	Starter 395
				01/81→; -12/86; ⚡ OM422.959; 5.4kW	8EA 726 022-001	Starter 395
				01/81→; -12/86; ⚡ OM422.955; 6kW	8EA 726 025-001	Starter 396
				01/81→; -12/86; ⚡ OM422.953; 6kW	8EA 726 025-001	Starter 396
01/81→; -12/86; ⚡ OM422.959; 6kW	8EA 726 025-001	Starter 396				
2244,2244 L	320 kW		08/73→09/96	10/85→; -07/89; ⚡ OM442.951; 5.4kW	8EA 726 022-001	Starter 395
2422	160 - 165 kW		08/73→09/96	⚡ OM441.919; 5.4kW	8EA 726 022-001	Starter 395
				⚡ OM441.905; 5.4kW	8EA 726 022-001	Starter 395
				⚡ OM441.914; 5.4kW	8EA 726 022-001	Starter 395
				⚡ OM441.917; 5.4kW	8EA 726 022-001	Starter 395
				⚡ OM441.917; 6kW	8EA 726 025-001	Starter 396
⚡ OM441.905; 6kW	8EA 726 025-001	Starter 396				
2428	206 kW		08/73→09/96	⚡ OM422.913; 5.4kW	8EA 726 022-001	Starter 395
				⚡ OM422.916; 5.4kW	8EA 726 022-001	Starter 395
				⚡ OM422.905; 5.4kW	8EA 726 022-001	Starter 395
				⚡ OM422.911; 5.4kW	8EA 726 022-001	Starter 395
				⚡ OM422.911; 6kW	8EA 726 025-001	Starter 396
				⚡ OM422.905; 6kW	8EA 726 025-001	Starter 396
				⚡ OM422.916; 6kW	8EA 726 025-001	Starter 396
⚡ OM422.913; 6kW	8EA 726 025-001	Starter 396				
2433	243 kW		10/80→09/96	12/82→; -11/91; ⚡ OM422.957; 5.4kW	8EA 726 022-001	Starter 395
				12/82→; -11/91; ⚡ OM422.954; 5.4kW	8EA 726 022-001	Starter 395
				05/83→; -11/91; ⚡ OM422.954; 6kW	8EA 726 025-001	Starter 396
				05/83→; -11/91; ⚡ OM422.957; 6kW	8EA 726 025-001	Starter 396
2438	276 kW		08/73→09/96	01/81→; -12/86; ⚡ OM422.959; 5.4kW	8EA 726 022-001	Starter 395
				01/81→; -12/86; ⚡ OM422.955; 5.4kW	8EA 726 022-001	Starter 395
				01/81→; -12/86; ⚡ OM422.953; 5.4kW	8EA 726 022-001	Starter 395
				05/83→; -12/86; ⚡ OM422.959; 6kW	8EA 726 025-001	Starter 396
				05/83→; -12/86; ⚡ OM422.953; 6kW	8EA 726 025-001	Starter 396
				05/83→; -12/86; ⚡ OM422.955; 6kW	8EA 726 025-001	Starter 396
2438 L	269 - 276 kW		11/80→06/90	⚡ OM422.955; 5.4kW	8EA 726 022-001	Starter 395
				⚡ OM422.959; 5.4kW	8EA 726 022-001	Starter 395
				⚡ OM422.955; 6kW	8EA 726 025-001	Starter 396
				⚡ OM422.959; 6kW	8EA 726 025-001	Starter 396
2444 LS	320 kW		08/73→09/96	⚡ OM442.980; 5.4kW	8EA 726 022-001	Starter 395
				10/85→; -09/96; ⚡ OM442.951; 5.4kW	8EA 726 022-001	Starter 395
				10/85→; -09/96; ⚡ OM442.980; 5.4kW	8EA 726 022-001	Starter 395
				03/91→; -09/96; ⚡ OM442.953; 5.4kW	8EA 726 022-001	Starter 395
				⚡ OM442.951; 5.4kW	8EA 726 022-001	Starter 395
⚡ OM442.953; 5.4kW	8EA 726 022-001	Starter 395				
2528 A	206 kW		01/80→03/91	⚡ OM422.907; 5.4kW	8EA 726 022-001	Starter 395
				⚡ OM422.916; 5.4kW	8EA 726 022-001	Starter 395
				⚡ OM422.911; 5.4kW	8EA 726 022-001	Starter 395
2528 AK	206 kW		01/80→03/91	⚡ OM422.916; 5.4kW	8EA 726 022-001	Starter 395
				⚡ OM422.907; 5.4kW	8EA 726 022-001	Starter 395
				⚡ OM422.911; 5.4kW	8EA 726 022-001	Starter 395
				⚡ OM422.913; 5.4kW	8EA 726 022-001	Starter 395
2536 AK	260 kW		10/81→03/91	⚡ OM442.962; 5.4kW	8EA 726 022-001	Starter 395
				⚡ OM442.952; 5.4kW	8EA 726 022-001	Starter 395
				⚡ OM442.950; 5.4kW	8EA 726 022-001	Starter 395
2536 AK	261 kW		10/81→03/91	⚡ OM423.905; 6kW	8EA 726 025-001	Starter 396
3336 A	261 kW		11/81→03/91	⚡ OM423.907; 6kW	8EA 726 025-001	Starter 396
2626	188 kW		06/75→03/81	03/77→; -03/81; ⚡ OM402.916; 5.4kW	8EA 726 022-001	Starter 395
2626 A	188 kW		06/75→03/81	03/77→; -03/81; ⚡ OM402.906; 5.4kW	8EA 726 022-001	Starter 395
2626 AS	188 kW		06/75→03/81	06/75→; -02/77; ⚡ OM402.916; 6kW	8EA 726 025-001	Starter 396
2626 S	188 kW		06/75→03/81	06/75→; -02/77; ⚡ OM402.906; 6kW	8EA 726 025-001	Starter 396
2626 AB	188 kW		05/74→12/80	03/77→; -12/80; ⚡ OM402.906; 5.4kW	8EA 726 022-001	Starter 395
				03/77→; -12/80; ⚡ OM402.912; 5.4kW	8EA 726 022-001	Starter 395
				03/77→; -12/80; ⚡ OM402.926; 5.4kW	8EA 726 022-001	Starter 395
				05/74→; -02/77; ⚡ OM402.906; 6kW	8EA 726 025-001	Starter 396
				05/74→; -02/77; ⚡ OM402.926; 6kW	8EA 726 025-001	Starter 396
				05/74→; -02/77; ⚡ OM402.912; 6kW	8EA 726 025-001	Starter 396
2626 B	188 kW		05/74→12/80	03/77→; -12/81; ⚡ OM402.912; 5.4kW	8EA 726 022-001	Starter 395
				03/77→; -12/81; ⚡ OM402.906; 5.4kW	8EA 726 022-001	Starter 395
				08/73→; -02/77; ⚡ OM402.906; 6kW	8EA 726 025-001	Starter 396
				08/73→; -02/77; ⚡ OM402.912; 6kW	8EA 726 025-001	Starter 396

Manufacturer - Model	Power	Displ.	Year of Constr.	Remark	Part Number	Page
MERCEDES-BENZ - NG					08/73→09/96	
2626 K	188 kW		08/73→03/81	03/77→; -03/81; ⚡ OM402.906; 5.4kW	8EA 726 022-001	Starter 395
				03/77→; -03/81; ⚡ OM402.912; 5.4kW	8EA 726 022-001	Starter 395
				08/73→; -02/77; ⚡ OM402.906; 6kW	8EA 726 025-001	Starter 396
				08/73→; -02/77; ⚡ OM402.912; 6kW	8EA 726 025-001	Starter 396
2628 A	206 kW		02/80→03/91	⚡ OM422.907; 5.4kW	8EA 726 022-001	Starter 395
2628 AS	206 kW		02/80→03/91	⚡ OM422.913; 5.4kW	8EA 726 022-001	Starter 395
				05/83→; -03/91; ⚡ OM422.913; 6kW	8EA 726 025-001	Starter 396
				05/83→; -03/91; ⚡ OM422.907; 6kW	8EA 726 025-001	Starter 396
2628 A	331 kW		01/90→03/91	⚡ OM443.940; 6kW	8EA 726 025-001	Starter 396
2628 B	206 kW		02/80→08/89	⚡ OM422.911; 5.4kW	8EA 726 022-001	Starter 395
				⚡ OM422.905; 5.4kW	8EA 726 022-001	Starter 395
				05/83→; -08/89; ⚡ OM422.911; 6kW	8EA 726 025-001	Starter 396
				05/83→; -08/89; ⚡ OM422.905; 6kW	8EA 726 025-001	Starter 396
2632	235 - 236 kW		05/74→09/83	⚡ OM403.932; 6kW	8EA 726 025-001	Starter 396
2632 A	235 - 236 kW		05/74→09/83	⚡ OM403.916; 6kW	8EA 726 025-001	Starter 396
2632 AK	235 - 236 kW		08/73→09/83	⚡ OM403.931; 6kW	8EA 726 025-001	Starter 396
2632 K	235 - 236 kW		08/73→09/83	⚡ OM403.916; 6kW	8EA 726 025-001	Starter 396
				⚡ OM403.935; 6kW	8EA 726 025-001	Starter 396
2632 AS	235 - 236 kW		05/74→09/83	⚡ OM403.932; 6kW	8EA 726 025-001	Starter 396
2632 S	235 - 236 kW		05/74→09/83	⚡ OM403.931; 6kW	8EA 726 025-001	Starter 396
				⚡ OM403.916; 6kW	8EA 726 025-001	Starter 396
2633	243 kW		05/82→05/87	⚡ OM422.954; 6kW	8EA 726 025-001	Starter 396
				⚡ OM422.952; 6kW	8EA 726 025-001	Starter 396
2633 S	243 kW		05/82→05/87	⚡ OM422.956; 6kW	8EA 726 025-001	Starter 396
				⚡ OM422.954; 6kW	8EA 726 025-001	Starter 396
				⚡ OM422.952; 6kW	8EA 726 025-001	Starter 396
2636 A	261 kW		11/81→03/91	⚡ OM423.907; 6kW	8EA 726 025-001	Starter 396
				⚡ OM443.940; 6kW	8EA 726 025-001	Starter 396
2636 AK	261 kW		11/81→03/91	⚡ OM423.907; 6kW	8EA 726 025-001	Starter 396
2636 AS	261 kW		11/81→03/91			
3336 AK	261 kW		09/86→11/91			
3836 AK	261 kW		11/81→03/91			
2638 S	276 kW		01/81→12/86	⚡ OM422.955; 6kW	8EA 726 025-001	Starter 396
				⚡ OM422.953; 6kW	8EA 726 025-001	Starter 396
2644	320 kW		08/73→09/96	10/85→; -02/90; ⚡ OM442.951; 5.4kW	8EA 726 022-001	Starter 395
				10/85→; -02/90; ⚡ OM442.953; 5.4kW	8EA 726 022-001	Starter 395
				10/85→; -02/90; ⚡ OM442.980; 5.4kW	8EA 726 022-001	Starter 395
2644 S	320 kW		10/85→02/90	⚡ OM442.980; 5.4kW	8EA 726 022-001	Starter 395
				⚡ OM442.953; 5.4kW	8EA 726 022-001	Starter 395
3025 B	184 kW		08/83→03/91	⚡ OM422.909; 5.4kW	8EA 726 022-001	Starter 395
				⚡ OM422.912; 5.4kW	8EA 726 022-001	Starter 395
3025 B	184 - 206 kW		12/85→07/87	⚡ OM422.920; 5.4kW	8EA 726 022-001	Starter 395
				⚡ OM422.919; 5.4kW	8EA 726 022-001	Starter 395
				⚡ OM422.920; 6kW	8EA 726 025-001	Starter 396
				⚡ OM422.919; 6kW	8EA 726 025-001	Starter 396
3025 K	184 kW		12/85→07/87	⚡ OM442.920; 5.4kW	8EA 726 022-001	Starter 395
				⚡ OM442.920; 6kW	8EA 726 025-001	Starter 396
3028	206 kW		02/80→03/91	02/80→; -08/89; ⚡ OM422.905; 5.4kW	8EA 726 022-001	Starter 395
				02/80→; -08/89; ⚡ OM422.911; 5.4kW	8EA 726 022-001	Starter 395
				05/83→; -08/89; ⚡ OM422.905; 6kW	8EA 726 025-001	Starter 396
				05/83→; -08/89; ⚡ OM422.911; 6kW	8EA 726 025-001	Starter 396
3028 B	206 kW		12/85→07/87	⚡ OM422.919; 5.4kW	8EA 726 022-001	Starter 395
3028 K	206 kW		12/85→07/87	⚡ OM422.919; 6kW	8EA 726 025-001	Starter 396
3033	243 kW		05/82→05/87	12/82→; -05/87; ⚡ OM422.954; 5.4kW	8EA 726 022-001	Starter 395
				12/82→; -05/87; ⚡ OM422.957; 5.4kW	8EA 726 022-001	Starter 395
				05/83→; -05/87; ⚡ OM422.954; 6kW	8EA 726 025-001	Starter 396
				05/83→; -05/87; ⚡ OM422.957; 6kW	8EA 726 025-001	Starter 396
3036	261 kW		11/81→03/91	12/82→; -08/89; ⚡ OM423.905; 6kW	8EA 726 025-001	Starter 396
				12/82→; -08/89; ⚡ OM423.908; 6kW	8EA 726 025-001	Starter 396
3228 B	206 kW		07/87→03/91	⚡ OM422.919; 5.4kW	8EA 726 022-001	Starter 395
3228 K	206 kW		07/87→03/91	⚡ OM422.921; 5.4kW	8EA 726 022-001	Starter 395
3235	260 - 269 kW		07/88→08/94	⚡ OM442.944; 5.4kW	8EA 726 022-001	Starter 395
3250 A	368 kW		09/85→08/94	⚡ OM423.951; 6kW	8EA 726 025-001	Starter 396
				⚡ OM423.908; 6kW	8EA 726 025-001	Starter 396
3250 AF	368 kW		09/85→08/94	⚡ OM423.950; 6kW	8EA 726 025-001	Starter 396
				⚡ OM423.951; 6kW	8EA 726 025-001	Starter 396

Manufacturer - Model	Power	Displ.	Year of Constr.	Remark	Part Number	Page
MERCEDES-BENZ - NG					08/73→09/96	
3328	206 kW		02/80→03/91	☞ OM422.913; 5.4kW ☞ OM422.911; 5.4kW ☞ OM422.905; 5.4kW ☞ OM422.905; 6kW	8EA 726 022-001 Starter 395 8EA 726 022-001 Starter 395 8EA 726 022-001 Starter 395 8EA 726 025-001 Starter 396	
3328 B	206 kW		02/80→03/91	☞ OM422.916; 5.4kW ☞ OM422.907; 5.4kW ☞ OM422.913; 5.4kW ☞ OM422.905; 5.4kW ☞ OM422.911; 5.4kW	8EA 726 022-001 Starter 395 8EA 726 022-001 Starter 395 8EA 726 022-001 Starter 395 8EA 726 022-001 Starter 395 8EA 726 022-001 Starter 395	
3328 B	206 kW		07/82→07/87	☞ OM422.919; 5.4kW	8EA 726 022-001 Starter 395	
3328 K	206 kW		07/82→07/87	☞ OM422.914; 5.4kW 05/83→; -07/87; ☞ OM422.919; 6kW 05/83→; -07/87; ☞ OM422.914; 6kW	8EA 726 022-001 Starter 395 8EA 726 025-001 Starter 396 8EA 726 025-001 Starter 396	
3333	243 kW		12/82→11/91	☞ OM422.954; 5.4kW	8EA 726 022-001 Starter 395	
3333 B	243 kW		12/82→11/91	05/83→; -11/91; ☞ OM422.954; 6kW	8EA 726 025-001 Starter 396	
3333 K	243 kW		12/82→11/91			
3336 A	260 kW		11/81→03/91	☞ OM442.952; 5.4kW ☞ OM442.950; 5.4kW ☞ OM442.952; 6kW ☞ OM442.950; 6kW	8EA 726 022-001 Starter 395 8EA 726 022-001 Starter 395 8EA 726 025-001 Starter 396 8EA 726 025-001 Starter 396	
3528	206 kW		07/82→07/87	☞ OM422.919; 5.4kW ☞ OM422.905; 5.4kW	8EA 726 022-001 Starter 395 8EA 726 022-001 Starter 395	
3528 B	206 kW		07/87→09/89	☞ OM422.919; 5.4kW	8EA 726 022-001 Starter 395	
3528 K	206 kW		07/82→07/87			
3528 K	206 kW		07/87→09/89			
3535 K	260 - 269 kW		09/87→01/89	☞ OM442.959; 5.4kW ☞ OM442.950; 5.4kW	8EA 726 022-001 Starter 395 8EA 726 022-001 Starter 395	
3336 K	261 kW		12/82→11/91	09/86→; -11/91; ☞ OM423.907; 6kW ☞ OM423.905; 6kW ☞ OM423.907; 6kW	8EA 726 025-001 Starter 396 8EA 726 025-001 Starter 396 8EA 726 025-001 Starter 396	
3544	320 kW		08/73→09/96	09/87→; -03/92; ☞ OM442.951; 5.4kW 09/87→; -03/92; ☞ OM442.953; 5.4kW 09/87→; -03/92; ☞ OM442.980; 5.4kW	8EA 726 022-001 Starter 395 8EA 726 022-001 Starter 395 8EA 726 022-001 Starter 395	
3544 S	320 kW		08/73→09/96	☞ OM442.980; 5.4kW ☞ OM442.951; 5.4kW	8EA 726 022-001 Starter 395 8EA 726 022-001 Starter 395	
3850 A	368 kW		09/85→08/94	☞ OM423.950; 6kW	8EA 726 025-001 Starter 396	
MERCEDES-BENZ - O 100					01/94→	
City	72 kW		01/94→	☞ OM602.940; 2.2kW	8EA 726 200-001 Starter 397	
MERCEDES-BENZ - O 301					02/86→05/87	
O 301	100 kW		06/86→05/87	☞ OM366.917; 4kW	8EA 725 973-001 Starter 393	
O 301	125 kW		02/86→05/87	☞ OM366.965; 4kW	8EA 725 973-001 Starter 393	
MERCEDES-BENZ - O 302					11/64→11/75	
O 302	96 kW		11/64→11/75	12/69→; -12/74; ☞ OM352.993; 4.5kW 12/69→; -12/74; ☞ OM352.980; 4.5kW	8EA 726 023-001 Starter 395 8EA 726 023-001 Starter 395	
O 302	125 kW		05/69→12/74	☞ OM360.979; 4.5kW ☞ OM360.916; 4.5kW	8EA 726 023-001 Starter 395 8EA 726 023-001 Starter 395	
O 302	141 kW		05/69→12/74	☞ OM360.985; 4.5kW ☞ OM360.980; 4.5kW ☞ OM360.981; 4.5kW	8EA 726 023-001 Starter 395 8EA 726 023-001 Starter 395 8EA 726 023-001 Starter 395	
MERCEDES-BENZ - O 303					10/74→09/92	
O 303	141 kW		10/74→06/83	03/77→; -06/83; ☞ OM401.907; 5.4kW 03/77→; -06/83; ☞ OM401.908; 5.4kW 03/77→; -06/83; ☞ OM401.912; 5.4kW 10/74→; -02/77; ☞ OM401.912; 6kW 10/74→; -02/77; ☞ OM401.908; 6kW 10/74→; -02/77; ☞ OM401.907; 6kW	8EA 726 022-001 Starter 395 8EA 726 022-001 Starter 395 8EA 726 022-001 Starter 395 8EA 726 025-001 Starter 396 8EA 726 025-001 Starter 396 8EA 726 025-001 Starter 396	
O 303	159 - 160 kW		01/80→09/92	01/80→; -04/87; ☞ OM441.918; 5.4kW 01/80→; -04/89; ☞ OM441.911; 5.4kW 01/80→; -04/89; ☞ OM421.908; 5.4kW 01/80→; -04/89; ☞ OM441.908; 5.4kW 01/80→; -04/89; ☞ OM441.909; 5.4kW 05/83→; -09/87; ☞ OM441.909; 6kW 05/83→; -09/87; ☞ OM441.908; 6kW 05/83→; -09/87; ☞ OM441.918; 6kW 05/83→; -09/87; ☞ OM441.911; 6kW	8EA 726 022-001 Starter 395 8EA 726 022-001 Starter 395 8EA 726 022-001 Starter 395 8EA 726 022-001 Starter 395 8EA 726 022-001 Starter 395 8EA 726 025-001 Starter 396 8EA 726 025-001 Starter 396 8EA 726 025-001 Starter 396 8EA 726 025-001 Starter 396	

Manufacturer - Model	Power	Displ.	Year of Constr.	Remark	Part Number	Page
MERCEDES-BENZ - O 303						10/74→09/92
O 303	159 - 160 kW		01/80→09/92	05/83→; -09/87; OM421.908; 6kW	8EA 726 025-001	Starter 396
O 303	159 - 165 kW		01/80→01/89	OM441.918; 5.4kW	8EA 726 022-001	Starter 395
				OM421.908; 5.4kW	8EA 726 022-001	Starter 395
				OM441.908; 5.4kW	8EA 726 022-001	Starter 395
				OM441.911; 5.4kW	8EA 726 022-001	Starter 395
				OM441.909; 5.4kW	8EA 726 022-001	Starter 395
				05/83→; -09/87; OM441.909; 6kW	8EA 726 025-001	Starter 396
				05/83→; -09/87; OM441.908; 6kW	8EA 726 025-001	Starter 396
				05/83→; -09/87; OM441.918; 6kW	8EA 726 025-001	Starter 396
				05/83→; -09/87; OM441.911; 6kW	8EA 726 025-001	Starter 396
				05/83→; -09/87; OM421.908; 6kW	8EA 726 025-001	Starter 396
				O 303	184 kW	
				11/85→; -09/87; OM421.951; 6kW	8EA 726 025-001	Starter 396
O 303	188 kW		03/75→06/83	03/77→; -06/83; OM402.907; 5.4kW	8EA 726 022-001	Starter 395
				03/75→; -02/77; OM402.907; 6kW	8EA 726 025-001	Starter 396
O 303	200 kW		12/87→09/92	OM441.950; 5.4kW	8EA 726 022-001	Starter 395
				OM441.953; 5.4kW	8EA 726 022-001	Starter 395
O 303	206 kW		01/80→09/87	OM422.917; 5.4kW	8EA 726 022-001	Starter 395
				OM422.908; 5.4kW	8EA 726 022-001	Starter 395
				01/80→; -04/83; OM422.908; 5.4kW	8EA 726 022-001	Starter 395
				05/83→; -09/87; OM422.917; 6kW	8EA 726 025-001	Starter 396
				05/83→; -09/87; OM422.908; 6kW	8EA 726 025-001	Starter 396
O 303	213 - 218 kW		09/87→09/92	OM442.910; 5.4kW	8EA 726 022-001	Starter 395
				OM442.911; 5.4kW	8EA 726 022-001	Starter 395
				OM442.919; 5.4kW	8EA 726 022-001	Starter 395
				OM442.939; 5.4kW	8EA 726 022-001	Starter 395
				OM442.918; 5.4kW	8EA 726 022-001	Starter 395
O 303	235 kW		07/75→06/83	OM403.918; 6kW	8EA 726 025-001	Starter 396
O 303	243 kW		08/80→09/87	OM422.951; 5.4kW	8EA 726 022-001	Starter 395
				OM422.963; 5.4kW	8EA 726 022-001	Starter 395
				05/83→; -09/87; OM422.963; 6kW	8EA 726 025-001	Starter 396
				05/83→; -09/87; OM422.951; 6kW	8EA 726 025-001	Starter 396
O 303	260 - 269 kW		09/87→09/92	OM442.955; 5.4kW	8EA 726 022-001	Starter 395
				OM442.954; 5.4kW	8EA 726 022-001	Starter 395
				OM442.961; 5.4kW	8EA 726 022-001	Starter 395
				OM442.960; 5.4kW	8EA 726 022-001	Starter 395
MERCEDES-BENZ - O 305						01/69→05/87
O 305 G	177 kW		02/78→05/87	OM407.919; 6kW	8EA 726 025-001	Starter 396
O 305 G	206 kW		02/79→05/87	OM407.951; 6kW	8EA 726 025-001	Starter 396
O 305 ST	206 kW		02/79→05/87	OM407.955; 6kW	8EA 726 025-001	Starter 396
O 305 ST	125 kW		01/69→05/73	OM360.911; 4.5kW	8EA 726 023-001	Starter 395
O 305 ST	132 kW		04/73→07/77	OM407.905; 6kW	8EA 726 025-001	Starter 396
				OM407.908; 6kW	8EA 726 025-001	Starter 396
O 305 ST	147 kW		11/76→05/87	OM407.913; 6kW	8EA 726 025-001	Starter 396
				OM407.914; 6kW	8EA 726 025-001	Starter 396
O 305 ST	155 kW		04/73→07/77	OM407.911; 6kW	8EA 726 025-001	Starter 396
				OM407.909; 6kW	8EA 726 025-001	Starter 396
O 305 ST	177 kW		11/76→05/87	OM407.917; 6kW	8EA 726 025-001	Starter 396
MERCEDES-BENZ - O 307						04/73→08/87
O 307	147 kW		11/76→07/87	OM407.915; 6kW	8EA 726 025-001	Starter 396
O 307	155 kW		04/73→07/77	OM407.907; 6kW	8EA 726 025-001	Starter 396
O 307	177 kW		04/73→07/77	11/76→; -07/77; OM407.916; 6kW	8EA 726 025-001	Starter 396
				11/76→; -07/77; OM407.918; 6kW	8EA 726 025-001	Starter 396
O 307	206 kW		11/76→08/87	11/76→; -07/87; OM407.955; 5.4kW	8EA 726 022-001	Starter 395
MERCEDES-BENZ - O 309						01/68→02/89
O 309 B	63 kW		01/68→02/89	M115.921; 1.5kW	8EA 726 241-001	Starter 397
O 309 B	66 kW		01/68→02/89	M115.952; 1.5kW	8EA 726 241-001	Starter 397
O 309 B	70 kW		01/68→02/89	M102.943; 1.5kW	8EA 726 037-001	Starter 396
O 309 D	44 kW		01/68→12/74	OM615.910; 2kW	8EA 725 966-001	Starter 393
O 309 D	48 kW		01/75→12/88	OM616.910; 2kW	8EA 725 966-001	Starter 393
O 309 D	63 kW		01/70→02/89	08/74→; -02/89; OM314.959; 4kW	8EA 725 973-001	Starter 393
				02/73→; -12/86; OM314.948; 4kW	8EA 725 973-001	Starter 393
				01/70→; -01/73; OM314.948; 4.5kW	8EA 726 023-001	Starter 395

Manufacturer - Model	Power	Displ.	Year of Constr.	Remark	Part Number	Page
MERCEDES-BENZ - O 402						02/86→12/91
O 402	100 kW		02/86→12/91	⊕ OM366.917; 4kW	8EA 738 092-001	Starter 402
O 402	125 kW		02/86→12/91	⊕ OM366.965; 4kW	8EA 738 092-001	Starter 402
MERCEDES-BENZ - O 403						09/03→
O 403 SHD	260 kW		09/03→	⊕ OM457.944; 6.2kW	8EA 738 223-001	Starter 402
O 403 SHD	310 kW		09/03→			
MERCEDES-BENZ - O 404						09/91→10/99
O 404	151 kW		09/91→01/92	⊕ OM441.922; 5.4kW	8EA 726 022-001	Starter 395
O 404	165 kW		09/91→01/92	⊕ OM441.921; 5.4kW	8EA 726 022-001	Starter 395
O 404	195 kW		09/91→01/92	⊕ OM442.931; 5.4kW	8EA 726 022-001	Starter 395
O 404	200 kW		09/91→10/99	⊕ OM401.974; 5.4kW	8EA 726 022-001	Starter 395
O 404	213 kW		09/91→01/92	⊕ OM442.930; 5.4kW	8EA 726 022-001	Starter 395
O 404	213 kW		09/91→10/99	⊕ OM401.970; 5.4kW	8EA 726 022-001	Starter 395
O 404	213 kW		09/94→10/99	⊕ OM445.935; 5.4kW	8EA 726 022-001	Starter 395
				⊕ OM445.935; 5.4kW	8EA 726 022-001	Starter 395
				⊕ OM445.935; 5.4kW	8EA 726 022-001	Starter 395
O 404	250 kW		09/91→10/99	⊕ OM441.980; 5.4kW	8EA 726 022-001	Starter 395
				⊕ OM445.934; 5.4kW	8EA 726 022-001	Starter 395
O 404	280 kW		09/91→10/99	⊕ OM402.970; 5.4kW	8EA 726 022-001	Starter 395
O 404	280 kW		09/94→10/99	⊕ OM446.938; 5.4kW	8EA 726 022-001	Starter 395
				⊕ OM446.934; 5.4kW	8EA 726 022-001	Starter 395
MERCEDES-BENZ - O 405						12/84→
O 405 G,O 405 GN,O 405 GTD	177 - 184 kW		11/85→	11/85→; -12/97; ⊕ OM447.959; 6kW	8EA 726 025-001	Starter 396
				11/85→; -12/97; ⊕ OM447.976; 6kW	8EA 726 025-001	Starter 396
				11/85→; -12/97; ⊕ OM447.978; 6kW	8EA 726 025-001	Starter 396
				11/85→; -02/01; ⊕ OM427.911; 6kW	8EA 726 025-001	Starter 396
				11/85→; -02/01; ⊕ OM447.955; 6kW	8EA 726 025-001	Starter 396
				11/85→; -02/01; ⊕ OM447.907; 6kW	8EA 726 025-001	Starter 396
O 405 G,O 405 GN,O 405 GTD	220 kW		09/91→	09/91→; -12/97; ⊕ OM447.977; 6kW	8EA 726 025-001	Starter 396
				09/91→; -12/97; ⊕ OM447.979; 6kW	8EA 726 025-001	Starter 396
				09/91→; -12/97; ⊕ OM447.984; 6kW	8EA 726 025-001	Starter 396
				09/91→; -02/01; ⊕ OM447.980; 6kW	8EA 726 025-001	Starter 396
				⊕ OM447.998; 6kW	8EA 726 025-001	Starter 396
O 405 G,O 405 GTD	206 kW		01/86→	01/86→; -02/01; ⊕ OM447.950; 6kW	8EA 726 025-001	Starter 396
				01/86→; -02/01; ⊕ OM427.950; 6kW	8EA 726 025-001	Starter 396
O 405 ST	206 kW		11/85→	11/85→; -02/01; ⊕ OM447.950; 6kW	8EA 726 025-001	Starter 396
				11/85→; -02/01; ⊕ OM427.950; 6kW	8EA 726 025-001	Starter 396
				11/85→; -02/01; ⊕ OM447.951; 6kW	8EA 726 025-001	Starter 396
O 405 ST,O 405 N	150 - 157 kW		12/84→	11/86→; -02/01; ⊕ OM447.911; 6kW	8EA 726 025-001	Starter 396
				11/86→; -02/01; ⊕ OM447.913; 6kW	8EA 726 025-001	Starter 396
				12/84→; -12/86; ⊕ OM427.905; 6kW	8EA 726 025-001	Starter 396
				11/86→; -02/01; ⊕ OM447.905; 6kW	8EA 726 025-001	Starter 396
				11/86→; -12/97; ⊕ OM447.914; 6kW	8EA 726 025-001	Starter 396
				11/86→; -12/97; ⊕ OM447.970; 6kW	8EA 726 025-001	Starter 396
				11/86→; -12/97; ⊕ OM447.973; 6kW	8EA 726 025-001	Starter 396
O 405 ST,O 405 N	177 - 184 kW		11/85→	11/85→; -12/97; ⊕ OM447.971; 6kW	8EA 726 025-001	Starter 396
				⊕ OM447.974; 6kW	8EA 726 025-001	Starter 396
				⊕ OM427.911; 6kW	8EA 726 025-001	Starter 396
				11/85→; -12/97; ⊕ OM447.957; 6kW	8EA 726 025-001	Starter 396
				11/85→; -02/01; ⊕ OM447.910; 6kW	8EA 726 025-001	Starter 396
				11/85→; -02/01; ⊕ OM447.956; 6kW	8EA 726 025-001	Starter 396
				⊕ OM447.908; 6kW	8EA 726 025-001	Starter 396
				11/85→; -12/86; ⊕ OM427.910; 6kW	8EA 726 025-001	Starter 396
				11/85→; -02/01; ⊕ OM447.907; 6kW	8EA 726 025-001	Starter 396
O 405 ST,O 405 N	220 kW		11/91→	11/91→; -12/97; ⊕ OM447.975; 6kW	8EA 726 025-001	Starter 396
				⊕ OM447.986; 6kW	8EA 726 025-001	Starter 396
				11/91→; -12/97; ⊕ OM447.981; 6kW	8EA 726 025-001	Starter 396
				11/91→; -12/97; ⊕ OM447.972; 6kW	8EA 726 025-001	Starter 396
MERCEDES-BENZ - O 407						03/87→11/01
O 407	177 - 184 kW		03/87→11/01	03/87→; -02/01; ⊕ OM447.990; 6kW	8EA 726 025-001	Starter 396
				03/87→; -02/01; ⊕ OM447.906; 6kW	8EA 726 025-001	Starter 396
				03/87→; -02/01; ⊕ OM447.908; 6kW	8EA 726 025-001	Starter 396
				03/87→; -02/01; ⊕ OM447.954; 6kW	8EA 726 025-001	Starter 396
O 407	220 kW		11/91→11/01	02/91→; -02/01; ⊕ OM447.991; 6kW	8EA 726 025-001	Starter 396
				02/91→; -02/01; ⊕ OM447.985; 6kW	8EA 726 025-001	Starter 396

Manufacturer - Model	Power	Displ.	Year of Constr.	Remark	Part Number	Page
MERCEDES-BENZ - O 408						01/91→12/98
O 408	184 kW		01/91→12/98	⊕ OM447.992; 6kW	8EA 726 025-001	Starter 396
				⊕ OM447.912; 6kW	8EA 726 025-001	Starter 396
				⊕ OM447.958; 6kW	8EA 726 025-001	Starter 396
O 408	220 kW		08/92→12/98	⊕ OM447.993; 6kW	8EA 726 025-001	Starter 396
				⊕ OM447.987; 6kW	8EA 726 025-001	Starter 396
MERCEDES-BENZ - SK						07/87→
1728, 1729, 1729 L	210 - 218 kW		07/87→09/96	07/88→; -08/94; ⊕ OM442.923; 5.4kW	8EA 726 022-001	Starter 395
				07/88→; -08/94; ⊕ OM442.925; 5.4kW	8EA 726 022-001	Starter 395
				07/88→; -08/94; ⊕ OM442.908; 5.4kW	8EA 726 022-001	Starter 395
				07/88→; -08/94; ⊕ OM442.906; 5.4kW	8EA 726 022-001	Starter 395
				07/88→; -08/94; ⊕ OM442.907; 5.4kW	8EA 726 022-001	Starter 395
1729 AK	213 kW		07/88→09/93	⊕ OM442.926; 5.4kW	8EA 726 022-001	Starter 395
2629 A	213 - 218 kW		07/88→08/94	⊕ OM442.907; 5.4kW	8EA 726 022-001	Starter 395
2629 AK	213 - 218 kW		07/88→08/94			
2629 AS	213 - 218 kW		07/88→08/94			
1729 K	213 - 218 kW		07/88→08/94	⊕ OM442.925; 5.4kW	8EA 726 022-001	Starter 395
2429 S	213 - 218 kW		07/88→08/94	⊕ OM442.906; 5.4kW	8EA 726 022-001	Starter 395
3529	213 - 218 kW		07/88→08/94	⊕ OM442.907; 5.4kW	8EA 726 022-001	Starter 395
1729 S, 1729 LS	210 - 218 kW		07/87→09/96	07/88→; -08/94; ⊕ OM442.923; 5.4kW	8EA 726 022-001	Starter 395
				07/88→; -08/94; ⊕ OM442.925; 5.4kW	8EA 726 022-001	Starter 395
				07/88→; -08/94; ⊕ OM442.906; 5.4kW	8EA 726 022-001	Starter 395
				07/88→; -08/94; ⊕ OM442.907; 5.4kW	8EA 726 022-001	Starter 395
1735, 1735 L	260 - 269 kW		07/87→09/96	07/88→; -08/94; ⊕ OM442.964; 5.4kW	8EA 726 022-001	Starter 395
1735 S, 1735 LS	260 - 269 kW		07/87→09/96	07/88→; -08/94; ⊕ OM442.963; 5.4kW	8EA 726 022-001	Starter 395
				07/88→; -08/94; ⊕ OM442.944; 5.4kW	8EA 726 022-001	Starter 395
				07/88→; -08/94; ⊕ OM442.976; 5.4kW	8EA 726 022-001	Starter 395
1735 AK	260 - 269 kW		08/89→08/94	⊕ OM442.966; 5.4kW	8EA 726 022-001	Starter 395
3535 K	260 kW		07/87→09/96	⊕ OM442.942; 5.4kW	8EA 726 022-001	Starter 395
1735 K	250 - 269 kW		07/88→08/94	⊕ OM442.963; 5.4kW	8EA 726 022-001	Starter 395
				⊕ OM442.976; 5.4kW	8EA 726 022-001	Starter 395
				⊕ OM442.964; 5.4kW	8EA 726 022-001	Starter 395
				⊕ OM442.944; 5.4kW	8EA 726 022-001	Starter 395
				⊕ OM440.940; 5.4kW	8EA 726 022-001	Starter 395
1735 L	218 kW		07/88→08/94	⊕ OM442.906; 5.4kW	8EA 726 022-001	Starter 395
1748, 1748 L	353 - 362 kW		07/87→09/96	07/88→; -07/92; ⊕ OM442.989; 5.4kW	8EA 726 022-001	Starter 395
1748 S, 1748 LS	353 - 362 kW		07/87→09/96	07/88→; -07/92; ⊕ OM442.985; 5.4kW	8EA 726 022-001	Starter 395
1831, 1831 L	230 kW		07/87→09/96	01/94→; -09/96; ⊕ OM445.937; 5.4kW	8EA 726 022-001	Starter 395
				01/94→; -09/96; ⊕ OM445.929; 5.4kW	8EA 726 022-001	Starter 395
				07/92→; -09/96; ⊕ OM401.993; 5.4kW	8EA 726 022-001	Starter 395
				07/92→; -09/96; ⊕ OM401.979; 5.4kW	8EA 726 022-001	Starter 395
				07/92→; -09/96; ⊕ OM401.972; 5.4kW	8EA 726 022-001	Starter 395
1831 AK	230 kW		05/91→09/96	⊕ OM401.986; 5.4kW	8EA 726 022-001	Starter 395
1831 AK	230 kW		01/94→09/96	⊕ OM445.930; 5.4kW	8EA 726 022-001	Starter 395
1831 K	230 kW		07/92→09/96	⊕ OM401.993; 5.4kW	8EA 726 022-001	Starter 395
2031	230 kW		03/92→09/96	⊕ OM401.972; 5.4kW	8EA 726 022-001	Starter 395
2031 S	230 kW		03/92→09/96	⊕ OM401.979; 5.4kW	8EA 726 022-001	Starter 395
1831 K	230 - 250 kW		07/92→09/96	01/94→; -09/96; ⊕ OM445.937; 5.4kW	8EA 726 022-001	Starter 395
				01/94→; -09/96; ⊕ OM445.929; 5.4kW	8EA 726 022-001	Starter 395
				⊕ OM441.986; 5.4kW	8EA 726 022-001	Starter 395
				⊕ OM441.993; 5.4kW	8EA 726 022-001	Starter 395
1831 S, 1831 LS	230 kW		07/87→09/96	01/94→; -09/96; ⊕ OM445.929; 5.4kW	8EA 726 022-001	Starter 395
				07/92→; -02/01; ⊕ OM401.972; 5.4kW	8EA 726 022-001	Starter 395
				01/94→; -09/96; ⊕ OM445.937; 5.4kW	8EA 726 022-001	Starter 395
				07/92→; -09/96; ⊕ OM401.979; 5.4kW	8EA 726 022-001	Starter 395
				07/92→; -09/96; ⊕ OM401.993; 5.4kW	8EA 726 022-001	Starter 395
1834, 1834 L	250 kW		07/87→09/96	10/93→; -09/96; ⊕ OM441.986; 5.4kW	8EA 726 022-001	Starter 395
				10/93→; -09/96; ⊕ OM441.996; 5.4kW	8EA 726 022-001	Starter 395
				01/94→; -09/96; ⊕ OM445.939; 5.4kW	8EA 726 022-001	Starter 395
				01/94→; -09/96; ⊕ OM445.920; 5.4kW	8EA 726 022-001	Starter 395
1834 AK	250 kW		07/88→09/93	⊕ OM441.989; 5.4kW	8EA 726 022-001	Starter 395
1834 S, 1834 LS	250 kW		07/87→09/96	10/93→; -09/96; ⊕ OM441.996; 5.4kW	8EA 726 022-001	Starter 395
				10/93→; -09/96; ⊕ OM441.986; 5.4kW	8EA 726 022-001	Starter 395
				01/94→; -09/96; ⊕ OM445.939; 5.4kW	8EA 726 022-001	Starter 395
				01/94→; -09/96; ⊕ OM445.920; 5.4kW	8EA 726 022-001	Starter 395
1838, 1838 L	280 kW		07/87→09/96	12/90→; -02/01; ⊕ OM402.975; 5.4kW	8EA 726 022-001	Starter 395
1838 S, 1838 LS	280 kW		07/87→09/96	12/90→; -02/01; ⊕ OM402.971; 5.4kW	8EA 726 022-001	Starter 395
				12/90→; -02/01; ⊕ OM402.972; 5.4kW	8EA 726 022-001	Starter 395

Manufacturer - Model	Power	Displ.	Year of Constr.	Remark	Part Number	Page
MERCEDES-BENZ - SK						07/87→
1838,1838 L	280 kW		07/87→09/96	12/90→; -02/01; OM402.985; 5.4kW	8EA 726 022-001	Starter 395
1838 S,1838 LS	280 kW		07/87→09/96	06/95→; -09/96; OM446.925; 5.4kW	8EA 726 022-001	Starter 395
				06/95→; -09/96; OM446.924; 5.4kW	8EA 726 022-001	Starter 395
				12/90→; -02/01; OM402.986; 5.4kW	8EA 726 022-001	Starter 395
1838,1838 L	320 kW		07/87→09/96	12/90→; -02/01; OM440.991; 5.4kW	8EA 726 022-001	Starter 395
				12/90→; -02/01; OM440.978; 5.4kW	8EA 726 022-001	Starter 395
1838 AK	280 kW		12/92→09/96	OM402.978; 5.4kW	8EA 726 022-001	Starter 395
				OM402.996; 5.4kW	8EA 726 022-001	Starter 395
1838 AK	280 kW		01/94→09/96	OM446.927; 5.4kW	8EA 726 022-001	Starter 395
2031 A	280 kW		01/94→09/96			
1838 AK	320 kW		12/92→09/96	OM440.979; 5.4kW	8EA 726 022-001	Starter 395
1838 AK	370 kW		12/92→09/96	OM440.982; 5.4kW	8EA 726 022-001	Starter 395
2650 A	370 kW		07/87→09/96			
1838 K	280 kW		12/90→09/96	OM402.975; 5.4kW	8EA 726 022-001	Starter 395
				OM402.971; 5.4kW	8EA 726 022-001	Starter 395
				OM402.985; 5.4kW	8EA 726 022-001	Starter 395
1838 K	280 kW		06/95→09/96	OM446.924; 5.4kW	8EA 726 022-001	Starter 395
1838 S,1838 LS	320 kW		07/87→09/96	12/90→; -02/01; OM440.991; 5.4kW	8EA 726 022-001	Starter 395
				12/90→; -02/01; OM440.978; 5.4kW	8EA 726 022-001	Starter 395
				12/90→; -02/01; OM446.943; 5.4kW	8EA 726 022-001	Starter 395
1840 LS	280 kW		07/91→07/92	OM402.971; 5.4kW	8EA 726 022-001	Starter 395
2635 K	280 kW		01/91→08/94			
1844,1844 L	320 kW		07/87→09/96	01/92→; -09/96; OM440.970; 5.4kW	8EA 726 022-001	Starter 395
				11/91→; -09/96; OM446.922; 5.4kW	8EA 726 022-001	Starter 395
1844 S,1844 LS	320 kW		07/87→09/96	01/94→; -09/96; OM446.922; 5.4kW	8EA 726 022-001	Starter 395
				11/91→; -09/96; OM440.970; 5.4kW	8EA 726 022-001	Starter 395
1850,1850 L	362 - 370 kW		07/87→09/96	12/90→; -02/01; OM442.971; 5.4kW	8EA 726 022-001	Starter 395
1850 S,1850 LS	362 - 370 kW		07/87→09/96	12/90→; -02/01; OM442.997; 5.4kW	8EA 726 022-001	Starter 395
				12/90→; -02/01; OM442.992; 5.4kW	8EA 726 022-001	Starter 395
				12/90→; -02/01; OM440.973; 5.4kW	8EA 726 022-001	Starter 395
				12/90→; -02/01; OM442.989; 5.4kW	8EA 726 022-001	Starter 395
				12/90→; -02/01; OM442.985; 5.4kW	8EA 726 022-001	Starter 395
1850 LAS	362 - 370 kW		07/87→09/96	OM442.985; 5.4kW	8EA 726 022-001	Starter 395
				OM442.992; 5.4kW	8EA 726 022-001	Starter 395
				OM440.973; 5.4kW	8EA 726 022-001	Starter 395
1853,1853 L	390 kW		07/87→09/96	01/96→; -09/96; OM446.920; 5.4kW	8EA 726 022-001	Starter 395
1853 S,1853 LS	390 kW		07/87→09/96			
3553, 3553 L	390 kW		01/94→09/96			
1853 AK	390 kW		01/96→09/96	OM446.946; 5.4kW	8EA 726 022-001	Starter 395
				OM446.920; 5.4kW	8EA 726 022-001	Starter 395
1922	160 - 165 kW		05/89→08/94	OM441.923; 5.4kW	8EA 726 022-001	Starter 395
1922 K	160 - 165 kW		05/89→08/94	OM441.905; 5.4kW	8EA 726 022-001	Starter 395
1922 S	160 - 165 kW		05/89→08/94	OM441.914; 5.4kW	8EA 726 022-001	Starter 395
1922 AK	160 - 165 kW		08/89→08/94	OM441.928; 5.4kW	8EA 726 022-001	Starter 395
				OM441.914; 5.4kW	8EA 726 022-001	Starter 395
1929,1929 L	210 - 218 kW		07/87→09/96	07/88→; -08/94; OM442.916; 5.4kW	8EA 726 022-001	Starter 395
				07/88→; -08/94; OM442.923; 5.4kW	8EA 726 022-001	Starter 395
				07/88→; -08/94; OM442.925; 5.4kW	8EA 726 022-001	Starter 395
				07/88→; -08/94; OM442.906; 5.4kW	8EA 726 022-001	Starter 395
				07/88→; -08/94; OM442.907; 5.4kW	8EA 726 022-001	Starter 395
				07/88→; -08/94; OM442.908; 5.4kW	8EA 726 022-001	Starter 395
1929 A	210 - 218 kW		07/88→08/94	OM442.909; 5.4kW	8EA 726 022-001	Starter 395
1929 AK	210 - 218 kW		07/88→08/94	OM442.924; 5.4kW	8EA 726 022-001	Starter 395
				OM442.907; 5.4kW	8EA 726 022-001	Starter 395
				OM442.906; 5.4kW	8EA 726 022-001	Starter 395
1929 A	269 kW		07/88→09/93	OM442.971; 5.4kW	8EA 726 022-001	Starter 395
1929 A	340 kW		07/88→08/94	OM443.940; 5.4kW	8EA 726 022-001	Starter 395
2629 A	340 kW		07/88→08/94			
1929 AS	213 - 218 kW		07/88→08/94	OM442.929; 5.4kW	8EA 726 022-001	Starter 395
				OM442.926; 5.4kW	8EA 726 022-001	Starter 395
				OM442.907; 5.4kW	8EA 726 022-001	Starter 395
				OM442.906; 5.4kW	8EA 726 022-001	Starter 395
1929 K	210 - 218 kW		07/88→08/94	OM442.916; 5.4kW	8EA 726 022-001	Starter 395
1929 S	210 - 218 kW		07/88→08/94	OM442.925; 5.4kW	8EA 726 022-001	Starter 395
2429, 2429 L	210 - 218 kW		07/87→09/96	OM442.923; 5.4kW	8EA 726 022-001	Starter 395
				OM442.907; 5.4kW	8EA 726 022-001	Starter 395
				OM442.908; 5.4kW	8EA 726 022-001	Starter 395
				OM442.906; 5.4kW	8EA 726 022-001	Starter 395

Manufacturer - Model	Power	Displ.	Year of Constr.	Remark	Part Number	Page
MERCEDES-BENZ - SK						07/87→
1935	260 - 269 kW		05/89→08/94	☞ OM442.963; 5.4kW	8EA 726 022-001	Starter 395
1935 S	269 kW		05/89→08/94	☞ OM442.976; 5.4kW	8EA 726 022-001	Starter 395
				☞ OM442.944; 5.4kW	8EA 726 022-001	Starter 395
				☞ OM442.943; 5.4kW	8EA 726 022-001	Starter 395
1935 AK	250 - 269 kW		05/89→08/94	☞ OM442.972; 5.4kW	8EA 726 022-001	Starter 395
				☞ OM442.978; 5.4kW	8EA 726 022-001	Starter 395
				☞ OM442.971; 5.4kW	8EA 726 022-001	Starter 395
				☞ OM442.942; 5.4kW	8EA 726 022-001	Starter 395
				☞ OM442.966; 5.4kW	8EA 726 022-001	Starter 395
1935 AS	250 - 269 kW		05/89→08/94	☞ OM442.978; 5.4kW	8EA 726 022-001	Starter 395
				☞ OM442.966; 5.4kW	8EA 726 022-001	Starter 395
				☞ OM442.942; 5.4kW	8EA 726 022-001	Starter 395
1935 K	250 - 269 kW		05/89→08/94	☞ OM442.964; 5.4kW	8EA 726 022-001	Starter 395
				☞ OM442.963; 5.4kW	8EA 726 022-001	Starter 395
				☞ OM442.977; 5.4kW	8EA 726 022-001	Starter 395
				☞ OM442.944; 5.4kW	8EA 726 022-001	Starter 395
				☞ OM442.943; 5.4kW	8EA 726 022-001	Starter 395
				☞ OM440.940; 5.4kW	8EA 726 022-001	Starter 395
1945 AK	340 kW		07/88→08/94	☞ OM443.940; 6kW	8EA 726 025-001	Starter 396
1948	353 - 362 kW		09/88→07/92	☞ OM442.982; 5.4kW	8EA 726 022-001	Starter 395
				☞ OM442.984; 5.4kW	8EA 726 022-001	Starter 395
				☞ OM442.989; 5.4kW	8EA 726 022-001	Starter 395
				☞ OM442.985; 5.4kW	8EA 726 022-001	Starter 395
2024	180 kW		02/93→09/96	02/93→; -09/94; ☞ OM401.975; 5.4kW	8EA 726 022-001	Starter 395
2024	180 kW		01/94→09/96	01/94→; -08/96; ☞ OM445.924; 5.4kW	8EA 726 022-001	Starter 395
2024 K	180 kW		01/94→09/96			
2024 AK	180 kW		02/93→09/96	☞ OM401.984; 5.4kW	8EA 726 022-001	Starter 395
2024 AK	180 kW		01/94→09/96	01/94→; -08/96; ☞ OM445.925; 5.4kW	8EA 726 022-001	Starter 395
2024 K	180 kW		02/93→09/96	02/93→; -08/94; ☞ OM401.975; 5.4kW	8EA 726 022-001	Starter 395
2027 AK	200 kW		02/93→09/96	☞ OM401.989; 5.4kW	8EA 726 022-001	Starter 395
				☞ OM445.933; 5.4kW	8EA 726 022-001	Starter 395
2031 A	230 kW		03/92→09/96	03/92→; -08/96; ☞ OM401.986; 5.4kW	8EA 726 022-001	Starter 395
2031 AS	230 kW		03/92→09/96			
2031 A	230 kW		01/94→09/96	01/94→; -08/96; ☞ OM445.930; 5.4kW	8EA 726 022-001	Starter 395
2631 A	230 kW		01/94→09/96			
2031 A	280 kW		03/92→09/96	03/92→; -08/96; ☞ OM402.978; 5.4kW	8EA 726 022-001	Starter 395
				03/92→; -08/96; ☞ OM402.996; 5.4kW	8EA 726 022-001	Starter 395
2031 A	320 kW		03/92→09/96	03/92→; -08/96; ☞ OM440.979; 5.4kW	8EA 726 022-001	Starter 395
2031 K	230 kW		03/92→09/96	01/94→; -09/96; ☞ OM445.929; 5.4kW	8EA 726 022-001	Starter 395
				☞ OM401.993; 5.4kW	8EA 726 022-001	Starter 395
				☞ OM401.979; 5.4kW	8EA 726 022-001	Starter 395
				☞ OM401.972; 5.4kW	8EA 726 022-001	Starter 395
2038	280 kW		11/91→09/96	11/91→; -08/96; ☞ OM402.972; 5.4kW	8EA 726 022-001	Starter 395
				11/91→; -08/96; ☞ OM402.971; 5.4kW	8EA 726 022-001	Starter 395
				☞ OM402.986; 5.4kW	8EA 726 022-001	Starter 395
				☞ OM402.985; 5.4kW	8EA 726 022-001	Starter 395
2038	280 kW		12/92→	01/94→; -08/96; ☞ OM446.925; 5.4kW	8EA 726 022-001	Starter 395
				01/94→; -08/96; ☞ OM446.927; 5.4kW	8EA 726 022-001	Starter 395
2038 AS	280 kW		12/92→09/96	☞ OM402.978; 5.4kW	8EA 726 022-001	Starter 395
2038 AS	280 kW		01/94→09/96	01/94→; -08/96; ☞ OM446.927; 5.4kW	8EA 726 022-001	Starter 395
2638 AK	280 kW		01/94→09/96			
2638 AS	280 kW		01/94→09/96			
2038 AS	320 kW		12/92→09/96	☞ OM440.970; 5.4kW	8EA 726 022-001	Starter 395
2044 AS	320 kW		01/94→09/96	☞ OM440.979; 5.4kW	8EA 726 022-001	Starter 395
4844	320 kW		12/91→08/94			
2038 S	280 kW		11/91→09/96	11/91→; -08/96; ☞ OM402.971; 5.4kW	8EA 726 022-001	Starter 395
				11/91→; -08/96; ☞ OM402.985; 5.4kW	8EA 726 022-001	Starter 395
2044	320 kW		01/92→09/96	☞ OM440.970; 5.4kW	8EA 726 022-001	Starter 395
3244 L	320 kW		07/87→09/96	☞ OM446.922; 5.4kW	8EA 726 022-001	Starter 395
2044 S	320 kW		01/92→09/96	01/94→; -08/96; ☞ OM446.922; 5.4kW	8EA 726 022-001	Starter 395
				☞ OM440.970; 5.4kW	8EA 726 022-001	Starter 395
2050	362 - 390 kW		01/91→09/96	☞ OM442.989; 5.4kW	8EA 726 022-001	Starter 395
				☞ OM442.985; 5.4kW	8EA 726 022-001	Starter 395
				☞ OM442.992; 5.4kW	8EA 726 022-001	Starter 395
				☞ OM446.920; 5.4kW	8EA 726 022-001	Starter 395
				☞ OM442.997; 5.4kW	8EA 726 022-001	Starter 395

Manufacturer - Model	Power	Displ.	Year of Constr.	Remark	Part Number	Page
MERCEDES-BENZ - SK						07/87→
2050 S	362 - 390 kW		01/91→09/96	01/94→; OM446.920; 5.4kW OM442.989; 5.4kW OM442.985; 5.4kW OM440.976; 5.4kW OM442.997; 5.4kW OM442.992; 5.4kW	8EA 726 022-001 Starter 395 8EA 726 022-001 Starter 395 8EA 726 022-001 Starter 395 8EA 726 022-001 Starter 395 8EA 726 022-001 Starter 395 8EA 726 022-001 Starter 395	
2055 AF	370 kW		01/92→09/96	OM442.997; 5.4kW	8EA 726 022-001 Starter 395	
2635	370 kW		01/91→08/94			
2422 L	160 - 165 kW		07/87→09/96	OM441.923; 5.4kW OM441.905; 5.4kW	8EA 726 022-001 Starter 395 8EA 726 022-001 Starter 395	
2429	206 kW		07/87→09/96	OM442.916; 5.4kW OM422.916; 6kW	8EA 726 022-001 Starter 395 8EA 726 025-001 Starter 396	
2429	210 - 218 kW		07/88→08/94	OM442.925; 5.4kW	8EA 726 022-001 Starter 395	
2429 K	210 - 218 kW		07/88→08/94	OM442.923; 5.4kW OM442.907; 5.4kW OM442.906; 5.4kW	8EA 726 022-001 Starter 395 8EA 726 022-001 Starter 395 8EA 726 022-001 Starter 395	
2429,2429 L	213 - 218 kW		07/87→09/96	07/88→; -08/94; OM442.925; 5.4kW	8EA 726 022-001 Starter 395	
2429 S,2429 LS	213 - 218 kW		07/87→09/96	07/88→; -08/94; OM442.907; 5.4kW 07/88→; -08/94; OM442.906; 5.4kW	8EA 726 022-001 Starter 395 8EA 726 022-001 Starter 395	
2434 L	250 kW		07/87→09/96	OM441.989; 5.4kW OM441.986; 5.4kW	8EA 726 022-001 Starter 395 8EA 726 022-001 Starter 395	
2435	250 - 260 kW		07/87→09/96	OM442.962; 5.4kW OM442.963; 5.4kW OM442.976; 5.4kW OM442.978; 5.4kW OM442.971; 5.4kW OM442.942; 5.4kW OM442.944; 5.4kW OM440.941; 5.4kW OM442.966; 5.4kW OM440.942; 5.4kW	8EA 726 022-001 Starter 395 8EA 726 022-001 Starter 395 8EA 726 022-001 Starter 395 8EA 726 022-001 Starter 395 8EA 726 022-001 Starter 395 8EA 726 022-001 Starter 395 8EA 726 022-001 Starter 395 8EA 726 022-001 Starter 395 8EA 726 022-001 Starter 395 8EA 726 022-001 Starter 395	
2435	260 - 269 kW		07/88→08/94	OM442.964; 5.4kW OM442.963; 5.4kW OM442.976; 5.4kW OM442.944; 5.4kW OM442.943; 5.4kW OM442.965; 5.4kW	8EA 726 022-001 Starter 395 8EA 726 022-001 Starter 395 8EA 726 022-001 Starter 395 8EA 726 022-001 Starter 395 8EA 726 022-001 Starter 395 8EA 726 022-001 Starter 395	
2435,2435 L	260 - 269 kW		07/87→09/96	07/88→; -08/94; OM442.965; 5.4kW	8EA 726 022-001 Starter 395	
2435 S,2435 LS	260 - 269 kW		07/87→09/96	07/88→; -08/94; OM442.964; 5.4kW 07/88→; -08/94; OM442.963; 5.4kW 07/88→; -08/94; OM442.968; 5.4kW 07/88→; -08/94; OM442.968; 5.4kW 07/88→; -08/94; OM442.943; 5.4kW 07/88→; -08/94; OM442.944; 5.4kW 07/88→; -08/94; OM442.976; 5.4kW	8EA 726 022-001 Starter 395 8EA 726 022-001 Starter 395 8EA 726 022-001 Starter 395 8EA 726 022-001 Starter 395 8EA 726 022-001 Starter 395 8EA 726 022-001 Starter 395 8EA 726 022-001 Starter 395	
2435 K	250 - 269 kW		07/88→08/94	OM442.965; 5.4kW OM442.964; 5.4kW OM442.963; 5.4kW OM442.944; 5.4kW OM442.943; 5.4kW OM440.940; 5.4kW	8EA 726 022-001 Starter 395 8EA 726 022-001 Starter 395 8EA 726 022-001 Starter 395 8EA 726 022-001 Starter 395 8EA 726 022-001 Starter 395 8EA 726 022-001 Starter 395	
2435 LS	260 kW		07/87→09/96	OM442.976; 5.4kW	8EA 726 022-001 Starter 395	
3235	260 kW		07/88→08/94	OM442.963; 5.4kW	8EA 726 022-001 Starter 395	
3235 L	260 kW		07/87→09/96	OM442.944; 5.4kW	8EA 726 022-001 Starter 395	
2435 S	250 - 269 kW		07/88→08/94	OM442.964; 5.4kW OM442.963; 5.4kW OM442.976; 5.4kW OM442.965; 5.4kW OM442.944; 5.4kW OM442.943; 5.4kW OM440.940; 5.4kW	8EA 726 022-001 Starter 395 8EA 726 022-001 Starter 395 8EA 726 022-001 Starter 395 8EA 726 022-001 Starter 395 8EA 726 022-001 Starter 395 8EA 726 022-001 Starter 395 8EA 726 022-001 Starter 395	
2448	353 - 362 kW		07/88→07/92	OM442.985; 5.4kW OM442.992; 5.4kW	8EA 726 022-001 Starter 395 8EA 726 022-001 Starter 395	
2448,2448 L	353 - 362 kW		07/87→09/96	07/88→; -07/92; OM442.989; 5.4kW 07/88→; -07/92; OM442.985; 5.4kW 07/88→; -07/92; OM442.984; 5.4kW	8EA 726 022-001 Starter 395 8EA 726 022-001 Starter 395 8EA 726 022-001 Starter 395	

Manufacturer - Model	Power	Displ.	Year of Constr.	Remark	Part Number	Page
MERCEDES-BENZ - SK						07/87→
2448 LS	353 - 362 kW		07/88→07/92	⊕ OM442.984; 5.4kW	8EA 726 022-001 Starter 395	
				⊕ OM442.985; 5.4kW	8EA 726 022-001 Starter 395	
				⊕ OM442.989; 5.4kW	8EA 726 022-001 Starter 395	
2448 S	353 - 362 kW		07/88→07/92	⊕ OM442.985; 5.4kW	8EA 726 022-001 Starter 395	
				⊕ OM442.989; 5.4kW	8EA 726 022-001 Starter 395	
2531	230 kW		05/91→09/96	⊕ OM401.986; 5.4kW	8EA 726 022-001 Starter 395	
				⊕ OM445.930; 5.4kW	8EA 726 022-001 Starter 395	
2531, 2531 L	230 kW		07/87→09/96	⊕ OM445.930; 5.4kW	8EA 726 022-001 Starter 395	
				⊕ OM401.993; 5.4kW	8EA 726 022-001 Starter 395	
				⊕ OM401.986; 5.4kW	8EA 726 022-001 Starter 395	
				⊕ OM445.929; 5.4kW	8EA 726 022-001 Starter 395	
				⊕ OM401.979; 5.4kW	8EA 726 022-001 Starter 395	
				⊕ OM445.937; 5.4kW	8EA 726 022-001 Starter 395	
				⊕ OM445.937; 6kW	8EA 726 025-001 Starter 396	
				⊕ OM401.979; 6kW	8EA 726 025-001 Starter 396	
				⊕ OM445.930; 6kW	8EA 726 025-001 Starter 396	
				⊕ OM445.929; 6kW	8EA 726 025-001 Starter 396	
2534, 2534 L	250 kW		07/87→09/96	⊕ OM445.930; 5.4kW	8EA 726 022-001 Starter 395	
				⊕ OM445.939; 5.4kW	8EA 726 022-001 Starter 395	
				⊕ OM445.920; 5.4kW	8EA 726 022-001 Starter 395	
				⊕ OM441.986; 5.4kW	8EA 726 022-001 Starter 395	
				⊕ OM441.996; 5.4kW	8EA 726 022-001 Starter 395	
2538	280 kW		03/91→09/96	03/91→; -08/96; ⊕ OM402.972; 5.4kW	8EA 726 022-001 Starter 395	
				03/91→; -08/96; ⊕ OM402.971; 5.4kW	8EA 726 022-001 Starter 395	
				03/91→; -08/96; ⊕ OM402.975; 5.4kW	8EA 726 022-001 Starter 395	
				⊕ OM402.986; 5.4kW	8EA 726 022-001 Starter 395	
				03/91→; -08/96; ⊕ OM402.985; 5.4kW	8EA 726 022-001 Starter 395	
				03/91→; -08/96; ⊕ OM402.989; 5.4kW	8EA 726 022-001 Starter 395	
2538	280 kW		01/94→09/96	01/94→; -08/96; ⊕ OM446.924; 5.4kW	8EA 726 022-001 Starter 395	
				⊕ OM446.925; 5.4kW	8EA 726 022-001 Starter 395	
2538	320 kW		03/91→09/96	⊕ OM440.980; 5.4kW	8EA 726 022-001 Starter 395	
				⊕ OM440.970; 5.4kW	8EA 726 022-001 Starter 395	
				03/91→; -08/96; ⊕ OM440.978; 5.4kW	8EA 726 022-001 Starter 395	
2538	370 kW		03/91→09/96	⊕ OM442.997; 5.4kW	8EA 726 022-001 Starter 395	
				⊕ OM440.981; 5.4kW	8EA 726 022-001 Starter 395	
				03/91→; -08/96; ⊕ OM440.971; 5.4kW	8EA 726 022-001 Starter 395	
				⊕ OM440.971; 5.4kW	8EA 726 022-001 Starter 395	
2538, 2538 L	280 kW		07/87→09/96	03/91→; -08/96; ⊕ OM402.975; 5.4kW	8EA 726 022-001 Starter 395	
				03/91→; ⊕ OM402.972; 5.4kW	8EA 726 022-001 Starter 395	
				01/94→; -08/96; ⊕ OM446.925; 5.4kW	8EA 726 022-001 Starter 395	
				01/94→; -08/96; ⊕ OM446.924; 5.4kW	8EA 726 022-001 Starter 395	
				03/91→; -08/96; ⊕ OM402.985; 5.4kW	8EA 726 022-001 Starter 395	
				03/91→; -02/01; ⊕ OM402.986; 5.4kW	8EA 726 022-001 Starter 395	
				03/91→; -08/96; ⊕ OM402.971; 5.4kW	8EA 726 022-001 Starter 395	
				03/91→; -08/96; ⊕ OM402.989; 5.4kW	8EA 726 022-001 Starter 395	
2538, 2538 L	320 kW		07/87→09/96	03/91→; -02/01; ⊕ OM440.978; 5.4kW	8EA 726 022-001 Starter 395	
				03/91→; ⊕ OM440.970; 5.4kW	8EA 726 022-001 Starter 395	
				03/91→; -09/96; ⊕ OM440.980; 5.4kW	8EA 726 022-001 Starter 395	
2538 K, 2538 LK	280 kW		03/91→09/96	03/91→; -08/96; ⊕ OM402.989; 5.4kW	8EA 726 022-001 Starter 395	
				03/91→; -08/96; ⊕ OM402.986; 5.4kW	8EA 726 022-001 Starter 395	
				03/91→; -08/96; ⊕ OM402.975; 5.4kW	8EA 726 022-001 Starter 395	
				⊕ OM402.971; 5.4kW	8EA 726 022-001 Starter 395	
				⊕ OM402.972; 5.4kW	8EA 726 022-001 Starter 395	
				03/91→; -08/96; ⊕ OM402.985; 5.4kW	8EA 726 022-001 Starter 395	
2538 K, 2538 LK	280 kW		01/94→09/96	01/94→; -08/96; ⊕ OM446.925; 5.4kW	8EA 726 022-001 Starter 395	
				01/94→; -08/96; ⊕ OM446.924; 5.4kW	8EA 726 022-001 Starter 395	
2538 K, 2538 LK	320 kW		03/91→09/96	03/91→; -08/96; ⊕ OM440.970; 5.4kW	8EA 726 022-001 Starter 395	
				03/91→; -08/96; ⊕ OM440.978; 5.4kW	8EA 726 022-001 Starter 395	
				03/91→; -08/96; ⊕ OM440.980; 5.4kW	8EA 726 022-001 Starter 395	
2538 K, 2538 LK	362 - 370 kW		03/91→09/96	03/91→; -08/96; ⊕ OM440.971; 5.4kW	8EA 726 022-001 Starter 395	
				03/91→; -08/96; ⊕ OM442.997; 5.4kW	8EA 726 022-001 Starter 395	
				03/91→; -08/96; ⊕ OM440.981; 5.4kW	8EA 726 022-001 Starter 395	
				03/91→; -08/96; ⊕ OM442.989; 5.4kW	8EA 726 022-001 Starter 395	
2538 S	370 kW		03/91→09/96	03/91→; -08/96; ⊕ OM440.971; 5.4kW	8EA 726 022-001 Starter 395	
				03/91→; -08/96; ⊕ OM440.981; 5.4kW	8EA 726 022-001 Starter 395	
2538 S, 2538 LS	280 kW		07/87→09/96	01/94→; -08/96; ⊕ OM446.928; 5.4kW	8EA 726 022-001 Starter 395	
				03/91→; -08/96; ⊕ OM402.975; 5.4kW	8EA 726 022-001 Starter 395	

Manufacturer - Model	Power	Displ.	Year of Constr.	Remark	Part Number	Page
MERCEDES-BENZ - SK						07/87→
2538 S,2538 LS	280 kW		07/87→09/96	01/94→; -08/96; ⚡ OM446.929; 5.4kW	8EA 726 022-001	Starter 395
				01/94→; -08/96; ⚡ OM446.925; 5.4kW	8EA 726 022-001	Starter 395
				01/94→; -08/96; ⚡ OM446.924; 5.4kW	8EA 726 022-001	Starter 395
				03/91→; -09/96; ⚡ OM402.972; 5.4kW	8EA 726 022-001	Starter 395
				03/91→; -08/96; ⚡ OM402.985; 5.4kW	8EA 726 022-001	Starter 395
				03/91→; -08/96; ⚡ OM402.990; 5.4kW	8EA 726 022-001	Starter 395
				03/91→; -08/96; ⚡ OM402.989; 5.4kW	8EA 726 022-001	Starter 395
				03/91→; -08/96; ⚡ OM402.971; 5.4kW	8EA 726 022-001	Starter 395
				03/91→; -08/96; ⚡ OM402.986; 5.4kW	8EA 726 022-001	Starter 395
2538 S,2538 LS	320 kW		07/87→09/96	01/94→; -08/96; ⚡ OM446.942; 5.4kW	8EA 726 022-001	Starter 395
				01/94→; -08/96; ⚡ OM446.948; 5.4kW	8EA 726 022-001	Starter 395
				03/91→; -08/96; ⚡ OM440.970; 5.4kW	8EA 726 022-001	Starter 395
				03/91→; -08/96; ⚡ OM440.980; 5.4kW	8EA 726 022-001	Starter 395
				03/91→; ⚡ OM440.978; 5.4kW	8EA 726 022-001	Starter 395
2544	320 kW		01/94→09/96	⚡ OM440.970; 5.4kW	8EA 726 022-001	Starter 395
				⚡ OM440.978; 5.4kW	8EA 726 022-001	Starter 395
2544,2544 L	320 kW		07/87→09/96	01/94→; -08/96; ⚡ OM446.922; 5.4kW	8EA 726 022-001	Starter 395
				01/92→; -08/96; ⚡ OM440.970; 5.4kW	8EA 726 022-001	Starter 395
2544, 2544 L 3544	320 kW 320 kW		01/92→09/96 01/92→09/96	⚡ OM440.970; 5.4kW	8EA 726 022-001	Starter 395
				⚡ OM440.978; 5.4kW	8EA 726 022-001	Starter 395
				⚡ OM446.922; 5.4kW	8EA 726 022-001	Starter 395
2544 LS	320 kW		01/92→09/96	⚡ OM446.942; 5.4kW	8EA 726 022-001	Starter 395
				⚡ OM440.970; 5.4kW	8EA 726 022-001	Starter 395
				⚡ OM440.978; 5.4kW	8EA 726 022-001	Starter 395
2544 S 2629 A 2629 AK 2635 A 2635 K 3544 K	320 kW 320 kW 320 kW 320 kW 320 kW 320 kW		07/88→08/94 07/88→08/94 07/88→08/94 12/91→08/94 07/91→08/94 03/91→09/96	⚡ OM440.970; 5.4kW	8EA 726 022-001	Starter 395
2544 S, LS	320 kW		01/92→09/96	01/94→; -08/96; ⚡ OM446.922; 5.4kW	8EA 726 022-001	Starter 395
				⚡ OM440.972; 5.4kW	8EA 726 022-001	Starter 395
				01/92→; -08/96; ⚡ OM440.970; 5.4kW	8EA 726 022-001	Starter 395
2550 2629 AS	362 - 370 kW 362 - 370 kW		07/87→09/96 07/88→08/94	⚡ OM442.989; 5.4kW	8EA 726 022-001	Starter 395
				⚡ OM442.997; 5.4kW	8EA 726 022-001	Starter 395
2550	370 - 390 kW		01/91→09/96	⚡ OM442.989; 5.4kW	8EA 726 022-001	Starter 395
				⚡ OM440.971; 5.4kW	8EA 726 022-001	Starter 395
				⚡ OM440.973; 5.4kW	8EA 726 022-001	Starter 395
2550,2550 L	370 - 390 kW		07/87→09/96	01/91→; -08/96; ⚡ OM442.998; 5.4kW	8EA 726 022-001	Starter 395
				01/94→; -08/96; ⚡ OM446.920; 5.4kW	8EA 726 022-001	Starter 395
				07/91→; -08/96; ⚡ OM442.997; 5.4kW	8EA 726 022-001	Starter 395
				07/92→; ⚡ OM440.971; 5.4kW	8EA 726 022-001	Starter 395
				07/92→; -08/96; ⚡ OM440.973; 5.4kW	8EA 726 022-001	Starter 395
2550 K	362 - 370 kW		07/87→09/96	⚡ OM440.981; 5.4kW	8EA 726 022-001	Starter 395
				⚡ OM442.997; 5.4kW	8EA 726 022-001	Starter 395
2550 S, 2550 LS	370 - 390 kW		01/91→09/96	01/94→; ⚡ OM446.920; 5.4kW	8EA 726 022-001	Starter 395
				07/91→; -08/96; ⚡ OM442.997; 5.4kW	8EA 726 022-001	Starter 395
				⚡ OM440.998; 5.4kW	8EA 726 022-001	Starter 395
				01/91→; -08/96; ⚡ OM440.971; 5.4kW	8EA 726 022-001	Starter 395
				01/91→; -08/96; ⚡ OM440.973; 5.4kW	8EA 726 022-001	Starter 395
2553,2553 L 2553 S, 2553 LS	390 kW 390 kW		07/87→09/96 01/96→09/96	01/96→; -08/96; ⚡ OM446.920; 5.4kW	8EA 726 022-001	Starter 395
2629 2629 B 2629 K 2629 S	213 - 218 kW 213 - 218 kW 213 - 218 kW 213 - 218 kW		07/88→08/94 07/88→08/94 07/88→08/94 07/88→08/94	⚡ OM442.929; 5.4kW	8EA 726 022-001	Starter 395
				⚡ OM442.925; 5.4kW	8EA 726 022-001	Starter 395
				⚡ OM442.926; 5.4kW	8EA 726 022-001	Starter 395
				⚡ OM442.907; 5.4kW	8EA 726 022-001	Starter 395
				⚡ OM442.906; 5.4kW	8EA 726 022-001	Starter 395
				⚡ OM442.917; 5.4kW	8EA 726 022-001	Starter 395
2629 3235	269 kW 260 - 269 kW		07/88→08/94 10/88→07/92	⚡ OM442.959; 5.4kW	8EA 726 022-001	Starter 395
2629 A 2629 AK	269 kW 269 kW		07/88→08/94 07/88→08/94	⚡ OM442.966; 5.4kW	8EA 726 022-001	Starter 395
				⚡ OM442.959; 5.4kW	8EA 726 022-001	Starter 395
				⚡ OM442.942; 5.4kW	8EA 726 022-001	Starter 395
2629 A	280 kW		07/88→08/94	⚡ OM402.982; 5.4kW	8EA 726 022-001	Starter 395
2629 A 2629 AK 2650 AK 3238	362 - 370 kW 362 - 370 kW 362 - 370 kW 362 - 370 kW		07/88→08/94 07/88→08/94 07/88→08/94 10/90→09/96	⚡ OM442.989; 5.4kW	8EA 726 022-001	Starter 395
				⚡ OM442.997; 5.4kW	8EA 726 022-001	Starter 395
				⚡ OM440.971; 5.4kW	8EA 726 022-001	Starter 395
2629 K	230 kW		07/88→08/94	⚡ OM401.979; 5.4kW	8EA 726 022-001	Starter 395

Manufacturer - Model	Power	Displ.	Year of Constr.	Remark	Part Number	Page
MERCEDES-BENZ - SK						07/87→
2629 K	362 kW		07/88→08/94	☞ OM442.989; 5.4kW	8EA 726 022-001	Starter 395
2638 K	362 kW		09/91→09/96			
2645 AS	362 kW		02/90→09/96			
2648 AK	362 - 370 kW		02/90→08/94			
2648 AS	362 - 370 kW		07/88→08/94			
3535 B	362 kW		10/88→08/94			
3535 K	362 kW		10/88→08/94			
2631	230 kW		06/92→09/96	☞ OM401.987; 5.4kW	8EA 726 022-001	Starter 395
				☞ OM401.981; 5.4kW	8EA 726 022-001	Starter 395
				☞ OM401.993; 5.4kW	8EA 726 022-001	Starter 395
				☞ OM401.979; 5.4kW	8EA 726 022-001	Starter 395
				☞ OM401.972; 5.4kW	8EA 726 022-001	Starter 395
2631	230 - 250 kW		06/92→09/96	01/94→; →08/96; ☞ OM445.929; 5.4kW	8EA 726 022-001	Starter 395
				01/94→; →08/96; ☞ OM445.920; 5.4kW	8EA 726 022-001	Starter 395
				01/94→; →08/96; ☞ OM445.930; 5.4kW	8EA 726 022-001	Starter 395
				☞ OM441.998; 5.4kW	8EA 726 022-001	Starter 395
				☞ OM445.931; 5.4kW	8EA 726 022-001	Starter 395
2631 A	230 kW		06/92→09/96	06/92→; →08/96; ☞ OM401.986; 5.4kW	8EA 726 022-001	Starter 395
2631 AK, 2634 AK	230 kW		06/92→09/96			
2631 AS	230 kW		06/92→09/96			
2631 AK, 2634 AK	230 kW		01/94→09/96	01/94→; →08/96; ☞ OM445.930; 5.4kW	8EA 726 022-001	Starter 395
				☞ OM445.930; 5.4kW	8EA 726 022-001	Starter 395
2631 B	230 kW		06/92→09/96	06/92→; →08/96; ☞ OM401.972; 5.4kW	8EA 726 022-001	Starter 395
				06/92→; →08/96; ☞ OM401.993; 5.4kW	8EA 726 022-001	Starter 395
				06/92→; →08/96; ☞ OM401.979; 5.4kW	8EA 726 022-001	Starter 395
				06/92→; →08/96; ☞ OM401.987; 5.4kW	8EA 726 022-001	Starter 395
				06/92→; →08/96; ☞ OM401.981; 5.4kW	8EA 726 022-001	Starter 395
2631 K	230 kW		07/88→08/94	☞ OM445.929; 5.4kW	8EA 726 022-001	Starter 395
				☞ OM401.979; 5.4kW	8EA 726 022-001	Starter 395
				☞ OM441.998; 5.4kW	8EA 726 022-001	Starter 395
2631 S	230 kW		06/92→09/96	01/94→; →08/96; ☞ OM445.931; 5.4kW	8EA 726 022-001	Starter 395
				01/94→; →08/96; ☞ OM445.930; 5.4kW	8EA 726 022-001	Starter 395
				06/92→; →08/96; ☞ OM441.998; 5.4kW	8EA 726 022-001	Starter 395
				01/94→; →08/96; ☞ OM445.929; 5.4kW	8EA 726 022-001	Starter 395
				06/92→; →08/96; ☞ OM401.993; 5.4kW	8EA 726 022-001	Starter 395
				06/92→; →08/96; ☞ OM401.981; 5.4kW	8EA 726 022-001	Starter 395
				06/92→; →08/96; ☞ OM401.987; 5.4kW	8EA 726 022-001	Starter 395
				06/92→; →08/96; ☞ OM401.972; 5.4kW	8EA 726 022-001	Starter 395
				06/92→; →08/96; ☞ OM401.979; 5.4kW	8EA 726 022-001	Starter 395
2634	250 kW		06/92→09/96	☞ OM445.920; 5.4kW	8EA 726 022-001	Starter 395
2634 S	250 kW		06/92→09/96	☞ OM441.986; 5.4kW	8EA 726 022-001	Starter 395
2635	210 kW		07/88→08/94	☞ OM442.923; 5.4kW	8EA 726 022-001	Starter 395
				☞ OM442.909; 5.4kW	8EA 726 022-001	Starter 395
2635	260 - 269 kW		07/88→08/94	☞ OM442.964; 5.4kW	8EA 726 022-001	Starter 395
				☞ OM442.976; 5.4kW	8EA 726 022-001	Starter 395
				☞ OM442.944; 5.4kW	8EA 726 022-001	Starter 395
				☞ OM442.966; 5.4kW	8EA 726 022-001	Starter 395
2635 A	260 - 269 kW		02/90→08/94	☞ OM442.972; 5.4kW	8EA 726 022-001	Starter 395
				☞ OM442.966; 5.4kW	8EA 726 022-001	Starter 395
				☞ OM442.942; 5.4kW	8EA 726 022-001	Starter 395
2635 AK	250 - 269 kW		02/90→08/94	☞ OM442.966; 5.4kW	8EA 726 022-001	Starter 395
2635 AS	250 - 269 kW		02/92→08/94	☞ OM442.972; 5.4kW	8EA 726 022-001	Starter 395
				☞ OM440.942; 5.4kW	8EA 726 022-001	Starter 395
				☞ OM442.942; 5.4kW	8EA 726 022-001	Starter 395
				☞ OM440.941; 5.4kW	8EA 726 022-001	Starter 395
2635 AK	362 - 370 kW		02/90→08/94	☞ OM442.997; 5.4kW	8EA 726 022-001	Starter 395
				☞ OM442.989; 5.4kW	8EA 726 022-001	Starter 395
				☞ OM440.973; 5.4kW	8EA 726 022-001	Starter 395
				☞ OM440.971; 5.4kW	8EA 726 022-001	Starter 395
2635 AS	362 kW		02/90→09/96	10/88→; →08/94; ☞ OM442.989; 5.4kW	8EA 726 022-001	Starter 395
2635 K	250 - 269 kW		07/88→08/94	☞ OM442.966; 5.4kW	8EA 726 022-001	Starter 395
2635 S	250 - 269 kW		07/88→08/94	☞ OM442.964; 5.4kW	8EA 726 022-001	Starter 395
				☞ OM442.944; 5.4kW	8EA 726 022-001	Starter 395
				☞ OM440.940; 5.4kW	8EA 726 022-001	Starter 395
2635 K	362 - 370 kW		07/88→08/94	☞ OM442.989; 5.4kW	8EA 726 022-001	Starter 395
2635 S	362 - 370 kW		07/88→08/94	☞ OM442.994; 5.4kW	8EA 726 022-001	Starter 395
2650 K	362 - 370 kW		07/88→08/94	☞ OM442.997; 5.4kW	8EA 726 022-001	Starter 395
2638, 2638 L	280 kW		09/91→09/96	09/91→; →08/96; ☞ OM440.990; 5.4kW	8EA 726 022-001	Starter 395

Manufacturer - Model	Power	Displ.	Year of Constr.	Remark	Part Number	Page
MERCEDES-BENZ - SK						07/87→
2638, 2638 L	280 kW		09/91→09/96	09/91→; -08/96; OM402.971; 5.4kW	8EA 726 022-001	Starter 395
				01/94→; -08/96; OM446.925; 5.4kW	8EA 726 022-001	Starter 395
				01/94→; -08/96; OM446.926; 5.4kW	8EA 726 022-001	Starter 395
				09/91→; -08/96; OM402.972; 5.4kW	8EA 726 022-001	Starter 395
				09/91→; -08/96; OM402.986; 5.4kW	8EA 726 022-001	Starter 395
				09/91→; -08/96; OM446.924; 5.4kW	8EA 726 022-001	Starter 395
				09/91→; -08/96; OM402.975; 5.4kW	8EA 726 022-001	Starter 395
				09/91→; -08/96; OM402.985; 5.4kW	8EA 726 022-001	Starter 395
2638, 2638 L 2638 K 2638 S	320 kW 320 kW 320 kW		09/91→09/96 09/91→09/96 09/91→09/96	09/91→; -08/96; OM440.970; 5.4kW	8EA 726 022-001	Starter 395
				09/91→; -08/96; OM440.978; 5.4kW	8EA 726 022-001	Starter 395
2638, 2638 L	370 kW		09/91→09/96	09/91→; -08/96; OM440.981; 5.4kW	8EA 726 022-001	Starter 395
2638 A, LA	280 kW		09/91→09/96	OM402.975; 5.4kW	8EA 726 022-001	Starter 395
				01/94→; -08/96; OM446.927; 5.4kW	8EA 726 022-001	Starter 395
				OM402.996; 5.4kW	8EA 726 022-001	Starter 395
				OM402.978; 5.4kW	8EA 726 022-001	Starter 395
2638 A, LA	320 kW		09/91→09/96	07/92→; -08/96; OM440.979; 5.4kW	8EA 726 022-001	Starter 395
				07/92→; -08/96; OM440.970; 5.4kW	8EA 726 022-001	Starter 395
2638 AK 2638 AS	280 kW 280 kW		07/92→09/96 07/92→09/96 07/92→09/96	07/92→; -08/96; OM402.978; 5.4kW	8EA 726 022-001	Starter 395
				07/92→; -08/96; OM402.975; 5.4kW	8EA 726 022-001	Starter 395
				07/92→; -08/96; OM402.996; 5.4kW	8EA 726 022-001	Starter 395
2638 AK	320 kW		07/92→09/96	01/94→; -08/96; OM446.936; 5.4kW	8EA 726 022-001	Starter 395
				07/92→; -08/96; OM440.979; 5.4kW	8EA 726 022-001	Starter 395
				07/92→; -08/96; OM440.970; 5.4kW	8EA 726 022-001	Starter 395
2638 AK	370 kW		09/91→09/96	07/92→; -08/96; OM442.997; 5.4kW	8EA 726 022-001	Starter 395
2638 AS	320 kW		07/92→09/96	07/92→; -08/96; OM440.979; 5.4kW	8EA 726 022-001	Starter 395
				07/92→; -08/96; OM440.970; 5.4kW	8EA 726 022-001	Starter 395
				07/92→; -08/96; OM446.936; 5.4kW	8EA 726 022-001	Starter 395
2638 AS	370 kW		07/92→09/96	07/92→; -08/96; OM440.982; 5.4kW	8EA 726 022-001	Starter 395
2638 AS 2638 K	320 kW 280 kW		07/92→09/96 09/91→09/96	07/92→; -08/96; OM440.979; 5.4kW	8EA 726 022-001	Starter 395
				07/92→; -08/96; OM440.970; 5.4kW	8EA 726 022-001	Starter 395
				07/92→; -08/96; OM446.936; 5.4kW	8EA 726 022-001	Starter 395
				07/92→; -08/96; OM440.982; 5.4kW	8EA 726 022-001	Starter 395
				01/94→; -08/96; OM446.924; 5.4kW	8EA 726 022-001	Starter 395
				09/91→; -08/96; OM440.990; 5.4kW	8EA 726 022-001	Starter 395
				01/94→; -08/96; OM446.925; 5.4kW	8EA 726 022-001	Starter 395
				01/94→; -08/96; OM446.926; 5.4kW	8EA 726 022-001	Starter 395
				09/91→; -08/96; OM402.971; 5.4kW	8EA 726 022-001	Starter 395
				09/91→; -08/96; OM402.985; 5.4kW	8EA 726 022-001	Starter 395
				09/91→; -08/96; OM402.986; 5.4kW	8EA 726 022-001	Starter 395
				09/91→; -08/96; OM402.972; 5.4kW	8EA 726 022-001	Starter 395
				09/91→; -08/96; OM402.975; 5.4kW	8EA 726 022-001	Starter 395
2638 K	370 kW		09/91→09/96	09/91→; -08/96; OM442.997; 5.4kW	8EA 726 022-001	Starter 395
2638 S	370 kW		09/91→09/96	09/91→; -08/96; OM440.981; 5.4kW	8EA 726 022-001	Starter 395
2644, 2644 L 2644 S	320 kW 320 kW		01/92→09/96 01/92→09/96	01/94→; -08/96; OM446.922; 5.4kW	8EA 726 022-001	Starter 395
2644 A	320 kW		01/92→09/96	OM440.970; 5.4kW	8EA 726 022-001	Starter 395
				OM440.970; 5.4kW	8EA 726 022-001	Starter 395
				OM440.979; 5.4kW	8EA 726 022-001	Starter 395
				OM446.936; 5.4kW	8EA 726 022-001	Starter 395
2648 S	329 kW		12/88→07/92	OM442.983; 5.4kW	8EA 726 022-001	Starter 395
2648 S	353 - 362 kW		12/88→07/92	OM442.989; 5.4kW	8EA 726 022-001	Starter 395
				OM442.985; 5.4kW	8EA 726 022-001	Starter 395
				OM442.994; 5.4kW	8EA 726 022-001	Starter 395
				OM442.992; 5.4kW	8EA 726 022-001	Starter 395
2650, 2650 L	362 - 370 kW		07/92→09/96	OM442.997; 5.4kW	8EA 726 022-001	Starter 395
				OM440.973; 5.4kW	8EA 726 022-001	Starter 395
2650 AS	362 - 370 kW		01/94→09/96	OM440.982; 5.4kW	8EA 726 022-001	Starter 395
				OM442.997; 5.4kW	8EA 726 022-001	Starter 395
2650 S	370 kW		07/92→09/96	OM442.997; 5.4kW	8EA 726 022-001	Starter 395
				OM440.971; 5.4kW	8EA 726 022-001	Starter 395
				OM440.973; 5.4kW	8EA 726 022-001	Starter 395
2650	390 kW		09/95→09/96	01/96→; OM446.920; 5.4kW	8EA 726 022-001	Starter 395
2653 AK	390 kW		07/92→09/96	OM446.948; 5.4kW	8EA 726 022-001	Starter 395
3053 S	390 kW		01/94→09/96	OM446.933; 5.4kW	8EA 726 022-001	Starter 395
3053 S	370 kW		12/93→09/96	OM440.976; 5.4kW	8EA 726 022-001	Starter 395
3229 3229 B	213 - 218 kW 213 - 218 kW		09/89→08/94 09/89→07/92	OM442.927; 5.4kW	8EA 726 022-001	Starter 395
				OM442.928; 5.4kW	8EA 726 022-001	Starter 395
				OM442.915; 5.4kW	8EA 726 022-001	Starter 395
				OM442.916; 5.4kW	8EA 726 022-001	Starter 395

Manufacturer - Model	Power	Displ.	Year of Constr.	Remark	Part Number	Page
MERCEDES-BENZ - SK						07/87→
3229 K	210 - 218 kW		09/89→01/92	☼ OM442.928; 5.4kW ☼ OM442.923; 5.4kW ☼ OM442.927; 5.4kW ☼ OM442.915; 5.4kW ☼ OM442.916; 5.4kW	8EA 726 022-001 Starter 395 8EA 726 022-001 Starter 395 8EA 726 022-001 Starter 395 8EA 726 022-001 Starter 395 8EA 726 022-001 Starter 395	
3233 B	250 kW		10/90→07/92	☼ OM441.985; 5.4kW ☼ OM441.982; 5.4kW	8EA 726 022-001 Starter 395 8EA 726 022-001 Starter 395	
3233 K	250 kW		10/90→07/92	☼ OM441.982; 5.4kW	8EA 726 022-001 Starter 395	
3234 B	250 kW		02/92→09/96	☼ OM441.990; 5.4kW	8EA 726 022-001 Starter 395	
3234 K	250 kW		02/92→09/96	01/94→; →09/96; ☼ OM445.922; 5.4kW ☼ OM441.988; 5.4kW ☼ OM441.992; 5.4kW	8EA 726 022-001 Starter 395 8EA 726 022-001 Starter 395 8EA 726 022-001 Starter 395	
3235 K	260 - 269 kW		07/87→07/92	☼ OM442.959; 5.4kW ☼ OM442.952; 5.4kW ☼ OM442.950; 5.4kW	8EA 726 022-001 Starter 395 8EA 726 022-001 Starter 395 8EA 726 022-001 Starter 395	
3238	261 kW		03/91→09/96	☼ OM423.905; 6kW ☼ OM423.907; 6kW	8EA 726 025-001 Starter 396 8EA 726 025-001 Starter 396	
3238	280 kW		10/90→09/96	☼ OM402.973; 5.4kW ☼ OM402.977; 5.4kW ☼ OM402.971; 5.4kW ☼ OM402.987; 5.4kW ☼ OM402.982; 5.4kW	8EA 726 022-001 Starter 395 8EA 726 022-001 Starter 395 8EA 726 022-001 Starter 395 8EA 726 022-001 Starter 395 8EA 726 022-001 Starter 395	
3238	280 kW		03/91→09/96	☼ OM402.971; 5.4kW ☼ OM402.975; 5.4kW ☼ OM446.924; 5.4kW ☼ OM402.985; 5.4kW	8EA 726 022-001 Starter 395 8EA 726 022-001 Starter 395 8EA 726 022-001 Starter 395 8EA 726 022-001 Starter 395	
3238, 3238 L	280 kW		01/94→09/96	☼ OM446.926; 5.4kW	8EA 726 022-001 Starter 395	
3238, 3238 L	320 kW		10/90→09/96	01/94→; →09/96; ☼ OM446.939; 5.4kW ☼ OM440.980; 5.4kW ☼ OM440.970; 5.4kW	8EA 726 022-001 Starter 395 8EA 726 022-001 Starter 395 8EA 726 022-001 Starter 395	
3238 L	280 kW		07/87→09/96	☼ OM402.986; 5.4kW ☼ OM402.985; 5.4kW ☼ OM402.972; 5.4kW ☼ OM446.927; 5.4kW ☼ OM446.924; 5.4kW ☼ OM446.925; 5.4kW	8EA 726 022-001 Starter 395 8EA 726 022-001 Starter 395 8EA 726 022-001 Starter 395 8EA 726 022-001 Starter 395 8EA 726 022-001 Starter 395 8EA 726 022-001 Starter 395	
3244	320 kW		01/94→09/96	☼ OM440.980; 5.4kW ☼ OM446.939; 5.4kW ☼ OM440.970; 5.4kW	8EA 726 022-001 Starter 395 8EA 726 022-001 Starter 395 8EA 726 022-001 Starter 395	
3248	353 kW		07/87→09/96	☼ OM442.984; 5.4kW ☼ OM442.985; 5.4kW	8EA 726 022-001 Starter 395 8EA 726 022-001 Starter 395	
3248	353 - 362 kW		07/87→09/96	☼ OM442.985; 5.4kW ☼ OM442.989; 5.4kW ☼ OM442.992; 5.4kW	8EA 726 022-001 Starter 395 8EA 726 022-001 Starter 395 8EA 726 022-001 Starter 395	
3250 L	370 kW		07/87→09/96	☼ OM440.971; 5.4kW ☼ OM442.997; 5.4kW ☼ OM440.973; 5.4kW ☼ OM440.975; 5.4kW	8EA 726 022-001 Starter 395 8EA 726 022-001 Starter 395 8EA 726 022-001 Starter 395 8EA 726 022-001 Starter 395	
3253, 3253 L	390 kW		01/96→09/96	☼ OM446.945; 5.4kW ☼ OM446.920; 5.4kW ☼ OM446.933; 5.4kW	8EA 726 022-001 Starter 395 8EA 726 022-001 Starter 395 8EA 726 022-001 Starter 395	
3255	390 kW		07/87→09/96	☼ OM446.920; 5.4kW	8EA 726 022-001 Starter 395	
3534 K	250 kW		10/93→09/96	01/94→; ☼ OM445.922; 5.4kW ☼ OM441.988; 5.4kW	8EA 726 022-001 Starter 395 8EA 726 022-001 Starter 395	
3535	260 - 269 kW		07/88→08/94	☼ OM442.966; 5.4kW ☼ OM442.964; 5.4kW ☼ OM442.959; 5.4kW ☼ OM442.944; 5.4kW ☼ OM442.942; 5.4kW	8EA 726 022-001 Starter 395 8EA 726 022-001 Starter 395 8EA 726 022-001 Starter 395 8EA 726 022-001 Starter 395 8EA 726 022-001 Starter 395	
3535 AK	266 kW		02/90→08/94	☼ OM442.957; 5.4kW ☼ OM442.946; 5.4kW	8EA 726 022-001 Starter 395 8EA 726 022-001 Starter 395	
3535 AK	280 kW		03/91→08/94	☼ OM402.982; 5.4kW	8EA 726 022-001 Starter 395	
3535 K	280 kW		03/91→08/94	☼ OM402.983; 5.4kW	8EA 726 022-001 Starter 395	
3535 B	269 kW		10/88→08/94	☼ OM442.959; 5.4kW	8EA 726 022-001 Starter 395	
3535 K	269 kW		10/88→08/94	☼ OM442.945; 5.4kW	8EA 726 022-001 Starter 395	

Manufacturer - Model	Power	Displ.	Year of Constr.	Remark	Part Number	Page
MERCEDES-BENZ - SK						07/87→
3535 S	250 - 260 kW		07/88→08/94	☐ OM442.964; 5.4kW ☐ OM440.940; 5.4kW ☐ OM442.944; 5.4kW	8EA 726 022-001 Starter 395 8EA 726 022-001 Starter 395 8EA 726 022-001 Starter 395	
3538	280 kW		03/91→09/96	☐ OM402.978; 5.4kW ☐ OM440.987; 5.4kW ☐ OM402.973; 5.4kW ☐ OM446.926; 5.4kW ☐ OM402.987; 5.4kW	8EA 726 022-001 Starter 395 8EA 726 022-001 Starter 395 8EA 726 022-001 Starter 395 8EA 726 022-001 Starter 395 8EA 726 022-001 Starter 395	
3538	280 kW		09/91→09/96	☐ OM402.978; 5.4kW ☐ OM402.973; 5.4kW ☐ OM402.972; 5.4kW ☐ OM402.974; 5.4kW ☐ OM440.990; 5.4kW ☐ OM402.977; 5.4kW ☐ OM402.975; 5.4kW ☐ OM402.985; 5.4kW ☐ OM446.926; 5.4kW ☐ OM446.924; 5.4kW ☐ OM402.984; 5.4kW ☐ OM402.971; 5.4kW ☐ OM402.982; 5.4kW ☐ OM402.983; 5.4kW	8EA 726 022-001 Starter 395 8EA 726 022-001 Starter 395 8EA 726 022-001 Starter 395 8EA 726 022-001 Starter 395 8EA 726 022-001 Starter 395 8EA 726 022-001 Starter 395 8EA 726 022-001 Starter 395 8EA 726 022-001 Starter 395 8EA 726 022-001 Starter 395 8EA 726 022-001 Starter 395 8EA 726 022-001 Starter 395 8EA 726 022-001 Starter 395 8EA 726 022-001 Starter 395 8EA 726 022-001 Starter 395	
3538 AK	280 kW		03/91→09/96	☐ OM402.973; 5.4kW	8EA 726 022-001 Starter 395	
3538 K	280 kW		03/91→09/96	☐ OM402.978; 5.4kW ☐ OM402.982; 5.4kW ☐ OM402.987; 5.4kW ☐ OM402.983; 5.4kW	8EA 726 022-001 Starter 395 8EA 726 022-001 Starter 395 8EA 726 022-001 Starter 395 8EA 726 022-001 Starter 395	
3538 AK	280 kW		01/94→09/96	☐ OM446.926; 5.4kW ☐ OM446.930; 5.4kW ☐ OM446.931; 5.4kW	8EA 726 022-001 Starter 395 8EA 726 022-001 Starter 395 8EA 726 022-001 Starter 395	
3538 AK	320 kW		03/91→09/96	☐ OM440.970; 5.4kW 01/94→; →09/96; ☐ OM446.940; 5.4kW ☐ OM440.984; 5.4kW 05/92→; →09/96; ☐ OM446.939; 5.4kW 05/92→; →09/96; ☐ OM440.985; 5.4kW ☐ OM440.979; 5.4kW	8EA 726 022-001 Starter 395 8EA 726 022-001 Starter 395 8EA 726 022-001 Starter 395 8EA 726 022-001 Starter 395 8EA 726 022-001 Starter 395 8EA 726 022-001 Starter 395	
3538 AK	370 kW		03/91→09/96	☐ OM440.982; 5.4kW ☐ OM440.983; 5.4kW ☐ OM440.975; 5.4kW ☐ OM442.997; 5.4kW	8EA 726 022-001 Starter 395 8EA 726 022-001 Starter 395 8EA 726 022-001 Starter 395 8EA 726 022-001 Starter 395	
3538 K	280 kW		01/94→09/96	☐ OM446.926; 5.4kW ☐ OM446.930; 5.4kW	8EA 726 022-001 Starter 395 8EA 726 022-001 Starter 395	
3538 K	320 kW		03/91→09/96	☐ OM446.940; 5.4kW ☐ OM440.984; 5.4kW ☐ OM446.939; 5.4kW ☐ OM440.979; 5.4kW ☐ OM440.970; 5.4kW	8EA 726 022-001 Starter 395 8EA 726 022-001 Starter 395 8EA 726 022-001 Starter 395 8EA 726 022-001 Starter 395 8EA 726 022-001 Starter 395	
3538 K	362 - 370 kW		03/91→09/96	☐ OM442.989; 5.4kW ☐ OM440.983; 5.4kW ☐ OM440.975; 5.4kW ☐ OM440.982; 5.4kW	8EA 726 022-001 Starter 395 8EA 726 022-001 Starter 395 8EA 726 022-001 Starter 395 8EA 726 022-001 Starter 395	
3544 AK	320 kW		03/91→09/96	☐ OM440.985; 5.4kW ☐ OM440.980; 5.4kW ☐ OM440.970; 5.4kW	8EA 726 022-001 Starter 395 8EA 726 022-001 Starter 395 8EA 726 022-001 Starter 395	
3548	362 - 370 kW		05/92→09/96	☐ OM442.993; 5.4kW ☐ OM440.975; 5.4kW	8EA 726 022-001 Starter 395 8EA 726 022-001 Starter 395	
3550	362 - 370 kW		05/92→09/96	☐ OM442.997; 5.4kW 12/93→; ☐ OM440.976; 5.4kW	8EA 726 022-001 Starter 395 8EA 726 022-001 Starter 395	
3550 K	370 kW		03/91→09/96	☐ OM440.982; 5.4kW ☐ OM442.997; 5.4kW ☐ OM440.975; 5.4kW	8EA 726 022-001 Starter 395 8EA 726 022-001 Starter 395 8EA 726 022-001 Starter 395	
3550 S, 3553 S	362 - 370 kW		05/92→09/96	☐ OM442.993; 5.4kW ☐ OM442.997; 5.4kW ☐ OM440.975; 5.4kW	8EA 726 022-001 Starter 395 8EA 726 022-001 Starter 395 8EA 726 022-001 Starter 395	
3553 S	390 kW		04/92→	01/96→; →09/96; ☐ OM446.933; 5.4kW	8EA 726 022-001 Starter 395	
4844 K	320 kW		03/91→09/96	☐ OM440.984; 5.4kW ☐ OM446.940; 5.4kW	8EA 726 022-001 Starter 395 8EA 726 022-001 Starter 395	

Manufacturer - Model	Power	Displ.	Year of Constr.	Remark	Part Number	Page
MERCEDES-BENZ - SK						07/87→
4850 A	368 kW		07/87→	07/87→; →08/96; ⚡ OM423.950; 5.4kW	8EA 726 022-001 Starter 395	
MERCEDES-BENZ - TOURINO (O 510)						10/03→
TOURINO	180 kW		10/03→	⚡ OM906.962; 4kW	8EA 737 540-001 Starter 400	
TOURINO	205 kW		10/03→	⚡ OM906.961; 4kW	8EA 737 540-001 Starter 400	
MERCEDES-BENZ - TOURISMO (O 350)						08/95→
Tourismo	280 kW		08/95→	10/95→; →09/06; ⚡ OM402.970; 5.4kW	8EA 726 022-001 Starter 395	
				10/95→; →09/06; ⚡ OM446.938; 5.4kW	8EA 726 022-001 Starter 395	
Tourismo RHD, SHD	250 kW		08/95→	10/95→; →09/06; ⚡ OM441.980; 5.4kW	8EA 726 022-001 Starter 395	
				10/95→; →09/06; ⚡ OM445.934; 5.4kW	8EA 726 022-001 Starter 395	
Tourismo RHD, SHD	260 kW		09/03→	⚡ OM457.944; 6.2kW	8EA 738 223-001 Starter 402	
Tourismo RHD, SHD	310 kW		09/03→			
MERCEDES-BENZ - TOURO (O 500)						10/01→
Touro	260 kW		10/01→	⚡ OM457.944; Manufacturer Restriction: Bosch; 6.2kW	8EA 738 038-001 Starter 401	
Touro	310 kW		10/01→	⚡ OM457.944; Manufacturer Restriction: Mitsubishi; 6.2kW	8EA 738 223-001 Starter 402	
				⚡ OM457.944; Manufacturer Restriction: Mitsubishi; 6.2kW	8EA 738 259-231 Starter 402	
MERCEDES-BENZ - TRAVEGO (O 580)						10/99→
O 580-15 RH/RHD	260 kW		10/99→	10/99→; →02/06; ⚡ OM457.940; 6.2kW	8EA 738 223-001 Starter 402	
O 580-15 RH/RHD	300 kW		10/99→	10/99→; →02/06; ⚡ OM457.936; 6.2kW	8EA 738 223-001 Starter 402	
O 580-15 RHD	310 kW		10/99→	10/99→; →02/06; ⚡ OM457.93.; 6.2kW	8EA 738 223-001 Starter 402	
O 580-16 RHD, O 580-17 RHD	310 - 315 kW		10/99→	10/99→; →02/06; ⚡ OM457.944; 6.2kW	8EA 738 223-001 Starter 402	
O 580-17 RHD	320 kW		10/99→	⚡ OM542.948; Manufacturer Restriction: Bosch; 6.2kW	8EA 738 038-001 Starter 401	
O 580-17 RHD	350 kW		10/99→	⚡ OM542.948; Manufacturer Restriction: Mitsubishi; 6.2kW	8EA 738 259-231 Starter 402	
MERCEDES-BENZ - UNIMOG						01/66→
U 100, U 110, U 1100L	74 - 81 kW		01/77→05/88	⚡ OM353.940; 3kW	8EA 726 019-001 Starter 394	
				⚡ OM353.901; 3kW	8EA 726 019-001 Starter 394	
				01/77→; →12/82; ⚡ OM353.980; 3kW	8EA 730 175-001 Starter 398	
				⚡ OM353.940; 3kW	8EA 730 175-001 Starter 398	
				⚡ OM353.980; 3kW	8EA 730 175-001 Starter 398	
				⚡ OM353.901; 3kW	8EA 730 175-001 Starter 398	
U 100, U 110T, U 1100T	74 - 81 kW		01/77→	01/88→; →05/88; ⚡ OM353.940; 3kW	8EA 730 175-001 Starter 398	
				01/77→; →12/82; ⚡ OM353.980; →engine 588643; 3kW	8EA 730 175-001 Starter 398	
				01/88→; →05/88; ⚡ OM353.980; 3kW	8EA 730 175-001 Starter 398	
				01/88→; →05/88; ⚡ OM353.901; 3kW	8EA 730 175-001 Starter 398	
U 1000	70 kW		01/77→05/88	06/84→; →05/88; ⚡ OM353.962; 3kW	8EA 726 019-001 Starter 394	
				⚡ OM353.962; 4.5kW	8EA 726 023-001 Starter 395	
				01/77→; →05/84; ⚡ OM353.962; 3kW	8EA 730 175-001 Starter 398	
U 1000	75 kW		01/88→	01/91→; →12/92; ⚡ OM356.914; 4kW	8EA 725 973-001 Starter 393	
				01/91→; →12/92; ⚡ OM366.915; 4kW	8EA 725 973-001 Starter 393	
				01/88→; →01/91; ⚡ OM356.914; 3kW	8EA 726 019-001 Starter 394	
				01/88→; →01/91; ⚡ OM366.915; 3kW	8EA 726 019-001 Starter 394	
U 1000T	81 kW		01/77→12/82	⚡ OM353.940; 3kW	8EA 730 175-001 Starter 398	
				⚡ OM353.980; 3kW	8EA 730 175-001 Starter 398	
U 100L	71 kW		11/92→	⚡ OM602.948; 2.2kW	8EA 731 784-001 Starter 398	
U 100L	85 - 90 kW		07/96→	⚡ OM602.981; 2kW	8EA 737 293-001 Starter 399	
U 90	85 - 90 kW		07/96→	⚡ OM602.989; 2kW	8EA 737 293-001 Starter 399	
U 110, U 110L	75 - 77 kW		02/92→	⚡ OM364.958; 3kW	8EA 726 019-001 Starter 394	
				07/92→; ⚡ OM364.955; 3kW	8EA 726 019-001 Starter 394	
U 1150, U 1150L	81 kW		05/88→	05/88→; →02/01; ⚡ OM353.940; 4.5kW	8EA 726 023-001 Starter 395	
				05/88→; →02/01; ⚡ OM353.940; 3kW	8EA 730 175-001 Starter 398	
U 1150L	92 kW		05/88→	05/88→; →02/01; ⚡ OM353.907; →engine 708449; 4.5kW	8EA 726 023-001 Starter 395	
				05/88→; →02/01; ⚡ OM353.907; engine 708450→; 3kW	8EA 730 175-001 Starter 398	
U 1200	92 kW		02/82→05/88	⚡ OM353.995; 3kW	8EA 726 019-001 Starter 394	
U 1200T	92 kW		01/83→05/88	⚡ OM353.973; 3kW	8EA 726 019-001 Starter 394	
U 1250	92 kW		12/84→05/88			
U 1200	92 kW		01/88→	01/91→; →02/01; ⚡ OM356.950; 4kW	8EA 725 973-001 Starter 393	
				01/91→; →02/01; ⚡ OM366.949; 4kW	8EA 725 973-001 Starter 393	
				01/88→; →01/91; ⚡ OM366.949; 3kW	8EA 726 019-001 Starter 394	
				01/88→; →01/91; ⚡ OM356.950; 3kW	8EA 726 019-001 Starter 394	
				01/91→; ⚡ OM356.954; 4kW	8EA 738 092-001 Starter 402	

Manufacturer - Model	Power	Displ.	Year of Constr.	Remark	Part Number	Page
MERCEDES-BENZ - UNIMOG						01/66→
U 1200T	92 kW		01/88→	01/91→; -02/01; ⚡ OM356.954; 4kW	8EA 725 973-001	Starter 393
				01/91→; -02/01; ⚡ OM366.949; 4kW	8EA 725 973-001	Starter 393
				01/88→; -01/91; ⚡ OM366.949; 3kW	8EA 726 019-001	Starter 394
				01/88→; -01/91; ⚡ OM356.954; 3kW	8EA 726 019-001	Starter 394
U 125, U 1100L	92 kW		01/77→01/88	⚡ OM353.907; 3kW	8EA 730 175-001	Starter 398
U 1250, U 1250L	92 kW		01/88→	01/91→; -02/01; ⚡ OM356.950; 4kW	8EA 725 973-001	Starter 393
				01/91→; -02/01; ⚡ OM366.949; 4kW	8EA 725 973-001	Starter 393
				01/88→; -01/91; ⚡ OM366.949; 3kW	8EA 726 019-001	Starter 394
				01/88→; -01/91; ⚡ OM356.950; 3kW	8EA 726 019-001	Starter 394
				09/91→; -02/01; ⚡ OM356.954; 4kW	8EA 738 092-001	Starter 402
U 1250L	100 kW		05/88→	05/88→; -02/01; ⚡ OM366.955; 3kW	8EA 726 019-001	Starter 394
U 1350L	100 kW		05/88→	05/88→; -02/01; ⚡ OM366.955; 4kW	8EA 738 092-001	Starter 402
U 130, U 140	98 - 103 kW		07/92→	⚡ OM364.985; 3kW	8EA 726 019-001	Starter 394
				⚡ OM364.982; 3kW	8EA 726 019-001	Starter 394
U 1300	92 kW		01/77→12/84	01/81→; -12/84; ⚡ OM353.973; 3kW	8EA 726 019-001	Starter 394
				01/77→; -12/80; ⚡ OM353.973; 3kW	8EA 730 175-001	Starter 398
U 1300, U 1300L	92 - 96 kW		01/77→05/88	01/81→; -12/84; ⚡ OM353.973; 3kW	8EA 726 019-001	Starter 394
				⚡ OM353.961; 3kW	8EA 726 019-001	Starter 394
				01/77→; -12/80; ⚡ OM353.973; 3kW	8EA 730 175-001	Starter 398
				01/77→; -05/84; ⚡ OM353.961; 3kW	8EA 730 175-001	Starter 398
U 1400	100 kW		01/88→	01/88→; -04/00; ⚡ OM357.912; 3kW	8EA 726 019-001	Starter 394
				01/88→; -04/00; ⚡ OM366.956; 3kW	8EA 726 019-001	Starter 394
				01/88→; -04/00; ⚡ OM366.955; 3kW	8EA 726 019-001	Starter 394
				01/88→; -04/00; ⚡ OM366.947; 3kW	8EA 726 019-001	Starter 394
				01/88→; -04/00; ⚡ OM366.948; 3kW	8EA 726 019-001	Starter 394
				01/88→; -04/00; ⚡ OM357.912; 4kW	8EA 738 092-001	Starter 402
				01/88→; -04/00; ⚡ OM366.948; 4kW	8EA 738 092-001	Starter 402
				01/88→; -04/00; ⚡ OM366.947; 4kW	8EA 738 092-001	Starter 402
				01/88→; -04/00; ⚡ OM366.956; 4kW	8EA 738 092-001	Starter 402
				01/88→; -04/00; ⚡ OM366.955; 4kW	8EA 738 092-001	Starter 402
U 140L	100 - 103 kW		07/92→	05/93→; ⚡ OM364.985; 3kW	8EA 726 019-001	Starter 394
U 140T	98 kW		07/92→	⚡ OM364.982; 3kW	8EA 726 019-001	Starter 394
U 1450, U 1450L	100 kW		01/88→	01/91→; -04/00; ⚡ OM366.947; 4kW	8EA 725 973-001	Starter 393
				01/88→; -01/91; ⚡ OM366.947; 3kW	8EA 726 019-001	Starter 394
				01/88→; -04/00; ⚡ OM366.948; →engine	8EA 726 019-001	Starter 394
				146293; 3kW		
				01/88→; -04/00; ⚡ OM366.956; →engine	8EA 726 019-001	Starter 394
				146293; 3kW		
				01/88→; -04/00; ⚡ OM366.955; engine	8EA 738 092-001	Starter 402
				146294→; 4kW		
				01/88→; -04/00; ⚡ OM366.956; engine	8EA 738 092-001	Starter 402
				146294→; 4kW		
				07/94→; -04/00; ⚡ OM357.912; 4kW	8EA 738 092-001	Starter 402
				01/88→; -04/00; ⚡ OM366.948; engine	8EA 738 092-001	Starter 402
				146294→; 4kW		
U 1500	110 kW		01/77→05/88	⚡ OM353.958; 3kW	8EA 726 019-001	Starter 394
U 1500T	110 kW		01/77→05/88			
U 1550	110 kW		01/86→05/88	04/86→; -05/88; ⚡ OM353.958; 3kW	8EA 726 019-001	Starter 394
U 1550L	100 kW		05/88→	05/88→; -04/00; ⚡ OM366.955; 3kW	8EA 726 019-001	Starter 394
				05/88→; -04/00; ⚡ OM366.956; 3kW	8EA 726 019-001	Starter 394
				05/88→; -04/00; ⚡ OM366.955; 4kW	8EA 738 092-001	Starter 402
				05/88→; -04/00; ⚡ OM366.956; 4kW	8EA 738 092-001	Starter 402
U 1550L	114 kW		01/92→	01/92→; -04/00; ⚡ OM356.956; 4kW	8EA 738 092-001	Starter 402
				01/92→; -04/00; ⚡ OM356.955; 4kW	8EA 738 092-001	Starter 402
U 1550L	115 kW		05/88→	01/92→; -04/00; ⚡ OM356.956; 4kW	8EA 738 092-001	Starter 402
U 1550L	125 kW		01/92→	01/92→; -04/00; ⚡ OM366.963; 3kW	8EA 726 019-001	Starter 394
				01/92→; -04/00; ⚡ OM366.963; 4kW	8EA 738 092-001	Starter 402
U 1550L	150 - 157 kW		05/88→	05/88→; -04/00; ⚡ OM357.924; 4kW	8EA 725 973-001	Starter 393
				05/88→; -04/00; ⚡ OM356.997; 4kW	8EA 725 973-001	Starter 393
				05/88→; -04/00; ⚡ OM366.984; 4kW	8EA 725 973-001	Starter 393
				05/88→; -04/00; ⚡ OM356.997; 3kW	8EA 726 019-001	Starter 394
				05/88→; -04/00; ⚡ OM357.924; 3kW	8EA 726 019-001	Starter 394
				05/88→; -04/00; ⚡ OM366.984; 3kW	8EA 726 019-001	Starter 394
				05/88→; -04/00; ⚡ OM356.997; 4kW	8EA 738 092-001	Starter 402
				05/88→; -04/00; ⚡ OM366.984; 4kW	8EA 738 092-001	Starter 402
				05/88→; -04/00; ⚡ OM357.924; 4kW	8EA 738 092-001	Starter 402

Manufacturer - Model	Power	Displ.	Year of Constr.	Remark	Part Number	Page
MERCEDES-BENZ - UNIMOG						01/66→
U 1550L	177 kW		05/88→	03/90→; -04/00; ⚡ OM356.980; 3kW	8EA 726 019-001	Starter 394
				03/90→; -04/00; ⚡ OM357.945; 3kW	8EA 726 019-001	Starter 394
				03/90→; -04/00; ⚡ OM356.980; 4kW	8EA 738 092-001	Starter 402
				03/90→; -04/00; ⚡ OM357.945; 4kW	8EA 738 092-001	Starter 402
U 1550 L	92 - 96 kW		02/86→05/88	⚡ OM353.995; 3kW	8EA 726 019-001	Starter 394
				⚡ OM353.961; 3kW	8EA 726 019-001	Starter 394
U 1600	115 kW		01/88→	01/91→; -04/00; ⚡ OM356.956; 4kW	8EA 725 973-001	Starter 393
				01/91→; -04/00; ⚡ OM366.949; 4kW	8EA 725 973-001	Starter 393
				01/88→; -01/91; ⚡ OM366.949; 3kW	8EA 726 019-001	Starter 394
				01/88→; -01/91; ⚡ OM356.956; 3kW	8EA 726 019-001	Starter 394
U 1600	150 - 157 kW		09/89→	⚡ OM366.984; 3kW	8EA 726 019-001	Starter 394
				11/92→; ⚡ OM356.997; 4kW	8EA 738 092-001	Starter 402
				11/92→; ⚡ OM357.924; 4kW	8EA 738 092-001	Starter 402
				11/92→; ⚡ OM366.984; 4kW	8EA 738 092-001	Starter 402
U 1600	177 kW		05/91→	⚡ OM356.980; 3kW	8EA 726 019-001	Starter 394
				⚡ OM357.945; 3kW	8EA 726 019-001	Starter 394
				⚡ OM356.980; 4kW	8EA 738 092-001	Starter 402
				⚡ OM357.945; 4kW	8EA 738 092-001	Starter 402
U 1650,U 1650L	115 kW		01/88→	01/91→; -04/00; ⚡ OM356.956; 4kW	8EA 725 973-001	Starter 393
				01/91→; -04/00; ⚡ OM366.949; 4kW	8EA 725 973-001	Starter 393
				01/91→; -04/00; ⚡ OM366.948; 4kW	8EA 725 973-001	Starter 393
				01/88→; -01/91; ⚡ OM366.949; 3kW	8EA 726 019-001	Starter 394
				01/88→; -01/91; ⚡ OM366.948; 3kW	8EA 726 019-001	Starter 394
				01/88→; -01/91; ⚡ OM356.956; 3kW	8EA 726 019-001	Starter 394
U 1650,U 1650L	150 - 157 kW		09/89→	09/89→; -02/01; ⚡ OM366.984; 4kW	8EA 738 092-001	Starter 402
				09/89→; -02/01; ⚡ OM356.997; 4kW	8EA 738 092-001	Starter 402
				09/89→; -02/01; ⚡ OM357.924; 4kW	8EA 738 092-001	Starter 402
U 1650,U 1650L	177 kW		05/91→	05/91→; -02/01; ⚡ OM356.980; 4kW	8EA 725 973-001	Starter 393
				05/91→; -02/01; ⚡ OM356.980; 3kW	8EA 726 019-001	Starter 394
				05/91→; -02/01; ⚡ OM356.980; 4kW	8EA 738 092-001	Starter 402
U 1700,U 1700L	124 kW		05/78→09/88	03/87→; -09/88; ⚡ OM353.959; 4kW	8EA 725 973-001	Starter 393
				⚡ OM353.959; 3kW	8EA 726 019-001	Starter 394
				05/78→; -12/80; ⚡ OM353.959; 3kW	8EA 730 175-001	Starter 398
U 1700, U 1700 L	122 - 125 kW		09/88→	09/88→; -02/01; ⚡ OM366.963; 4kW	8EA 738 092-001	Starter 402
				01/92→; -08/02; ⚡ OM356.957; 4kW	8EA 738 092-001	Starter 402
U 1700L	124 kW		05/78→09/88	03/87→; -09/88; ⚡ OM353.959; 4kW	8EA 725 973-001	Starter 393
				01/81→; -09/88; ⚡ OM353.959; 3kW	8EA 726 019-001	Starter 394
				05/78→; -12/80; ⚡ OM353.959; 3kW	8EA 730 175-001	Starter 398
U 1700T	122 - 125 kW		09/88→	09/88→; -02/01; ⚡ OM366.963; 4kW	8EA 725 973-001	Starter 393
				09/88→; -02/01; ⚡ OM356.957; 4kW	8EA 725 973-001	Starter 393
				09/88→; -02/01; ⚡ OM356.957; 3kW	8EA 726 019-001	Starter 394
				09/88→; -02/01; ⚡ OM366.963; 3kW	8EA 726 019-001	Starter 394
				09/88→; -02/01; ⚡ OM356.957; 4kW	8EA 738 092-001	Starter 402
				09/88→; -02/01; ⚡ OM366.963; 4kW	8EA 738 092-001	Starter 402
U 1750,U 1750L	122 - 127 kW		09/88→	09/88→; -02/01; ⚡ OM356.981; 4kW	8EA 725 973-001	Starter 393
				09/88→; -02/01; ⚡ OM366.963; 4kW	8EA 725 973-001	Starter 393
				09/88→; -02/01; ⚡ OM356.957; 4kW	8EA 725 973-001	Starter 393
				09/88→; -02/01; ⚡ OM366.963; 3kW	8EA 726 019-001	Starter 394
				09/88→; -02/01; ⚡ OM356.957; 3kW	8EA 726 019-001	Starter 394
				09/88→; -02/01; ⚡ OM356.981; 3kW	8EA 726 019-001	Starter 394
				09/88→; -02/01; ⚡ OM356.957; 4kW	8EA 738 092-001	Starter 402
				09/88→; -02/01; ⚡ OM366.963; 4kW	8EA 738 092-001	Starter 402
				09/88→; -02/01; ⚡ OM356.981; 4kW	8EA 738 092-001	Starter 402
U 1800 U 1800T U 1850,U 1850L	132 kW 132 kW 132 kW		04/92→ 04/92→ 04/92→	04/92→; -08/02; ⚡ OM356.998; 4kW	8EA 738 092-001	Starter 402
U 2100 U 2150 U 2150,U 2150L	155 - 157 kW 155 - 157 kW 155 - 157 kW		09/89→ 09/89→ 09/89→	09/89→; -02/01; ⚡ OM356.997; 3kW	8EA 726 019-001	Starter 394
				09/89→; -02/01; ⚡ OM366.984; 3kW	8EA 726 019-001	Starter 394
				09/89→; -02/01; ⚡ OM356.997; 4kW	8EA 738 092-001	Starter 402
				09/89→; -02/01; ⚡ OM366.984; 4kW	8EA 738 092-001	Starter 402
U 2100T	155 - 157 kW		09/89→	09/89→; -02/01; ⚡ OM366.984; 3kW	8EA 726 019-001	Starter 394
				09/89→; -02/01; ⚡ OM366.984; 4kW	8EA 738 092-001	Starter 402
				01/92→; -08/02; ⚡ OM356.997; 4kW	8EA 738 092-001	Starter 402
U 2150,U 2150L U 2400 U 2450,U 2450L	177 kW 177 kW 177 kW		09/89→ 05/91→ 05/91→	05/91→; -08/02; ⚡ OM356.980; 3kW	8EA 726 019-001	Starter 394
				05/91→; -08/02; ⚡ OM357.945; 3kW	8EA 726 019-001	Starter 394
				05/91→; -08/02; ⚡ OM357.945; 4kW	8EA 738 092-001	Starter 402
				05/91→; -08/02; ⚡ OM356.980; 4kW	8EA 738 092-001	Starter 402

Manufacturer - Model	Power	Displ.	Year of Constr.	Remark	Part Number	Page
MERCEDES-BENZ - UNIMOG						01/66→
U 2450L	177 kW		07/93→	07/93→; -08/02; OM356.980; 3kW	8EA 726 019-001	Starter 394
				07/93→; -08/02; OM357.945; 3kW	8EA 726 019-001	Starter 394
				07/93→; -08/02; OM357.945; 4kW	8EA 738 092-001	Starter 402
				07/93→; -08/02; OM356.980; 4kW	8EA 738 092-001	Starter 402
U 300	110 kW		03/00→	OM904.927; Manufacturer Restriction: Bosch; 4kW	8EA 737 540-001	Starter 400
				OM904.927; Manufacturer Restriction: Delco Remy; 4kW	8EA 749 553-001	Starter 403
U 300	130 kW		03/00→	OM904.928; Manufacturer Restriction: Bosch; 4kW	8EA 737 540-001	Starter 400
U 400	130 kW		03/00→	OM904.928; Manufacturer Restriction: Delco Remy; 4kW	8EA 749 553-001	Starter 403
U 3000	110 - 115 kW		09/02→	OM904.953; Manufacturer Restriction: Bosch; 4kW	8EA 737 540-001	Starter 400
				OM904.953; Manufacturer Restriction: Delco Remy; 4kW	8EA 749 553-001	Starter 403
U 400	170 kW		03/00→	OM906.935; Manufacturer Restriction: Bosch; 4kW	8EA 737 540-001	Starter 400
				OM906.935; Manufacturer Restriction: Delco Remy; 4kW	8EA 749 553-001	Starter 403
U 4000	110 - 115 kW		09/02→	OM904.953; 4kW	8EA 737 540-001	Starter 400
U 3000	130 kW		09/02→	OM904.952; 4kW	8EA 737 540-001	Starter 400
U 4000	160 kW		09/02→	OM924.923; 4kW	8EA 737 540-001	Starter 400
U 45	33 kW		01/66→04/71	01/68→; -12/71; OM615.911; 2kW	8EA 726 020-001	Starter 394
U 500, UGN NA	170 - 172 kW		10/00→	02/01→; OM906.935; Manufacturer Restriction: Bosch; 4kW	8EA 737 540-001	Starter 400
				02/01→; OM906.935; Manufacturer Restriction: Delco Remy; 4kW	8EA 749 553-001	Starter 403
U 500, UGN NA	205 - 209 kW		10/00→	02/01→; OM906.955; Manufacturer Restriction: Bosch; 4kW	8EA 737 540-001	Starter 400
				02/01→; OM906.955; Manufacturer Restriction: Delco Remy; 4kW	8EA 749 553-001	Starter 403
U 5000	160 kW		09/02→	03/03→; OM924.916; Manufacturer Restriction: Bosch; 4kW	8EA 737 540-001	Starter 400
				OM924.916; Manufacturer Restriction: Delco Remy; 4kW	8EA 749 553-001	Starter 403
U 5000	170 kW		11/02→	OM906.935; 4kW	8EA 737 540-001	Starter 400
U 52, U 60, U 600, U 600L	38 - 44 kW		01/77→05/88	OM616.932; 2kW	8EA 726 020-001	Starter 394
U 60T, U 600T	38 - 44 kW		01/77→05/88	OM616.931; 2kW	8EA 726 020-001	Starter 394
				OM616.915; 2kW	8EA 726 020-001	Starter 394
				OM616.911; 2kW	8EA 726 020-001	Starter 394
U 600	38 - 44 kW		05/88→	05/88→; -02/01; OM616.943; 2kW	8EA 726 020-001	Starter 394
U 650, U 650L	38 - 44 kW		05/88→	05/88→; -02/01; OM616.942; 2kW	8EA 726 020-001	Starter 394
U 66, U 72	55 kW		03/69→01/88	01/76→; -12/76; OM314.917; 3kW	8EA 726 019-001	Starter 394
				09/73→; -12/75; OM314.917; 3kW	8EA 726 019-001	Starter 394
				01/76→; -12/76; OM314.917; 3kW	8EA 730 175-001	Starter 398
U 72, U 80	48 - 55 kW		01/69→01/77	01/76→; -12/76; OM314.917; 3kW	8EA 726 019-001	Starter 394
				09/73→; -01/77; OM314.917; 3kW	8EA 726 019-001	Starter 394
				01/76→; -12/76; OM314.917; 3kW	8EA 730 175-001	Starter 398
U 80, U 84, U 90	62 - 66 kW		05/69→01/88	09/73→; -12/76; OM353.902; 3kW	8EA 726 019-001	Starter 394
U 800	53 - 55 kW		01/77→03/90	01/77→; -05/88; OM314.917; 3kW	8EA 730 175-001	Starter 398
U 800L	53 - 55 kW		01/77→03/90			
U 800	53 - 55 kW		05/88→03/90	OM314.917; 3kW	8EA 730 175-001	Starter 398
U 80 T, U 90 T	59 - 66 kW		05/66→	09/73→; OM352.984; 3kW	8EA 726 019-001	Starter 394
U 90	65 kW		11/92→	11/92→; -04/94; OM602.941; 2.2kW	8EA 731 784-001	Starter 398
U 900	62 kW		01/77→	01/88→; -05/88; OM353.940; 3kW	8EA 730 175-001	Starter 398
				01/88→; -05/88; OM353.902; 3kW	8EA 730 175-001	Starter 398
U 900	62 kW		05/88→	05/88→; -02/01; OM353.902; 3kW	8EA 730 175-001	Starter 398
U 900	81 kW		01/77→01/88	OM353.940; engine 708450→; 3kW	8EA 730 175-001	Starter 398
U 900	81 kW		11/88→	11/88→; -02/01; OM366.939; 3kW	8EA 730 175-001	Starter 398
				11/88→; -02/01; OM356.912; 3kW	8EA 730 175-001	Starter 398
UX 100H, UX 100M	80 - 90 kW		09/96→	OM602.989; Manufacturer Restriction: Bosch; 2kW	8EA 737 293-001	Starter 399
				OM602.981; Manufacturer Restriction: Bosch; 2kW	8EA 737 293-001	Starter 399
				OM602.989; 2.2kW	8EA 737 660-001	Starter 400
MERCEDES-BENZ - ZETROS						09/08→
1833 A	240 kW		09/08→	OM926.935; 4kW	8EA 737 540-001	Starter 400
2733 A	240 kW		09/08→	OM926.936; 4kW	8EA 737 540-001	Starter 400



8EA ...

8EA 725 966-001	393
8EA 725 973-001	393
8EA 726 019-001	394
8EA 726 020-001	394
8EA 726 022-001	395
8EA 726 023-001	395
8EA 726 025-001	396
8EA 726 037-001	396
8EA 726 200-001	397
8EA 726 241-001	397
8EA 730 175-001	398
8EA 731 784-001	398
8EA 737 293-001	399
8EA 737 494-001	399
8EA 737 540-001	400
8EA 737 660-001	400
8EA 737 686-001	401
8EA 738 038-001	401
8EA 738 092-001	402
8EA 738 223-001	402
8EA 738 259-231	402
8EA 749 553-001	403




Alternator.....	466
Alternator Regulator.....	477

8EL 012 427-531

additional article information	HELLA TIMEFIT
Alternator Charge Current [A]	55
Diameter [mm]	55.5
Number of grooves	6
Plug Type ID	PL22
Pulleys	with multi-belt pulley
Voltage [V]	14

8EL 725 625-001 CA186IR



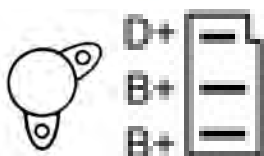

Alternator Charge Current [A]	55
Voltage [V]	14

8EL 725 626-001
CA1871R




Alternator Charge Current [A]	27
Voltage [V]	28

8EL 725 723-001
CA3211R




Alternator Charge Current [A]	55
Belt Pulley Ø [mm]	55.5
Control Unit ID	PL22
Number of Ribs	6
Pulleys	V-Ribbed Belt Pulley
Voltage [V]	14

8EL 725 736-001
CA3331R




Alternator Charge Current [A]	55
Voltage [V]	28

8EL 725 742-001
CA3391R




Alternator Charge Current [A]	55
Voltage [V]	14

8EL 725 744-001
CA3411R



Alternator Charge Current [A]	27
Voltage [V]	28

8EL 725 858-001
CA5681R



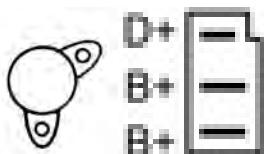

Alternator Charge Current [A]	30
Voltage [V]	28

8EL 725 878-001
CA595IR



Alternator Charge Current [A]	55
Voltage [V]	28

8EL 725 935-001
CA69IR



Alternator Charge Current [A]	35
Belt Pulley Ø [mm]	69
Control Unit ID	PL22
Number of Ribs	1
Pulleys	with belt pulley
Voltage [V]	14

8EL 725 951-001
CA871R




Alternator Charge Current [A]	55
Belt Pulley Ø [mm]	69
Control Unit ID	PL22
Number of Ribs	1
Pulleys	with belt pulley
Voltage [V]	14

8EL 730 064-001
CA824IR




Alternator Charge Current [A]	120
Voltage [V]	28

8EL 731 715-001
CA854IR




Alternator Charge Current [A]	35
Voltage [V]	28

8EL 732 707-001
CA1035IR





Alternator Charge Current [A]	80
Voltage [V]	28

8EL 732 717-001
CA1062IR



Alternator Charge Current [A]	90
Belt Pulley Ø [mm]	55.5
Number of Ribs	6
Pulleys	V-Ribbed Belt Pulley
Voltage [V]	14

8EL 737 021-001
CA1072IR



Alternator Charge Current [A]	55
Belt Pulley Ø [mm]	63
Control Unit ID	PL22
Number of Ribs	6
Pulleys	V-Ribbed Belt Pulley
Voltage [V]	14

8EL 737 283-001
CA1209IR




Alternator Charge Current [A]	90
Belt Pulley Ø [mm]	55.5
Number of Ribs	6
Voltage [V]	14

8EL 737 364-001
CA1236IR



Alternator Charge Current [A]	140
Voltage [V]	28

8EL 737 758-001
CA1505IR



Alternator Charge Current [A]	100
Voltage [V]	28

8EL 737 887-001
CA1593IR



Alternator Charge Current [A]	80
Voltage [V]	28

8EL 737 981-001
CA1659IR



Alternator Charge Current [A]	140
Voltage [V]	28

8EL 737 989-001
CA1666IR



Alternator Charge Current [A]	80
Control Unit ID	PL82
Voltage [V]	28

8EL 738 083-001
CA1735IR



Alternator Charge Current [A]	55
Belt Pulley Ø [mm]	55.5
Number of Ribs	6
Pulleys	V-Ribbed Belt Pulley
Voltage [V]	14

8EL 738 093-001
CA1739IR



Alternator Charge Current [A]	100
Control Unit ID	PL82
Voltage [V]	28

Regulator - Alternator Regulator

5DR 004 244-281



Operating Voltage	28,0
-------------------	------

5DR 009 728-441



Alternator Number	<ul style="list-style-type: none"> • 0 121 541 002 • 0 124 555 001 • 0 124 555 002 • 0 124 555 004 • 0 124 555 007 • 0 124 555 008 • 0 124 655 001 • 0 124 655 002 • 0 124 655 004
-------------------	---

Operating Voltage	28,3
-------------------	------



MERCEDES-BENZ.....479

Manufacturer - Model	Power	Displ.	Year of Constr.	Remark	Part Number	Page
MERCEDES-BENZ - ACTROS					04/96→10/02	
1831, 1831 L	230 kW		04/96→10/02		5DR 004 244-281	477
1831 K	230 kW		04/97→10/02		Alternator Regulator	
1831 S, 1831 LS	230 kW		04/96→10/02		5DR 009 728-441	477
2031	230 kW		04/97→10/02		Alternator Regulator	
2031 K	230 kW		04/97→10/02	OM541.920; 100A	8EL 737 758-001	474
2031 S	230 kW		04/96→10/02		Alternator	
2531 LS	230 kW		09/96→10/02		OM541.920; 80A	475
2631, 2631 L	230 kW		04/96→10/02		8EL 737 887-001	475
2631 B	230 kW		04/97→10/02		Alternator	
2631 K	230 kW		04/97→10/02	OM541.920; 80A	8EL 737 989-001	475
3231 B	230 kW		04/97→10/02		Alternator	
3231 K	230 kW		04/97→10/02	OM541.920; 100A	8EL 738 093-001	476
3331	230 kW		04/97→10/02		Alternator	
3331 AK	230 kW		04/97→10/02			
3331 AS	230 kW		04/97→10/02			
3331 B	230 kW		04/97→10/02			
3331 K	230 kW		04/97→10/02			
3331 S	230 kW		04/97→10/02			
1831 AK	230 kW		04/97→10/02		5DR 004 244-281	477
2031 A	230 kW		04/97→10/02		Alternator Regulator	
2031 AK	230 kW		09/96→10/02		5DR 009 728-441	477
2031 AS	230 kW		04/96→10/02		Alternator Regulator	
3331 A	230 kW		04/97→10/02	OM541.926; 100A	8EL 737 758-001	474
					Alternator	
				OM541.926; 80A	8EL 737 887-001	475
					Alternator	
				OM541.926; 80A	8EL 737 989-001	475
					Alternator	
				OM541.926; 100A	8EL 738 093-001	476
					Alternator	
1835, 1835 L	260 kW		04/96→10/02		5DR 004 244-281	477
1835 K	260 kW		04/97→10/02		Alternator Regulator	
1835 S, 1835 LS	260 kW		04/96→10/02		5DR 009 728-441	477
2535 LS	260 kW		09/96→10/02		Alternator Regulator	
2635, 2635 L	260 kW		04/96→10/02	OM541.922; 100A	8EL 737 758-001	474
2635 B	260 kW		04/97→10/02		Alternator	
2635 K, 2635 LK	260 kW		04/97→10/02	OM541.922; 80A	8EL 737 887-001	475
3235 B	260 kW		04/97→10/02		Alternator	
3235 K	260 kW		04/97→10/02		OM541.922; 80A	475
3335	260 kW		04/97→10/02		8EL 737 989-001	475
3335 B	260 kW		04/97→10/02		Alternator	
3335 K	260 kW		04/97→10/02	OM541.922; 100A	8EL 738 093-001	476
3335 S	260 kW		04/97→10/02		Alternator	
1835 AK	260 kW		04/97→10/02		5DR 004 244-281	477
2035 A	260 kW		04/97→10/02		Alternator Regulator	
					5DR 009 728-441	477
					Alternator Regulator	
				OM541.927; 100A	8EL 737 758-001	474
					Alternator	
				OM541.927; 80A	8EL 737 887-001	475
					Alternator	
				OM541.927; 80A	8EL 737 989-001	475
					Alternator	
				OM541.927; 100A	8EL 738 093-001	476
					Alternator	
1840, 1840 L	290 kW		04/96→10/02		5DR 004 244-281	477
1840 K	290 kW		04/97→10/02		Alternator Regulator	
1840 S, 1840 LS	290 kW		04/96→10/02		5DR 009 728-441	477
2040	290 kW		09/96→10/02		Alternator Regulator	
2040 S	290 kW		04/96→10/02	OM541.923; 100A	8EL 737 758-001	474
2540 LS	290 kW		09/96→10/02		Alternator	
2640, 2640 L	290 kW		04/96→10/02		OM541.923; 80A	475
2640 B	290 kW		04/97→10/02		8EL 737 887-001	475
2640 K, 2640 LK	290 kW		04/97→10/02		Alternator	
2640 S, 2640 LS	290 kW		09/96→10/02	OM541.923; 80A	8EL 737 989-001	475
3240	290 kW		04/97→10/02		Alternator	
3240 B	290 kW		04/97→10/02	OM541.923; 100A	8EL 738 093-001	476
3240 K	290 kW		04/97→10/02		Alternator	
3340	290 kW		04/97→10/02			
3340 AK	290 kW		04/97→10/02			
3340 AS	290 kW		04/97→10/02			
3340 B	290 kW		04/97→10/02			
3340 K	290 kW		04/97→10/02			
3340 S	290 kW		04/97→10/02			
4140 B	290 kW		04/97→10/02			

Manufacturer - Model	Power	Displ.	Year of Constr.	Remark	Part Number	Page
MERCEDES-BENZ - ACTROS					04/96→10/02	
1840 AK	290 kW		04/97→10/02		5DR 004 244-281	477
2040 AK	290 kW		09/96→10/02		Alternator Regulator	
2040 AS	290 kW		04/96→10/02		5DR 009 728-441	477
3243 B	315 kW		04/97→10/02		Alternator Regulator	
3340 A	290 kW		04/97→10/02	☞ OM541.924; 100A	8EL 737 758-001	474
4140 AK	290 kW		04/97→10/02		Alternator	
				☞ OM541.924; 80A	8EL 737 887-001	475
					Alternator	
				☞ OM541.924; 80A	8EL 737 989-001	475
					Alternator	
				☞ OM541.924; 100A	8EL 738 093-001	476
					Alternator	
1843, 1843 L	315 kW		04/96→10/02		5DR 004 244-281	477
1843 K	315 kW		04/97→10/02		Alternator Regulator	
1843 S, 1843 LS	315 kW		04/96→10/02		5DR 009 728-441	477
2543 LS	315 kW		09/96→10/02		Alternator Regulator	
2643, 2643 L	315 kW		04/96→10/02	☞ OM541.925; 100A	8EL 737 758-001	474
2643 B	315 kW		04/97→10/02		Alternator	
2643 K, 2643 LK	315 kW		04/97→10/02	☞ OM541.925; 80A	8EL 737 887-001	475
2643 S, 2643 LS	315 kW		04/97→10/02		Alternator	
3243	315 kW		04/97→10/02	☞ OM541.925; 80A	8EL 737 989-001	475
3243 K	315 kW		04/97→10/02		Alternator	
3343	315 kW		04/97→10/02	☞ OM541.925; 100A	8EL 738 093-001	476
3343 AS	315 kW		04/97→10/02		Alternator	
3343 K	315 kW		04/97→10/02			
3343 S	315 kW		04/97→10/02			
1843 AK	315 kW		04/97→10/02		5DR 004 244-281	477
4143 AK	315 kW		04/97→10/02		Alternator Regulator	
					5DR 009 728-441	477
					Alternator Regulator	
				☞ OM541.921; 100A	8EL 737 758-001	474
					Alternator	
				☞ OM541.921; 80A	8EL 737 887-001	475
					Alternator	
				☞ OM541.921; 80A	8EL 737 989-001	475
					Alternator	
				☞ OM541.921; 100A	8EL 738 093-001	476
					Alternator	
1848, 1848 L	350 kW		04/96→10/02		5DR 004 244-281	477
1848 K	350 kW		04/97→10/02		Alternator Regulator	
1848 S, 1848 LS	350 kW		04/96→10/02		5DR 009 728-441	477
2548, 2548 L	350 kW		09/96→10/02		Alternator Regulator	
2548 LS	350 kW		09/96→10/02	☞ OM542.921; 100A	8EL 737 758-001	474
2648, 2648 L	350 kW		04/96→10/02		Alternator	
2648 K, 2648 LK	350 kW		04/97→10/02	☞ OM542.921; 80A	8EL 737 887-001	475
2648 S, 2648 LS	350 kW		09/96→10/02		Alternator	
3348	350 kW		04/97→10/02	☞ OM542.921; 80A	8EL 737 989-001	475
3348 AS	350 kW		04/97→10/02		Alternator	
3348 K	350 kW		04/97→10/02	☞ OM542.921; 100A	8EL 738 093-001	476
3348 S	350 kW		04/97→10/02		Alternator	
1848 AK	350 kW		04/97→10/02		5DR 004 244-281	477
4148 AK	350 kW		04/97→10/02		Alternator Regulator	
					5DR 009 728-441	477
					Alternator Regulator	
				☞ OM542.925; 100A	8EL 737 758-001	474
					Alternator	
				☞ OM542.925; 80A	8EL 737 887-001	475
					Alternator	
				☞ OM542.925; 80A	8EL 737 989-001	475
					Alternator	
				☞ OM542.925; 100A	8EL 738 093-001	476
					Alternator	
1853, 1853 L	390 kW		04/96→10/02		5DR 004 244-281	477
1853 S, 1853 LS	390 kW		04/96→10/02		Alternator Regulator	
2053 S	390 kW		04/96→10/02		5DR 009 728-441	477
2553, 2553 L	390 kW		09/96→10/02		Alternator Regulator	
2553 LS	390 kW		09/96→10/02	☞ OM542.920; 100A	8EL 737 758-001	474
2653, 2653 L	390 kW		04/96→10/02		Alternator	
2653 K, 2653 LK	390 kW		04/97→10/02	☞ OM542.920; 80A	8EL 737 887-001	475
2653 S, 2653 LS	390 kW		09/96→10/02		Alternator	
3353	390 kW		04/97→10/02	☞ OM542.920; 80A	8EL 737 989-001	475
3353 AS	390 kW		04/97→10/02		Alternator	
3353 S	390 kW		04/97→10/02	☞ OM542.920; 100A	8EL 738 093-001	476
					Alternator	

Manufacturer - Model	Power	Displ.	Year of Constr.	Remark	Part Number	Page
MERCEDES-BENZ - ACTROS					04/96→10/02	
1857 L	420 kW		04/97→10/02		5DR 004 244-281	477
1857 LS	420 kW		04/97→10/02		Alternator Regulator	
2557 L	420 kW		09/96→10/02		5DR 009 728-441	477
2657 K, 2657 LK	420 kW		04/97→10/02		Alternator Regulator	
2657 L	420 kW		04/97→10/02	OM542.922; 100A	8EL 737 758-001	474
2657 S, 2657 LS	420 kW		04/97→10/02		Alternator	
3357	420 kW		04/97→10/02	OM542.922; 80A	8EL 737 887-001	475
3357 S	420 kW		04/97→10/02		Alternator	
				OM542.922; 80A	8EL 737 989-001	475
				OM542.922; 100A	8EL 738 093-001	476
					Alternator	
2035 S	260 kW		04/96→10/02		5DR 009 728-441	477
					Alternator Regulator	
				OM541.922; 100A	8EL 737 758-001	474
					Alternator	
				OM541.922; 80A	8EL 737 887-001	475
					Alternator	
				OM541.922; 80A	8EL 737 989-001	475
					Alternator	
				OM541.922; 100A	8EL 738 093-001	476
					Alternator	
2043 AS	315 kW		04/96→10/02		5DR 009 728-441	477
3343 B	315 kW		04/97→10/02		Alternator Regulator	
				OM541.925; 100A	8EL 737 758-001	474
					Alternator	
				OM541.925; 80A	8EL 737 887-001	475
					Alternator	
				OM541.925; 80A	8EL 737 989-001	475
					Alternator	
				OM541.925; 100A	8EL 738 093-001	476
					Alternator	
2048 AS	350 kW		04/96→10/02		5DR 009 728-441	477
					Alternator Regulator	
				OM542.925; 100A	8EL 737 758-001	474
					Alternator	
				OM542.925; 80A	8EL 737 887-001	475
					Alternator	
				OM542.925; 80A	8EL 737 989-001	475
					Alternator	
				OM542.925; 100A	8EL 738 093-001	476
					Alternator	
2531, 2531 L	230 kW		09/96→10/02		5DR 004 244-281	477
					Alternator Regulator	
					5DR 009 728-441	477
					Alternator Regulator	
				OM541.920; 100A	8EL 737 758-001	474
					Alternator	
				OM541.940; 100A	8EL 737 758-001	474
					Alternator	
				OM541.920; 80A	8EL 737 887-001	475
					Alternator	
				OM541.940; 80A	8EL 737 887-001	475
					Alternator	
				OM541.940; 80A	8EL 737 989-001	475
					Alternator	
				OM541.920; 80A	8EL 737 989-001	475
					Alternator	
				OM541.940; 100A	8EL 738 093-001	476
					Alternator	
				OM541.920; 100A	8EL 738 093-001	476
					Alternator	
2535 L	260 kW		09/96→10/02		5DR 004 244-281	477
					Alternator Regulator	
					5DR 009 728-441	477
					Alternator Regulator	
				OM541.922; 100A	8EL 737 758-001	474
					Alternator	
				OM541.942; 100A	8EL 737 758-001	474
					Alternator	
				OM541.942; 80A	8EL 737 887-001	475
					Alternator	
				OM541.922; 80A	8EL 737 887-001	475
					Alternator	

Manufacturer - Model	Power	Displ.	Year of Constr.	Remark	Part Number	Page
MERCEDES-BENZ - ACTROS					04/96→10/02	
2535 L	260 kW		09/96→10/02	☞ OM541.942; 80A	8EL 737 989-001 Alternator	475
				☞ OM541.922; 80A	8EL 737 989-001 Alternator	475
				☞ OM541.942; 100A	8EL 738 093-001 Alternator	476
				☞ OM541.922; 100A	8EL 738 093-001 Alternator	476
2540, 2540 L	290 kW		09/96→10/02		5DR 004 244-281 Alternator Regulator	477
					5DR 009 728-441 Alternator Regulator	477
				☞ OM541.923; 100A	8EL 737 758-001 Alternator	474
				☞ OM541.944; 100A	8EL 737 758-001 Alternator	474
				☞ OM541.944; 80A	8EL 737 887-001 Alternator	475
				☞ OM541.923; 80A	8EL 737 887-001 Alternator	475
				☞ OM541.944; 80A	8EL 737 989-001 Alternator	475
				☞ OM541.923; 80A	8EL 737 989-001 Alternator	475
				☞ OM541.944; 100A	8EL 738 093-001 Alternator	476
				☞ OM541.923; 100A	8EL 738 093-001 Alternator	476
2543, 2543 L	315 kW		09/96→10/02		5DR 004 244-281 Alternator Regulator	477
					5DR 009 728-441 Alternator Regulator	477
				☞ OM541.946; 100A	8EL 737 758-001 Alternator	474
				☞ OM541.925; 100A	8EL 737 758-001 Alternator	474
				☞ OM541.946; 80A	8EL 737 887-001 Alternator	475
				☞ OM541.925; 80A	8EL 737 887-001 Alternator	475
				☞ OM541.925; 80A	8EL 737 989-001 Alternator	475
				☞ OM541.946; 80A	8EL 737 989-001 Alternator	475
				☞ OM541.946; 100A	8EL 738 093-001 Alternator	476
				☞ OM541.925; 100A	8EL 738 093-001 Alternator	476
3235	260 kW		04/97→10/02		5DR 009 728-441 Alternator Regulator	477
				☞ OM541.922; 100A	8EL 737 758-001 Alternator	474
				☞ OM541.942; 100A	8EL 737 758-001 Alternator	474
				☞ OM541.942; 80A	8EL 737 887-001 Alternator	475
				☞ OM541.922; 80A	8EL 737 887-001 Alternator	475
				☞ OM541.942; 80A	8EL 737 989-001 Alternator	475
				☞ OM541.922; 80A	8EL 737 989-001 Alternator	475
				☞ OM541.942; 100A	8EL 738 093-001 Alternator	476
				☞ OM541.922; 100A	8EL 738 093-001 Alternator	476
				3343 AK 4143 K	315 kW	
315 kW		04/97→10/02			5DR 009 728-441 Alternator Regulator	477
			☞ OM541.921; 100A		8EL 737 758-001 Alternator	474
			☞ OM541.925; 100A		8EL 737 758-001 Alternator	474

Manufacturer - Model	Power	Displ.	Year of Constr.	Remark	Part Number	Page
MERCEDES-BENZ - ACTROS						04/96→10/02
3343 AK 4143 K	315 kW 315 kW		04/97→10/02 04/97→10/02	☞ OM541.925; 80A ☞ OM541.921; 80A ☞ OM541.925; 80A ☞ OM541.921; 80A ☞ OM541.921; 100A ☞ OM541.925; 100A	8EL 737 887-001 Alternator 8EL 737 887-001 Alternator 8EL 737 989-001 Alternator 8EL 737 989-001 Alternator 8EL 738 093-001 Alternator 8EL 738 093-001 Alternator	475 475 475 475 476 476
3348 AK 4148 K	350 kW 350 kW		04/97→10/02 04/97→10/02	☞ OM542.921; 100A ☞ OM542.925; 100A ☞ OM542.921; 80A ☞ OM542.925; 80A ☞ OM542.921; 80A ☞ OM542.925; 80A ☞ OM542.925; 80A ☞ OM542.925; 100A ☞ OM542.921; 100A	5DR 004 244-281 Alternator Regulator 5DR 009 728-441 Alternator Regulator 8EL 737 758-001 Alternator 8EL 737 758-001 Alternator 8EL 737 887-001 Alternator 8EL 737 887-001 Alternator 8EL 737 989-001 Alternator 8EL 737 989-001 Alternator 8EL 738 093-001 Alternator 8EL 738 093-001 Alternator	477 477 474 474 475 475 475 476 476
4140 K	290 kW		04/97→10/02	☞ OM541.923; 100A ☞ OM541.924; 100A ☞ OM541.923; 80A ☞ OM541.924; 80A ☞ OM541.923; 80A ☞ OM541.924; 80A ☞ OM541.924; 80A ☞ OM541.924; 100A ☞ OM541.923; 100A	5DR 004 244-281 Alternator Regulator 5DR 009 728-441 Alternator Regulator 8EL 737 758-001 Alternator 8EL 737 758-001 Alternator 8EL 737 887-001 Alternator 8EL 737 887-001 Alternator 8EL 737 989-001 Alternator 8EL 737 989-001 Alternator 8EL 738 093-001 Alternator 8EL 738 093-001 Alternator	477 477 474 474 475 475 475 476 476
MERCEDES-BENZ - ACTROS MP2 / MP3						10/02→
1832, L, LL 1832 LS 2632, L, LL 2632 K, LK	235 kW 235 kW 235 kW 235 kW		04/03→ 04/03→ 04/03→ 04/03→	☞ OM541.940; 100A ☞ OM541.970; 100A ☞ OM541.970; 80A ☞ OM541.940; 80A ☞ OM541.970; 80A ☞ OM541.940; 80A ☞ OM541.970; 100A ☞ OM541.940; 100A	5DR 009 728-441 Alternator Regulator 8EL 737 758-001 Alternator 8EL 737 758-001 Alternator 8EL 737 887-001 Alternator 8EL 737 887-001 Alternator 8EL 737 989-001 Alternator 8EL 737 989-001 Alternator 8EL 738 093-001 Alternator 8EL 738 093-001 Alternator	477 474 474 475 475 475 476 476
1836 AK	235 kW		04/03→		5DR 009 728-441 Alternator Regulator	477

Manufacturer - Model	Power	Displ.	Year of Constr.	Remark	Part Number	Page
MERCEDES-BENZ - ACTROS MP2 / MP3						10/02→
1836 AK	235 kW		04/03→	☞ OM541.940; 100A	8EL 737 758-001 Alternator	474
				☞ OM541.971; 100A	8EL 737 758-001 Alternator	474
				☞ OM541.971; 80A	8EL 737 887-001 Alternator	475
				☞ OM541.940; 80A	8EL 737 887-001 Alternator	475
				☞ OM541.971; 80A	8EL 737 989-001 Alternator	475
				☞ OM541.940; 80A	8EL 737 989-001 Alternator	475
				☞ OM541.971; 100A	8EL 738 093-001 Alternator	476
				☞ OM541.940; 100A	8EL 738 093-001 Alternator	476
1832, L, LL	265 kW		04/03→		5DR 009 728-441 Alternator Regulator	477
1836 K	265 kW		04/03→			
1836 LS	265 kW		04/03→	☞ OM541.942; 100A	8EL 737 758-001 Alternator	474
1836, L, LL	265 kW		04/03→			
2036 S	260 - 265 kW		04/03→	☞ OM541.942; 80A	8EL 737 887-001 Alternator	475
2636, L, LL	265 kW		04/03→			
3336	265 kW		04/03→	☞ OM541.942; 80A	8EL 737 989-001 Alternator	475
3336 A	265 kW		04/03→			
3336 K	260 - 265 kW		04/03→	☞ OM541.942; 100A	8EL 738 093-001 Alternator	476
3336 S	265 kW		04/03→			
1836 A	265 kW				5DR 009 728-441 Alternator Regulator	477
				☞ OM541.943; 80A	8EL 737 887-001 Alternator	475
1836, L, LL	300 kW		04/03→		5DR 009 728-441 Alternator Regulator	477
1841 L, LL	300 kW		04/03→			
1841, L, LL	300 kW		04/03→	☞ OM541.944; 100A	8EL 737 758-001 Alternator	474
2641, L, LL	300 kW		04/03→	☞ OM541.974; 100A	8EL 737 758-001 Alternator	474
				☞ OM541.974; 80A	8EL 737 887-001 Alternator	475
				☞ OM541.944; 80A	8EL 737 887-001 Alternator	475
				☞ OM541.974; 80A	8EL 737 989-001 Alternator	475
				☞ OM541.944; 80A	8EL 737 989-001 Alternator	475
				☞ OM541.974; 100A	8EL 738 093-001 Alternator	476
				☞ OM541.944; 100A	8EL 738 093-001 Alternator	476
1841 A	300 kW				5DR 009 728-441 Alternator Regulator	477
				02/05→; ☞ OM541.944; 80A	8EL 737 989-001 Alternator	475
				02/05→; ☞ OM541.974; 80A	8EL 737 989-001 Alternator	475
				02/05→; ☞ OM541.944; 100A	8EL 738 093-001 Alternator	476
				02/05→; ☞ OM541.974; 100A	8EL 738 093-001 Alternator	476
1841 AK	300 kW		04/03→		5DR 009 728-441 Alternator Regulator	477
4141 AK	300 kW		04/03→	☞ OM541.991; 100A	8EL 738 093-001 Alternator	476
1841 K	300 kW		04/03→		5DR 009 728-441 Alternator Regulator	477
2041	290 - 300 kW		04/03→			
2041 AK	290 - 300 kW		04/03→	☞ OM541.944; 100A	8EL 737 758-001 Alternator	474
2041 K	290 - 300 kW		04/03→			
2541, L, LL	290 - 300 kW		04/03→	☞ OM541.944; 80A	8EL 737 887-001 Alternator	475
2641 B	300 kW		04/03→			
3241	300 kW		04/03→	☞ OM541.944; 80A	8EL 737 989-001 Alternator	475
3341	300 kW		04/03→	☞ OM541.944; 100A	8EL 738 093-001 Alternator	476
1841, L, LL	320 kW		04/03→		5DR 009 728-441 Alternator Regulator	477
1844, L, LL	320 kW		04/03→			

Manufacturer - Model	Power	Displ.	Year of Constr.	Remark	Part Number	Page
MERCEDES-BENZ - ACTROS MP2 / MP3						10/02→
1841, L, LL 1844, L, LL	320 kW 320 kW		04/03→ 04/03→	☞ OM541.946; 100A ☞ OM541.976; 100A ☞ OM541.976; 80A ☞ OM541.946; 80A ☞ OM541.976; 80A ☞ OM541.946; 80A ☞ OM541.946; 100A ☞ OM541.976; 100A	8EL 737 758-001 Alternator 8EL 737 758-001 Alternator 8EL 737 887-001 Alternator 8EL 737 887-001 Alternator 8EL 737 989-001 Alternator 8EL 737 989-001 Alternator 8EL 738 093-001 Alternator 8EL 738 093-001 Alternator	474 474 475 475 475 475 476 476
1844 A	315 - 320 kW		04/03→	☞ OM541.946; 80A ☞ OM541.976; 80A ☞ OM541.946; 100A ☞ OM541.976; 100A	5DR 009 728-441 Alternator Regulator 8EL 737 989-001 Alternator 8EL 737 989-001 Alternator 8EL 738 093-001 Alternator 8EL 738 093-001 Alternator	477 475 475 476 476
1844 K	315 - 320 kW		04/03→	☞ OM541.946; 100A ☞ OM541.921; 100A ☞ OM541.976; 100A ☞ OM541.976; 80A ☞ OM541.946; 80A ☞ OM541.921; 80A ☞ OM541.976; 80A ☞ OM541.946; 80A ☞ OM541.921; 80A ☞ OM541.921; 100A ☞ OM541.976; 100A ☞ OM541.946; 100A	5DR 009 728-441 Alternator Regulator 8EL 737 758-001 Alternator 8EL 737 758-001 Alternator 8EL 737 758-001 Alternator 8EL 737 887-001 Alternator 8EL 737 887-001 Alternator 8EL 737 887-001 Alternator 8EL 737 989-001 Alternator 8EL 737 989-001 Alternator 8EL 737 989-001 Alternator 8EL 738 093-001 Alternator 8EL 738 093-001 Alternator 8EL 738 093-001 Alternator	477 474 474 474 475 475 475 475 475 475 476 476 476
1846, L, LL 1846 LS, LLS	335 kW 335 kW		04/03→ 04/03→	☞ OM541.948; 80A ☞ OM541.980; 80A ☞ OM541.948; 80A ☞ OM541.980; 80A ☞ OM541.980; 100A ☞ OM541.948; 100A	5DR 009 728-441 Alternator Regulator 8EL 737 887-001 Alternator 8EL 737 887-001 Alternator 8EL 737 989-001 Alternator 8EL 737 989-001 Alternator 8EL 738 093-001 Alternator 8EL 738 093-001 Alternator	477 475 475 475 475 476 476

Manufacturer - Model	Power	Displ.	Year of Constr.	Remark	Part Number	Page
MERCEDES-BENZ - ACTROS MP2 / MP3						10/02→
1846 A	335 kW		04/03→		5DR 009 728-441	477
1848, LS, LLS	350 kW		04/03→		Alternator Regulator	
1848 A	350 kW		04/03→	☞ OM541.948 ; 80A	8EL 737 989-001	475
2046 AK	335 kW		04/03→		Alternator	
2046 AS	335 kW		04/03→	☞ OM541.948 ; 100A	8EL 738 093-001	476
2048 AK	350 kW		04/03→		Alternator	
2546 LS	335 kW		04/03→			
2548 LS	350 kW		04/03→			
2648 K, LK	350 - 355 kW		04/03→			
1846 K	335 kW		04/03→		5DR 009 728-441	477
					Alternator Regulator	
				☞ OM541.948 ; 80A	8EL 737 887-001	475
					Alternator	
				☞ OM541.981 ; 80A	8EL 737 887-001	475
					Alternator	
				☞ OM541.948 ; 80A	8EL 737 989-001	475
					Alternator	
				☞ OM541.981 ; 80A	8EL 737 989-001	475
					Alternator	
				☞ OM541.981 ; 100A	8EL 738 093-001	476
					Alternator	
				☞ OM541.948 ; 100A	8EL 738 093-001	476
					Alternator	
1846 LS	335 kW		04/03→		5DR 009 728-441	477
					Alternator Regulator	
				☞ OM541.948 ; 80A	8EL 737 887-001	475
					Alternator	
				☞ OM541.948 ; 80A	8EL 737 989-001	475
					Alternator	
				☞ OM541.980 ; 80A	8EL 737 989-001	475
					Alternator	
				☞ OM541.980 ; 100A	8EL 738 093-001	476
					Alternator	
				☞ OM541.948 ; 100A	8EL 738 093-001	476
					Alternator	
1848, L, LL	350 kW		04/03→		5DR 009 728-441	477
1848 K	350 kW		04/03→		Alternator Regulator	
				☞ OM542.921 ; 80A	8EL 732 707-001	472
					Alternator	
				☞ OM541.948 ; 80A	8EL 737 989-001	475
					Alternator	
				☞ OM541.948 ; 100A	8EL 738 093-001	476
					Alternator	
1848 AK	350 kW		04/03→		5DR 009 728-441	477
2046	335 kW		04/03→		Alternator Regulator	
2046 S	335 kW		04/03→	☞ OM541.948 ; 80A	8EL 737 887-001	475
2546, L, LL	335 kW		04/03→		Alternator	
2648 B	350 - 355 kW		04/03→	☞ OM541.948 ; 80A	8EL 737 989-001	475
3246 K	335 kW		04/03→		Alternator	
3346 B	335 kW		04/03→	☞ OM541.948 ; 100A	8EL 738 093-001	476
3348 B	350 kW		04/03→		Alternator	
1848 S, LS	350 kW		04/03→	☞ OM542.921 ; 80A	8EL 732 707-001	472
					Alternator	
1850, 1851, L, LL	370 - 375 kW		04/03→		5DR 009 728-441	477
1850, 1851 AK	370 - 375 kW		04/03→		Alternator Regulator	
1850, 1851 K	370 - 375 kW		04/03→	☞ OM542.940 ; 100A	8EL 737 758-001	474
1850, 1851 LS, LLS	370 - 375 kW		04/03→		Alternator	
2650 K, 2651 K, LK	370 - 375 kW		04/03→	☞ OM542.940 ; 80A	8EL 737 887-001	475
2650 S, LS	370 kW		04/03→		Alternator	
3350, 3351	370 - 375 kW		04/03→	☞ OM542.940 ; 80A	8EL 737 989-001	475
3351 S	375 kW		04/03→		Alternator	
				☞ OM542.940 ; 100A	8EL 738 093-001	476
					Alternator	
1851 A	370 - 375 kW		04/03→		5DR 009 728-441	477
					Alternator Regulator	
				☞ OM542.940 ; 80A	8EL 737 989-001	475
					Alternator	
				☞ OM542.940 ; 100A	8EL 738 093-001	476
					Alternator	

Manufacturer - Model	Power	Displ.	Year of Constr.	Remark	Part Number	Page	
MERCEDES-BENZ - ACTROS MP2 / MP3						10/02→	
1850, L, LL	395 - 405 kW		04/03→		5DR 009 728-441	477	
1854, L, LL	395 kW		04/03→		Alternator Regulator		
2654, L, 2655, L, LL	395 - 405 kW		04/03→	☞ OM542.942 ; 100A	8EL 737 758-001	474	
2654 K, LK, 2655 K, LK	395 - 405 kW		04/03→		Alternator		
2654 S, LS	390 - 395 kW		04/03→	☞ OM542.942 ; 80A	8EL 737 887-001	475	
					Alternator		
				☞ OM542.942 ; 80A	8EL 737 989-001	475	
					Alternator		
				☞ OM542.942 ; 100A	8EL 738 093-001	476	
					Alternator		
1855, L, LL	405 kW		06/08→		5DR 009 728-441	477	
1855 LS, LLS	405 kW		06/08→		Alternator Regulator		
2048	350 kW		06/08→	100A	8EL 738 093-001	476	
2048 S	350 kW		06/08→		Alternator		
2051 S	375 kW		06/08→				
2055 S	405 kW		06/08→				
2532 LS	235 kW		06/08→				
2536 LS	265 kW		06/08→				
2546 LS	335 kW		06/08→				
2548 LS	350 kW		06/08→				
3236 L	265 kW		04/03→				
3236 L	265 kW		06/08→				
3348 A	350 kW		04/03→				
3348 AKE	350 kW						
3360	440 kW		04/03→				
1854, L	425 kW		04/03→		5DR 009 728-441	477	
2658 K, LK	425 kW		04/03→		Alternator Regulator		
2658 L	425 kW		04/03→	☞ OM542.944 ; 100A	8EL 737 758-001	474	
2658 LS	425 kW		04/03→		Alternator		
				☞ OM542.944 ; 80A	8EL 737 887-001	475	
					Alternator		
				☞ OM542.944 ; 80A	8EL 737 989-001	475	
					Alternator		
				☞ OM542.944 ; 100A	8EL 738 093-001	476	
					Alternator		
1858, L	425 kW		10/02→		5DR 009 728-441	477	
					Alternator Regulator		
			04/03→;	☞ OM542.944 ; 100A	8EL 737 758-001	474	
					Alternator		
			04/03→;	☞ OM542.944 ; 80A	8EL 737 887-001	475	
					Alternator		
			04/03→;	☞ OM542.944 ; 80A	8EL 737 989-001	475	
					Alternator		
			04/03→;	☞ OM542.944 ; 100A	8EL 738 093-001	476	
					Alternator		
1860 L, LL	440 kW		05/05→		5DR 009 728-441	477	
					Alternator Regulator		
				☞ OM542.964 ; 80A	8EL 737 989-001	475	
					Alternator		
				☞ OM542.964 ; 100A	8EL 738 093-001	476	
					Alternator		
1860 LS	440 kW		06/08→		5DR 009 728-441	477	
2560, L, LL	440 kW		04/03→		Alternator Regulator		
				☞ OM542.964 ; 100A	8EL 738 093-001	476	
					Alternator		
1861 LS	450 kW		05/05→		☞ OM542.958 ; 80A	8EL 737 989-001	475
					Alternator		
				☞ OM542.958 ; 100A	8EL 738 093-001	476	
					Alternator		
2032	230 - 235 kW		04/03→		5DR 009 728-441	477	
2032 AK	230 - 235 kW		04/03→		Alternator Regulator		
2032 K	230 - 235 kW		04/03→	☞ OM541.940 ; 100A	8EL 737 758-001	474	
2032 S	230 - 235 kW		04/03→		Alternator		
2532, L, LL	230 - 235 kW		04/03→	☞ OM541.920 ; 100A	8EL 737 758-001	474	
3231 K, 3232 K	230 - 235 kW		04/03→		Alternator		
3331, 3332	230 - 235 kW		04/03→	☞ OM541.920 ; 80A	8EL 737 887-001	475	
3331 A, 3332 A	230 - 235 kW		04/03→		Alternator		
3331 AK, 3332 AK	230 - 235 kW		04/03→	☞ OM541.940 ; 80A	8EL 737 887-001	475	
3332 K	230 - 235 kW		04/03→		Alternator		
				☞ OM541.920 ; 80A	8EL 737 989-001	475	
					Alternator		
				☞ OM541.940 ; 80A	8EL 737 989-001	475	
					Alternator		
				☞ OM541.920 ; 100A	8EL 738 093-001	476	
					Alternator		

Manufacturer - Model	Power	Displ.	Year of Constr.	Remark	Part Number	Page
MERCEDES-BENZ - ACTROS MP2 / MP3						10/02→
2032	230 - 235 kW		04/03→	☞ OM541.940; 100A	8EL 738 093-001 Alternator	476
2032 AK	230 - 235 kW		04/03→			
2032 K	230 - 235 kW		04/03→			
2032 S	230 - 235 kW		04/03→			
2532, L, LL	230 - 235 kW		04/03→			
3231 K, 3232 K	230 - 235 kW		04/03→			
3331, 3332	230 - 235 kW		04/03→			
3331 A, 3332 A	230 - 235 kW		04/03→			
3331 AK, 3332 AK	230 - 235 kW		04/03→			
3332 K	230 - 235 kW		04/03→			
2032 A, AE	230 - 235 kW		04/03→		5DR 009 728-441 Alternator Regulator	477
				☞ OM541.940; 100A	8EL 737 758-001 Alternator	474
				☞ OM541.941; 100A	8EL 737 758-001 Alternator	474
				☞ OM541.926; 100A	8EL 737 758-001 Alternator	474
				☞ OM541.941; 80A	8EL 737 887-001 Alternator	475
				☞ OM541.926; 80A	8EL 737 887-001 Alternator	475
				☞ OM541.940; 80A	8EL 737 887-001 Alternator	475
				☞ OM541.926; 80A	8EL 737 989-001 Alternator	475
				☞ OM541.941; 80A	8EL 737 989-001 Alternator	475
				☞ OM541.940; 80A	8EL 737 989-001 Alternator	475
				☞ OM541.941; 100A	8EL 738 093-001 Alternator	476
				☞ OM541.940; 100A	8EL 738 093-001 Alternator	476
				☞ OM541.926; 100A	8EL 738 093-001 Alternator	476
2032 AS	230 - 235 kW		04/03→		5DR 009 728-441 Alternator Regulator	477
				☞ OM541.941; 100A	8EL 737 758-001 Alternator	474
				☞ OM541.926; 100A	8EL 737 758-001 Alternator	474
				☞ OM541.926; 80A	8EL 737 887-001 Alternator	475
				☞ OM541.941; 80A	8EL 737 887-001 Alternator	475
				☞ OM541.926; 80A	8EL 737 989-001 Alternator	475
				☞ OM541.941; 80A	8EL 737 989-001 Alternator	475
				☞ OM541.941; 100A	8EL 738 093-001 Alternator	476
				☞ OM541.926; 100A	8EL 738 093-001 Alternator	476
2036	260 - 265 kW		04/03→		5DR 009 728-441 Alternator Regulator	477
				☞ OM541.942; 100A	8EL 737 758-001 Alternator	474
				☞ OM541.922; 100A	8EL 737 758-001 Alternator	474
				☞ OM541.922; 80A	8EL 737 887-001 Alternator	475
				☞ OM541.942; 80A	8EL 737 887-001 Alternator	475
				☞ OM541.922; 80A	8EL 737 989-001 Alternator	475
				☞ OM541.942; 80A	8EL 737 989-001 Alternator	475
				☞ OM541.922; 100A	8EL 738 093-001 Alternator	476
				☞ OM541.942; 100A	8EL 738 093-001 Alternator	476
2036 A, AE	260 - 265 kW		04/03→		5DR 009 728-441 Alternator Regulator	477

Manufacturer - Model	Power	Displ.	Year of Constr.	Remark	Part Number	Page
MERCEDES-BENZ - ACTROS MP2 / MP3						10/02→
2036 A, AE	260 - 265 kW		04/03→	☞ OM541.942; 100A	8EL 737 758-001 Alternator	474
				☞ OM541.943; 100A	8EL 737 758-001 Alternator	474
				☞ OM541.927; 100A	8EL 737 758-001 Alternator	474
				☞ OM541.942; 80A	8EL 737 887-001 Alternator	475
				☞ OM541.927; 80A	8EL 737 887-001 Alternator	475
				☞ OM541.943; 80A	8EL 737 887-001 Alternator	475
				☞ OM541.927; 80A	8EL 737 989-001 Alternator	475
				☞ OM541.943; 80A	8EL 737 989-001 Alternator	475
				☞ OM541.942; 80A	8EL 737 989-001 Alternator	475
				☞ OM541.942; 100A	8EL 738 093-001 Alternator	476
				☞ OM541.943; 100A	8EL 738 093-001 Alternator	476
				☞ OM541.927; 100A	8EL 738 093-001 Alternator	476
				2036 AK	260 - 265 kW	
☞ OM541.943; 80A	8EL 737 989-001 Alternator	475				
☞ OM541.942; 80A	8EL 737 989-001 Alternator	475				
☞ OM541.927; 80A	8EL 737 989-001 Alternator	475				
☞ OM541.927; 100A	8EL 738 093-001 Alternator	476				
☞ OM541.942; 100A	8EL 738 093-001 Alternator	476				
☞ OM541.943; 100A	8EL 738 093-001 Alternator	476				
2036 AS	260 - 265 kW		04/03→		5DR 009 728-441 Alternator Regulator	477
				☞ OM541.943; 100A	8EL 737 758-001 Alternator	474
				☞ OM541.927; 100A	8EL 737 758-001 Alternator	474
				☞ OM541.927; 80A	8EL 737 887-001 Alternator	475
				☞ OM541.943; 80A	8EL 737 887-001 Alternator	475
				☞ OM541.927; 80A	8EL 737 989-001 Alternator	475
				☞ OM541.943; 80A	8EL 737 989-001 Alternator	475
				☞ OM541.943; 100A	8EL 738 093-001 Alternator	476
				☞ OM541.927; 100A	8EL 738 093-001 Alternator	476
2036 K	260 - 265 kW		04/03→		5DR 009 728-441 Alternator Regulator	477
				☞ OM541.998; 80A	8EL 737 887-001 Alternator	475
				☞ OM541.972; 80A	8EL 737 887-001 Alternator	475
				☞ OM541.922; 80A	8EL 737 887-001 Alternator	475
				☞ OM541.942; 80A	8EL 737 887-001 Alternator	475

Manufacturer - Model	Power	Displ.	Year of Constr.	Remark	Part Number	Page
MERCEDES-BENZ - ACTROS MP2 / MP3						10/02→
2041 AS	290 - 300 kW		04/03→		5DR 009 728-441 Alternator Regulator	477
				☞ OM541.924; 100A	8EL 737 758-001 Alternator	474
				☞ OM541.924; 80A	8EL 737 887-001 Alternator	475
				☞ OM541.924; 80A	8EL 737 989-001 Alternator	475
				☞ OM541.924; 100A	8EL 738 093-001 Alternator	476
2041 S 4140 AK 4140 K	290 - 300 kW		04/03→		5DR 009 728-441 Alternator Regulator	477
				☞ OM541.944; 100A	8EL 737 758-001 Alternator	474
				☞ OM541.923; 100A	8EL 737 758-001 Alternator	474
				☞ OM541.923; 80A	8EL 737 887-001 Alternator	475
				☞ OM541.944; 80A	8EL 737 887-001 Alternator	475
				☞ OM541.923; 80A	8EL 737 989-001 Alternator	475
				☞ OM541.944; 80A	8EL 737 989-001 Alternator	475
				☞ OM541.944; 100A	8EL 738 093-001 Alternator	476
				☞ OM541.923; 100A	8EL 738 093-001 Alternator	476
2044 2544, L, LL 2644 B 3344 S	315 - 320 kW		04/03→		5DR 009 728-441 Alternator Regulator	477
				☞ OM541.946; 100A	8EL 737 758-001 Alternator	474
				☞ OM541.946; 80A	8EL 737 887-001 Alternator	475
				☞ OM541.946; 80A	8EL 737 989-001 Alternator	475
				☞ OM541.946; 100A	8EL 738 093-001 Alternator	476
2044 AK	315 - 320 kW		04/03→		5DR 009 728-441 Alternator Regulator	477
				☞ OM541.947; 80A	8EL 737 989-001 Alternator	475
				☞ OM541.921; 80A	8EL 737 989-001 Alternator	475
				☞ OM541.921; 100A	8EL 738 093-001 Alternator	476
				☞ OM541.947; 100A	8EL 738 093-001 Alternator	476
2044 AS	315 - 320 kW		04/03→		5DR 009 728-441 Alternator Regulator	477
				☞ OM541.921; 100A	8EL 737 758-001 Alternator	474
				☞ OM541.921; 80A	8EL 737 887-001 Alternator	475
				☞ OM541.921; 80A	8EL 737 989-001 Alternator	475
				☞ OM541.921; 100A	8EL 738 093-001 Alternator	476
2044 K	315 - 320 kW		04/03→		5DR 009 728-441 Alternator Regulator	477
				☞ OM541.925; 100A	8EL 737 758-001 Alternator	474
				☞ OM541.992; 100A	8EL 737 758-001 Alternator	474
				☞ OM541.976; 100A	8EL 737 758-001 Alternator	474
				☞ OM541.946; 100A	8EL 737 758-001 Alternator	474
2044 S	315 - 320 kW		04/03→		5DR 009 728-441 Alternator Regulator	477
				☞ OM541.925; 100A	8EL 737 758-001 Alternator	474
				☞ OM541.946; 100A	8EL 737 758-001 Alternator	474

Manufacturer - Model	Power	Displ.	Year of Constr.	Remark	Part Number	Page
MERCEDES-BENZ - ACTROS MP2 / MP3						10/02→
2044 S	315 - 320 kW		04/03→	☞ OM541.925; 80A	8EL 737 887-001 Alternator	475
				☞ OM541.946; 80A	8EL 737 887-001 Alternator	475
				☞ OM541.946; 80A	8EL 737 989-001 Alternator	475
				☞ OM541.925; 80A	8EL 737 989-001 Alternator	475
				☞ OM541.946; 100A	8EL 738 093-001 Alternator	476
				☞ OM541.925; 100A	8EL 738 093-001 Alternator	476
2046 K	335 kW		04/03→		5DR 009 728-441 Alternator Regulator	477
3246 B	335 kW		04/03→			
3346 K	335 kW		04/03→	☞ OM541.994; 80A	8EL 737 887-001 Alternator	475
4146 B	335 kW		04/03→	☞ OM541.980; 80A	8EL 737 887-001 Alternator	475
				☞ OM541.948; 80A	8EL 737 887-001 Alternator	475
2048 AS	350 kW		04/03→		5DR 009 728-441 Alternator Regulator	477
				☞ OM542.925; 80A	8EL 732 707-001 Alternator	472
				☞ OM541.948; 80A	8EL 737 989-001 Alternator	475
				☞ OM541.948; 100A	8EL 738 093-001 Alternator	476
2048 K	350 kW		04/03→		5DR 009 728-441	477
2448 LS	350 kW		06/08→		Alternator Regulator	
3248, L	350 kW		04/03→	☞ OM541.978; 100A	8EL 738 093-001 Alternator	476
3248 B	350 kW		04/03→			
3248 K	350 kW		04/03→			
3348 K	350 kW		04/03→			
4148 B	350 kW		04/03→			
2050 S	370 kW		04/03→		5DR 009 728-441 Alternator Regulator	477
				☞ OM542.941; 100A	8EL 737 758-001 Alternator	474
				☞ OM542.940; 100A	8EL 737 758-001 Alternator	474
				☞ OM542.940; 80A	8EL 737 887-001 Alternator	475
				☞ OM542.941; 80A	8EL 737 887-001 Alternator	475
				☞ OM542.941; 80A	8EL 737 989-001 Alternator	475
				☞ OM542.940; 80A	8EL 737 989-001 Alternator	475
				☞ OM542.941; 100A	8EL 738 093-001 Alternator	476
☞ OM542.940; 100A	8EL 738 093-001 Alternator	476				
2051 AS	375 kW		04/03→		5DR 009 728-441 Alternator Regulator	477
				☞ OM542.960; 80A	8EL 737 989-001 Alternator	475
				☞ OM542.940; 80A	8EL 737 989-001 Alternator	475
				☞ OM542.960; 100A	8EL 738 093-001 Alternator	476
				☞ OM542.940; 100A	8EL 738 093-001 Alternator	476
2054 S	395 kW		04/03→	☞ OM542.942; 100A	8EL 737 758-001 Alternator	474
2554, L	395 kW		04/03→			
2554 LS	395 kW		04/03→			
2432 LS	235 kW		06/08→		5DR 009 728-441 Alternator Regulator	477
				☞ OM541.970; 100A	8EL 738 093-001 Alternator	476
				☞ OM541.996; 100A	8EL 738 093-001 Alternator	476

Manufacturer - Model	Power	Displ.	Year of Constr.	Remark	Part Number	Page
MERCEDES-BENZ - ACTROS MP2 / MP3						10/02→
2436 LS	265 kW		06/08→		5DR 009 728-441 Alternator Regulator	477
				☞ OM541.972; 100A	8EL 738 093-001 Alternator	476
				☞ OM541.998; 100A	8EL 738 093-001 Alternator	476
2441 LS	300 kW		06/08→		5DR 009 728-441 Alternator Regulator	477
				☞ OM541.974; 100A	8EL 738 093-001 Alternator	476
				☞ OM541.990; 100A	8EL 738 093-001 Alternator	476
2444 LS	320 kW		06/08→		5DR 009 728-441 Alternator Regulator	477
				☞ OM541.976; 100A	8EL 738 093-001 Alternator	476
				☞ OM541.992; 100A	8EL 738 093-001 Alternator	476
2446 LS	335 kW		06/08→		5DR 009 728-441 Alternator Regulator	477
				☞ OM541.980; 100A	8EL 738 093-001 Alternator	476
				☞ OM541.994; 100A	8EL 738 093-001 Alternator	476
2532 LS 2632 B	230 - 235 kW		04/03→ 04/03→		5DR 009 728-441 Alternator Regulator	477
				☞ OM541.940; 80A	8EL 737 989-001 Alternator	475
				☞ OM541.940; 100A	8EL 738 093-001 Alternator	476
2536, L, LL	260 - 265 kW		04/03→		5DR 009 728-441 Alternator Regulator	477
				☞ OM541.942; 100A	8EL 737 758-001 Alternator	474
				☞ OM541.943; 100A	8EL 737 758-001 Alternator	474
				☞ OM541.922; 100A	8EL 737 758-001 Alternator	474
				☞ OM541.922; 80A	8EL 737 887-001 Alternator	475
				☞ OM541.942; 80A	8EL 737 887-001 Alternator	475
				☞ OM541.943; 80A	8EL 737 887-001 Alternator	475
				☞ OM541.922; 80A	8EL 737 989-001 Alternator	475
				☞ OM541.942; 80A	8EL 737 989-001 Alternator	475
				☞ OM541.943; 80A	8EL 737 989-001 Alternator	475
				☞ OM541.922; 100A	8EL 738 093-001 Alternator	476
				☞ OM541.942; 100A	8EL 738 093-001 Alternator	476
				☞ OM541.943; 100A	8EL 738 093-001 Alternator	476
				2536 LS	260 - 265 kW	
☞ OM541.922; 100A	8EL 737 758-001 Alternator	474				
☞ OM541.922; 80A	8EL 737 887-001 Alternator	475				
☞ OM541.943; 80A	8EL 737 989-001 Alternator	475				
☞ OM541.942; 80A	8EL 737 989-001 Alternator	475				
☞ OM541.922; 80A	8EL 737 989-001 Alternator	475				
☞ OM541.942; 100A	8EL 738 093-001 Alternator	476				
☞ OM541.943; 100A	8EL 738 093-001 Alternator	476				
☞ OM541.922; 100A	8EL 738 093-001 Alternator	476				

Manufacturer - Model	Power	Displ.	Year of Constr.	Remark	Part Number	Page
MERCEDES-BENZ - ACTROS MP2 / MP3						10/02→
2541 LS	290 kW		04/03→		5DR 009 728-441 Alternator Regulator	477
				☞ OM541.944; 80A	8EL 737 989-001 Alternator	475
				☞ OM541.944; 100A	8EL 738 093-001 Alternator	476
2541 LS	300 kW		06/08→		5DR 009 728-441 Alternator Regulator	477
				☞ OM541.974; 80A	8EL 737 887-001 Alternator	475
2544 LS	315 - 320 kW		04/03→		5DR 009 728-441 Alternator Regulator	477
				☞ OM541.946; 80A	8EL 737 989-001 Alternator	475
				☞ OM541.946; 100A	8EL 738 093-001 Alternator	476
2544 LS	320 kW		06/08→		5DR 009 728-441 Alternator Regulator	477
				☞ OM541.976; 100A	8EL 738 093-001 Alternator	476
2548, L, LL 2648, L, LL 2648 S, LS	350 kW		04/03→		5DR 009 728-441 Alternator Regulator	477
	350 kW		04/03→			
	350 kW		04/03→	☞ OM541.948; 100A	8EL 738 093-001 Alternator	476
				☞ OM541.978; 100A	8EL 738 093-001 Alternator	476
2550, LS	370 kW		04/03→	☞ OM542.940; 80A	8EL 737 887-001 Alternator	475
2550 LS	370 kW		04/03→	☞ OM542.940; 100A	8EL 737 758-001 Alternator	474
2551, L, LL 2651 S, LS	375 kW		04/03→		5DR 009 728-441 Alternator Regulator	477
	375 kW		04/03→	☞ OM542.960; 100A	8EL 738 093-001 Alternator	476
2551 LS 4151 K	375 kW		04/03→		5DR 009 728-441 Alternator Regulator	477
	375 kW		05/05→	☞ OM542.960; 80A	8EL 737 989-001 Alternator	475
				☞ OM542.960; 100A	8EL 738 093-001 Alternator	476
2555, L, LL 2655 S, LS	405 kW		04/03→		5DR 009 728-441 Alternator Regulator	477
	405 kW		04/03→	☞ OM542.962; 100A	8EL 738 093-001 Alternator	476
2555 LS 3355 S	405 kW		09/05→		5DR 009 728-441 Alternator Regulator	477
	405 kW		04/03→	☞ OM542.962; 80A	8EL 737 989-001 Alternator	475
				☞ OM542.962; 100A	8EL 738 093-001 Alternator	476
2558, L	425 kW		04/03→	☞ OM542.944; 100A	8EL 737 758-001 Alternator	474
2632 LS	235 kW		04/03→		5DR 009 728-441 Alternator Regulator	477
				☞ OM541.940; 100A	8EL 737 758-001 Alternator	474
				☞ OM541.940; 80A	8EL 737 887-001 Alternator	475
				☞ OM541.940; 80A	8EL 737 989-001 Alternator	475
				☞ OM541.940; 100A	8EL 738 093-001 Alternator	476
2636 B	265 kW		04/03→		5DR 009 728-441 Alternator Regulator	477
				☞ OM541.942; 80A	8EL 737 989-001 Alternator	475
				☞ OM541.942; 100A	8EL 738 093-001 Alternator	476
2636 K, LK 2636 LS	265 kW		04/03→		5DR 009 728-441 Alternator Regulator	477
	265 kW		04/03→	☞ OM541.942; 100A	8EL 737 758-001 Alternator	474
				☞ OM541.972; 100A	8EL 737 758-001 Alternator	474

Manufacturer - Model	Power	Displ.	Year of Constr.	Remark	Part Number	Page
MERCEDES-BENZ - ACTROS MP2 / MP3						10/02→
2636 K, LK 2636 LS	265 kW		04/03→	☺ OM541.972; 80A	8EL 737 887-001 Alternator	475
				☺ OM541.942; 80A	8EL 737 887-001 Alternator	475
				☺ OM541.972; 80A	8EL 737 989-001 Alternator	475
				☺ OM541.942; 80A	8EL 737 989-001 Alternator	475
				☺ OM541.972; 100A	8EL 738 093-001 Alternator	476
				☺ OM541.942; 100A	8EL 738 093-001 Alternator	476
2641 K, LK	300 kW		04/03→		5DR 009 728-441 Alternator Regulator	477
				06/03→; ☺ OM541.974; 100A	8EL 737 758-001 Alternator	474
				06/03→; ☺ OM541.944; 100A	8EL 737 758-001 Alternator	474
				06/03→; ☺ OM541.974; 80A	8EL 737 887-001 Alternator	475
				06/03→; ☺ OM541.944; 80A	8EL 737 887-001 Alternator	475
				06/03→; ☺ OM541.944; 80A	8EL 737 989-001 Alternator	475
				06/03→; ☺ OM541.974; 80A	8EL 737 989-001 Alternator	475
				06/03→; ☺ OM541.974; 100A	8EL 738 093-001 Alternator	476
				06/03→; ☺ OM541.944; 100A	8EL 738 093-001 Alternator	476
2641 S, LS	300 kW		04/03→		5DR 009 728-441 Alternator Regulator	477
				06/03→; ☺ OM541.944; 100A	8EL 737 758-001 Alternator	474
				06/03→; ☺ OM541.944; 80A	8EL 737 887-001 Alternator	475
				06/03→; ☺ OM541.944; 80A	8EL 737 989-001 Alternator	475
				06/03→; ☺ OM541.944; 100A	8EL 738 093-001 Alternator	476
2644, L, LL	320 kW		04/03→		5DR 009 728-441 Alternator Regulator	477
				06/03→; ☺ OM541.976; 100A	8EL 737 758-001 Alternator	474
				06/03→; ☺ OM541.946; 100A	8EL 737 758-001 Alternator	474
				06/03→; ☺ OM541.976; 80A	8EL 737 887-001 Alternator	475
				06/03→; ☺ OM541.946; 80A	8EL 737 887-001 Alternator	475
				06/03→; ☺ OM541.946; 80A	8EL 737 989-001 Alternator	475
				06/03→; ☺ OM541.976; 80A	8EL 737 989-001 Alternator	475
				06/03→; ☺ OM541.976; 100A	8EL 738 093-001 Alternator	476
				06/03→; ☺ OM541.946; 100A	8EL 738 093-001 Alternator	476
2644 K, LK 2644 S, LS	320 kW 315 - 320 kW		04/03→ 04/03→		5DR 009 728-441 Alternator Regulator	477
				06/03→; ☺ OM541.946; 100A	8EL 737 758-001 Alternator	474
				06/03→; ☺ OM541.946; 80A	8EL 737 887-001 Alternator	475
				06/03→; ☺ OM541.946; 80A	8EL 737 989-001 Alternator	475
				06/03→; ☺ OM541.946; 100A	8EL 738 093-001 Alternator	476
2646, L, LL 2646 S, LS	335 kW 335 kW		04/03→ 04/03→		5DR 009 728-441 Alternator Regulator	477
				06/03→; ☺ OM541.948; 80A	8EL 737 887-001 Alternator	475
				06/03→; ☺ OM541.980; 80A	8EL 737 887-001 Alternator	475

Manufacturer - Model	Power	Displ.	Year of Constr.	Remark	Part Number	Page
MERCEDES-BENZ - ACTROS MP2 / MP3						10/02→
2646, L, LL 2646 S, LS	335 kW 335 kW		04/03→ 04/03→	06/03→; ☉ OM541.948; 80A	8EL 737 989-001 Alternator	475
				06/03→; ☉ OM541.980; 80A	8EL 737 989-001 Alternator	475
				06/03→; ☉ OM541.980; 100A	8EL 738 093-001 Alternator	476
				06/03→; ☉ OM541.948; 100A	8EL 738 093-001 Alternator	476
2646 B	335 kW		04/03→		5DR 009 728-441 Alternator Regulator	477
				☉ OM541.948; 80A	8EL 737 887-001 Alternator	475
				☉ OM541.948; 100A	8EL 738 093-001 Alternator	476
2646 K, LK	335 kW		04/03→		5DR 009 728-441 Alternator Regulator	477
				06/03→; ☉ OM541.948; 80A	8EL 737 887-001 Alternator	475
				06/03→; ☉ OM541.948; 80A	8EL 737 989-001 Alternator	475
				06/03→; ☉ OM541.948; 100A	8EL 738 093-001 Alternator	476
2650, L, 2651,L, LL	370 - 375 kW		04/03→		5DR 009 728-441 Alternator Regulator	477
				☉ OM542.940; 100A	8EL 737 758-001 Alternator	474
				☉ OM542.940; 80A	8EL 737 989-001 Alternator	475
				☉ OM542.940; 100A	8EL 738 093-001 Alternator	476
2660 L, LL 2660 S, LS	440 kW 440 kW		05/05→ 06/08→	☉ OM542.964; 100A	8EL 738 093-001 Alternator	476
2732 AE 2732 AKE 2736 AE 2736 AKE 2741 AE 2741 AKE 2744 AE 2744 AKE 2746 AE 2746 AKE 2748 AE 2748 AKE	235 kW 235 kW 265 kW 265 kW 300 kW 300 kW 320 kW 320 kW 335 kW 335 kW 350 kW 350 kW		06/08→ 06/08→ 06/08→ 06/08→ 06/08→ 06/08→ 06/08→ 06/08→ 06/08→ 06/08→ 06/08→ 06/08→	100A	8EL 738 093-001 Alternator	476
3232 B	235 kW		04/03→		5DR 009 728-441 Alternator Regulator	477
				☉ OM541.970; 80A	8EL 737 887-001 Alternator	475
				☉ OM541.998; 80A	8EL 737 887-001 Alternator	475
3236 B	265 kW		04/03→		5DR 009 728-441 Alternator Regulator	477
				☉ OM541.998; 100A	8EL 737 758-001 Alternator	474
				☉ OM541.972; 100A	8EL 737 758-001 Alternator	474
3236 K	265 kW		04/03→		5DR 009 728-441 Alternator Regulator	477
				☉ OM541.972; 80A	8EL 737 887-001 Alternator	475
				☉ OM541.998; 80A	8EL 737 887-001 Alternator	475
3241 B 3241 K	300 kW 300 kW		04/03→ 04/03→		5DR 009 728-441 Alternator Regulator	477
				☉ OM541.990; 100A	8EL 737 758-001 Alternator	474
				☉ OM541.974; 100A	8EL 737 758-001 Alternator	474
3241 L	300 kW		06/08→		5DR 009 728-441 Alternator Regulator	477
				☉ OM541.944; 100A	8EL 738 093-001 Alternator	476

Manufacturer - Model	Power	Displ.	Year of Constr.	Remark	Part Number	Page
MERCEDES-BENZ - ACTROS MP2 / MP3						10/02→
3244	320 kW		04/03→	☞ OM541.976; 100A	8EL 738 093-001 Alternator	476
3244 B	320 kW		04/03→			
3244 K	320 kW		04/03→	☞ OM541.992; 100A	8EL 738 093-001 Alternator	476
3246	335 kW		04/03→		5DR 009 728-441 Alternator Regulator	477
				☞ OM541.980; 80A	8EL 737 887-001 Alternator	475
				☞ OM541.948; 80A	8EL 737 887-001 Alternator	475
3331 S, 3332 S	230 - 235 kW		04/03→		5DR 009 728-441 Alternator Regulator	477
				☞ OM541.940; 100A	8EL 737 758-001 Alternator	474
				☞ OM541.920; 100A	8EL 737 758-001 Alternator	474
				☞ OM541.970; 100A	8EL 737 758-001 Alternator	474
				☞ OM541.940; 80A	8EL 737 887-001 Alternator	475
				☞ OM541.920; 80A	8EL 737 887-001 Alternator	475
				☞ OM541.970; 80A	8EL 737 887-001 Alternator	475
				☞ OM541.920; 80A	8EL 737 989-001 Alternator	475
				☞ OM541.940; 80A	8EL 737 989-001 Alternator	475
				☞ OM541.970; 80A	8EL 737 989-001 Alternator	475
				☞ OM541.920; 100A	8EL 738 093-001 Alternator	476
				☞ OM541.970; 100A	8EL 738 093-001 Alternator	476
				☞ OM541.940; 100A	8EL 738 093-001 Alternator	476
3332 AK	235 kW		04/03→		5DR 009 728-441 Alternator Regulator	477
3332 AS	235 kW		04/03→			
				☞ OM541.941; 100A	8EL 737 758-001 Alternator	474
				☞ OM541.941; 80A	8EL 737 887-001 Alternator	475
				☞ OM541.941; 80A	8EL 737 989-001 Alternator	475
				☞ OM541.941; 100A	8EL 738 093-001 Alternator	476
3332 AKE	235 kW				5DR 009 728-441 Alternator Regulator	477
3341 AKE	300 kW			100A	8EL 737 758-001 Alternator	474
3332 B	235 kW		04/03→		5DR 009 728-441 Alternator Regulator	477
				☞ OM541.940; 100A	8EL 737 758-001 Alternator	474
				☞ OM541.940; 80A	8EL 737 887-001 Alternator	475
				02/05→; ☞ OM541.970; 80A	8EL 737 989-001 Alternator	475
				☞ OM541.940; 80A	8EL 737 989-001 Alternator	475
				02/05→; ☞ OM541.970; 100A	8EL 738 093-001 Alternator	476
				☞ OM541.940; 100A	8EL 738 093-001 Alternator	476
3336 AK	260 - 265 kW		04/03→		5DR 009 728-441 Alternator Regulator	477
				☞ OM541.943; 100A	8EL 737 758-001 Alternator	474
				☞ OM541.943; 80A	8EL 737 887-001 Alternator	475
				☞ OM541.943; 80A	8EL 737 989-001 Alternator	475
				☞ OM541.927; 80A	8EL 737 989-001 Alternator	475

Manufacturer - Model	Power	Displ.	Year of Constr.	Remark	Part Number	Page
MERCEDES-BENZ - ACTROS MP2 / MP3						10/02→
3336 AK	260 - 265 kW		04/03→	☞ OM541.927; 100A	8EL 738 093-001 Alternator	476
				☞ OM541.943; 100A	8EL 738 093-001 Alternator	476
3336 AKE 3344 AKE 3346 AKE	260 - 265 kW 320 kW 335 kW			80A	5DR 009 728-441 Alternator Regulator	477
3336 AS	265 kW		04/03→		8EL 737 887-001 Alternator	475
					5DR 009 728-441 Alternator Regulator	477
				☞ OM541.943; 100A	8EL 737 758-001 Alternator	474
				☞ OM541.943; 80A	8EL 737 887-001 Alternator	475
				☞ OM541.943; 80A	8EL 737 989-001 Alternator	475
3336 B	265 kW		04/03→		8EL 738 093-001 Alternator	476
					5DR 009 728-441 Alternator Regulator	477
				☞ OM541.972; 80A	8EL 737 989-001 Alternator	475
3336 K	265 kW		04/03→		8EL 737 989-001 Alternator	475
				☞ OM541.942; 80A	8EL 737 887-001 Alternator	475
3341 A	300 kW		04/03→		5DR 009 728-441 Alternator Regulator	477
				☞ OM541.991; 80A	8EL 737 887-001 Alternator	475
3341 AK 3341 AS	300 kW 300 kW		04/03→ 04/03→		5DR 009 728-441 Alternator Regulator	477
				☞ OM541.945; 100A	8EL 737 758-001 Alternator	474
				☞ OM541.945; 80A	8EL 737 887-001 Alternator	475
				☞ OM541.945; 80A	8EL 737 989-001 Alternator	475
				☞ OM541.945; 100A	8EL 738 093-001 Alternator	476
3341 B	300 kW		04/03→		8EL 738 093-001 Alternator	476
					5DR 009 728-441 Alternator Regulator	477
				☞ OM541.974; 80A	8EL 737 989-001 Alternator	475
3341 K 4141 B	300 kW 300 kW		04/03→ 04/03→		8EL 737 989-001 Alternator	475
				☞ OM541.974; 80A	8EL 737 887-001 Alternator	475
				☞ OM541.990; 80A	8EL 737 887-001 Alternator	475
3341 S	300 kW		04/03→		8EL 737 887-001 Alternator	475
					5DR 009 728-441 Alternator Regulator	477
				☞ OM541.923; 100A	8EL 737 758-001 Alternator	474
				☞ OM541.923; 80A	8EL 737 887-001 Alternator	475
				☞ OM541.923; 80A	8EL 737 989-001 Alternator	475
3344	315 - 320 kW		04/03→		8EL 738 093-001 Alternator	476
					5DR 009 728-441 Alternator Regulator	477
				☞ OM541.946; 100A	8EL 737 758-001 Alternator	474
				☞ OM541.947; 100A	8EL 737 758-001 Alternator	474
				☞ OM541.946; 80A	8EL 737 887-001 Alternator	475
				☞ OM541.947; 80A	8EL 737 887-001 Alternator	475

Manufacturer - Model	Power	Displ.	Year of Constr.	Remark	Part Number	Page
MERCEDES-BENZ - ACTROS MP2 / MP3						10/02→
3344	315 - 320 kW		04/03→	☞ OM541.947; 80A	8EL 737 989-001 Alternator	475
				☞ OM541.946; 80A	8EL 737 989-001 Alternator	475
				☞ OM541.947; 100A	8EL 738 093-001 Alternator	476
				☞ OM541.946; 100A	8EL 738 093-001 Alternator	476
3344 A	315 - 320 kW		04/03→		5DR 009 728-441 Alternator Regulator	477
				☞ OM541.946; 100A	8EL 737 758-001 Alternator	474
				☞ OM541.946; 80A	8EL 737 887-001 Alternator	475
				☞ OM541.946; 80A	8EL 737 989-001 Alternator	475
				☞ OM541.947; 80A	8EL 737 989-001 Alternator	475
				☞ OM541.921; 80A	8EL 737 989-001 Alternator	475
				☞ OM541.921; 100A	8EL 738 093-001 Alternator	476
				☞ OM541.947; 100A	8EL 738 093-001 Alternator	476
				☞ OM541.946; 100A	8EL 738 093-001 Alternator	476
3344 AK 3344 AS	320 kW 320 kW		04/03→ 04/03→		5DR 009 728-441 Alternator Regulator	477
				☞ OM541.947; 80A	8EL 737 989-001 Alternator	475
				☞ OM541.947; 100A	8EL 738 093-001 Alternator	476
3344 B	320 kW		04/03→		5DR 009 728-441 Alternator Regulator	477
				☞ OM541.976; 80A	8EL 737 989-001 Alternator	475
				☞ OM541.976; 100A	8EL 738 093-001 Alternator	476
3344 K	320 kW		04/03→		5DR 009 728-441 Alternator Regulator	477
				☞ OM541.976; 80A	8EL 737 887-001 Alternator	475
				☞ OM541.992; 80A	8EL 737 887-001 Alternator	475
3346	335 kW		04/03→		5DR 009 728-441 Alternator Regulator	477
				☞ OM541.948; 100A	8EL 737 758-001 Alternator	474
				☞ OM541.948; 80A	8EL 737 887-001 Alternator	475
				☞ OM541.948; 80A	8EL 737 989-001 Alternator	475
				☞ OM541.948; 100A	8EL 738 093-001 Alternator	476
3346 A	335 kW		04/03→		5DR 009 728-441 Alternator Regulator	477
				☞ OM541.995; 80A	8EL 737 887-001 Alternator	475
				☞ OM541.949; 80A	8EL 737 887-001 Alternator	475
3346 AK 3346 AS	335 kW 335 kW		04/03→ 04/03→		5DR 009 728-441 Alternator Regulator	477
				☞ OM541.949; 80A	8EL 737 989-001 Alternator	475
				☞ OM541.949; 100A	8EL 738 093-001 Alternator	476
3346 S	335 kW		04/03→		5DR 009 728-441 Alternator Regulator	477
				☞ OM541.948; 80A	8EL 737 887-001 Alternator	475

Manufacturer - Model	Power	Displ.	Year of Constr.	Remark	Part Number	Page
MERCEDES-BENZ - ACTROS MP2 / MP3						10/02→
3348	350 kW		04/03→		5DR 009 728-441 Alternator Regulator	477
				☞ OM542.921; 100A	8EL 737 758-001 Alternator	474
				☞ OM542.921; 80A	8EL 737 887-001 Alternator	475
				☞ OM542.921; 80A	8EL 737 989-001 Alternator	475
				☞ OM542.921; 100A	8EL 738 093-001 Alternator	476
				☞ OM541.978; 100A	8EL 738 093-001 Alternator	476
3348 AK 3348 AS	350 kW		04/03→		5DR 009 728-441 Alternator Regulator	477
	350 kW		04/03→	☞ OM541.948; 80A	8EL 737 887-001 Alternator	475
				☞ OM541.948; 80A	8EL 737 989-001 Alternator	475
				☞ OM542.925; 100A	8EL 738 093-001 Alternator	476
				☞ OM541.948; 100A	8EL 738 093-001 Alternator	476
3348 S	350 kW		04/03→		5DR 009 728-441 Alternator Regulator	477
				☞ OM541.948; 80A	8EL 737 887-001 Alternator	475
				☞ OM541.948; 80A	8EL 737 989-001 Alternator	475
				☞ OM542.921; 100A	8EL 738 093-001 Alternator	476
				☞ OM541.948; 100A	8EL 738 093-001 Alternator	476
3351 A 4151 AK 4151 K	375 kW		06/08→		5DR 009 728-441 Alternator Regulator	477
	375 kW		04/03→		5DR 009 728-441 Alternator Regulator	477
	375 kW		04/03→	☞ OM542.961; 100A	8EL 738 093-001 Alternator	476
3351 AK 3351 AS	370 - 375 kW		04/03→		5DR 009 728-441 Alternator Regulator	477
				☞ OM542.941; 80A	8EL 737 989-001 Alternator	475
				☞ OM542.941; 100A	8EL 738 093-001 Alternator	476
3351 K	370 - 375 kW		04/03→		5DR 009 728-441 Alternator Regulator	477
				☞ OM542.940; 100A	8EL 738 093-001 Alternator	476
				☞ OM542.960; 100A	8EL 738 093-001 Alternator	476
3354, 3355	395 - 405 kW		04/03→		5DR 009 728-441 Alternator Regulator	477
				☞ OM542.942; 100A	8EL 737 758-001 Alternator	474
				☞ OM542.962; 100A	8EL 737 758-001 Alternator	474
				☞ OM542.942; 80A	8EL 737 887-001 Alternator	475
				☞ OM542.962; 80A	8EL 737 887-001 Alternator	475
				☞ OM542.962; 80A	8EL 737 989-001 Alternator	475
				☞ OM542.942; 80A	8EL 737 989-001 Alternator	475
				☞ OM542.962; 100A	8EL 738 093-001 Alternator	476
				☞ OM542.942; 100A	8EL 738 093-001 Alternator	476
3355 AS	405 kW		04/03→	☞ OM542.963; 80A	8EL 732 707-001 Alternator	472

Manufacturer - Model	Power	Displ.	Year of Constr.	Remark	Part Number	Page
MERCEDES-BENZ - ACTROS MP2 / MP3						10/02→
3358	425 kW		04/03→	☞ OM542.944; 100A	8EL 737 758-001 Alternator	474
				☞ OM542.944; 80A	8EL 737 887-001 Alternator	475
				☞ OM542.944; 80A	8EL 737 989-001 Alternator	475
				☞ OM542.944; 100A	8EL 738 093-001 Alternator	476
3358 K	425 kW		04/03→	☞ OM542.944; 80A	8EL 737 887-001 Alternator	475
4141 K	300 kW		04/03→		5DR 009 728-441 Alternator Regulator	477
				☞ OM541.974; 80A	8EL 737 989-001 Alternator	475
				☞ OM541.974; 100A	8EL 738 093-001 Alternator	476
				☞ OM541.991; 100A	8EL 738 093-001 Alternator	476
4144 AK	320 kW		04/03→		5DR 009 728-441 Alternator Regulator	477
				☞ OM541.993; 100A	8EL 737 758-001 Alternator	474
				☞ OM541.947; 100A	8EL 737 758-001 Alternator	474
4144 B	320 kW		04/03→		5DR 009 728-441 Alternator Regulator	477
				☞ OM541.992; 100A	8EL 737 758-001 Alternator	474
				☞ OM541.946; 100A	8EL 737 758-001 Alternator	474
				☞ OM541.976; 100A	8EL 737 758-001 Alternator	474
4144 K	315 - 320 kW		04/03→		5DR 009 728-441 Alternator Regulator	477
				☞ OM541.925; 100A	8EL 737 758-001 Alternator	474
				☞ OM541.946; 100A	8EL 737 758-001 Alternator	474
				☞ OM541.976; 100A	8EL 737 758-001 Alternator	474
				☞ OM541.946; 80A	8EL 737 887-001 Alternator	475
				☞ OM541.925; 80A	8EL 737 887-001 Alternator	475
				☞ OM541.976; 80A	8EL 737 887-001 Alternator	475
				☞ OM541.925; 80A	8EL 737 989-001 Alternator	475
				☞ OM541.976; 80A	8EL 737 989-001 Alternator	475
				☞ OM541.946; 80A	8EL 737 989-001 Alternator	475
				☞ OM541.976; 100A	8EL 738 093-001 Alternator	476
				☞ OM541.946; 100A	8EL 738 093-001 Alternator	476
				☞ OM541.925; 100A	8EL 738 093-001 Alternator	476
4144 K	320 kW		04/03→		5DR 009 728-441 Alternator Regulator	477
				☞ OM541.993; 80A	8EL 737 887-001 Alternator	475
				☞ OM541.976; 80A	8EL 737 887-001 Alternator	475
				☞ OM541.976; 80A	8EL 737 989-001 Alternator	475
				☞ OM541.976; 100A	8EL 738 093-001 Alternator	476
4146 AK	335 kW		04/03→		5DR 009 728-441 Alternator Regulator	477
				☞ OM541.949; 80A	8EL 737 887-001 Alternator	475

Manufacturer - Model	Power	Displ.	Year of Constr.	Remark	Part Number	Page
MERCEDES-BENZ - ACTROS MP2 / MP3						10/02→
4146 K	335 kW		04/03→		5DR 009 728-441 Alternator Regulator	477
				☞ OM541.948; 80A	8EL 737 887-001 Alternator	475
				☞ OM541.949; 80A	8EL 737 887-001 Alternator	475
				☞ OM541.948; 80A	8EL 737 989-001 Alternator	475
				☞ OM541.948; 100A	8EL 738 093-001 Alternator	476
4148 AK	350 kW		04/03→		5DR 009 728-441 Alternator Regulator	477
				☞ OM541.948; 100A	8EL 738 093-001 Alternator	476
4148 K	350 kW		04/03→		5DR 009 728-441 Alternator Regulator	477
				☞ OM541.948; 80A	8EL 737 887-001 Alternator	475
				☞ OM541.948; 80A	8EL 737 989-001 Alternator	475
				100A	8EL 738 093-001 Alternator	476
				☞ OM541.948; 100A	8EL 738 093-001 Alternator	476
4150 AK	370 kW		04/03→	☞ OM542.941; 80A	8EL 737 887-001 Alternator	475
4150 K	370 kW		04/03→	☞ OM542.941; 100A	8EL 737 758-001 Alternator	474
				☞ OM542.940; 100A	8EL 737 758-001 Alternator	474
4160 S	448 kW		10/02→	☞ OM542.956; 80A	8EL 732 707-001 Alternator	472
				☞ OM542.957; 80A	8EL 732 707-001 Alternator	472
MERCEDES-BENZ - ATEGO 2						10/04→
1015 K, 1016 K	112 - 115 kW		10/04→		5DR 009 728-441 Alternator Regulator	477
				☞ OM900.918; 80A	8EL 737 989-001 Alternator	475
				02/06→; ☞ OM900.912; 80A	8EL 737 989-001 Alternator	475
				☞ OM900.918; 100A	8EL 738 093-001 Alternator	476
				02/06→; ☞ OM900.912; 100A	8EL 738 093-001 Alternator	476
1016, 1016 L 916 K	115 kW		10/04→		5DR 009 728-441 Alternator Regulator	477
	115 kW		10/04→	☞ OM900.912; 80A	8EL 737 989-001 Alternator	475
				☞ OM900.918; 80A	8EL 737 989-001 Alternator	475
				☞ OM900.918; 100A	8EL 738 093-001 Alternator	476
				☞ OM900.912; 100A	8EL 738 093-001 Alternator	476
1017 K, 1018 K 818 K	125 - 130 kW		10/04→		5DR 009 728-441 Alternator Regulator	477
	130 kW		10/04→	☞ OM900.919; 80A	8EL 737 989-001 Alternator	475
				02/06→; ☞ OM900.913; 80A	8EL 737 989-001 Alternator	475
				☞ OM900.919; 100A	8EL 738 093-001 Alternator	476
				02/06→; ☞ OM900.913; 100A	8EL 738 093-001 Alternator	476

Manufacturer - Model	Power	Displ.	Year of Constr.	Remark	Part Number	Page
MERCEDES-BENZ - ATEGO 2						10/04→
1018, 1018 L	130 kW		10/04→		5DR 009 728-441 Alternator Regulator	477
1018 A	130 kW		10/04→			
818, 818 L	130 kW		10/04→	☞ OM900.913; 80A	8EL 737 989-001 Alternator	475
				☞ OM900.919; 80A	8EL 737 989-001 Alternator	475
				☞ OM900.919; 100A	8EL 738 093-001 Alternator	476
				☞ OM900.913; 100A	8EL 738 093-001 Alternator	476
1018 AK	130 kW		10/04→	02/06→; ☞ OM900.913; 80A	8EL 737 989-001 Alternator	475
1518 AK	130 kW		10/04→			
918 AF	130 kW		10/04→			
1022, 1022 L	160 kW		10/04→		5DR 009 728-441 Alternator Regulator	477
1022 K	160 kW		10/04→			
1222, 1222 L	160 kW		10/04→	☞ OM924.920; 80A	8EL 737 989-001 Alternator	475
1222 K	160 kW		10/04→			
1322, 1322 L	160 kW		10/04→	☞ OM924.920; 100A	8EL 738 093-001 Alternator	476
1322 K	160 kW		10/04→			
1322 LS	160 kW		10/04→			
1522, 1522 L	160 kW		10/04→			
822, 822 L	160 kW		10/04→			
922, 922 L	160 kW		10/04→			
922 K	160 kW		10/04→			
1022 A	160 kW		10/04→	☞ OM924.922; 80A	8EL 737 989-001 Alternator	475
1322 A	160 kW		10/04→			
1522 A	160 kW		10/04→			
1022 AK	160 kW		10/04→	06/06→; ☞ OM924.922; 80A	8EL 737 989-001 Alternator	475
1022 KO	160 kW		10/04→			
1222 F	160 kW		10/04→			
1322 AF	160 kW		10/04→			
1322 AK	160 kW		10/04→			
1322 F	160 kW		10/04→			
1322 LKO	160 kW		10/04→			
1522 AK	160 kW		10/04→			
1522 F	160 kW		10/04→			
822 F	160 kW		10/04→			
922 AF	160 kW		10/04→			
1023, 1023 L, 1024, 1024 L	170 - 175 kW		10/04→		5DR 009 728-441 Alternator Regulator	477
1023 A, 1024 A	170 - 175 kW		10/04→			
1223, 1223 L, 1224, 1224 L	170 - 175 kW		10/04→	☞ OM906.910; 100A	8EL 737 758-001 Alternator	474
1323, 1323 L, 1324, 1324 L	170 - 175 kW		10/04→			
1323 A, 1324 A	170 - 175 kW		10/04→	☞ OM906.910; 80A	8EL 737 887-001 Alternator	475
1323 LS, 1324 LS	170 - 175 kW		10/04→			
1523, 1523 L, 1524, 1524 L	170 - 175 kW		10/04→	☞ OM906.910; 80A	8EL 737 989-001 Alternator	475
1523 A, 1524 A	170 - 175 kW		10/04→			
923, 923 L, 924, 924 L	170 - 175 kW		10/04→	☞ OM902.916; 80A	8EL 737 989-001 Alternator	475
				☞ OM906.915; 80A	8EL 737 989-001 Alternator	475
				☞ OM902.916; 100A	8EL 738 093-001 Alternator	476
				☞ OM906.910; 100A	8EL 738 093-001 Alternator	476
				☞ OM906.915; 100A	8EL 738 093-001 Alternator	476
1024 AK	175 kW		10/04→	06/06→; ☞ OM902.916; 80A	8EL 737 989-001 Alternator	475
1324 LKO	175 kW		10/04→			
1024 K	175 kW		10/04→		5DR 009 728-441 Alternator Regulator	477
1224 K	175 kW		10/04→			
1324 AK	175 kW		10/04→	02/06→; ☞ OM902.916; 80A	8EL 737 989-001 Alternator	475
1324 K	170 - 175 kW		10/04→			
1524 AK	175 kW		10/04→	02/06→; ☞ OM902.916; 100A	8EL 738 093-001 Alternator	476
824 K	175 kW		10/04→			

Manufacturer - Model	Power	Displ.	Year of Constr.	Remark	Part Number	Page			
MERCEDES-BENZ - ATEGO 2						10/04→			
1215, 1215 L, 1216, 1216 L	112 - 115 kW		10/04→		5DR 009 728-441 Alternator Regulator	477			
				☞ OM904.922; 100A	8EL 737 758-001 Alternator	474			
				☞ OM904.922; 80A	8EL 737 887-001 Alternator	475			
				☞ OM900.912; 80A	8EL 737 989-001 Alternator	475			
				☞ OM904.922; 100A	8EL 738 093-001 Alternator	476			
				☞ OM900.912; 100A	8EL 738 093-001 Alternator	476			
1216 K	115 kW		10/04→		5DR 009 728-441 Alternator Regulator	477			
				02/06→; ☞ OM900.912; 80A	8EL 737 989-001 Alternator	475			
				02/06→; ☞ OM900.912; 100A	8EL 738 093-001 Alternator	476			
1218, 1218 L 1318, 1318 L 1318 A 1318 K 1518, 1518 L 1518 A 1518 K	130 kW		10/04→		5DR 009 728-441 Alternator Regulator	477			
				☞ OM900.913; 80A	8EL 737 989-001 Alternator	475			
				☞ OM900.913; 100A	8EL 738 093-001 Alternator	476			
				1218 K 1318 AK	130 kW	10/04→		5DR 009 728-441 Alternator Regulator	477
							02/06→; ☞ OM900.913; 80A	8EL 737 989-001 Alternator	475
							02/06→; ☞ OM900.913; 100A	8EL 738 093-001 Alternator	476
1222 AF	160 kW		10/04→	02/06→; ☞ OM924.922; 80A	8EL 737 989-001 Alternator	475			
1226, 1226 L 1326 LS	188 kW		10/04→		5DR 009 728-441 Alternator Regulator	477			
				☞ OM902.917; 80A	8EL 737 989-001 Alternator	475			
				☞ OM902.917; 100A	8EL 738 093-001 Alternator	476			
1226 AF 1226 F 1326 F 1526 AF 926 AF	188 kW		10/04→	02/06→; ☞ OM902.917; 80A	8EL 737 989-001 Alternator	475			
				1228, 1228 L, 1229, 1229 L 1328, 1328 L, 1329, 1329 L 1328 LS, 1329 LS 1528, 1528 L, 1529, 1529 L	205 - 210 kW	10/04→		5DR 009 728-441 Alternator Regulator	477
							☞ OM906.916; 100A	8EL 737 758-001 Alternator	474
							☞ OM906.916; 80A	8EL 737 887-001 Alternator	475
							☞ OM906.916; 80A	8EL 737 989-001 Alternator	475
☞ OM902.918; 80A	8EL 737 989-001 Alternator	475							
☞ OM906.911; 80A	8EL 737 989-001 Alternator	475							
☞ OM902.918; 100A	8EL 738 093-001 Alternator	476							
☞ OM906.916; 100A	8EL 738 093-001 Alternator	476							
☞ OM906.911; 100A	8EL 738 093-001 Alternator	476							
1229, 1229 L 1324, 1324 L 1329, 1329 L 1524, 1524 L 1529, 1529 L 824, 824 L	210 kW		10/04→	☞ OM925.920; 80A	8EL 737 989-001 Alternator	475			

Manufacturer - Model	Power	Displ.	Year of Constr.	Remark	Part Number	Page
MERCEDES-BENZ - ATEGO 2						10/04→
1326, 1326 L	188 kW		10/04→		5DR 009 728-441 Alternator Regulator	477
1526, 1526 L	188 kW		10/04→	☞ OM925.920; 80A	8EL 737 989-001 Alternator	475
				☞ OM902.917; 80A	8EL 737 989-001 Alternator	475
				☞ OM902.917; 100A	8EL 738 093-001 Alternator	476
1329 AF	210 kW		10/04→	02/06→; ☞ OM902.918; 80A	8EL 737 989-001 Alternator	475
1329 F	210 kW		10/04→			
1529 AF	210 kW		10/04→			
1529 F	210 kW		10/04→			
1522 K	160 kW		10/04→		5DR 009 728-441 Alternator Regulator	477
				☞ OM924.920; 100A	8EL 737 758-001 Alternator	474
1523 K, 1524 K	175 kW		10/04→		5DR 009 728-441 Alternator Regulator	477
924 K	175 kW		10/04→	☞ OM902.916; 80A	8EL 737 989-001 Alternator	475
				☞ OM902.916; 100A	8EL 738 093-001 Alternator	476
1526 AK	188 kW		10/04→		5DR 009 728-441 Alternator Regulator	477
				02/06→; ☞ OM902.917; 80A	8EL 737 989-001 Alternator	475
				02/06→; ☞ OM902.917; 100A	8EL 738 093-001 Alternator	476
1526 K	188 kW		10/04→		5DR 009 728-441 Alternator Regulator	477
816, 816 L	115 kW		10/04→			
1529 AK	210 kW		10/04→		5DR 009 728-441 Alternator Regulator	477
				02/06→; ☞ OM902.918; 80A	8EL 737 989-001 Alternator	475
				02/06→; ☞ OM902.918; 100A	8EL 738 093-001 Alternator	476
1529 K	210 kW		10/04→		5DR 009 728-441 Alternator Regulator	477
				☞ OM902.918; 80A	8EL 737 989-001 Alternator	475
				☞ OM902.918; 100A	8EL 738 093-001 Alternator	476
1924 L	175 kW		10/04→	☞ OM902.916; 80A	8EL 737 989-001 Alternator	475
2224 L	175 kW		10/04→			
1926 L	188 kW		10/04→	☞ OM902.917; 80A	8EL 737 989-001 Alternator	475
2226 L	188 kW		10/04→			
1929 L	210 kW		10/04→	☞ OM902.918; 80A	8EL 737 989-001 Alternator	475
2229 L	210 kW		10/04→			
712, 713	90 - 95 kW		10/04→		5DR 009 728-441 Alternator Regulator	477
				☞ OM904.915; 100A	8EL 737 758-001 Alternator	474
				☞ OM904.909; 100A	8EL 737 758-001 Alternator	474
				☞ OM904.909; 80A	8EL 737 887-001 Alternator	475
				☞ OM904.915; 80A	8EL 737 887-001 Alternator	475
				☞ OM904.909; 80A	8EL 737 989-001 Alternator	475
				☞ OM900.911; 80A	8EL 737 989-001 Alternator	475
				☞ OM904.915; 80A	8EL 737 989-001 Alternator	475
				☞ OM900.917; 80A	8EL 737 989-001 Alternator	475
				☞ OM904.909; 100A	8EL 738 093-001 Alternator	476
				☞ OM904.915; 100A	8EL 738 093-001 Alternator	476
				☞ OM900.917; 100A	8EL 738 093-001 Alternator	476

Manufacturer - Model	Power	Displ.	Year of Constr.	Remark	Part Number	Page
MERCEDES-BENZ - ATEGO 2						10/04→
712, 713	90 - 95 kW		10/04→	☞ OM900.911; 100A	8EL 738 093-001 Alternator	476
715, 715 L, 716, 716 L	112 - 115 kW		10/04→		5DR 009 728-441 Alternator Regulator	477
815, 815 L, 816, 816 L	112 - 115 kW		10/04→	☞ OM904.922; 100A	8EL 737 758-001 Alternator	474
815 K, 816 K	112 - 115 kW		10/04→			
915, 915 L, 916, 916 L	112 - 115 kW		10/04→	☞ OM904.922; 80A	8EL 737 887-001 Alternator	475
				☞ OM900.912; 80A	8EL 737 989-001 Alternator	475
				☞ OM900.918; 80A	8EL 737 989-001 Alternator	475
				☞ OM900.918; 100A	8EL 738 093-001 Alternator	476
				☞ OM904.922; 100A	8EL 738 093-001 Alternator	476
				☞ OM900.912; 100A	8EL 738 093-001 Alternator	476
812, 813	90 - 95 kW		10/04→		5DR 009 728-441 Alternator Regulator	477
				☞ OM900.911; 80A	8EL 737 989-001 Alternator	475
				☞ OM900.917; 80A	8EL 737 989-001 Alternator	475
				☞ OM900.909; 80A	8EL 737 989-001 Alternator	475
				☞ OM900.917; 100A	8EL 738 093-001 Alternator	476
				☞ OM900.909; 100A	8EL 738 093-001 Alternator	476
				☞ OM900.911; 100A	8EL 738 093-001 Alternator	476
812 K	90 - 95 kW		10/04→		5DR 009 728-441 Alternator Regulator	477
				☞ OM904.909; 100A	8EL 737 758-001 Alternator	474
				☞ OM904.909; 80A	8EL 737 887-001 Alternator	475
				☞ OM904.909; 80A	8EL 737 989-001 Alternator	475
822 K	160 kW		10/04→		5DR 009 728-441 Alternator Regulator	477
				☞ OM924.920; 100A	8EL 737 758-001 Alternator	474
				☞ OM924.920; 80A	8EL 737 989-001 Alternator	475
				☞ OM924.920; 100A	8EL 738 093-001 Alternator	476
823, 823 L, 824, 824 L	170 - 175 kW		10/04→		5DR 009 728-441 Alternator Regulator	477
				10/04→; →10/04; ☞ OM906.915; 100A	8EL 737 758-001 Alternator	474
				☞ OM906.910; 100A	8EL 737 758-001 Alternator	474
				10/04→; →10/04; ☞ OM906.915; 80A	8EL 737 887-001 Alternator	475
				☞ OM906.910; 80A	8EL 737 887-001 Alternator	475
				☞ OM906.910; 80A	8EL 737 989-001 Alternator	475
				☞ OM902.916; 80A	8EL 737 989-001 Alternator	475
				☞ OM902.916; 100A	8EL 738 093-001 Alternator	476
				☞ OM906.910; 100A	8EL 738 093-001 Alternator	476
918, 918 L	130 kW		10/04→		5DR 009 728-441 Alternator Regulator	477
918 K	130 kW		10/04→			
				☞ OM900.919; 80A	8EL 737 989-001 Alternator	475
				☞ OM900.919; 100A	8EL 738 093-001 Alternator	476

Manufacturer - Model	Power	Displ.	Year of Constr.	Remark	Part Number	Page
MERCEDES-BENZ - ATEGO					01/98→10/04	
1017, 1017 L	125 kW		01/98→10/04		5DR 009 728-441	477
1017 A	125 kW		01/98→10/04		Alternator Regulator	
1017 AK	125 kW		01/98→10/04	☞ OM904.911 ; 100A	8EL 737 758-001	474
1217, 1217 L	125 kW		01/98→10/04		Alternator	
1217 K	125 kW		01/98→10/04	☞ OM904.911 ; 80A	8EL 737 887-001	475
1217 KO	125 kW		01/98→10/04		Alternator	
1317, 1317 L	125 kW		01/98→10/04			
1317 A	125 kW		01/98→10/04			
1317 AK	125 - 130 kW		01/98→10/04			
1317 K	125 kW		01/98→10/04			
1517, 1517 L	125 kW		01/98→10/04			
1517 A	125 kW		01/98→10/04			
1517 K	125 kW		01/98→10/04			
817, 817 L	125 kW		01/98→10/04			
817 K	125 kW		01/98→10/04			
917, 917 L	125 kW		01/98→10/04			
917 AF	125 - 128 kW		01/98→10/04			
917 K	125 kW		01/98→10/04			
1017 K	125 kW		01/98→10/04		5DR 009 728-441	477
					Alternator Regulator	
				☞ OM904.911 ; 100A	8EL 737 758-001	474
					Alternator	
				☞ OM904.911 ; 80A	8EL 737 887-001	475
					Alternator	
				☞ OM904.911 ; 80A	8EL 737 989-001	475
					Alternator	
				☞ OM904.911 ; 100A	8EL 738 093-001	476
					Alternator	
1017 KO, 1018 KO	125 - 130 kW		01/98→10/04		5DR 009 728-441	477
717 K	125 kW		01/98→10/04		Alternator Regulator	
				☞ OM904.917 ; 100A	8EL 737 758-001	474
					Alternator	
				☞ OM904.911 ; 100A	8EL 737 758-001	474
					Alternator	
				☞ OM904.911 ; 80A	8EL 737 887-001	475
					Alternator	
				☞ OM904.917 ; 80A	8EL 737 887-001	475
					Alternator	
				☞ OM904.917 ; 80A	8EL 737 989-001	475
					Alternator	
				☞ OM904.911 ; 80A	8EL 737 989-001	475
					Alternator	
				☞ OM904.911 ; 100A	8EL 738 093-001	476
					Alternator	
				☞ OM904.917 ; 100A	8EL 738 093-001	476
					Alternator	
1023, 1023 L	170 kW		01/98→10/04		5DR 009 728-441	477
1223, 1223 L	170 kW		01/98→10/04		Alternator Regulator	
1323, 1323 L	170 kW		01/98→10/04	☞ OM906.910 ; 100A	8EL 737 758-001	474
1323 KO, 1323 LKO	170 kW		01/98→10/04		Alternator	
1323 LS	170 kW		01/98→10/04			
1523, 1523 L	170 kW		01/98→10/04	☞ OM906.910 ; 80A	8EL 737 887-001	475
1523 A	170 kW		01/98→10/04		Alternator	
1523 AK	170 kW		01/98→10/04			
1523 K	170 kW		01/98→10/04			
823, 823 L	170 kW		01/98→10/04			
823 K	170 kW		01/98→10/04			
923, 923 L	170 kW		01/98→10/04			
923 K	170 kW		01/98→10/04			
1023 AK	170 kW		01/98→10/04	☞ OM906.910 ; 100A	8EL 737 758-001	474
					Alternator	
				☞ OM906.915 ; 100A	8EL 737 758-001	474
					Alternator	
				☞ OM906.910 ; 80A	8EL 737 887-001	475
					Alternator	
				☞ OM906.915 ; 80A	8EL 737 887-001	475
					Alternator	
				☞ OM906.915 ; 80A	8EL 737 989-001	475
					Alternator	

Manufacturer - Model	Power	Displ.	Year of Constr.	Remark	Part Number	Page
MERCEDES-BENZ - ATEGO					01/98→10/04	
1214, 1214 L 1214 K	100 kW		01/98→10/04	☞ OM904.916; 100A	8EL 737 758-001 Alternator	474
	100 kW		01/98→10/04	☞ OM904.910; 100A	8EL 737 758-001 Alternator	474
				☞ OM904.916; 80A	8EL 737 887-001 Alternator	475
				☞ OM904.910; 80A	8EL 737 887-001 Alternator	475
1215, 1215 L 715,715 L 815,815 L	112 kW		01/98→10/04		5DR 009 728-441 Alternator Regulator	477
	112 kW		01/98→10/04	☞ OM904.922; 100A	8EL 737 758-001 Alternator	474
	112 kW		01/98→10/04	☞ OM904.922; 80A	8EL 737 887-001 Alternator	475
1215 K 815, 815 L 815 F	112 kW		01/98→10/04		5DR 009 728-441 Alternator Regulator	477
	112 kW		01/98→10/04		5DR 009 728-441 Alternator Regulator	477
	112 - 115 kW		01/98→10/04	☞ OM904.922; 100A	8EL 737 758-001 Alternator	474
				☞ OM904.922; 80A	8EL 737 887-001 Alternator	475
				☞ OM904.922; 100A	8EL 738 093-001 Alternator	476
					5DR 009 728-441 Alternator Regulator	477
					5DR 009 728-441 Alternator Regulator	477
1223 K 1323 AK 1323 K	170 kW		01/98→09/04	☞ OM906.910; 100A	8EL 737 758-001 Alternator	474
	170 kW		01/98→09/04		5DR 009 728-441 Alternator Regulator	477
	170 kW		01/98→09/04	☞ OM906.915; 100A	8EL 737 758-001 Alternator	474
				☞ OM906.910; 80A	8EL 737 887-001 Alternator	475
				☞ OM906.915; 80A	8EL 737 887-001 Alternator	475
				☞ OM906.915; 80A	8EL 737 989-001 Alternator	475
1225 AF 1225 F 1325 AF 1325 F 1525 AF	180 kW		01/98→10/04		5DR 009 728-441 Alternator Regulator	477
	180 kW		01/98→10/04		5DR 009 728-441 Alternator Regulator	477
	180 kW		01/98→10/04	☞ OM906.919; 100A	8EL 737 758-001 Alternator	474
	180 kW		01/98→10/04		5DR 009 728-441 Alternator Regulator	477
	180 kW		01/98→10/04	☞ OM906.919; 80A	8EL 737 887-001 Alternator	475
1228, 1228 L 1328, 1328 L 1328 AF 1328 F 1328 LS 1528, 1528 L 1528 AF 1528 F	205 kW		01/98→10/04		5DR 009 728-441 Alternator Regulator	477
	205 kW		01/98→10/04		5DR 009 728-441 Alternator Regulator	477
	205 kW		01/98→10/04	☞ OM906.911; 100A	8EL 737 758-001 Alternator	474
	205 kW		01/98→10/04		5DR 009 728-441 Alternator Regulator	477
	205 kW		01/98→10/04	☞ OM906.911; 80A	8EL 737 887-001 Alternator	475
	205 kW		01/98→10/04		5DR 009 728-441 Alternator Regulator	477
	205 kW		01/98→10/04		5DR 009 728-441 Alternator Regulator	477
	205 kW		01/98→10/04		5DR 009 728-441 Alternator Regulator	477
1317 KO, 1317 LKO, 1318 KO, 1318 LKO	125 - 130 kW		01/98→10/04		5DR 009 728-441 Alternator Regulator	477
				☞ OM904.911; 100A	8EL 737 758-001 Alternator	474
				☞ OM904.911; 80A	8EL 737 887-001 Alternator	475
				☞ OM900.913; 80A	8EL 737 989-001 Alternator	475
				☞ OM900.913; 100A	8EL 738 093-001 Alternator	476
1517 AK	125 kW		01/98→10/04	☞ OM904.911; 100A	8EL 737 758-001 Alternator	474
				☞ OM904.917; 100A	8EL 737 758-001 Alternator	474
				☞ OM904.917; 80A	8EL 737 887-001 Alternator	475
				☞ OM904.911; 80A	8EL 737 887-001 Alternator	475
				☞ OM904.917; 80A	8EL 737 989-001 Alternator	475
				☞ OM904.911; 80A	8EL 737 989-001 Alternator	475

Manufacturer - Model	Power	Displ.	Year of Constr.	Remark	Part Number	Page
MERCEDES-BENZ - ATEGO					01/98→10/04	
1523 KO	170 kW		01/98→10/04		5DR 009 728-441 Alternator Regulator	477
				☞ OM906.910; 100A	8EL 737 758-001 Alternator	474
				☞ OM906.910; 80A	8EL 737 887-001 Alternator	475
				☞ OM906.910; 80A	8EL 737 989-001 Alternator	475
				☞ OM906.910; 100A	8EL 738 093-001 Alternator	476
1528 AK 1528 K	205 kW		01/98→09/04	☞ OM906.916; 100A	8EL 737 758-001 Alternator	474
				☞ OM906.911; 100A	8EL 737 758-001 Alternator	474
	205 kW		01/98→09/04	☞ OM906.916; 80A	8EL 737 887-001 Alternator	475
				☞ OM906.911; 80A	8EL 737 887-001 Alternator	475
				☞ OM906.911; 80A	8EL 737 989-001 Alternator	475
				☞ OM906.916; 80A	8EL 737 989-001 Alternator	475
1823, 1823 L	170 kW		01/98→10/04		5DR 009 728-441 Alternator Regulator	477
				01/98→; →09/04; ☞ OM906.920; 100A	8EL 737 758-001 Alternator	474
				01/98→; →09/04; ☞ OM906.920; 80A	8EL 737 887-001 Alternator	475
				01/98→; →09/04; ☞ OM906.920; 80A	8EL 737 989-001 Alternator	475
				01/98→; →09/04; ☞ OM906.920; 100A	8EL 738 093-001 Alternator	476
1823 AK	170 kW		04/98→10/04		5DR 009 728-441 Alternator Regulator	477
				05/98→; →09/04; ☞ OM906.922; 100A	8EL 737 758-001 Alternator	474
				05/98→; →09/04; ☞ OM906.922; 80A	8EL 737 887-001 Alternator	475
1823 K 1823 LS	170 kW		04/98→10/04		5DR 009 728-441 Alternator Regulator	477
				05/98→; →09/04; ☞ OM906.920; 100A	8EL 737 758-001 Alternator	474
	170 kW		04/98→10/04	05/98→; →09/04; ☞ OM906.920; 80A	8EL 737 887-001 Alternator	475
				05/98→; →09/04; ☞ OM906.920; 80A	8EL 737 989-001 Alternator	475
				05/98→; →09/04; ☞ OM906.920; 100A	8EL 738 093-001 Alternator	476
1828, 1828 L 1828 K 1828 LS	205 kW		04/98→10/04		5DR 009 728-441 Alternator Regulator	477
				05/98→; →09/04; ☞ OM906.921; 100A	8EL 737 758-001 Alternator	474
	205 kW		04/98→10/04	05/98→; →09/04; ☞ OM906.921; 80A	8EL 737 887-001 Alternator	475
				05/98→; →09/04; ☞ OM906.921; 80A	8EL 737 989-001 Alternator	475
				05/98→; →09/04; ☞ OM906.921; 100A	8EL 738 093-001 Alternator	476
1828 A 1828 AK	205 kW		04/98→10/04		5DR 009 728-441 Alternator Regulator	477
				05/98→; →09/04; ☞ OM906.923; 100A	8EL 737 758-001 Alternator	474
	205 kW		04/98→10/04	05/98→; →09/04; ☞ OM906.923; 80A	8EL 737 887-001 Alternator	475
2523 L	170 kW		04/98→10/04		5DR 009 728-441 Alternator Regulator	477
				05/98→; →09/04; ☞ OM906.920; 100A	8EL 737 758-001 Alternator	474
				05/98→; →09/04; ☞ OM906.920; 80A	8EL 737 887-001 Alternator	475

Manufacturer - Model	Power	Displ.	Year of Constr.	Remark	Part Number	Page
MERCEDES-BENZ - ATEGO					01/98→10/04	
2528 L	205 kW		04/98→10/04		5DR 009 728-441	477
2628	205 kW		04/98→10/04		Alternator Regulator	
2628 B	205 kW		04/98→10/04	05/98-; →09/04; ☹ OM906.921; 100A	8EL 737 758-001	474
2628 K	205 kW		04/98→10/04		Alternator	
				05/98-; →09/04; ☹ OM906.921; 80A	8EL 737 887-001	475
					Alternator	
712	90 kW		01/98→10/04		5DR 009 728-441	477
812	90 kW		01/98→10/04		Alternator Regulator	
				☹ OM904.909; 100A	8EL 737 758-001	474
					Alternator	
				☹ OM904.909; 80A	8EL 737 887-001	475
					Alternator	
714, 714 L	100 kW		01/98→10/04		5DR 009 728-441	477
					Alternator Regulator	
				☹ OM904.910; 100A	8EL 737 758-001	474
					Alternator	
				☹ OM904.916; 100A	8EL 737 758-001	474
					Alternator	
				☹ OM904.916; 80A	8EL 737 887-001	475
					Alternator	
				☹ OM904.910; 80A	8EL 737 887-001	475
					Alternator	
				09/02-; →10/04; ☹ OM904.916; 80A	8EL 737 989-001	475
					Alternator	
				09/02-; →10/04; ☹ OM904.916; 100A	8EL 738 093-001	476
					Alternator	
714 K	100 kW		01/98→10/04		5DR 009 728-441	477
					Alternator Regulator	
				☹ OM904.910; 100A	8EL 737 758-001	474
					Alternator	
				☹ OM904.910; 80A	8EL 737 887-001	475
					Alternator	
				☹ OM904.916; 80A	8EL 737 989-001	475
					Alternator	
				☹ OM904.916; 100A	8EL 738 093-001	476
					Alternator	
717, 717 L	125 kW		01/98→10/04		5DR 009 728-441	477
					Alternator Regulator	
				☹ OM904.917; 100A	8EL 737 758-001	474
					Alternator	
				☹ OM904.911; 100A	8EL 737 758-001	474
					Alternator	
				☹ OM904.911; 80A	8EL 737 887-001	475
					Alternator	
				☹ OM904.917; 80A	8EL 737 887-001	475
					Alternator	
				☹ OM904.917; 80A	8EL 737 989-001	475
					Alternator	
				☹ OM904.911; 80A	8EL 737 989-001	475
					Alternator	
				☹ OM904.917; 100A	8EL 738 093-001	476
					Alternator	
814 K	100 kW		01/98→10/04		5DR 009 728-441	477
					Alternator Regulator	
				☹ OM904.916; 100A	8EL 737 758-001	474
					Alternator	
				☹ OM904.910; 100A	8EL 737 758-001	474
					Alternator	
				☹ OM904.910; 80A	8EL 737 887-001	475
					Alternator	
				☹ OM904.916; 80A	8EL 737 887-001	475
					Alternator	
				☹ OM904.916; 80A	8EL 737 989-001	475
					Alternator	
				☹ OM904.916; 100A	8EL 738 093-001	476
					Alternator	

Manufacturer - Model	Power	Displ.	Year of Constr.	Remark	Part Number	Page
MERCEDES-BENZ - ATEGO					01/98→10/04	
815 K	112 kW		01/98→10/04		5DR 009 728-441 Alternator Regulator	477
				☞ OM904.922; 100A	8EL 737 758-001 Alternator	474
				☞ OM906.922; 100A	8EL 737 758-001 Alternator	474
				☞ OM904.922; 80A	8EL 737 887-001 Alternator	475
				☞ OM906.922; 80A	8EL 737 887-001 Alternator	475
925 AF	180 kW		01/98→10/04		5DR 009 728-441 Alternator Regulator	477
MERCEDES-BENZ - AXOR 2					10/04→	
1823, 1823 L, 1824, 1824 L, LL 1823 LS, 1824 LS 1824 A 1826, 1826 L, LL 1826 LS 1829 LS 1833, 1833 L, LL 1833 LS	170 - 175 kW 170 - 175 kW 170 - 175 kW 188 kW 188 kW 210 kW 240 kW 240 kW		10/04→ 10/04→ 10/04→ 10/04→ 10/04→ 10/04→ 10/04→		5DR 009 728-441 Alternator Regulator	477
					5DR 009 728-441 Alternator Regulator	477
					5DR 009 728-441 Alternator Regulator	477
					5DR 009 728-441 Alternator Regulator	477
					5DR 009 728-441 Alternator Regulator	477
					5DR 009 728-441 Alternator Regulator	477
					5DR 009 728-441 Alternator Regulator	477
1823 AK, 1824 AK	170 - 175 kW		10/04→		5DR 009 728-441 Alternator Regulator	477
				09/06→; ☞ OM902.913; 80A	8EL 737 989-001 Alternator	475
				09/06→; ☞ OM902.913; 100A	8EL 738 093-001 Alternator	476
1823 K, 1823 KL, 1824 K	170 - 175 kW		10/04→		5DR 009 728-441 Alternator Regulator	477
				09/06→; ☞ OM902.913; 100A	8EL 738 093-001 Alternator	476
1826 AK 1826 K	188 kW 188 kW		10/04→ 10/04→		5DR 009 728-441 Alternator Regulator	477
				09/06→; ☞ OM902.914; 80A	8EL 737 989-001 Alternator	475
				09/06→; ☞ OM902.914; 100A	8EL 738 093-001 Alternator	476
1828, 1828 L, 1829, 1829 L, LL	205 - 210 kW		10/04→		5DR 009 728-441 Alternator Regulator	477
				10/04→; →08/06; ☞ OM906.921; 100A	8EL 737 758-001 Alternator	474
				10/04→; →08/06; ☞ OM906.921; 80A	8EL 737 887-001 Alternator	475
				☞ OM906.926; 80A	8EL 737 989-001 Alternator	475
				10/04→; →08/06; ☞ OM906.921; 80A	8EL 737 989-001 Alternator	475
				☞ OM902.915; 80A	8EL 737 989-001 Alternator	475
				☞ OM902.915; 100A	8EL 738 093-001 Alternator	476
				☞ OM906.926; 100A	8EL 738 093-001 Alternator	476
				10/04→; →08/06; ☞ OM906.921; 100A	8EL 738 093-001 Alternator	476
					8EL 738 093-001 Alternator	476
1828 A, 1829 A 1828 AK, 1829 AK	205 - 210 kW 205 - 210 kW		10/04→ 10/04→		5DR 009 728-441 Alternator Regulator	477
				☞ OM902.932; 80A	8EL 737 989-001 Alternator	475
				☞ OM906.923; 80A	8EL 737 989-001 Alternator	475
				☞ OM906.928; 80A	8EL 737 989-001 Alternator	475
				☞ OM902.932; 100A	8EL 738 093-001 Alternator	476
				☞ OM906.923; 100A	8EL 738 093-001 Alternator	476
				☞ OM906.928; 100A	8EL 738 093-001 Alternator	476
1828 K, 1828 KL, 1829 K 2528 L, 2529 L 2628 K, 2629 K	205 - 210 kW 205 - 210 kW 205 - 210 kW		10/04→ 10/04→ 10/04→		5DR 009 728-441 Alternator Regulator	477
				10/04→; →08/06; ☞ OM906.921; 100A	8EL 737 758-001 Alternator	474
					8EL 737 758-001 Alternator	474

Manufacturer - Model	Power	Displ.	Year of Constr.	Remark	Part Number	Page
MERCEDES-BENZ - AXOR 2						10/04→
1828 K, 1828 KL, 1829 K	205 - 210 kW		10/04→	10/04→; →08/06; ⚙️ OM906.921; 80A	8EL 737 887-001 Alternator	475
2528 L, 2529 L	205 - 210 kW		10/04→	⚙️ OM906.921; 80A	8EL 737 989-001 Alternator	475
2628 K, 2629 K	205 - 210 kW		10/04→	⚙️ OM906.926; 80A	8EL 737 989-001 Alternator	475
				10/04→; →08/06; ⚙️ OM906.921; 80A	8EL 737 989-001 Alternator	475
				⚙️ OM902.915; 80A	8EL 737 989-001 Alternator	475
				⚙️ OM902.915; 100A	8EL 738 093-001 Alternator	476
				⚙️ OM906.926; 100A	8EL 738 093-001 Alternator	476
				⚙️ OM906.921; 100A	8EL 738 093-001 Alternator	476
				10/04→; →08/06; ⚙️ OM906.921; 100A	8EL 738 093-001 Alternator	476
1833 A	240 kW		10/04→		5DR 009 728-441 Alternator Regulator	477
1833 K	240 kW		10/04→			
2633 B	240 kW		10/04→	10/04→; →08/06; ⚙️ OM926.913; 80A	8EL 737 989-001 Alternator	475
2633 K	240 kW		10/04→	10/04→; →08/06; ⚙️ OM926.913; 100A	8EL 738 093-001 Alternator	476
1833 AK	240 kW		10/04→		5DR 009 728-441 Alternator Regulator	477
				09/06→; ⚙️ OM926.913; 80A	8EL 737 989-001 Alternator	475
				09/06→; ⚙️ OM926.913; 100A	8EL 738 093-001 Alternator	476
1836 LS, LLS	265 kW		10/04→		5DR 009 728-441 Alternator Regulator	477
1843 LS, LLS	315 kW		10/04→			
2535 L, 2536 L, 2536 LL	260 - 265 kW		10/04→	⚙️ OM457.948; 100A	8EL 738 093-001 Alternator	476
2540 L, LL	295 kW		10/04→	⚙️ OM457.937; 100A	8EL 738 093-001 Alternator	476
2543 L, LL	315 kW		10/04→	⚙️ OM457.980; 100A	8EL 738 093-001 Alternator	476
1840 LS, LLS	295 kW		10/04→		5DR 009 728-441 Alternator Regulator	477
				⚙️ OM457.948; 100A	8EL 738 093-001 Alternator	476
				⚙️ OM457.955; 100A	8EL 738 093-001 Alternator	476
				⚙️ OM457.980; 100A	8EL 738 093-001 Alternator	476
				⚙️ OM457.937; 100A	8EL 738 093-001 Alternator	476
2440 LS, 2540 LS	295 kW		10/04→		5DR 009 728-441 Alternator Regulator	477
				⚙️ OM457.948; 100A	8EL 738 093-001 Alternator	476
				⚙️ OM457.981; 100A	8EL 738 093-001 Alternator	476
2533, 2533 L	240 kW		10/04→		5DR 009 728-441 Alternator Regulator	477
				⚙️ OM926.990; 80A	8EL 737 887-001 Alternator	475
				⚙️ OM926.945; 80A	8EL 737 887-001 Alternator	475
				⚙️ OM926.919; 80A	8EL 737 887-001 Alternator	475
				⚙️ OM926.921; 80A	8EL 737 887-001 Alternator	475
				⚙️ OM926.913; 80A	8EL 737 887-001 Alternator	475
2628, 2629	205 - 210 kW		10/04→		5DR 009 728-441 Alternator Regulator	477
				⚙️ OM906.926; 80A	8EL 737 989-001 Alternator	475
				⚙️ OM906.921; 80A	8EL 737 989-001 Alternator	475
				⚙️ OM902.915; 80A	8EL 737 989-001 Alternator	475

Manufacturer - Model	Power	Displ.	Year of Constr.	Remark	Part Number	Page
MERCEDES-BENZ - AXOR 2						10/04→
2628, 2629	205 - 210 kW		10/04→	☺ OM902.915; 100A	8EL 738 093-001 Alternator	476
				☺ OM906.921; 100A	8EL 738 093-001 Alternator	476
				☺ OM906.926; 100A	8EL 738 093-001 Alternator	476
2628 B, 2629 B	205 - 210 kW		10/04→		5DR 009 728-441 Alternator Regulator	477
				10/04→; →08/06; ☺ OM906.921; 100A	8EL 737 758-001 Alternator	474
				10/04→; →08/06; ☺ OM906.921; 80A	8EL 737 887-001 Alternator	475
				☺ OM906.921; 80A	8EL 737 989-001 Alternator	475
				☺ OM906.926; 80A	8EL 737 989-001 Alternator	475
				10/04→; →08/06; ☺ OM906.921; 80A	8EL 737 989-001 Alternator	475
				09/06→; ☺ OM902.915; 80A	8EL 737 989-001 Alternator	475
				☺ OM906.921; 100A	8EL 738 093-001 Alternator	476
				☺ OM906.926; 100A	8EL 738 093-001 Alternator	476
				10/04→; →08/06; ☺ OM906.921; 100A	8EL 738 093-001 Alternator	476
				09/06→; ☺ OM902.915; 100A	8EL 738 093-001 Alternator	476
2633	240 kW		10/04→		5DR 009 728-441 Alternator Regulator	477
				☺ OM926.945; 100A	8EL 737 758-001 Alternator	474
				☺ OM926.919; 100A	8EL 737 758-001 Alternator	474
				☺ OM926.913; 100A	8EL 737 758-001 Alternator	474
2636 2640 2643	265 kW 295 kW 315 kW		10/04→ 10/04→ 10/04→		5DR 009 728-441 Alternator Regulator	477
				☺ OM457.937; 100A	8EL 738 093-001 Alternator	476
2636 B 2636 K 3240	265 kW 265 kW 295 kW		10/04→ 10/04→ 03/05→		5DR 009 728-441 Alternator Regulator	477
				☺ OM457.948; 80A	8EL 737 989-001 Alternator	475
				☺ OM457.937; 80A	8EL 737 989-001 Alternator	475
				☺ OM457.948; 100A	8EL 738 093-001 Alternator	476
				☺ OM457.937; 100A	8EL 738 093-001 Alternator	476
2640 B 2640 K 2643 B 2643 K 3236 B 3236 K 3240 B 3240 K 3243 B 3243 K 3343 B	295 kW 295 kW 315 kW 315 kW 265 kW 265 kW 295 kW 295 kW 315 kW 315 kW 315 kW		10/04→ 10/04→ 10/04→ 10/04→ 10/04→ 10/04→ 10/04→ 10/04→ 10/04→ 10/04→ 10/04→		5DR 009 728-441 Alternator Regulator	477
				☺ OM457.957; 80A	8EL 737 989-001 Alternator	475
				☺ OM457.956; 80A	8EL 737 989-001 Alternator	475
				☺ OM457.957; 100A	8EL 738 093-001 Alternator	476
				☺ OM457.956; 100A	8EL 738 093-001 Alternator	476
3243	315 kW		10/04→		5DR 009 728-441 Alternator Regulator	477
				03/05→; ☺ OM457.948; 80A	8EL 737 989-001 Alternator	475
				03/05→; ☺ OM457.948; 100A	8EL 738 093-001 Alternator	476
3335 3340 3343	260 kW 295 kW 315 kW		10/04→ 10/04→ 10/04→		5DR 009 728-441 Alternator Regulator	477
				☺ OM457.937; 100A	8EL 737 758-001 Alternator	474
3340 K	295 kW		10/04→		5DR 009 728-441 Alternator Regulator	477

Manufacturer - Model	Power	Displ.	Year of Constr.	Remark	Part Number	Page
MERCEDES-BENZ - AXOR 2						10/04→
3340 K	295 kW		10/04→	☺ OM457.937; 100A	8EL 737 758-001 Alternator	474
				☺ OM457.956; 80A	8EL 737 989-001 Alternator	475
				☺ OM457.957; 80A	8EL 737 989-001 Alternator	475
				☺ OM457.948; 80A	8EL 737 989-001 Alternator	475
				☺ OM457.937; 80A	8EL 737 989-001 Alternator	475
				☺ OM457.957; 100A	8EL 738 093-001 Alternator	476
				☺ OM457.937; 100A	8EL 738 093-001 Alternator	476
				☺ OM457.948; 100A	8EL 738 093-001 Alternator	476
				☺ OM457.956; 100A	8EL 738 093-001 Alternator	476
4140 B	295 kW			01/11→; ☺ OM457.957; 80A	8EL 737 989-001 Alternator	475
				01/11→; ☺ OM457.956; 80A	8EL 737 989-001 Alternator	475
				01/11→; ☺ OM457.956; 100A	8EL 738 093-001 Alternator	476
				01/11→; ☺ OM457.957; 100A	8EL 738 093-001 Alternator	476
MERCEDES-BENZ - AXOR						01/02→10/04
1823	170 kW		01/02→10/04		5DR 009 728-441 Alternator Regulator	477
1823 K	170 kW		01/02→10/04			
2523	170 kW		01/02→10/04	☺ OM906.920; 100A	8EL 737 758-001 Alternator	474
				☺ OM906.920; 80A	8EL 737 887-001 Alternator	475
				☺ OM906.920; 80A	8EL 737 989-001 Alternator	475
				☺ OM906.920; 100A	8EL 738 093-001 Alternator	476
1835 LS	260 kW		01/02→10/04		5DR 009 728-441 Alternator Regulator	477
1840 LS	295 kW		01/02→10/04			
1843 LS	315 kW		01/02→10/04	☺ OM457.937; 80A	8EL 737 989-001 Alternator	475
				☺ OM457.937; 100A	8EL 738 093-001 Alternator	476
2523 K	170 kW		01/02→10/04		5DR 009 728-441 Alternator Regulator	477
				☺ OM906.920; 80A	8EL 737 989-001 Alternator	475
				☺ OM906.920; 100A	8EL 738 093-001 Alternator	476
2528	205 kW		01/02→10/04		5DR 009 728-441 Alternator Regulator	477
2628 L	205 kW		01/02→10/04	☺ OM906.921; 100A	8EL 737 758-001 Alternator	474
				☺ OM906.921; 80A	8EL 737 887-001 Alternator	475
				☺ OM906.921; 80A	8EL 737 989-001 Alternator	475
				☺ OM906.921; 100A	8EL 738 093-001 Alternator	476
2535 LS	260 kW		01/02→10/04		5DR 009 728-441 Alternator Regulator	477
2540 LS	295 kW		01/02→10/04			
2543 LS	315 kW		01/02→10/04			
2623 L	170 kW		01/02→10/04			
2628 B	205 kW		01/02→10/04			
2628 K	205 kW		01/02→10/04			
3228 C	205 kW		01/02→10/04			
MERCEDES-BENZ - CITARO (O 530)						01/98→
Citro G	185 kW		01/98→	01/98→; →09/04; ☺ OM457.935; 140A	8EL 737 364-001 Alternator	474
				01/98→; →09/04; ☺ OM457.935; 140A	8EL 737 981-001 Alternator	475

Manufacturer - Model	Power	Displ.	Year of Constr.	Remark	Part Number	Page
MERCEDES-BENZ - CITARO (O 530)						01/98→
Citaro G	205 kW		01/99→		5DR 009 728-441 Alternator Regulator	477
				01/99→; →09/04; ☉ OM909.901; 100A	8EL 737 758-001 Alternator	474
				01/99→; →09/04; ☉ OM909.921; 100A	8EL 737 758-001 Alternator	474
				01/99→; →09/04; ☉ OM906.930; 100A	8EL 737 758-001 Alternator	474
				01/99→; →09/04; ☉ OM906.960; 100A	8EL 737 758-001 Alternator	474
				01/99→; →09/04; ☉ OM906.961; 100A	8EL 737 758-001 Alternator	474
				01/99→; →09/04; ☉ OM906.961; 140A	8EL 737 981-001 Alternator	475
				01/99→; →09/04; ☉ OM906.960; 140A	8EL 737 981-001 Alternator	475
				01/99→; →09/04; ☉ OM909.901; 140A	8EL 737 981-001 Alternator	475
				01/99→; →09/04; ☉ OM906.930; 140A	8EL 737 981-001 Alternator	475
				01/99→; →09/04; ☉ OM909.921; 140A	8EL 737 981-001 Alternator	475
				01/99→; →09/04; ☉ OM909.921; 100A	8EL 738 093-001 Alternator	476
				01/99→; →09/04; ☉ OM906.960; 100A	8EL 738 093-001 Alternator	476
				01/99→; →09/04; ☉ OM909.901; 100A	8EL 738 093-001 Alternator	476
				Citaro GNG	240 kW	
☉ M476.930; 140A	8EL 737 981-001 Alternator	475				
Citaro N	205 kW		01/99→		5DR 009 728-441 Alternator Regulator	477
				01/99→; →09/04; ☉ OM909.921; 100A	8EL 737 758-001 Alternator	474
				01/99→; →09/04; ☉ OM909.901; 100A	8EL 737 758-001 Alternator	474
				01/99→; →09/04; ☉ OM906.930; 100A	8EL 737 758-001 Alternator	474
				01/01→; ☉ OM906.960; 100A	8EL 737 758-001 Alternator	474
				01/99→; →09/04; ☉ OM909.921; 140A	8EL 737 981-001 Alternator	475
				01/01→; ☉ OM906.960; 140A	8EL 737 981-001 Alternator	475
				01/99→; →09/04; ☉ OM906.930; 140A	8EL 737 981-001 Alternator	475
				01/99→; →09/04; ☉ OM909.901; 140A	8EL 737 981-001 Alternator	475
				01/99→; →09/04; ☉ OM909.921; 100A	8EL 738 093-001 Alternator	476
				01/99→; →09/04; ☉ OM909.901; 100A	8EL 738 093-001 Alternator	476
				01/01→; ☉ OM906.960; 100A	8EL 738 093-001 Alternator	476
				Citaro N	170 kW	
☉ OM906.931; 140A	8EL 737 981-001 Alternator	475				
Citaro N	180 kW		04/99→		5DR 009 728-441 Alternator Regulator	477
				04/00→; ☉ OM906.962; 100A	8EL 737 758-001 Alternator	474
				☉ OM906.963; 100A	8EL 737 758-001 Alternator	474
				04/00→; ☉ OM906.962; 140A	8EL 737 981-001 Alternator	475
				☉ OM906.963; 140A	8EL 737 981-001 Alternator	475
				04/00→; ☉ OM906.962; 80A	8EL 737 989-001 Alternator	475
				☉ OM906.963; 100A	8EL 738 093-001 Alternator	476

Manufacturer - Model	Power	Displ.	Year of Constr.	Remark	Part Number	Page
MERCEDES-BENZ - CITARO (O 530)						01/98→
Citaro N	180 kW		04/99→	04/00→; ⚡ OM906.962; 100A	8EL 738 093-001 Alternator	476
Citaro N	185 kW		01/98→	⚡ OM457.942; 140A	8EL 737 364-001 Alternator	474
				⚡ OM457.942; 140A	8EL 737 981-001 Alternator	475
Citaro N	205 kW		01/98→		5DR 009 728-441 Alternator Regulator	477
				01/98→; →09/04; ⚡ OM906.930; 100A	8EL 737 758-001 Alternator	474
				01/98→; →09/04; ⚡ OM906.930; 140A	8EL 737 981-001 Alternator	475
Citaro N, Citaro MUE Citaro N, Citaro MUE	220 kW		01/98→	04/99→; ⚡ OM457.942; 140A	8EL 737 364-001 Alternator	474
	260 kW		01/98→	⚡ OM457.942; 140A	8EL 737 981-001 Alternator	475
Citaro N	185 kW		06/00→	⚡ M476.934; 140A	8EL 737 364-001 Alternator	474
				⚡ M476.933; 140A	8EL 737 364-001 Alternator	474
				⚡ M476.932; 140A	8EL 737 364-001 Alternator	474
				⚡ M476.932; 140A	8EL 737 981-001 Alternator	475
				⚡ M476.933; 140A	8EL 737 981-001 Alternator	475
				⚡ M476.934; 140A	8EL 737 981-001 Alternator	475
Citaro NG	240 kW		04/00→	⚡ M476.934; 140A	8EL 737 364-001 Alternator	474
				⚡ M476.933; 140A	8EL 737 364-001 Alternator	474
				⚡ M476.930; 140A	8EL 737 364-001 Alternator	474
				⚡ M476.930; 140A	8EL 737 981-001 Alternator	475
				⚡ M476.933; 140A	8EL 737 981-001 Alternator	475
				⚡ M476.934; 140A	8EL 737 981-001 Alternator	475
MERCEDES-BENZ - CITO (O 520)						06/99→
177 kW	130 kW		06/99→	⚡ OM904.942; 100A	8EL 737 758-001 Alternator	474
				⚡ OM904.942; 140A	8EL 737 981-001 Alternator	475
MERCEDES-BENZ - CONECTO (O 345)						11/01→
CONECTO C, H, M, UE CONECTO C, H, M, UE CONECTO C, H, M, UE	185 kW		11/01→	⚡ OM457.942; 140A	8EL 737 364-001 Alternator	474
	220 kW		11/01→			
	260 kW		11/01→	⚡ OM457.942; 140A	8EL 737 981-001 Alternator	475
CONECTO C, H, UE	205 kW		11/01→	⚡ OM906.960; 100A	8EL 737 758-001 Alternator	474
				⚡ OM906.960; 140A	8EL 737 981-001 Alternator	475
MERCEDES-BENZ - ECONIC						01/98→
1823 L, 1823 LL	170 kW		03/98→		5DR 009 728-441 Alternator Regulator	477
				03/98→; →03/01; ⚡ OM906.940; 100A	8EL 737 758-001 Alternator	474
				03/98→; →03/01; ⚡ OM906.940; 80A	8EL 737 887-001 Alternator	475
				⚡ OM906.940; 80A	8EL 737 989-001 Alternator	475
				⚡ OM906.940; 100A	8EL 738 093-001 Alternator	476

Manufacturer - Model	Power	Displ.	Year of Constr.	Remark	Part Number	Page
MERCEDES-BENZ - ECONIC						01/98→
1824 L, 1824 LL	175 kW		10/06→		5DR 009 728-441	477
1828 L, 1828 LL	205 kW				Alternator Regulator	
1828 LLS	205 kW					
1829 L, 1829 LL	210 kW		10/06→			
1833 L, 1833 LL	240 kW		10/06→			
2629 L, 2629 LL	210 kW					
2629 L, 2629 LL	210 kW		10/01→			
2633 L, 2633 LL	240 kW					
2633 LL	240 kW					
3233 L, 3233 LL	240 kW					
1828 L	205 kW		10/00→	⊖ M906.900; 100A	8EL 737 758-001	474
2628 L	205 kW		10/00→		Alternator	
2628 L	205 kW		10/01→	⊖ M906.900; 80A	8EL 737 887-001	475
					Alternator	
				⊖ M906.900; 80A	8EL 737 989-001	475
					Alternator	
1828 L, 1828 LL	205 kW		03/98→		5DR 009 728-441	477
					Alternator Regulator	
				03/98→; -03/01; ⊖ OM906.941; 100A	8EL 737 758-001	474
					Alternator	
				03/98→; -03/01; ⊖ OM906.941; 80A	8EL 737 887-001	475
					Alternator	
				⊖ OM906.941; 80A	8EL 737 989-001	475
					Alternator	
1833 LS	240 kW		10/07→	⊖ OM926.934; 80A	8EL 737 989-001	475
					Alternator	
2628 LL	205 kW		01/98→		5DR 009 728-441	477
					Alternator Regulator	
				03/98→; -03/01; ⊖ OM906.952; 100A	8EL 737 758-001	474
					Alternator	
				03/98→; -03/01; ⊖ OM906.941; 100A	8EL 737 758-001	474
					Alternator	
				03/98→; -03/01; ⊖ OM906.941; 80A	8EL 737 887-001	475
					Alternator	
				03/98→; -03/01; ⊖ OM906.952; 80A	8EL 737 887-001	475
					Alternator	
				03/98→; -03/01; ⊖ OM906.941; 140A	8EL 737 981-001	475
					Alternator	
				03/98→; -03/01; ⊖ OM906.952; 140A	8EL 737 981-001	475
					Alternator	
				⊖ OM906.952; 80A	8EL 737 989-001	475
					Alternator	
				⊖ OM906.941; 80A	8EL 737 989-001	475
					Alternator	
2628 LL	205 kW		03/98→		5DR 009 728-441	477
					Alternator Regulator	
				03/98→; -03/01; ⊖ OM906.941; 100A	8EL 737 758-001	474
					Alternator	
				03/98→; -03/01; ⊖ OM906.941; 80A	8EL 737 887-001	475
					Alternator	
2633 L	240 kW		10/01→	⊖ OM926.921; 80A	8EL 737 989-001	475
					Alternator	
				⊖ OM926.934; 80A	8EL 737 989-001	475
					Alternator	
MERCEDES-BENZ - INTEGRO (O 550)						01/06→
Integro, Integro M	220 kW		01/06→	⊖ OM457.952; 140A	8EL 737 364-001	474
Integro, Integro M	260 kW		01/06→		Alternator	
Integro L	260 kW		01/06→			
Integro L	300 kW		01/06→			
MERCEDES-BENZ - LK/LN2						01/84→12/98
1114,1114 L	95 - 100 kW		01/84→12/98	03/84→; -10/86; ⊖ OM356.930; 27A	8EL 725 626-001	467
					Alternator	
				03/84→; -10/86; ⊖ OM366.914; 27A	8EL 725 626-001	467
					Alternator	
				03/84→; -10/86; ⊖ OM366.907; 27A	8EL 725 626-001	467
					Alternator	
				12/86→; -02/93; ⊖ OM356.930; 55A	8EL 725 736-001	468
					Alternator	
				12/86→; -02/93; ⊖ OM366.907; 55A	8EL 725 736-001	468
					Alternator	
				12/86→; -02/93; ⊖ OM366.914; 55A	8EL 725 736-001	468
					Alternator	

Manufacturer - Model	Power	Displ.	Year of Constr.	Remark	Part Number	Page
MERCEDES-BENZ - LK/LN2					01/84→12/98	
1114,1114 L	95 - 100 kW		01/84→12/98	11/86→; -02/91; ⚡ OM366.914; 30A	8EL 725 858-001 Alternator	469
				11/86→; -02/91; ⚡ OM366.907; 30A	8EL 725 858-001 Alternator	469
				11/86→; -02/91; ⚡ OM356.930; 30A	8EL 725 858-001 Alternator	469
				03/91→; -02/93; ⚡ OM356.930; 35A	8EL 731 715-001 Alternator	472
				03/91→; -02/93; ⚡ OM366.907; 35A	8EL 731 715-001 Alternator	472
				09/92→; -12/99; ⚡ OM356.904; 35A	8EL 731 715-001 Alternator	472
				03/91→; -02/93; ⚡ OM366.914; 35A	8EL 731 715-001 Alternator	472
				10/88→; -02/93; ⚡ OM356.930; 80A	8EL 732 707-001 Alternator	472
				10/88→; -02/93; ⚡ OM366.907; 80A	8EL 732 707-001 Alternator	472
				10/88→; -02/93; ⚡ OM366.914; 80A	8EL 732 707-001 Alternator	472
1114 A	96 - 102 kW		02/87→12/98	07/86→; -02/93; ⚡ OM366.935; 55A	8EL 725 736-001 Alternator	468
				07/86→; -02/93; ⚡ OM366.931; 35A	8EL 731 715-001 Alternator	472
				07/86→; -02/93; ⚡ OM366.935; 35A	8EL 731 715-001 Alternator	472
1114 AK	95 - 100 kW		02/87→12/98	02/92→; -12/99; ⚡ OM356.903; 55A	8EL 725 736-001 Alternator	468
				02/92→; -12/99; ⚡ OM356.903; 35A	8EL 731 715-001 Alternator	472
				02/87→; -02/93; ⚡ OM366.918; 35A	8EL 731 715-001 Alternator	472
				02/92→; -12/99; ⚡ OM356.903; 80A	8EL 732 707-001 Alternator	472
1114 K	95 - 100 kW		03/84→12/98	02/92→; -12/99; ⚡ OM356.904; 55A	8EL 725 736-001 Alternator	468
				02/92→; -12/99; ⚡ OM356.904; 35A	8EL 731 715-001 Alternator	472
				10/84→; -02/93; ⚡ OM366.914; 35A	8EL 731 715-001 Alternator	472
				08/84→; -02/93; ⚡ OM366.907; 35A	8EL 731 715-001 Alternator	472
				02/92→; -12/99; ⚡ OM356.904; 80A	8EL 732 707-001 Alternator	472
1114 S	95 - 100 kW		03/84→12/98	03/84→; -10/86; ⚡ OM366.914; 27A	8EL 725 626-001 Alternator	467
				12/86→; -02/93; ⚡ OM366.914; 55A	8EL 725 736-001 Alternator	468
				11/86→; -02/91; ⚡ OM366.914; 30A	8EL 725 858-001 Alternator	469
				03/91→; -02/93; ⚡ OM366.914; 35A	8EL 731 715-001 Alternator	472
				08/84→; -02/93; ⚡ OM366.907; 35A	8EL 731 715-001 Alternator	472
				02/92→; -12/99; ⚡ OM356.904; 35A	8EL 731 715-001 Alternator	472
				10/88→; -02/93; ⚡ OM366.914; 80A	8EL 732 707-001 Alternator	472
1117,1117 L	116 - 125 kW		01/84→12/98	04/84→; -12/92; ⚡ OM366.962; 35A	8EL 731 715-001 Alternator	472
				04/84→; -12/92; ⚡ OM366.953; 35A	8EL 731 715-001 Alternator	472
				02/92→; -12/99; ⚡ OM366.941; 35A	8EL 731 715-001 Alternator	472
				03/94→; -12/99; ⚡ OM357.901; 35A	8EL 731 715-001 Alternator	472
				03/94→; -12/99; ⚡ OM357.918; 35A	8EL 731 715-001 Alternator	472
				07/86→; -02/93; ⚡ OM366.970; 35A	8EL 731 715-001 Alternator	472

Manufacturer - Model	Power	Displ.	Year of Constr.	Remark	Part Number	Page
MERCEDES-BENZ - LK/LN2					01/84→12/98	
1117,1117 L	125 kW		03/96→12/98		5DR 009 728-441	477
1117 K	125 kW		03/96→12/98		Alternator Regulator	
1117 LO	125 kW		03/96→12/98	☞ OM904.907; 80A	8EL 737 887-001	475
1117 S	125 kW		03/96→12/98		Alternator	
817,817 L	125 kW		03/96→12/98	☞ OM904.907; 80A	8EL 737 989-001	475
817 F	125 kW		03/96→12/98		Alternator	
817 K	125 kW		03/96→12/98			
917	125 kW		03/96→12/98			
917 K	125 kW		03/96→12/98			
917 KO	125 kW		03/96→12/98			
1117 A	116 - 125 kW		06/87→12/98	06/87→; -12/92; ☞ OM366.966; 35A	8EL 731 715-001	472
					Alternator	
				09/88→; -02/93; ☞ OM366.976; 35A	8EL 731 715-001	472
					Alternator	
				09/88→; -02/93; ☞ OM366.975; 35A	8EL 731 715-001	472
					Alternator	
				02/92→; -12/99; ☞ OM356.947; 35A	8EL 731 715-001	472
					Alternator	
				03/94→; -12/99; ☞ OM357.906; 35A	8EL 731 715-001	472
					Alternator	
				☞ OM356.959; 35A	8EL 731 715-001	472
					Alternator	
1117 AK	125 kW		04/84→12/98	☞ OM357.907; 55A	8EL 725 736-001	468
					Alternator	
				☞ OM357.907; 35A	8EL 731 715-001	472
					Alternator	
				03/94→; -12/98; ☞ OM357.906; 35A	8EL 731 715-001	472
					Alternator	
				03/94→; -12/98; ☞ OM357.902; 35A	8EL 731 715-001	472
					Alternator	
				☞ OM357.907; 80A	8EL 732 707-001	472
					Alternator	
				☞ OM357.907; 140A	8EL 737 364-001	474
					Alternator	
1117 K	116 - 125 kW		04/84→12/98	04/84→; -12/92; ☞ OM366.953; 35A	8EL 731 715-001	472
					Alternator	
				02/92→; -12/99; ☞ OM366.941; 35A	8EL 731 715-001	472
					Alternator	
				07/86→; -02/93; ☞ OM357.901; 35A	8EL 731 715-001	472
					Alternator	
				04/84→; -12/92; ☞ OM366.962; 35A	8EL 731 715-001	472
					Alternator	
1117 O,1117 LO	116 - 125 kW		01/84→12/98	03/93→; -12/99; ☞ OM366.971; 55A	8EL 725 736-001	468
					Alternator	
				03/93→; -12/99; ☞ OM356.949; 55A	8EL 725 736-001	468
					Alternator	
				03/93→; -12/99; ☞ OM357.919; 55A	8EL 725 736-001	468
					Alternator	
				03/93→; -12/99; ☞ OM357.919; 80A	8EL 732 707-001	472
					Alternator	
				03/93→; -12/99; ☞ OM356.949; 80A	8EL 732 707-001	472
					Alternator	
				03/93→; -12/99; ☞ OM366.971; 80A	8EL 732 707-001	472
					Alternator	
1117 S,1117 LS	116 - 125 kW		01/84→12/98	☞ OM357.918; 55A	8EL 725 736-001	468
					Alternator	
				04/84→; -12/92; ☞ OM366.953; 35A	8EL 731 715-001	472
					Alternator	
				02/92→; -12/99; ☞ OM366.941; 35A	8EL 731 715-001	472
					Alternator	
				03/94→; -12/99; ☞ OM357.918; 35A	8EL 731 715-001	472
					Alternator	
				10/84→; -12/92; ☞ OM366.962; 35A	8EL 731 715-001	472
					Alternator	
				03/94→; -12/99; ☞ OM357.901; 35A	8EL 731 715-001	472
					Alternator	

Manufacturer - Model	Power	Displ.	Year of Constr.	Remark	Part Number	Page
MERCEDES-BENZ - LK/LN2					01/84→12/98	
1120,1120 L	148 - 155 kW		01/84→12/98	06/94→; -12/99; ☉ OM357.920; 35A	8EL 731 715-001 Alternator	472
				06/84→; -02/93; ☉ OM366.988; 35A	8EL 731 715-001 Alternator	472
				02/92→; -12/98; ☉ OM356.986; 35A	8EL 731 715-001 Alternator	472
				06/94→; -12/99; ☉ OM357.927; 35A	8EL 731 715-001 Alternator	472
				06/94→; -12/99; ☉ OM357.932; 35A	8EL 731 715-001 Alternator	472
1120 AF	150 - 155 kW		02/87→12/98	02/87→; -12/92; ☉ OM366.994; 55A	8EL 725 736-001 Alternator	468
				08/84→; -02/93; ☉ OM366.992; 55A	8EL 725 736-001 Alternator	468
				10/92→; -12/99; ☉ OM356.994; 55A	8EL 725 736-001 Alternator	468
				10/92→; -12/99; ☉ OM356.995; 55A	8EL 725 736-001 Alternator	468
				08/84→; -02/93; ☉ OM366.992; 80A	8EL 732 707-001 Alternator	472
				10/92→; -12/99; ☉ OM356.994; 80A	8EL 732 707-001 Alternator	472
1120 F	150 - 155 kW		02/90→12/98	02/87→; -12/92; ☉ OM366.992; 55A	8EL 725 736-001 Alternator	468
				10/92→; -12/99; ☉ OM356.996; 55A	8EL 725 736-001 Alternator	468
				02/87→; -12/92; ☉ OM366.992; 80A	8EL 732 707-001 Alternator	472
				12/92→; -12/99; ☉ OM356.996; 80A	8EL 732 707-001 Alternator	472
1120 L	125 kW		08/84→12/98	08/84→; -02/93; ☉ OM366.962; 35A	8EL 731 715-001 Alternator	472
1120 O,1120 LO	150 - 155 kW		01/84→12/98	02/92→; -12/99; ☉ OM366.993; 55A	8EL 725 736-001 Alternator	468
				02/92→; -12/99; ☉ OM356.993; 55A	8EL 725 736-001 Alternator	468
				06/94→; -12/99; ☉ OM357.929; 35A	8EL 731 715-001 Alternator	472
1120 S,1120 LS	148 - 155 kW		01/84→12/98	06/94→; -12/99; ☉ OM357.920; 35A	8EL 731 715-001 Alternator	472
				06/84→; -02/93; ☉ OM366.988; 35A	8EL 731 715-001 Alternator	472
				02/92→; -12/99; ☉ OM356.986; 35A	8EL 731 715-001 Alternator	472
				06/94→; -12/99; ☉ OM357.927; 35A	8EL 731 715-001 Alternator	472
				06/94→; -12/99; ☉ OM357.932; 35A	8EL 731 715-001 Alternator	472
1124 AF	177 kW		03/92→12/98	☉ OM356.991; 55A	8EL 725 736-001 Alternator	468
				☉ OM356.983; 55A	8EL 725 736-001 Alternator	468
				☉ OM356.989; 55A	8EL 725 736-001 Alternator	468
				06/94→; -12/99; ☉ OM357.943; 55A	8EL 725 736-001 Alternator	468
				06/94→; -12/99; ☉ OM357.944; 55A	8EL 725 736-001 Alternator	468
				☉ OM356.991; 35A	8EL 731 715-001 Alternator	472
				☉ OM356.989; 35A	8EL 731 715-001 Alternator	472
				☉ OM356.983; 35A	8EL 731 715-001 Alternator	472
				☉ OM356.989; 80A	8EL 732 707-001 Alternator	472
				☉ OM356.983; 80A	8EL 732 707-001 Alternator	472
				☉ OM356.991; 80A	8EL 732 707-001 Alternator	472
				06/94→; -12/99; ☉ OM357.943; 80A	8EL 732 707-001 Alternator	472
				06/94→; -12/99; ☉ OM357.944; 80A	8EL 732 707-001 Alternator	472

Manufacturer - Model	Power	Displ.	Year of Constr.	Remark	Part Number	Page
MERCEDES-BENZ - LK/LN2					01/84→12/98	
1124 F	155 - 177 kW		03/92→12/98	☺ OM356.983; 55A	8EL 725 736-001 Alternator	468
				☺ OM356.979; 55A	8EL 725 736-001 Alternator	468
				06/94→; →12/99; ☺ OM357.942; 55A	8EL 725 736-001 Alternator	468
				06/94→; →12/99; ☺ OM357.933; 55A	8EL 725 736-001 Alternator	468
				☺ OM356.983; 35A	8EL 731 715-001 Alternator	472
				☺ OM356.979; 35A	8EL 731 715-001 Alternator	472
				☺ OM356.979; 80A	8EL 732 707-001 Alternator	472
				☺ OM356.983; 80A	8EL 732 707-001 Alternator	472
				06/94→; →12/99; ☺ OM357.933; 80A	8EL 732 707-001 Alternator	472
				06/94→; →12/99; ☺ OM357.942; 80A	8EL 732 707-001 Alternator	472
1214 A	100 kW		01/84→12/98	☺ OM366.913; 55A	8EL 725 736-001 Alternator	468
				☺ OM366.913; 80A	8EL 737 887-001 Alternator	475
1217 KO	125 kW		03/94→12/98	☺ OM357.918; 35A	8EL 731 715-001 Alternator	472
				☺ OM357.901; 35A	8EL 731 715-001 Alternator	472
1314	95 - 100 kW		07/84→12/98	07/84→; →10/86; ☺ OM366.914; 27A	8EL 725 626-001 Alternator	467
				07/84→; →10/86; ☺ OM366.907; 27A	8EL 725 626-001 Alternator	467
				12/92→; →12/99; ☺ OM356.910; 55A	8EL 725 736-001 Alternator	468
				12/86→; →02/93; ☺ OM366.907; 55A	8EL 725 736-001 Alternator	468
				12/86→; →02/93; ☺ OM366.914; 55A	8EL 725 736-001 Alternator	468
				11/86→; →02/91; ☺ OM366.914; 30A	8EL 725 858-001 Alternator	469
				11/86→; →02/91; ☺ OM366.907; 30A	8EL 725 858-001 Alternator	469
				12/92→; →12/99; ☺ OM356.910; 35A	8EL 731 715-001 Alternator	472
				03/91→; →02/93; ☺ OM366.914; 35A	8EL 731 715-001 Alternator	472
				03/91→; →02/93; ☺ OM366.907; 35A	8EL 731 715-001 Alternator	472
				12/92→; →12/99; ☺ OM356.910; 80A	8EL 732 707-001 Alternator	472
				10/88→; →02/93; ☺ OM366.907; 80A	8EL 732 707-001 Alternator	472
				10/88→; →02/93; ☺ OM366.914; 80A	8EL 732 707-001 Alternator	472
1314 AK	95 - 100 kW		06/87→12/98	12/92→; →12/99; ☺ OM356.909; 55A	8EL 725 736-001 Alternator	468
				06/87→; →02/93; ☺ OM366.937; 55A	8EL 725 736-001 Alternator	468
				06/87→; →02/93; ☺ OM366.918; 55A	8EL 725 736-001 Alternator	468
				06/87→; →02/91; ☺ OM366.937; 30A	8EL 725 858-001 Alternator	469
				06/87→; →02/91; ☺ OM366.918; 30A	8EL 725 858-001 Alternator	469
				03/91→; →02/93; ☺ OM366.918; 35A	8EL 731 715-001 Alternator	472
				12/92→; →12/99; ☺ OM356.909; 35A	8EL 731 715-001 Alternator	472
				03/91→; →02/93; ☺ OM366.937; 35A	8EL 731 715-001 Alternator	472
				12/92→; →12/99; ☺ OM356.909; 80A	8EL 732 707-001 Alternator	472
				06/87→; →02/93; ☺ OM366.918; 80A	8EL 732 707-001 Alternator	472

Manufacturer - Model	Power	Displ.	Year of Constr.	Remark	Part Number	Page
MERCEDES-BENZ - LK/LN2					01/84→12/98	
1314 AK	95 - 100 kW		06/87→12/98	06/87→; -02/93; ⚡ OM366.937; 80A	8EL 732 707-001 Alternator	472
1314 K	95 - 100 kW		07/84→12/98	07/84→; -10/86; ⚡ OM366.914; 27A	8EL 725 626-001 Alternator	467
				07/84→; -10/86; ⚡ OM366.907; 27A	8EL 725 626-001 Alternator	467
				12/92→; -12/99; ⚡ OM356.909; 55A	8EL 725 736-001 Alternator	468
				12/86→; -02/93; ⚡ OM366.907; 55A	8EL 725 736-001 Alternator	468
				12/86→; -02/93; ⚡ OM366.914; 55A	8EL 725 736-001 Alternator	468
				11/86→; -02/91; ⚡ OM366.914; 30A	8EL 725 858-001 Alternator	469
				11/86→; -02/91; ⚡ OM366.907; 30A	8EL 725 858-001 Alternator	469
				12/92→; -12/99; ⚡ OM356.909; 35A	8EL 731 715-001 Alternator	472
				03/91→; -02/93; ⚡ OM366.914; 35A	8EL 731 715-001 Alternator	472
				03/91→; -02/93; ⚡ OM366.907; 35A	8EL 731 715-001 Alternator	472
				12/92→; -12/99; ⚡ OM356.909; 80A	8EL 732 707-001 Alternator	472
				10/88→; -02/93; ⚡ OM366.907; 80A	8EL 732 707-001 Alternator	472
				10/88→; -02/93; ⚡ OM366.914; 80A	8EL 732 707-001 Alternator	472
				1314 KO	95 - 100 kW	
12/92→; -09/95; ⚡ OM356.908; 35A	8EL 731 715-001 Alternator	472				
1317,1317 L	116 - 125 kW		01/84→12/98	08/84→; -10/86; ⚡ OM366.953; 27A	8EL 725 626-001 Alternator	467
				08/84→; -10/86; ⚡ OM366.946; 27A	8EL 725 626-001 Alternator	467
				12/92→; -12/99; ⚡ OM356.944; 55A	8EL 725 736-001 Alternator	468
				12/86→; -02/93; ⚡ OM366.953; 55A	8EL 725 736-001 Alternator	468
				03/94→; -12/98; ⚡ OM357.961; 55A	8EL 725 736-001 Alternator	468
				03/94→; -12/98; ⚡ OM366.962; 55A	8EL 725 736-001 Alternator	468
				12/86→; -02/93; ⚡ OM366.946; 55A	8EL 725 736-001 Alternator	468
				03/94→; -12/99; ⚡ OM357.902; 55A	8EL 725 736-001 Alternator	468
				11/86→; -02/91; ⚡ OM366.953; 30A	8EL 725 858-001 Alternator	469
				11/86→; -02/91; ⚡ OM366.946; 30A	8EL 725 858-001 Alternator	469
				03/94→; -12/98; ⚡ OM366.962; 35A	8EL 731 715-001 Alternator	472
				03/91→; -02/93; ⚡ OM366.953; 35A	8EL 731 715-001 Alternator	472
				03/91→; -02/93; ⚡ OM366.946; 35A	8EL 731 715-001 Alternator	472
				03/94→; -12/98; ⚡ OM357.961; 35A	8EL 731 715-001 Alternator	472
				12/92→; -12/99; ⚡ OM356.944; 35A	8EL 731 715-001 Alternator	472
				03/94→; -12/99; ⚡ OM357.902; 35A	8EL 731 715-001 Alternator	472
				10/88→; -02/93; ⚡ OM366.953; 80A	8EL 732 707-001 Alternator	472
				03/94→; -12/98; ⚡ OM357.961; 80A	8EL 732 707-001 Alternator	472
				10/88→; -02/93; ⚡ OM366.946; 80A	8EL 732 707-001 Alternator	472
				03/94→; -12/98; ⚡ OM366.962; 80A	8EL 732 707-001 Alternator	472
03/94→; -12/99; ⚡ OM357.902; 80A	8EL 732 707-001 Alternator	472				

Manufacturer - Model	Power	Displ.	Year of Constr.	Remark	Part Number	Page
MERCEDES-BENZ - LK/LN2					01/84→12/98	
1317,1317 L	116 - 125 kW		01/84→12/98	12/92→; -12/99; ⚡ OM356.944; 80A	8EL 732 707-001 Alternator	472
1317,1317 L	125 kW		03/96→12/98		5DR 009 728-441 Alternator Regulator	477
1517,1517 L	125 kW		03/96→12/98			
1517 K	125 kW		03/96→12/98	⚡ OM904.907; 80A	8EL 732 707-001 Alternator	472
1317 AK	116 - 125 kW		08/84→12/98	08/84→; -10/86; ⚡ OM366.944; 27A	8EL 725 626-001 Alternator	467
				12/86→; -02/93; ⚡ OM366.944; 55A	8EL 725 736-001 Alternator	468
				12/92→; -12/99; ⚡ OM356.945; 55A	8EL 725 736-001 Alternator	468
				03/94→; -12/99; ⚡ OM357.907; 55A	8EL 725 736-001 Alternator	468
				11/86→; -02/91; ⚡ OM366.944; 30A	8EL 725 858-001 Alternator	469
				06/87→; -02/93; ⚡ OM366.966; 35A	8EL 731 715-001 Alternator	472
				08/84→; -02/93; ⚡ OM366.944; 35A	8EL 731 715-001 Alternator	472
				12/92→; -12/99; ⚡ OM356.945; 35A	8EL 731 715-001 Alternator	472
				03/94→; -12/99; ⚡ OM357.907; 35A	8EL 731 715-001 Alternator	472
				10/88→; -02/93; ⚡ OM366.944; 80A	8EL 732 707-001 Alternator	472
				03/94→; -12/99; ⚡ OM357.907; 80A	8EL 732 707-001 Alternator	472
				12/92→; -12/99; ⚡ OM356.945; 80A	8EL 732 707-001 Alternator	472
				1317 AK	155 kW	
1317 K	125 kW		07/84→12/98	07/84→; -10/86; ⚡ OM366.962; 27A	8EL 725 626-001 Alternator	467
				12/86→; -02/93; ⚡ OM366.962; 55A	8EL 725 736-001 Alternator	468
				03/94→; -12/98; ⚡ OM357.961; 55A	8EL 725 736-001 Alternator	468
				03/94→; -12/98; ⚡ OM357.902; 55A	8EL 725 736-001 Alternator	468
				11/86→; -02/91; ⚡ OM366.962; 30A	8EL 725 858-001 Alternator	469
				07/84→; -02/93; ⚡ OM366.962; 35A	8EL 731 715-001 Alternator	472
				03/94→; -12/98; ⚡ OM357.961; 35A	8EL 731 715-001 Alternator	472
				03/94→; -12/98; ⚡ OM357.902; 35A	8EL 731 715-001 Alternator	472
				03/94→; -12/98; ⚡ OM357.961; 80A	8EL 732 707-001 Alternator	472
				03/94→; -12/98; ⚡ OM357.902; 80A	8EL 732 707-001 Alternator	472
				10/88→; -02/93; ⚡ OM366.962; 80A	8EL 732 707-001 Alternator	472
1317 K	125 kW		03/96→12/98		5DR 009 728-441 Alternator Regulator	477
1317 KO	125 kW		03/96→12/98			
1317 LS	125 kW		03/96→12/98	⚡ OM904.907; 80A	8EL 732 707-001 Alternator	472
				⚡ OM904.907; 80A	8EL 737 989-001 Alternator	475
1317 KO	116 - 125 kW		03/94→12/98	⚡ OM357.962; 55A	8EL 725 736-001 Alternator	468
				⚡ OM357.903; 55A	8EL 725 736-001 Alternator	468
				⚡ OM357.903; 35A	8EL 731 715-001 Alternator	472
				⚡ OM357.962; 35A	8EL 731 715-001 Alternator	472
				⚡ OM357.962; 80A	8EL 732 707-001 Alternator	472
				⚡ OM357.903; 80A	8EL 732 707-001 Alternator	472
1317 S,1317 LS	116 - 125 kW		01/84→12/98	08/84→; -10/86; ⚡ OM366.953; 27A	8EL 725 626-001 Alternator	467

Manufacturer - Model	Power	Displ.	Year of Constr.	Remark	Part Number	Page
MERCEDES-BENZ - LK/LN2					01/84→12/98	
1317 S,1317 LS	116 - 125 kW		01/84→12/98	08/84→; →10/86; ⚡ OM366.946; 27A	8EL 725 626-001 Alternator	467
				08/84→; →10/86; ⚡ OM366.962; 27A	8EL 725 626-001 Alternator	467
				12/92→; →12/99; ⚡ OM356.944; 55A	8EL 725 736-001 Alternator	468
				12/86→; →02/93; ⚡ OM366.946; 55A	8EL 725 736-001 Alternator	468
				03/94→; →12/99; ⚡ OM357.902; 55A	8EL 725 736-001 Alternator	468
				12/86→; →02/93; ⚡ OM366.953; 55A	8EL 725 736-001 Alternator	468
				12/86→; →12/98; ⚡ OM366.962; 55A	8EL 725 736-001 Alternator	468
				03/94→; →12/98; ⚡ OM357.961; 55A	8EL 725 736-001 Alternator	468
				11/86→; →02/91; ⚡ OM366.953; 30A	8EL 725 858-001 Alternator	469
				11/86→; →02/91; ⚡ OM366.946; 30A	8EL 725 858-001 Alternator	469
				11/86→; →02/91; ⚡ OM366.962; 30A	8EL 725 858-001 Alternator	469
				03/91→; →12/98; ⚡ OM366.962; 35A	8EL 731 715-001 Alternator	472
				03/91→; →02/93; ⚡ OM366.953; 35A	8EL 731 715-001 Alternator	472
				03/91→; →02/93; ⚡ OM366.946; 35A	8EL 731 715-001 Alternator	472
				12/92→; →12/99; ⚡ OM356.944; 35A	8EL 731 715-001 Alternator	472
				03/94→; →12/98; ⚡ OM357.961; 35A	8EL 731 715-001 Alternator	472
				03/94→; →12/99; ⚡ OM357.902; 35A	8EL 731 715-001 Alternator	472
				10/88→; →12/98; ⚡ OM366.962; 80A	8EL 732 707-001 Alternator	472
				12/92→; →12/99; ⚡ OM356.944; 80A	8EL 732 707-001 Alternator	472
				10/88→; →02/93; ⚡ OM366.953; 80A	8EL 732 707-001 Alternator	472
				03/94→; →12/98; ⚡ OM357.961; 80A	8EL 732 707-001 Alternator	472
				03/94→; →12/99; ⚡ OM357.902; 80A	8EL 732 707-001 Alternator	472
				10/88→; →02/93; ⚡ OM366.946; 80A	8EL 732 707-001 Alternator	472
				1320,1320 L	125 kW	
03/85→; →02/93; ⚡ OM366.966; 35A	8EL 731 715-001 Alternator	472				
1320,1320 L	148 - 155 kW		01/84→12/98	10/84→; →10/86; ⚡ OM366.988; 27A	8EL 725 626-001 Alternator	467
				10/84→; →10/86; ⚡ OM366.997; 27A	8EL 725 626-001 Alternator	467
				10/84→; →10/86; ⚡ OM366.992; 27A	8EL 725 626-001 Alternator	467
				12/86→; →02/93; ⚡ OM366.992; 55A	8EL 725 736-001 Alternator	468
				12/86→; →02/93; ⚡ OM366.997; 55A	8EL 725 736-001 Alternator	468
				12/86→; →02/93; ⚡ OM366.988; 55A	8EL 725 736-001 Alternator	468
				03/94→; →12/98; ⚡ OM357.932; 55A	8EL 725 736-001 Alternator	468
				12/92→; →12/98; ⚡ OM356.992; 55A	8EL 725 736-001 Alternator	468
				03/94→; →12/98; ⚡ OM357.921; 55A	8EL 725 736-001 Alternator	468
				11/86→; →02/91; ⚡ OM366.988; 30A	8EL 725 858-001 Alternator	469
				11/86→; →02/91; ⚡ OM366.992; 30A	8EL 725 858-001 Alternator	469
				11/86→; →02/91; ⚡ OM366.997; 30A	8EL 725 858-001 Alternator	469

Manufacturer - Model	Power	Displ.	Year of Constr.	Remark	Part Number	Page
MERCEDES-BENZ - LK/LN2					01/84→12/98	
1320,1320 L	148 - 155 kW		01/84→12/98	10/84→; -02/93; ⚡ OM366.980; 35A	8EL 731 715-001 Alternator	472
				03/91→; -02/93; ⚡ OM366.988; 35A	8EL 731 715-001 Alternator	472
				12/92→; -12/98; ⚡ OM356.992; 35A	8EL 731 715-001 Alternator	472
				03/91→; -02/93; ⚡ OM366.997; 35A	8EL 731 715-001 Alternator	472
				03/94→; -12/98; ⚡ OM357.921; 35A	8EL 731 715-001 Alternator	472
				03/94→; -12/98; ⚡ OM357.932; 35A	8EL 731 715-001 Alternator	472
				03/91→; -02/93; ⚡ OM366.992; 35A	8EL 731 715-001 Alternator	472
				12/92→; -12/98; ⚡ OM356.992; 80A	8EL 732 707-001 Alternator	472
				03/94→; -12/98; ⚡ OM357.932; 80A	8EL 732 707-001 Alternator	472
				10/88→; -02/93; ⚡ OM366.997; 80A	8EL 732 707-001 Alternator	472
				10/88→; -02/93; ⚡ OM366.988; 80A	8EL 732 707-001 Alternator	472
				03/94→; -12/98; ⚡ OM357.921; 80A	8EL 732 707-001 Alternator	472
				10/88→; -02/93; ⚡ OM366.992; 80A	8EL 732 707-001 Alternator	472
1320 AK	155 kW		12/92→12/98	⚡ OM356.995; 55A	8EL 725 736-001 Alternator	468
				⚡ OM356.995; 35A	8EL 731 715-001 Alternator	472
				⚡ OM356.995; 80A	8EL 732 707-001 Alternator	472
1320 L	177 kW		12/92→12/98	⚡ OM356.983; 55A	8EL 725 736-001 Alternator	468
				⚡ OM356.983; 35A	8EL 731 715-001 Alternator	472
				⚡ OM356.983; 80A	8EL 732 707-001 Alternator	472
1320 S,1320 LS	148 - 155 kW		01/84→12/98	03/85→; -10/86; ⚡ OM366.992; 27A	8EL 725 626-001 Alternator	467
				10/84→; -10/86; ⚡ OM366.997; 27A	8EL 725 626-001 Alternator	467
				10/84→; -10/86; ⚡ OM366.988; 27A	8EL 725 626-001 Alternator	467
				12/86→; -02/93; ⚡ OM366.997; 55A	8EL 725 736-001 Alternator	468
				12/86→; -02/92; ⚡ OM366.992; 55A	8EL 725 736-001 Alternator	468
				12/86→; -02/93; ⚡ OM366.988; 55A	8EL 725 736-001 Alternator	468
				03/94→; -12/99; ⚡ OM357.932; 55A	8EL 725 736-001 Alternator	468
				03/94→; -12/99; ⚡ OM357.921; 55A	8EL 725 736-001 Alternator	468
				12/92→; -12/99; ⚡ OM356.992; 55A	8EL 725 736-001 Alternator	468
				11/86→; -02/91; ⚡ OM366.988; 30A	8EL 725 858-001 Alternator	469
				11/86→; -02/91; ⚡ OM366.997; 30A	8EL 725 858-001 Alternator	469
				11/86→; -02/91; ⚡ OM366.992; 30A	8EL 725 858-001 Alternator	469
				10/84→; -02/93; ⚡ OM366.980; 35A	8EL 731 715-001 Alternator	472
				03/91→; -02/92; ⚡ OM366.992; 35A	8EL 731 715-001 Alternator	472
				03/91→; -02/93; ⚡ OM366.988; 35A	8EL 731 715-001 Alternator	472
				03/94→; -12/99; ⚡ OM357.921; 35A	8EL 731 715-001 Alternator	472
				03/91→; -02/93; ⚡ OM366.997; 35A	8EL 731 715-001 Alternator	472
03/94→; -12/99; ⚡ OM357.932; 35A	8EL 731 715-001 Alternator	472				

Manufacturer - Model	Power	Displ.	Year of Constr.	Remark	Part Number	Page
MERCEDES-BENZ - LK/LN2					01/84→12/98	
1320 S,1320 LS	148 - 155 kW		01/84→12/98	12/92→; -12/99; ☼ OM356.992; 35A	8EL 731 715-001 Alternator	472
				12/92→; -12/99; ☼ OM356.992; 80A	8EL 732 707-001 Alternator	472
				03/94→; -12/99; ☼ OM357.921; 80A	8EL 732 707-001 Alternator	472
				10/88→; -02/93; ☼ OM366.988; 80A	8EL 732 707-001 Alternator	472
				10/88→; -02/93; ☼ OM366.997; 80A	8EL 732 707-001 Alternator	472
				10/88→; -02/92; ☼ OM366.992; 80A	8EL 732 707-001 Alternator	472
				03/94→; -12/99; ☼ OM357.932; 80A	8EL 732 707-001 Alternator	472
1324,1324 L	170 - 177 kW		01/84→12/98	03/94→; -02/01; ☼ OM356.983; 55A	8EL 725 736-001 Alternator	468
				03/94→; -12/98; ☼ OM357.940; 55A	8EL 725 736-001 Alternator	468
				03/94→; -12/98; ☼ OM357.948; 55A	8EL 725 736-001 Alternator	468
				03/94→; -02/01; ☼ OM356.983; 35A	8EL 731 715-001 Alternator	472
				03/91→; -02/01; ☼ OM366.999; 35A	8EL 731 715-001 Alternator	472
				03/94→; -12/98; ☼ OM357.948; 35A	8EL 731 715-001 Alternator	472
				03/94→; -12/98; ☼ OM357.940; 35A	8EL 731 715-001 Alternator	472
				03/94→; -02/01; ☼ OM356.983; 80A	8EL 732 707-001 Alternator	472
				03/94→; -12/98; ☼ OM357.948; 80A	8EL 732 707-001 Alternator	472
				03/94→; -12/98; ☼ OM357.940; 80A	8EL 732 707-001 Alternator	472
				1324 L	150 kW	
☼ OM366.997; 35A	8EL 731 715-001 Alternator	472				
1324 S,1324 LS	170 - 177 kW		01/84→12/98	03/94→; -12/98; ☼ OM357.940; 55A	8EL 725 736-001 Alternator	468
				03/94→; -12/98; ☼ OM357.948; 55A	8EL 725 736-001 Alternator	468
				01/91→; -02/01; ☼ OM356.983; 55A	8EL 725 736-001 Alternator	468
				01/91→; -02/01; ☼ OM356.983; 30A	8EL 725 858-001 Alternator	469
				03/94→; -12/98; ☼ OM357.940; 35A	8EL 731 715-001 Alternator	472
				03/91→; -02/01; ☼ OM356.983; 35A	8EL 731 715-001 Alternator	472
				01/91→; -02/01; ☼ OM366.999; 35A	8EL 731 715-001 Alternator	472
				03/94→; -12/98; ☼ OM357.948; 35A	8EL 731 715-001 Alternator	472
				01/91→; -02/01; ☼ OM356.983; 80A	8EL 732 707-001 Alternator	472
				03/94→; -12/98; ☼ OM357.948; 80A	8EL 732 707-001 Alternator	472
				03/94→; -12/98; ☼ OM357.940; 80A	8EL 732 707-001 Alternator	472
1514,1514 L	95 - 100 kW		01/84→12/98	12/92→; -12/99; ☼ OM356.908; 55A	8EL 725 736-001 Alternator	468
				01/89→; -12/92; ☼ OM366.936; 55A	8EL 725 736-001 Alternator	468
				01/89→; -12/92; ☼ OM366.936; 30A	8EL 725 858-001 Alternator	469
				12/92→; -12/99; ☼ OM356.908; 35A	8EL 731 715-001 Alternator	472
				01/89→; -12/92; ☼ OM366.936; 35A	8EL 731 715-001 Alternator	472
				01/89→; -12/92; ☼ OM366.936; 80A	8EL 732 707-001 Alternator	472
				12/92→; -12/99; ☼ OM356.908; 80A	8EL 732 707-001 Alternator	472

Manufacturer - Model	Power	Displ.	Year of Constr.	Remark	Part Number	Page
MERCEDES-BENZ - LK/LN2						01/84→12/98
1514 K	95 - 100 kW		01/89→12/98	01/89→; -12/92; ⚡ OM356.908; 55A	8EL 725 736-001 Alternator	468
				01/89→; -12/92; ⚡ OM366.936; 55A	8EL 725 736-001 Alternator	468
				01/89→; -12/92; ⚡ OM356.908; 80A	8EL 732 707-001 Alternator	472
				01/89→; -12/92; ⚡ OM366.936; 80A	8EL 732 707-001 Alternator	472
1517,1517 L	116 - 125 kW		01/84→12/98	01/89→; -12/92; ⚡ OM366.979; 55A	8EL 725 736-001 Alternator	468
				10/88→; -12/92; ⚡ OM356.946; 55A	8EL 725 736-001 Alternator	468
				01/89→; -12/92; ⚡ OM366.945; 55A	8EL 725 736-001 Alternator	468
				03/94→; -12/98; ⚡ OM357.963; 55A	8EL 725 736-001 Alternator	468
				03/94→; -12/99; ⚡ OM357.962; 55A	8EL 725 736-001 Alternator	468
				03/94→; -12/98; ⚡ OM357.903; 55A	8EL 725 736-001 Alternator	468
				12/92→; -12/99; ⚡ OM356.953; 55A	8EL 725 736-001 Alternator	468
				10/88→; -12/92; ⚡ OM356.946; 35A	8EL 731 715-001 Alternator	472
				01/89→; -12/92; ⚡ OM366.945; 35A	8EL 731 715-001 Alternator	472
				01/89→; -12/92; ⚡ OM366.979; 35A	8EL 731 715-001 Alternator	472
				03/94→; -12/99; ⚡ OM357.962; 35A	8EL 731 715-001 Alternator	472
				12/92→; -12/99; ⚡ OM356.953; 35A	8EL 731 715-001 Alternator	472
				03/94→; -12/98; ⚡ OM357.963; 35A	8EL 731 715-001 Alternator	472
				03/94→; -12/98; ⚡ OM357.903; 35A	8EL 731 715-001 Alternator	472
				12/92→; -12/99; ⚡ OM356.953; 80A	8EL 732 707-001 Alternator	472
				10/88→; -12/92; ⚡ OM356.946; 80A	8EL 732 707-001 Alternator	472
				03/94→; -12/99; ⚡ OM357.962; 80A	8EL 732 707-001 Alternator	472
				03/94→; -12/98; ⚡ OM357.963; 80A	8EL 732 707-001 Alternator	472
				03/94→; -12/98; ⚡ OM357.903; 80A	8EL 732 707-001 Alternator	472
				01/89→; -12/92; ⚡ OM366.945; 80A	8EL 732 707-001 Alternator	472
01/89→; -12/92; ⚡ OM366.979; 80A	8EL 732 707-001 Alternator	472				
1517 K	116 - 125 kW		01/89→12/98	12/92→; -12/98; ⚡ OM356.946; 55A	8EL 725 736-001 Alternator	468
				01/89→; -12/92; ⚡ OM366.945; 55A	8EL 725 736-001 Alternator	468
				01/89→; -12/92; ⚡ OM366.979; 55A	8EL 725 736-001 Alternator	468
				03/94→; -12/99; ⚡ OM357.963; 55A	8EL 725 736-001 Alternator	468
				03/94→; -12/98; ⚡ OM357.903; 55A	8EL 725 736-001 Alternator	468
				12/92→; -12/98; ⚡ OM356.953; 55A	8EL 725 736-001 Alternator	468
				01/89→; -12/92; ⚡ OM366.945; 35A	8EL 731 715-001 Alternator	472
				01/89→; -12/92; ⚡ OM366.979; 35A	8EL 731 715-001 Alternator	472
				03/94→; -12/98; ⚡ OM357.903; 35A	8EL 731 715-001 Alternator	472
				12/92→; -12/98; ⚡ OM356.946; 35A	8EL 731 715-001 Alternator	472
				03/94→; -12/99; ⚡ OM357.963; 35A	8EL 731 715-001 Alternator	472
				12/92→; -12/98; ⚡ OM356.953; 35A	8EL 731 715-001 Alternator	472

Manufacturer - Model	Power	Displ.	Year of Constr.	Remark	Part Number	Page				
MERCEDES-BENZ - LK/LN2					01/84→12/98					
1517 K	116 - 125 kW		01/89→12/98	01/89→; -12/92; ⚡ OM366.945; 80A	8EL 732 707-001 Alternator	472				
				01/89→; -12/92; ⚡ OM366.979; 80A	8EL 732 707-001 Alternator	472				
				12/92→; -12/98; ⚡ OM356.953; 80A	8EL 732 707-001 Alternator	472				
				12/92→; -12/98; ⚡ OM356.946; 80A	8EL 732 707-001 Alternator	472				
				03/94→; -12/98; ⚡ OM357.903; 80A	8EL 732 707-001 Alternator	472				
				03/94→; -12/99; ⚡ OM357.963; 80A	8EL 732 707-001 Alternator	472				
1520,1520 L	150 - 155 kW		01/84→12/98	03/94→; -12/99; ⚡ OM357.930; 55A	8EL 725 736-001 Alternator	468				
				03/94→; -12/99; ⚡ OM357.922; 55A	8EL 725 736-001 Alternator	468				
				12/92→; -12/99; ⚡ OM356.990; 55A	8EL 725 736-001 Alternator	468				
				⚡ OM366.995; 55A	8EL 725 736-001 Alternator	468				
				01/89→; -12/92; ⚡ OM366.995; 55A	8EL 725 736-001 Alternator	468				
				03/94→; -12/99; ⚡ OM357.922; 35A	8EL 731 715-001 Alternator	472				
				01/89→; -12/92; ⚡ OM366.995; 35A	8EL 731 715-001 Alternator	472				
				⚡ OM366.995; 35A	8EL 731 715-001 Alternator	472				
				03/94→; -12/99; ⚡ OM357.930; 35A	8EL 731 715-001 Alternator	472				
				12/92→; -12/99; ⚡ OM356.990; 35A	8EL 731 715-001 Alternator	472				
				03/94→; -12/99; ⚡ OM357.922; 80A	8EL 732 707-001 Alternator	472				
				03/94→; -12/99; ⚡ OM357.930; 80A	8EL 732 707-001 Alternator	472				
				01/89→; -12/92; ⚡ OM366.995; 80A	8EL 732 707-001 Alternator	472				
				12/92→; -12/99; ⚡ OM356.990; 80A	8EL 732 707-001 Alternator	472				
				⚡ OM366.995; 80A	8EL 732 707-001 Alternator	472				
				⚡ OM366.995; 140A	8EL 737 364-001 Alternator	474				
				1524,1524 L	170 - 177 kW		01/84→12/98	02/91→; -12/98; ⚡ OM357.947; 55A	8EL 725 736-001 Alternator	468
								02/91→; -12/98; ⚡ OM357.941; 55A	8EL 725 736-001 Alternator	468
02/91→; -02/01; ⚡ OM356.999; 55A	8EL 725 736-001 Alternator	468								
02/91→; -02/01; ⚡ OM366.999; 55A	8EL 725 736-001 Alternator	468								
02/91→; -12/98; ⚡ OM357.947; 35A	8EL 731 715-001 Alternator	472								
02/91→; -02/01; ⚡ OM366.999; 35A	8EL 731 715-001 Alternator	472								
02/91→; -02/01; ⚡ OM356.999; 35A	8EL 731 715-001 Alternator	472								
02/91→; -12/98; ⚡ OM357.941; 35A	8EL 731 715-001 Alternator	472								
02/91→; -02/01; ⚡ OM356.999; 80A	8EL 732 707-001 Alternator	472								
02/91→; -02/01; ⚡ OM366.999; 80A	8EL 732 707-001 Alternator	472								
02/91→; -12/98; ⚡ OM357.941; 80A	8EL 732 707-001 Alternator	472								
02/91→; -12/98; ⚡ OM357.947; 80A	8EL 732 707-001 Alternator	472								

Manufacturer - Model	Power	Displ.	Year of Constr.	Remark	Part Number	Page
MERCEDES-BENZ - LK/LN2					01/84→12/98	
1724	170 kW		01/84→12/98	01/84→; →10/86; ⚡ OM366.999; 27A	8EL 725 626-001 Alternator	467
				11/86→; →12/98; ⚡ OM366.999; 55A	8EL 725 736-001 Alternator	468
				11/86→; →02/91; ⚡ OM366.999; 30A	8EL 725 858-001 Alternator	469
				03/91→; →12/98; ⚡ OM366.999; 35A	8EL 731 715-001 Alternator	472
				11/86→; →12/98; ⚡ OM366.999; 80A	8EL 732 707-001 Alternator	472
2020 L	148 - 150 kW		01/84→12/98	03/91→; →12/98; ⚡ OM366.995; 55A	8EL 725 736-001 Alternator	468
				01/84→; →02/91; ⚡ OM366.995; 30A	8EL 725 858-001 Alternator	469
				03/91→; →12/98; ⚡ OM366.995; 35A	8EL 731 715-001 Alternator	472
				03/91→; →12/98; ⚡ OM366.995; 80A	8EL 732 707-001 Alternator	472
2024 L	177 kW		01/84→12/98	⚡ OM357.947; 55A	8EL 725 736-001 Alternator	468
				⚡ OM357.941; 55A	8EL 725 736-001 Alternator	468
				⚡ OM356.999; 55A	8EL 725 736-001 Alternator	468
				⚡ OM357.947; 35A	8EL 731 715-001 Alternator	472
				⚡ OM356.999; 35A	8EL 731 715-001 Alternator	472
				⚡ OM357.941; 35A	8EL 731 715-001 Alternator	472
				⚡ OM356.999; 80A	8EL 732 707-001 Alternator	472
				⚡ OM357.947; 80A	8EL 732 707-001 Alternator	472
709	63 - 66 kW		03/84→12/98	03/84→; →10/86; ⚡ OM364.907; 27A	8EL 725 626-001 Alternator	467
				03/84→; →10/86; ⚡ OM364.918; 27A	8EL 725 626-001 Alternator	467
				11/86→; →02/93; ⚡ OM364.907; 55A	8EL 725 736-001 Alternator	468
				11/86→; ⚡ OM364.918; 55A	8EL 725 736-001 Alternator	468
				11/86→; →02/91; ⚡ OM364.907; 30A	8EL 725 858-001 Alternator	469
				11/86→; →02/91; ⚡ OM364.918; 30A	8EL 725 858-001 Alternator	469
				03/91→; ⚡ OM364.918; 35A	8EL 731 715-001 Alternator	472
				03/91→; →02/93; ⚡ OM364.907; 35A	8EL 731 715-001 Alternator	472
				10/88→; →02/93; ⚡ OM364.907; 80A	8EL 732 707-001 Alternator	472
				10/88→; ⚡ OM364.918; 80A	8EL 732 707-001 Alternator	472
709 K	63 - 66 kW		03/84→10/90	⚡ OM364.907; 27A	8EL 725 626-001 Alternator	467
				⚡ OM364.918; 27A	8EL 725 626-001 Alternator	467
				11/86→; →10/90; ⚡ OM364.907; 55A	8EL 725 736-001 Alternator	468
				11/86→; →10/90; ⚡ OM364.918; 55A	8EL 725 736-001 Alternator	468
				11/86→; →10/90; ⚡ OM364.918; 30A	8EL 725 858-001 Alternator	469
				11/86→; →10/90; ⚡ OM364.907; 30A	8EL 725 858-001 Alternator	469
				10/88→; →10/90; ⚡ OM364.907; 80A	8EL 732 707-001 Alternator	472
				10/88→; →10/90; ⚡ OM364.918; 80A	8EL 732 707-001 Alternator	472

Manufacturer - Model	Power	Displ.	Year of Constr.	Remark	Part Number	Page
MERCEDES-BENZ - LK/LN2					01/84→12/98	
711 811	77 kW		03/94→12/98	☺ OM354.900; 55A	8EL 725 736-001 Alternator	468
	77 kW		03/94→12/98	☺ OM354.900; 35A	8EL 731 715-001 Alternator	472
				☺ OM354.900; 80A	8EL 732 707-001 Alternator	472
711 811	90 kW		03/96→12/98		5DR 009 728-441 Alternator Regulator	477
	90 kW		03/96→12/98	☺ OM904.905; 80A	8EL 737 887-001 Alternator	475
				☺ OM904.905; 80A	8EL 737 989-001 Alternator	475
809	63 - 66 kW		03/84→12/98	03/84→; -10/86; ☺ OM364.907; 27A	8EL 725 626-001 Alternator	467
				03/84→; -10/86; ☺ OM364.918; 27A	8EL 725 626-001 Alternator	467
				11/86→; -02/93; ☺ OM364.907; 55A	8EL 725 736-001 Alternator	468
				12/86→; -12/98; ☺ OM364.918; 55A	8EL 725 736-001 Alternator	468
				11/86→; -02/91; ☺ OM364.918; 30A	8EL 725 858-001 Alternator	469
				11/86→; -02/91; ☺ OM364.907; 30A	8EL 725 858-001 Alternator	469
				03/91→; -02/93; ☺ OM364.907; 35A	8EL 731 715-001 Alternator	472
				03/91→; -12/98; ☺ OM364.918; 35A	8EL 731 715-001 Alternator	472
				10/88→; -12/98; ☺ OM364.918; 80A	8EL 732 707-001 Alternator	472
				10/88→; -02/93; ☺ OM364.907; 80A	8EL 732 707-001 Alternator	472
809 K	63 - 66 kW		03/84→12/98	03/84→; -10/86; ☺ OM364.907; 27A	8EL 725 626-001 Alternator	467
				11/86→; -02/93; ☺ OM364.907; 55A	8EL 725 736-001 Alternator	468
				02/92→; -12/98; ☺ OM364.918; 55A	8EL 725 736-001 Alternator	468
				11/86→; -02/91; ☺ OM364.907; 30A	8EL 725 858-001 Alternator	469
				03/91→; -02/93; ☺ OM364.907; 35A	8EL 731 715-001 Alternator	472
				02/92→; -12/98; ☺ OM364.918; 35A	8EL 731 715-001 Alternator	472
				02/92→; -12/98; ☺ OM364.918; 80A	8EL 732 707-001 Alternator	472
				10/88→; -02/93; ☺ OM364.907; 80A	8EL 732 707-001 Alternator	472
811 K	77 kW		03/94→12/98		5DR 009 728-441 Alternator Regulator	477
				☺ OM904.905; 55A	8EL 725 736-001 Alternator	468
				☺ OM354.900; 55A	8EL 725 736-001 Alternator	468
				☺ OM904.905; 35A	8EL 731 715-001 Alternator	472
				☺ OM354.900; 35A	8EL 731 715-001 Alternator	472
				☺ OM904.905; 80A	8EL 732 707-001 Alternator	472
				☺ OM354.900; 80A	8EL 732 707-001 Alternator	472
				☺ OM904.905; 80A	8EL 737 989-001 Alternator	475
811 K	90 kW		03/96→12/98		5DR 009 728-441 Alternator Regulator	477
				☺ OM904.905; 80A	8EL 737 887-001 Alternator	475
814,814L	95 - 100 kW		01/84→12/98	03/84→; -10/86; ☺ OM366.907; 27A	8EL 725 626-001 Alternator	467
				03/84→; -10/86; ☺ OM366.906; 27A	8EL 725 626-001 Alternator	467
				03/84→; -10/86; ☺ OM366.905; 27A	8EL 725 626-001 Alternator	467

Manufacturer - Model	Power	Displ.	Year of Constr.	Remark	Part Number	Page
MERCEDES-BENZ - LK/LN2					01/84→12/98	
814,814L	95 - 100 kW		01/84→12/98	12/86→; -02/93; ⚙️ OM366.906; 55A	8EL 725 736-001 Alternator	468
				02/92→; ⚙️ OM356.901; 55A	8EL 725 736-001 Alternator	468
				02/92→; -12/98; ⚙️ OM356.902; 55A	8EL 725 736-001 Alternator	468
				12/86→; -02/93; ⚙️ OM366.907; 55A	8EL 725 736-001 Alternator	468
				03/84→; -02/93; ⚙️ OM366.910; 55A	8EL 725 736-001 Alternator	468
				12/86→; -02/93; ⚙️ OM366.905; 55A	8EL 725 736-001 Alternator	468
				11/86→; -02/91; ⚙️ OM366.906; 30A	8EL 725 858-001 Alternator	469
				11/86→; -02/91; ⚙️ OM366.907; 30A	8EL 725 858-001 Alternator	469
				11/86→; -02/91; ⚙️ OM366.905; 30A	8EL 725 858-001 Alternator	469
				03/84→; -02/93; ⚙️ OM366.910; 35A	8EL 731 715-001 Alternator	472
				02/92→; ⚙️ OM356.901; 35A	8EL 731 715-001 Alternator	472
				03/91→; -02/93; ⚙️ OM366.906; 35A	8EL 731 715-001 Alternator	472
				03/91→; -02/93; ⚙️ OM366.905; 35A	8EL 731 715-001 Alternator	472
				02/92→; -12/98; ⚙️ OM356.902; 35A	8EL 731 715-001 Alternator	472
				03/91→; -02/93; ⚙️ OM366.907; 35A	8EL 731 715-001 Alternator	472
				02/92→; -12/98; ⚙️ OM356.902; 80A	8EL 732 707-001 Alternator	472
				03/84→; -02/93; ⚙️ OM366.910; 80A	8EL 732 707-001 Alternator	472
				10/88→; -02/93; ⚙️ OM366.906; 80A	8EL 732 707-001 Alternator	472
				10/88→; -02/93; ⚙️ OM366.907; 80A	8EL 732 707-001 Alternator	472
				02/92→; ⚙️ OM356.901; 80A	8EL 732 707-001 Alternator	472
10/88→; -02/93; ⚙️ OM366.905; 80A	8EL 732 707-001 Alternator	472				
814,814L	100 kW		03/96→12/98		5DR 009 728-441 Alternator Regulator	477
814 K	100 kW		03/96→12/98			
814 S	100 kW		03/96→12/98	⚙️ OM904.906; 80A	8EL 737 887-001 Alternator	475
				⚙️ OM904.906; 80A	8EL 737 989-001 Alternator	475
814,814 L	103 kW		01/84→12/98	03/94→; -12/98; ⚙️ OM354.920; 55A	8EL 725 736-001 Alternator	468
				03/94→; -12/98; ⚙️ OM354.920; 35A	8EL 731 715-001 Alternator	472
				03/94→; -12/98; ⚙️ OM354.920; 80A	8EL 732 707-001 Alternator	472
814 F	95 - 100 kW		05/86→12/98	02/92→; -12/98; ⚙️ OM356.905; 55A	8EL 725 736-001 Alternator	468
				11/86→; -02/93; ⚙️ OM366.905; 35A	8EL 731 715-001 Alternator	472
				02/92→; -12/98; ⚙️ OM356.911; 35A	8EL 731 715-001 Alternator	472
814 F	100 kW		03/96→12/98		5DR 009 728-441 Alternator Regulator	477
				⚙️ OM904.906; 80A	8EL 737 887-001 Alternator	475
814 LO	100 kW		03/96→12/98			
814 F	103 kW		03/94→12/98	⚙️ OM354.922; 55A	8EL 725 736-001 Alternator	468
				⚙️ OM354.922; 80A	8EL 732 707-001 Alternator	472
814 K	95 - 100 kW		03/84→12/98	03/84→; -10/86; ⚙️ OM366.910; 27A	8EL 725 626-001 Alternator	467
				03/84→; -10/86; ⚙️ OM366.907; 27A	8EL 725 626-001 Alternator	467
				03/84→; -10/86; ⚙️ OM366.906; 27A	8EL 725 626-001 Alternator	467

Manufacturer - Model	Power	Displ.	Year of Constr.	Remark	Part Number	Page				
MERCEDES-BENZ - LK/LN2					01/84→12/98					
814 K	95 - 100 kW		03/84→12/98	12/86→; -02/93; ⚡ OM366.910; 55A	8EL 725 736-001 Alternator	468				
				02/92→; -12/98; ⚡ OM356.901; 55A	8EL 725 736-001 Alternator	468				
				02/92→; -12/98; ⚡ OM356.902; 55A	8EL 725 736-001 Alternator	468				
				12/86→; -02/93; ⚡ OM366.906; 55A	8EL 725 736-001 Alternator	468				
				12/86→; -02/93; ⚡ OM366.907; 55A	8EL 725 736-001 Alternator	468				
				11/86→; -02/91; ⚡ OM366.906; 30A	8EL 725 858-001 Alternator	469				
				11/86→; -02/91; ⚡ OM366.910; 30A	8EL 725 858-001 Alternator	469				
				11/86→; -02/91; ⚡ OM366.905; 30A	8EL 725 858-001 Alternator	469				
				11/86→; -02/91; ⚡ OM366.907; 30A	8EL 725 858-001 Alternator	469				
				03/91→; -02/93; ⚡ OM366.910; 35A	8EL 731 715-001 Alternator	472				
				03/91→; -02/93; ⚡ OM366.905; 35A	8EL 731 715-001 Alternator	472				
				03/91→; -02/93; ⚡ OM366.906; 35A	8EL 731 715-001 Alternator	472				
				03/91→; -02/93; ⚡ OM366.907; 35A	8EL 731 715-001 Alternator	472				
				02/92→; -12/98; ⚡ OM356.901; 35A	8EL 731 715-001 Alternator	472				
				02/92→; -12/98; ⚡ OM356.902; 35A	8EL 731 715-001 Alternator	472				
				02/92→; -12/98; ⚡ OM356.901; 80A	8EL 732 707-001 Alternator	472				
				02/92→; -12/98; ⚡ OM356.902; 80A	8EL 732 707-001 Alternator	472				
				10/88→; -02/93; ⚡ OM366.907; 80A	8EL 732 707-001 Alternator	472				
				10/88→; -02/93; ⚡ OM366.910; 80A	8EL 732 707-001 Alternator	472				
				10/88→; -02/93; ⚡ OM366.906; 80A	8EL 732 707-001 Alternator	472				
				814 K 814 S	103 kW		03/94→12/98	⚡ OM354.920; 55A	8EL 725 736-001 Alternator	468
					103 kW		03/94→12/98	⚡ OM354.920; 35A	8EL 731 715-001 Alternator	472
								⚡ OM354.920; 80A	8EL 732 707-001 Alternator	472
814 O, 814 LO	95 - 100 kW		01/84→12/98	02/92→; -12/98; ⚡ OM356.906; 55A	8EL 725 736-001 Alternator	468				
				10/88→; -02/93; ⚡ OM366.932; 55A	8EL 725 736-001 Alternator	468				
				12/86→; -02/93; ⚡ OM366.932; 80A	8EL 732 707-001 Alternator	472				
				02/92→; -12/98; ⚡ OM356.906; 80A	8EL 732 707-001 Alternator	472				
814 S	95 - 100 kW		03/84→12/98	03/84→; -10/86; ⚡ OM366.910; 27A	8EL 725 626-001 Alternator	467				
				03/84→; -10/86; ⚡ OM366.907; 27A	8EL 725 626-001 Alternator	467				
				03/84→; -10/86; ⚡ OM366.906; 27A	8EL 725 626-001 Alternator	467				
				12/86→; -02/93; ⚡ OM366.906; 55A	8EL 725 736-001 Alternator	468				
				02/92→; -12/98; ⚡ OM356.901; 55A	8EL 725 736-001 Alternator	468				
				02/92→; -12/98; ⚡ OM356.902; 55A	8EL 725 736-001 Alternator	468				
				12/86→; -12/98; ⚡ OM366.907; 55A	8EL 725 736-001 Alternator	468				
				12/86→; -12/98; ⚡ OM366.910; 55A	8EL 725 736-001 Alternator	468				
				11/86→; -02/91; ⚡ OM366.906; 30A	8EL 725 858-001 Alternator	469				
				11/86→; -02/91; ⚡ OM366.910; 30A	8EL 725 858-001 Alternator	469				

Manufacturer - Model	Power	Displ.	Year of Constr.	Remark	Part Number	Page
MERCEDES-BENZ - LK/LN2					01/84→12/98	
814 S	95 - 100 kW		03/84→12/98	11/86→; -02/91; ⚡ OM366.905; 30A	8EL 725 858-001 Alternator	469
				11/86→; -02/91; ⚡ OM366.907; 30A	8EL 725 858-001 Alternator	469
				03/91→; -12/98; ⚡ OM366.910; 35A	8EL 731 715-001 Alternator	472
				03/91→; -02/93; ⚡ OM366.905; 35A	8EL 731 715-001 Alternator	472
				03/91→; -02/93; ⚡ OM366.906; 35A	8EL 731 715-001 Alternator	472
				03/91→; -02/93; ⚡ OM366.907; 35A	8EL 731 715-001 Alternator	472
				02/92→; -12/98; ⚡ OM356.902; 35A	8EL 731 715-001 Alternator	472
				02/92→; -12/98; ⚡ OM356.901; 35A	8EL 731 715-001 Alternator	472
				02/92→; -12/98; ⚡ OM356.902; 80A	8EL 732 707-001 Alternator	472
				10/88→; -12/98; ⚡ OM366.907; 80A	8EL 732 707-001 Alternator	472
				02/92→; -12/98; ⚡ OM356.901; 80A	8EL 732 707-001 Alternator	472
				10/88→; -02/93; ⚡ OM366.906; 80A	8EL 732 707-001 Alternator	472
				10/88→; -12/98; ⚡ OM366.910; 80A	8EL 732 707-001 Alternator	472
				817,817 L	116 - 125 kW	
02/92→; -12/98; ⚡ OM366.942; 55A	8EL 725 736-001 Alternator	468				
06/91→; -02/93; ⚡ OM366.968; 55A	8EL 725 736-001 Alternator	468				
11/86→; -02/93; ⚡ OM366.967; 55A	8EL 725 736-001 Alternator	468				
03/94→; -12/98; ⚡ OM357.916; 55A	8EL 725 736-001 Alternator	468				
03/94→; -12/98; ⚡ OM357.900; 55A	8EL 725 736-001 Alternator	468				
01/86→; -02/93; ⚡ OM366.967; 35A	8EL 731 715-001 Alternator	472				
01/86→; -02/93; ⚡ OM366.968; 35A	8EL 731 715-001 Alternator	472				
03/94→; -12/98; ⚡ OM357.900; 35A	8EL 731 715-001 Alternator	472				
02/92→; -12/98; ⚡ OM366.942; 35A	8EL 731 715-001 Alternator	472				
02/92→; -12/98; ⚡ OM366.943; 35A	8EL 731 715-001 Alternator	472				
03/94→; -12/98; ⚡ OM357.916; 35A	8EL 731 715-001 Alternator	472				
10/88→; -02/93; ⚡ OM366.968; 80A	8EL 732 707-001 Alternator	472				
10/88→; -02/93; ⚡ OM366.967; 80A	8EL 732 707-001 Alternator	472				
03/94→; -12/98; ⚡ OM357.900; 80A	8EL 732 707-001 Alternator	472				
03/94→; -12/98; ⚡ OM357.916; 80A	8EL 732 707-001 Alternator	472				
02/92→; -12/98; ⚡ OM366.942; 80A	8EL 732 707-001 Alternator	472				
02/92→; -12/98; ⚡ OM366.943; 80A	8EL 732 707-001 Alternator	472				
817 F	116 - 125 kW		03/84→12/98	03/84→; -10/86; ⚡ OM366.973; 27A	8EL 725 626-001 Alternator	467
				12/86→; -02/93; ⚡ OM366.967; 55A	8EL 725 736-001 Alternator	468
				12/86→; -02/93; ⚡ OM366.973; 55A	8EL 725 736-001 Alternator	468
				03/94→; -12/98; ⚡ OM357.908; 55A	8EL 725 736-001 Alternator	468
				12/92→; -12/98; ⚡ OM356.951; 55A	8EL 725 736-001 Alternator	468
				11/86→; -12/91; ⚡ OM366.967; 30A	8EL 725 858-001 Alternator	469

Manufacturer - Model	Power	Displ.	Year of Constr.	Remark	Part Number	Page
MERCEDES-BENZ - LK/LN2					01/84→12/98	
817 F	116 - 125 kW		03/84→12/98	11/86→; -02/91; ☼ OM366.973; 30A	8EL 725 858-001 Alternator	469
				03/91→; -02/93; ☼ OM366.967; 35A	8EL 731 715-001 Alternator	472
				03/91→; -02/93; ☼ OM366.973; 35A	8EL 731 715-001 Alternator	472
				12/92→; -02/93; ☼ OM366.967; 80A	8EL 732 707-001 Alternator	472
				12/92→; -12/98; ☼ OM356.951; 80A	8EL 732 707-001 Alternator	472
				03/94→; -12/98; ☼ OM357.908; 80A	8EL 732 707-001 Alternator	472
				10/88→; -02/93; ☼ OM366.973; 80A	8EL 732 707-001 Alternator	472
817 K	116 - 125 kW		01/86→12/98	12/86→; -02/93; ☼ OM366.967; 55A	8EL 725 736-001 Alternator	468
				02/92→; -12/98; ☼ OM366.943; 55A	8EL 725 736-001 Alternator	468
				03/94→; -12/98; ☼ OM357.900; 55A	8EL 725 736-001 Alternator	468
				03/94→; -12/98; ☼ OM357.900; 35A	8EL 731 715-001 Alternator	472
				02/92→; -12/98; ☼ OM366.943; 35A	8EL 731 715-001 Alternator	472
				03/84→; -09/91; ☼ OM366.967; 35A	8EL 731 715-001 Alternator	472
				03/94→; -12/98; ☼ OM357.900; 80A	8EL 732 707-001 Alternator	472
				02/92→; -12/98; ☼ OM366.943; 80A	8EL 732 707-001 Alternator	472
817 LO 817 S,817 LS	125 kW 125 kW		03/96→12/98 03/96→12/98		5DR 009 728-441 Alternator Regulator	477
				☼ OM904.907; 80A	8EL 737 887-001 Alternator	475
817 O, 817 LO	116 - 125 kW		01/84→12/98	12/86→; -02/93; ☼ OM366.969; 55A	8EL 725 736-001 Alternator	468
				02/92→; -12/98; ☼ OM356.948; 55A	8EL 725 736-001 Alternator	468
				03/94→; -12/98; ☼ OM357.917; 55A	8EL 725 736-001 Alternator	468
				03/94→; -12/98; ☼ OM357.917; 35A	8EL 731 715-001 Alternator	472
				10/88→; -02/93; ☼ OM366.969; 80A	8EL 732 707-001 Alternator	472
				03/94→; -12/98; ☼ OM357.917; 80A	8EL 732 707-001 Alternator	472
				02/92→; -12/98; ☼ OM356.948; 80A	8EL 732 707-001 Alternator	472
817 S,817 LS	116 - 125 kW		01/84→12/98	02/92→; -12/98; ☼ OM366.943; 55A	8EL 725 736-001 Alternator	468
				02/92→; -12/98; ☼ OM366.942; 55A	8EL 725 736-001 Alternator	468
				06/91→; -02/93; ☼ OM366.968; 55A	8EL 725 736-001 Alternator	468
				11/86→; -02/93; ☼ OM366.967; 55A	8EL 725 736-001 Alternator	468
				03/94→; -12/98; ☼ OM357.900; 55A	8EL 725 736-001 Alternator	468
				01/86→; -02/93; ☼ OM366.967; 35A	8EL 731 715-001 Alternator	472
				01/86→; -02/93; ☼ OM366.968; 35A	8EL 731 715-001 Alternator	472
				03/94→; -12/98; ☼ OM357.900; 35A	8EL 731 715-001 Alternator	472
				02/92→; -12/98; ☼ OM366.942; 35A	8EL 731 715-001 Alternator	472
				02/92→; -12/98; ☼ OM366.943; 35A	8EL 731 715-001 Alternator	472
				10/88→; -02/93; ☼ OM366.968; 80A	8EL 732 707-001 Alternator	472
				10/88→; -02/93; ☼ OM366.967; 80A	8EL 732 707-001 Alternator	472
				02/92→; -12/98; ☼ OM366.942; 80A	8EL 732 707-001 Alternator	472

Manufacturer - Model	Power	Displ.	Year of Constr.	Remark	Part Number	Page
MERCEDES-BENZ - LK/LN2					01/84→12/98	
817 S,817 LS	116 - 125 kW		01/84→12/98	02/92→; -12/98; ☉ OM366.943; 80A	8EL 732 707-001 Alternator	472
				03/94→; -12/98; ☉ OM357.900; 80A	8EL 732 707-001 Alternator	472
914	95 - 100 kW		03/84→12/98	03/84→; -10/86; ☉ OM366.905; 27A	8EL 725 626-001 Alternator	467
				03/84→; -10/86; ☉ OM366.907; 27A	8EL 725 626-001 Alternator	467
				12/86→; -02/93; ☉ OM366.905; 55A	8EL 725 736-001 Alternator	468
				12/86→; -02/93; ☉ OM366.907; 55A	8EL 725 736-001 Alternator	468
				02/92→; -12/98; ☉ OM356.901; 55A	8EL 725 736-001 Alternator	468
				07/86→; -12/98; ☉ OM366.930; 55A	8EL 725 736-001 Alternator	468
				11/86→; -02/91; ☉ OM366.907; 30A	8EL 725 858-001 Alternator	469
				11/86→; -02/91; ☉ OM366.905; 30A	8EL 725 858-001 Alternator	469
				02/92→; -12/98; ☉ OM356.901; 30A	8EL 725 858-001 Alternator	469
				07/86→; -12/98; ☉ OM366.930; 35A	8EL 731 715-001 Alternator	472
				03/91→; -02/93; ☉ OM366.905; 35A	8EL 731 715-001 Alternator	472
				03/91→; -02/93; ☉ OM366.907; 35A	8EL 731 715-001 Alternator	472
				02/92→; -12/98; ☉ OM356.901; 80A	8EL 732 707-001 Alternator	472
				07/86→; -12/98; ☉ OM366.930; 80A	8EL 732 707-001 Alternator	472
				10/88→; -02/93; ☉ OM366.907; 80A	8EL 732 707-001 Alternator	472
				10/88→; -02/93; ☉ OM366.905; 80A	8EL 732 707-001 Alternator	472
				914 AK	95 - 100 kW	
02/92→; -12/98; ☉ OM356.903; 35A	8EL 731 715-001 Alternator	472				
02/87→; -02/93; ☉ OM366.918; 35A	8EL 731 715-001 Alternator	472				
☉ OM366.918; 35A	8EL 731 715-001 Alternator	472				
10/88→; -02/93; ☉ OM366.918; 80A	8EL 732 707-001 Alternator	472				
02/92→; -12/98; ☉ OM356.903; 80A	8EL 732 707-001 Alternator	472				
914 AK	125 kW		02/87→12/98	02/92→; -12/98; ☉ OM366.945; 55A	8EL 725 736-001 Alternator	468
				02/87→; -02/93; ☉ OM366.944; 35A	8EL 731 715-001 Alternator	472
				02/92→; -12/98; ☉ OM366.945; 35A	8EL 731 715-001 Alternator	472
				04/92→; -12/98; ☉ OM366.945; 80A	8EL 732 707-001 Alternator	472
914 K	95 - 100 kW		03/84→12/98	12/86→; -02/93; ☉ OM366.905; 55A	8EL 725 736-001 Alternator	468
				12/86→; -02/93; ☉ OM366.907; 55A	8EL 725 736-001 Alternator	468
				02/92→; -12/98; ☉ OM356.901; 55A	8EL 725 736-001 Alternator	468
				02/92→; -12/98; ☉ OM356.901; 35A	8EL 731 715-001 Alternator	472
				03/91→; -02/93; ☉ OM366.907; 35A	8EL 731 715-001 Alternator	472
				03/91→; -02/93; ☉ OM366.905; 35A	8EL 731 715-001 Alternator	472
				03/84→; -02/93; ☉ OM366.907; 80A	8EL 732 707-001 Alternator	472
				10/88→; -02/93; ☉ OM366.905; 80A	8EL 732 707-001 Alternator	472
				04/92→; -12/98; ☉ OM356.901; 80A	8EL 732 707-001 Alternator	472

Manufacturer - Model	Power	Displ.	Year of Constr.	Remark	Part Number	Page
MERCEDES-BENZ - LK/LN2					01/84→12/98	
914 KO	95 - 100 kW		01/87→12/98	01/94→; -12/98; ☺ OM356.901; 35A	8EL 731 715-001 Alternator	472
				01/87→; -02/93; ☺ OM366.905; 35A	8EL 731 715-001 Alternator	472
				01/87→; -02/93; ☺ OM366.940; 35A	8EL 731 715-001 Alternator	472
				01/94→; -12/98; ☺ OM356.911; 35A	8EL 731 715-001 Alternator	472
917 917 K	125 kW		03/94→12/98	☺ OM357.900; 55A	8EL 725 736-001 Alternator	468
	125 kW		03/94→12/98	☺ OM357.900; 35A	8EL 731 715-001 Alternator	472
				☺ OM357.900; 80A	8EL 732 707-001 Alternator	472
917 AF	116 - 125 kW		02/87→12/98	02/87→; -02/93; ☺ OM366.974; 55A	8EL 725 736-001 Alternator	468
				02/87→; -02/93; ☺ OM366.966; 55A	8EL 725 736-001 Alternator	468
				03/94→; ☺ OM357.909; 55A	8EL 725 736-001 Alternator	468
				02/87→; -02/93; ☺ OM366.978; 55A	8EL 725 736-001 Alternator	468
				12/92→; -12/98; ☺ OM356.941; 55A	8EL 725 736-001 Alternator	468
				03/94→; -12/98; ☺ OM357.910; 55A	8EL 725 736-001 Alternator	468
				02/87→; -02/93; ☺ OM366.978; 35A	8EL 731 715-001 Alternator	472
				02/87→; -02/93; ☺ OM366.966; 35A	8EL 731 715-001 Alternator	472
				02/87→; -02/93; ☺ OM366.974; 35A	8EL 731 715-001 Alternator	472
				12/92→; -12/98; ☺ OM356.941; 80A	8EL 732 707-001 Alternator	472
				03/94→; ☺ OM357.909; 80A	8EL 732 707-001 Alternator	472
				03/94→; -12/98; ☺ OM357.910; 80A	8EL 732 707-001 Alternator	472
				917 AK	125 kW	
☺ OM357.906; 35A	8EL 731 715-001 Alternator	472				
☺ OM357.906; 80A	8EL 732 707-001 Alternator	472				
917 KO	125 kW		03/94→12/98	☺ OM357.901; 55A	8EL 725 736-001 Alternator	468
				☺ OM357.918; 55A	8EL 725 736-001 Alternator	468
				☺ OM357.901; 35A	8EL 731 715-001 Alternator	472
				☺ OM357.918; 35A	8EL 731 715-001 Alternator	472
				☺ OM357.901; 80A	8EL 732 707-001 Alternator	472
				☺ OM357.918; 80A	8EL 732 707-001 Alternator	472
O 1114 ,O 1114 L	95 - 100 kW		01/84→12/98	02/92→; -12/99; ☺ OM356.907; 55A	8EL 725 736-001 Alternator	468
				12/85→; -02/93; ☺ OM366.933; 55A	8EL 725 736-001 Alternator	468
				12/85→; -02/93; ☺ OM366.933; 80A	8EL 732 707-001 Alternator	472
				02/92→; -12/99; ☺ OM356.907; 80A	8EL 732 707-001 Alternator	472
O 814, O 814 L	103 kW		01/84→12/98	03/94→; -12/98; ☺ OM354.921; 55A	8EL 725 736-001 Alternator	468
				03/94→; -12/98; ☺ OM354.921; 35A	8EL 731 715-001 Alternator	472
				03/94→; -12/98; ☺ OM354.921; 80A	8EL 732 707-001 Alternator	472
MERCEDES-BENZ - LP					09/63→	
LP 1013	124 kW		11/76→12/84	☺ OM353.914; 140A	8EL 737 364-001 Alternator	474

Manufacturer - Model	Power	Displ.	Year of Constr.	Remark	Part Number	Page
MERCEDES-BENZ - LP						09/63→
LP 1013, LPL 1013 LP 913, LPL 913	96 kW 96 kW		11/76→12/84 09/63→12/84	08/79→; -12/84; ☺ OM353.982; 55A	8EL 725 625-001 Alternator	466
				08/79→; -12/84; ☺ OM353.965; 55A	8EL 725 625-001 Alternator	466
				08/79→; -12/84; ☺ OM353.904; 55A	8EL 725 625-001 Alternator	466
				08/79→; -12/84; ☺ OM353.981; 55A	8EL 725 625-001 Alternator	466
LP 1113, LPL 1113	96 kW		01/80→12/84	☺ OM353.982; 55A	8EL 725 625-001 Alternator	466
				☺ OM353.904; 55A	8EL 725 625-001 Alternator	466
LP 608, LPL 608 LP 808, LPL 808 LPKF 608 LPO 808, LPO 809 LPS 608, LPLS 608	63 kW 63 kW 63 kW 63 kW 63 kW		09/63→12/84 09/63→12/84 09/63→12/84 09/67→10/77 09/63→12/84	10/69→; -10/77; ☺ OM314.944; 55A	8EL 725 625-001 Alternator	466
				10/69→; -10/77; ☺ OM314.910; 55A	8EL 725 625-001 Alternator	466
LP 709, LPL 709	63 kW		09/63→12/84	08/79→; -12/84; ☺ OM314.944; 55A	8EL 725 625-001 Alternator	466
				08/79→; -12/84; ☺ OM314.910; 55A	8EL 725 625-001 Alternator	466
LP 809, LPL 808, LPL 809	63 kW		09/63→12/84	11/77→; -12/84; ☺ OM314.944; 55A	8EL 725 625-001 Alternator	466
				11/77→; -12/84; ☺ OM314.910; 55A	8EL 725 625-001 Alternator	466
				11/77→; -12/84; ☺ OM314.964; 55A	8EL 725 625-001 Alternator	466
				11/77→; -12/84; ☺ OM314.965; 55A	8EL 725 625-001 Alternator	466
LP 813, LPL 813	96 kW		09/63→12/84	03/73→; -12/84; ☺ OM353.981; 55A	8EL 725 625-001 Alternator	466
				08/79→; -12/84; ☺ OM353.904; 55A	8EL 725 625-001 Alternator	466
LP 911 B LPS 911 B	81 - 124 kW 81 kW		01/67→03/77 01/67→03/77	01/70→; -03/77; ☺ OM353.909; 55A	8EL 725 625-001 Alternator	466
				01/70→; -03/77; ☺ OM352.986; 55A	8EL 725 625-001 Alternator	466
				01/70→; -03/77; ☺ OM352.907; 55A	8EL 725 625-001 Alternator	466
LPK 1013	96 kW		11/76→12/84	08/79→; -12/84; ☺ OM353.981; 55A	8EL 725 625-001 Alternator	466
				08/79→; -12/84; ☺ OM353.904; 55A	8EL 725 625-001 Alternator	466
LPK 709 LPKF 709 LPO 608 LPO 709	63 kW 63 kW 63 kW 63 kW		11/77→12/84 11/77→12/84 10/69→10/77 11/77→12/84	☺ OM314.944; 55A	8EL 725 625-001 Alternator	466
				☺ OM314.910; 55A	8EL 725 625-001 Alternator	466
LPK 813	96 kW		03/73→12/84	08/79→; -12/84; ☺ OM353.965; 55A	8EL 725 625-001 Alternator	466
				08/79→; -12/84; ☺ OM353.904; 55A	8EL 725 625-001 Alternator	466
LPK 913 LPS 913	96 kW 96 kW		01/67→12/84 10/69→12/84	08/79→; -12/84; ☺ OM353.904; 55A	8EL 725 625-001 Alternator	466
LPKO 608	63 kW		02/66→07/77	☺ OM314.910; 55A	8EL 725 625-001 Alternator	466
				☺ OM314.944; 55A	8EL 725 625-001 Alternator	466
				10/69→; -07/77; ☺ OM314.910; 55A	8EL 725 625-001 Alternator	466
				10/69→; -07/77; ☺ OM314.944; 55A	8EL 725 625-001 Alternator	466
				☺ OM314.910; 27A	8EL 725 626-001 Alternator	467
				☺ OM314.910; 55A	8EL 725 736-001 Alternator	468
				☺ OM314.910; 30A	8EL 725 858-001 Alternator	469
				☺ OM314.910; 35A	8EL 731 715-001 Alternator	472
LPO 811	96 kW		10/69→	10/69→; -12/84; ☺ OM353.965; engine 538581→; 55A	8EL 725 625-001 Alternator	466
				10/69→; -12/86; ☺ OM353.941; 55A	8EL 725 625-001 Alternator	466

Manufacturer - Model	Power	Displ.	Year of Constr.	Remark	Part Number	Page				
MERCEDES-BENZ - LP						09/63→				
LPS 709, LPLS 709	63 kW		09/63→12/84	11/77→; -12/84; ⚡ OM314.910; 55A	8EL 725 625-001 Alternator	466				
				11/77→; -12/84; ⚡ OM314.944; 55A	8EL 725 625-001 Alternator	466				
LPS 813, LPLS 813	96 kW		09/63→12/84	08/79→; -12/84; ⚡ OM353.965; 55A	8EL 725 625-001 Alternator	466				
				08/79→; -12/84; ⚡ OM353.981; 55A	8EL 725 625-001 Alternator	466				
				08/79→; -12/84; ⚡ OM353.904; 55A	8EL 725 625-001 Alternator	466				
MERCEDES-BENZ - MB-TRAC						07/73→12/91				
1000	70 kW		12/82→12/87	12/82→; -03/87; ⚡ OM353.985; 55A	8EL 725 625-001 Alternator	466				
1000, 1100	74 - 81 kW		02/87→12/91	03/87→; -12/91; ⚡ OM366.908; 55A	8EL 725 625-001 Alternator	466				
				03/87→; -12/91; ⚡ OM366.912; 55A	8EL 725 625-001 Alternator	466				
1100	81 kW		03/79→08/87	03/79→; -03/87; ⚡ OM353.949; 55A	8EL 725 625-001 Alternator	466				
1300	92 kW		03/76→08/87	10/76→; -03/87; ⚡ OM353.957; 55A	8EL 725 625-001 Alternator	466				
1300 Turbo, 1400 Turbo	92 - 100 kW		02/82→12/91	03/87→; -12/91; ⚡ OM366.977; 55A	8EL 725 625-001 Alternator	466				
				03/87→; -12/91; ⚡ OM366.958; 55A	8EL 725 625-001 Alternator	466				
1500	110 kW		07/80→12/87	07/80→; -03/87; ⚡ OM353.976; 55A	8EL 725 625-001 Alternator	466				
1600 Turbo	115 kW		06/90→12/91	⚡ OM366.954; 55A	8EL 725 625-001 Alternator	466				
65/70, 700, 800	48 - 55 kW		07/73→12/91	07/73→; -12/75; ⚡ OM314.957; 55A	8EL 725 625-001 Alternator	466				
				07/73→; -12/75; ⚡ OM314.956; 55A	8EL 725 625-001 Alternator	466				
700, 800	50 - 57 kW		02/87→12/91	03/87→; -12/91; ⚡ OM364.909; 55A	8EL 725 625-001 Alternator	466				
				03/87→; -12/91; ⚡ OM364.908; 55A	8EL 725 625-001 Alternator	466				
900	63 kW		09/81→12/91	09/81→; -12/82; ⚡ OM314.970; 55A	8EL 725 625-001 Alternator	466				
900	66 kW		03/87→12/91	⚡ OM364.951; 55A	8EL 725 625-001 Alternator	466				
MERCEDES-BENZ - MK						12/87→09/96				
1222 1222 F	160 - 165 kW		07/89→08/94 07/89→08/94	⚡ OM441.905; 55A	8EL 725 736-001 Alternator	468				
				⚡ OM441.913; 55A	8EL 725 736-001 Alternator	468				
				⚡ OM441.923; 55A	8EL 725 736-001 Alternator	468				
				⚡ OM441.925; 55A	8EL 725 736-001 Alternator	468				
				07/89→; -02/91; ⚡ OM441.905; 30A	8EL 725 858-001 Alternator	469				
				07/89→; -02/91; ⚡ OM441.913; 30A	8EL 725 858-001 Alternator	469				
				⚡ OM441.923; 35A	8EL 731 715-001 Alternator	472				
				03/91→; -09/91; ⚡ OM441.913; 35A	8EL 731 715-001 Alternator	472				
				03/91→; -09/91; ⚡ OM441.905; 35A	8EL 731 715-001 Alternator	472				
				⚡ OM441.925; 35A	8EL 731 715-001 Alternator	472				
				⚡ OM441.905; 80A	8EL 732 707-001 Alternator	472				
				⚡ OM441.913; 80A	8EL 732 707-001 Alternator	472				
				1222 A, 1222 LA	160 - 165 kW		09/89→07/94	⚡ OM441.914; 55A	8EL 725 736-001 Alternator	468
								⚡ OM441.928; 55A	8EL 725 736-001 Alternator	468
09/89→; -02/91; ⚡ OM441.914; 30A	8EL 725 858-001 Alternator	469								

Manufacturer - Model	Power	Displ.	Year of Constr.	Remark	Part Number	Page
MERCEDES-BENZ - MK						12/87→09/96
1222 A, 1222 LA	160 - 165 kW		09/89→07/94	09/89→; →02/91; ☹ OM441.926; 30A	8EL 725 858-001 Alternator	469
				03/91→; →09/91; ☹ OM441.914; 35A	8EL 731 715-001 Alternator	472
				03/91→; →09/91; ☹ OM441.926; 35A	8EL 731 715-001 Alternator	472
				☹ OM441.914; 80A	8EL 732 707-001 Alternator	472
				☹ OM441.926; 80A	8EL 732 707-001 Alternator	472
1222 AF	160 - 165 kW		09/89→09/93	☹ OM441.923; 55A	8EL 725 736-001 Alternator	468
				☹ OM441.917; 55A	8EL 725 736-001 Alternator	468
				☹ OM441.915; 55A	8EL 725 736-001 Alternator	468
1222 S, 1222 LS	160 - 165 kW		07/89→08/94	03/91→; →08/94; ☹ OM441.913; 55A	8EL 725 736-001 Alternator	468
				03/91→; →08/94; ☹ OM441.905; 55A	8EL 725 736-001 Alternator	468
				☹ OM441.923; 55A	8EL 725 736-001 Alternator	468
				☹ OM441.925; 55A	8EL 725 736-001 Alternator	468
				07/89→; →02/91; ☹ OM441.905; 30A	8EL 725 858-001 Alternator	469
				07/89→; →02/91; ☹ OM441.913; 30A	8EL 725 858-001 Alternator	469
				☹ OM441.923; 35A	8EL 731 715-001 Alternator	472
				03/91→; →09/91; ☹ OM441.913; 35A	8EL 731 715-001 Alternator	472
				03/91→; →09/91; ☹ OM441.905; 35A	8EL 731 715-001 Alternator	472
				☹ OM441.925; 35A	8EL 731 715-001 Alternator	472
				☹ OM441.905; 80A	8EL 732 707-001 Alternator	472
				☹ OM441.913; 80A	8EL 732 707-001 Alternator	472
				1224 AF	170 - 177 kW	
☹ OM356.999; 55A	8EL 725 736-001 Alternator	468				
☹ OM366.999; 55A	8EL 725 736-001 Alternator	468				
☹ OM356.999; 35A	8EL 731 715-001 Alternator	472				
☹ OM366.999; 35A	8EL 731 715-001 Alternator	472				
☹ OM357.946; 35A	8EL 731 715-001 Alternator	472				
☹ OM356.999; 80A	8EL 732 707-001 Alternator	472				
☹ OM357.946; 80A	8EL 732 707-001 Alternator	472				
☹ OM366.999; 80A	8EL 732 707-001 Alternator	472				
1224 AF	180 kW		02/93→09/96	☹ OM401.984; 35A	8EL 731 715-001 Alternator	472
1224 F	177 kW		07/89→08/94	☹ OM356.999; 55A	8EL 725 736-001 Alternator	468
1422 F	177 kW		03/93→08/94			
1226 AF	180 - 200 kW		02/93→09/96	☹ OM401.984; 55A	8EL 725 736-001 Alternator	468
				☹ OM401.989; 55A	8EL 725 736-001 Alternator	468
				☹ OM401.973; 55A	8EL 725 736-001 Alternator	468
				☹ OM401.978; 55A	8EL 725 736-001 Alternator	468
				☹ OM401.973; 35A	8EL 731 715-001 Alternator	472
				☹ OM401.989; 35A	8EL 731 715-001 Alternator	472

Manufacturer - Model	Power	Displ.	Year of Constr.	Remark	Part Number	Page
MERCEDES-BENZ - MK						12/87→09/96
1226 AF	180 - 200 kW		02/93→09/96	☞ OM401.984; 35A	8EL 731 715-001 Alternator	472
				☞ OM401.978; 35A	8EL 731 715-001 Alternator	472
1226 AF	195 - 218 kW		02/90→09/93	☞ OM442.932; 55A	8EL 725 736-001 Alternator	468
				☞ OM442.926; 55A	8EL 725 736-001 Alternator	468
				☞ OM442.920; 55A	8EL 725 736-001 Alternator	468
				☞ OM442.914; 55A	8EL 725 736-001 Alternator	468
				☞ OM442.907; 55A	8EL 725 736-001 Alternator	468
				☞ OM442.933; 55A	8EL 725 736-001 Alternator	468
				☞ OM442.914; 35A	8EL 731 715-001 Alternator	472
				☞ OM442.926; 35A	8EL 731 715-001 Alternator	472
				☞ OM442.907; 35A	8EL 731 715-001 Alternator	472
				☞ OM442.932; 35A	8EL 731 715-001 Alternator	472
				☞ OM442.914; 80A	8EL 732 707-001 Alternator	472
				☞ OM442.907; 80A	8EL 732 707-001 Alternator	472
				☞ OM442.933; 80A	8EL 732 707-001 Alternator	472
				☞ OM442.920; 80A	8EL 732 707-001 Alternator	472
1226 AF	250 kW		02/93→09/96	☞ OM441.989; 55A	8EL 725 736-001 Alternator	468
				☞ OM441.989; 35A	8EL 731 715-001 Alternator	472
1227 A	200 kW		01/92→07/92	☞ OM401.989; 55A	8EL 725 736-001 Alternator	468
				☞ OM401.973; 55A	8EL 725 736-001 Alternator	468
				☞ OM401.973; 35A	8EL 731 715-001 Alternator	472
				☞ OM401.989; 35A	8EL 731 715-001 Alternator	472
1227 AF, 1227 LAF	200 kW		01/92→07/92	☞ OM445.933; 55A	8EL 725 736-001 Alternator	468
				☞ OM445.933; 80A	8EL 732 707-001 Alternator	472
1231 AF	230 kW		01/92→09/96	☞ OM401.986; 55A	8EL 725 736-001 Alternator	468
				☞ OM401.986; 35A	8EL 731 715-001 Alternator	472
				☞ OM401.986; 80A	8EL 732 707-001 Alternator	472
1234 AF	250 kW		01/92→09/96	☞ OM441.993; 55A	8EL 725 736-001 Alternator	468
				☞ OM441.989; 55A	8EL 725 736-001 Alternator	468
				01/94→; →09/96; ☞ OM445.923; 55A	8EL 725 736-001 Alternator	468
				01/94→; →09/96; ☞ OM445.933; 55A	8EL 725 736-001 Alternator	468
				01/94→; →09/96; ☞ OM445.933; 35A	8EL 731 715-001 Alternator	472
				☞ OM441.989; 35A	8EL 731 715-001 Alternator	472
				☞ OM441.993; 35A	8EL 731 715-001 Alternator	472
				01/94→; →09/96; ☞ OM445.923; 35A	8EL 731 715-001 Alternator	472
				☞ OM441.993; 80A	8EL 732 707-001 Alternator	472
				01/94→; →09/96; ☞ OM445.933; 80A	8EL 732 707-001 Alternator	472

Manufacturer - Model	Power	Displ.	Year of Constr.	Remark	Part Number	Page
MERCEDES-BENZ - MK						12/87→09/96
1234 AF	250 kW		01/92→09/96	01/94→; →09/96; ⚡ OM445.923; 80A	8EL 732 707-001 Alternator	472
1417	121 - 129 kW		07/89→09/96	⚡ OM356.940; 55A	8EL 725 736-001 Alternator	468
				03/94→; →09/96; ⚡ OM357.915; 55A	8EL 725 736-001 Alternator	468
				07/92→; →09/96; ⚡ OM356.943; 55A	8EL 725 736-001 Alternator	468
				07/89→; →07/92; ⚡ OM366.952; 55A	8EL 725 736-001 Alternator	468
				07/89→; →02/91; ⚡ OM366.952; 30A	8EL 725 858-001 Alternator	469
				⚡ OM356.940; 35A	8EL 731 715-001 Alternator	472
				03/91→; →07/92; ⚡ OM366.952; 35A	8EL 731 715-001 Alternator	472
				03/94→; →09/96; ⚡ OM357.915; 35A	8EL 731 715-001 Alternator	472
				07/92→; →09/96; ⚡ OM356.943; 35A	8EL 731 715-001 Alternator	472
				07/92→; →09/96; ⚡ OM356.943; 80A	8EL 732 707-001 Alternator	472
				⚡ OM356.940; 80A	8EL 732 707-001 Alternator	472
				03/94→; →09/96; ⚡ OM357.915; 80A	8EL 732 707-001 Alternator	472
				07/89→; →07/92; ⚡ OM366.952; 80A	8EL 732 707-001 Alternator	472
				1417 A 1417 K	121 - 129 kW 121 - 125 kW	
07/92→; →09/96; ⚡ OM356.943; 55A	8EL 725 736-001 Alternator	468				
07/89→; →02/91; ⚡ OM366.952; 30A	8EL 725 858-001 Alternator	469				
03/91→; →07/92; ⚡ OM366.952; 35A	8EL 731 715-001 Alternator	472				
07/92→; →09/96; ⚡ OM356.943; 35A	8EL 731 715-001 Alternator	472				
03/94→; →09/96; ⚡ OM357.915; 35A	8EL 731 715-001 Alternator	472				
07/92→; →09/96; ⚡ OM356.943; 80A	8EL 732 707-001 Alternator	472				
07/89→; →07/92; ⚡ OM366.952; 80A	8EL 732 707-001 Alternator	472				
1417 AK	121 - 129 kW		09/89→09/96	01/94→; →09/96; ⚡ OM357.915; 55A	8EL 725 736-001 Alternator	468
				07/92→; →09/09; ⚡ OM356.943; 55A	8EL 725 736-001 Alternator	468
				07/89→; →07/92; ⚡ OM366.952; 55A	8EL 725 736-001 Alternator	468
				07/89→; →02/91; ⚡ OM366.952; 30A	8EL 725 858-001 Alternator	469
				03/91→; →07/92; ⚡ OM366.952; 35A	8EL 731 715-001 Alternator	472
				01/94→; →09/96; ⚡ OM357.915; 35A	8EL 731 715-001 Alternator	472
				07/92→; →09/96; ⚡ OM356.943; 35A	8EL 731 715-001 Alternator	472
				07/92→; →09/96; ⚡ OM356.943; 80A	8EL 732 707-001 Alternator	472
				07/89→; →07/92; ⚡ OM366.952; 80A	8EL 732 707-001 Alternator	472
1420,1420 L	155 kW		12/87→09/96	08/94→; →09/96; ⚡ OM356.987; 55A	8EL 725 736-001 Alternator	468
				02/90→; →09/96; ⚡ OM356.984; 55A	8EL 725 736-001 Alternator	468
				02/90→; →02/91; ⚡ OM356.984; 30A	8EL 725 858-001 Alternator	469
				03/91→; →06/93; ⚡ OM356.984; 35A	8EL 731 715-001 Alternator	472
				08/94→; →09/96; ⚡ OM356.987; 35A	8EL 731 715-001 Alternator	472
				02/90→; →09/96; ⚡ OM356.984; 80A	8EL 732 707-001 Alternator	472

Manufacturer - Model	Power	Displ.	Year of Constr.	Remark	Part Number	Page
MERCEDES-BENZ - MK						12/87→09/96
1420 AK	155 kW		09/89→09/96	☺ OM356.987; 55A	8EL 725 736-001 Alternator	468
				☺ OM356.987; 35A	8EL 731 715-001 Alternator	472
				☺ OM356.987; 80A	8EL 732 707-001 Alternator	472
1420 AK	160 - 165 kW		09/89→09/96	☺ OM441.923; 55A	8EL 725 736-001 Alternator	468
				☺ OM441.923; 30A	8EL 725 858-001 Alternator	469
				☺ OM441.905; 30A	8EL 725 858-001 Alternator	469
				☺ OM441.923; 35A	8EL 731 715-001 Alternator	472
				☺ OM441.905; 35A	8EL 731 715-001 Alternator	472
1420 LS	155 kW		02/90→09/96	☺ 02/90→; -06/93; ☺ OM356.984; 55A	8EL 725 736-001 Alternator	468
				☺ 02/90→; -02/91; ☺ OM356.984; 30A	8EL 725 858-001 Alternator	469
				☺ OM356.987; 35A	8EL 731 715-001 Alternator	472
				☺ 03/91→; -06/93; ☺ OM356.984; 35A	8EL 731 715-001 Alternator	472
				☺ 02/90→; -06/93; ☺ OM356.984; 80A	8EL 732 707-001 Alternator	472
1422	230 kW		02/93→08/94	☺ OM401.979; 35A	8EL 731 715-001 Alternator	472
1422,1422 L	160 - 165 kW		12/87→09/96	☺ 06/89→; -08/94; ☺ OM441.923; 55A	8EL 725 736-001 Alternator	468
				☺ 06/89→; -08/94; ☺ OM441.905; 55A	8EL 725 736-001 Alternator	468
				☺ 06/89→; -02/91; ☺ OM441.905; 30A	8EL 725 858-001 Alternator	469
				☺ 06/89→; -02/91; ☺ OM441.923; 30A	8EL 725 858-001 Alternator	469
				☺ 03/91→; -08/94; ☺ OM441.923; 35A	8EL 731 715-001 Alternator	472
				☺ 03/91→; -08/94; ☺ OM441.905; 35A	8EL 731 715-001 Alternator	472
				☺ 06/89→; -08/94; ☺ OM441.905; 80A	8EL 732 707-001 Alternator	472
				☺ 06/89→; -08/94; ☺ OM441.923; 80A	8EL 732 707-001 Alternator	472
1422 F	160 - 165 kW		07/89→09/93	☺ OM441.925; 55A	8EL 725 736-001 Alternator	468
				☺ OM441.913; 55A	8EL 725 736-001 Alternator	468
				☺ OM441.913; 80A	8EL 732 707-001 Alternator	472
				☺ OM441.925; 80A	8EL 732 707-001 Alternator	472
1422 F	180 - 230 kW		02/93→08/94	☺ OM401.973; 35A	8EL 731 715-001 Alternator	472
				☺ OM401.975; 35A	8EL 731 715-001 Alternator	472
				☺ OM401.978; 35A	8EL 731 715-001 Alternator	472
				☺ OM401.979; 35A	8EL 731 715-001 Alternator	472
1422 LS	200 kW		02/93→08/94	☺ OM401.973; 35A	8EL 731 715-001 Alternator	472
				☺ OM401.977; 35A	8EL 731 715-001 Alternator	472

Manufacturer - Model	Power	Displ.	Year of Constr.	Remark	Part Number	Page	
MERCEDES-BENZ - MK						12/87→09/96	
1422 S,1422 LS	160 - 165 kW		12/87→09/96	06/89→; -08/94; ☉ OM441.923; 55A	8EL 725 736-001 Alternator	468	
				06/89→; -08/94; ☉ OM441.905; 55A	8EL 725 736-001 Alternator	468	
				06/89→; -02/91; ☉ OM441.923; 30A	8EL 725 858-001 Alternator	469	
				06/89→; -02/91; ☉ OM441.905; 30A	8EL 725 858-001 Alternator	469	
				03/91→; -08/94; ☉ OM441.905; 35A	8EL 731 715-001 Alternator	472	
				03/91→; -08/94; ☉ OM441.923; 35A	8EL 731 715-001 Alternator	472	
1424	177 kW		07/89→09/96	☉ OM357.946; 55A	8EL 725 736-001 Alternator	468	
1424,1424 L 1424 S,1424 LS	180 - 200 kW		12/87→09/96	02/93→; -09/96; ☉ OM401.973; 55A	8EL 725 736-001 Alternator	468	
				02/93→; -09/96; ☉ OM401.975; 55A	8EL 725 736-001 Alternator	468	
	180 - 200 kW			12/87→09/96	02/93→; -09/96; ☉ OM401.994; 55A	8EL 725 736-001 Alternator	468
					01/95→; -09/96; ☉ OM445.938; 55A	8EL 725 736-001 Alternator	468
					01/95→; -09/96; ☉ OM445.926; 55A	8EL 725 736-001 Alternator	468
					01/95→; -09/96; ☉ OM445.924; 55A	8EL 725 736-001 Alternator	468
					02/93→; -09/96; ☉ OM401.975; 35A	8EL 731 715-001 Alternator	472
					02/93→; -09/96; ☉ OM401.994; 35A	8EL 731 715-001 Alternator	472
					02/93→; -09/96; ☉ OM401.973; 35A	8EL 731 715-001 Alternator	472
					02/93→; -09/96; ☉ OM401.975; 80A	8EL 732 707-001 Alternator	472
					01/95→; -09/96; ☉ OM445.938; 80A	8EL 732 707-001 Alternator	472
					02/93→; -09/96; ☉ OM401.994; 80A	8EL 732 707-001 Alternator	472
					02/93→; -09/96; ☉ OM401.973; 80A	8EL 732 707-001 Alternator	472
					01/95→; -09/96; ☉ OM445.924; 80A	8EL 732 707-001 Alternator	472
					01/95→; -09/96; ☉ OM445.926; 80A	8EL 732 707-001 Alternator	472
					1426 S,1426 LS	191 - 195 kW	
06/89→; -09/93; ☉ OM442.932; 55A	8EL 725 736-001 Alternator	468					
06/89→; -02/91; ☉ OM442.932; 30A	8EL 725 858-001 Alternator	469					
06/89→; -02/91; ☉ OM442.914; 30A	8EL 725 858-001 Alternator	469					
03/91→; -09/93; ☉ OM442.914; 35A	8EL 731 715-001 Alternator	472					
03/91→; -09/93; ☉ OM442.932; 35A	8EL 731 715-001 Alternator	472					
06/89→; -09/93; ☉ OM442.914; 80A	8EL 732 707-001 Alternator	472					
06/89→; -09/93; ☉ OM442.932; 80A	8EL 732 707-001 Alternator	472					
1427 1427 L 1427 S, 1427 LS	200 kW		02/93→09/96 12/87→09/96 02/93→09/96	☉ OM401.973; 55A	8EL 725 736-001 Alternator	468	
				☉ OM401.973; 35A	8EL 731 715-001 Alternator	472	
				☉ OM401.973; 80A	8EL 732 707-001 Alternator	472	
1427 F	200 kW		02/93→09/96	☉ OM401.991; 55A	8EL 725 736-001 Alternator	468	
				☉ OM401.985; 55A	8EL 725 736-001 Alternator	468	
				01/94→; -09/96; ☉ OM445.936; 55A	8EL 725 736-001 Alternator	468	
				☉ OM401.985; 80A	8EL 732 707-001 Alternator	472	

Manufacturer - Model	Power	Displ.	Year of Constr.	Remark	Part Number	Page
MERCEDES-BENZ - MK					12/87→09/96	
1427 F	200 kW		02/93→09/96	OM445.936; 80A	8EL 732 707-001 Alternator	472
				01/94→; →09/96; OM445.936; 80A	8EL 732 707-001 Alternator	472
				OM401.991; 80A	8EL 732 707-001 Alternator	472
1427 LS	200 kW		02/93→09/96	OM445.926; 55A	8EL 725 736-001 Alternator	468
				OM445.926; 80A	8EL 732 707-001 Alternator	472
1431	213 kW		12/87→08/96	OM442.907; 55A	8EL 725 736-001 Alternator	468
1729 LS	213 kW		12/87→09/96			
1824	213 kW		12/88→08/94	OM442.907; 35A	8EL 731 715-001 Alternator	472
				OM442.907; 80A	8EL 732 707-001 Alternator	472
1431	230 kW		12/87→08/96	OM401.979; 55A	8EL 725 736-001 Alternator	468
1431 F	230 kW		12/87→08/96			
1831 K	230 kW		12/88→08/94	OM401.979; 35A	8EL 731 715-001 Alternator	472
2531 B	230 kW		12/87→09/96			
				OM401.979; 80A	8EL 732 707-001 Alternator	472
1624 S	180 kW		12/87→09/96	OM401.975; 55A	8EL 725 736-001 Alternator	468
				OM445.924; 55A	8EL 725 736-001 Alternator	468
				OM401.975; 35A	8EL 731 715-001 Alternator	472
				OM445.924; 35A	8EL 731 715-001 Alternator	472
				OM445.924; 80A	8EL 732 707-001 Alternator	472
				OM401.975; 80A	8EL 732 707-001 Alternator	472
1627 AF 2426 L	195 kW 195 kW		01/92→09/96 12/87→09/96	OM442.932; 55A	8EL 725 736-001 Alternator	468
				OM442.914; 55A	8EL 725 736-001 Alternator	468
				OM442.932; 35A	8EL 731 715-001 Alternator	472
				OM442.914; 35A	8EL 731 715-001 Alternator	472
				OM442.914; 80A	8EL 732 707-001 Alternator	472
				OM442.932; 80A	8EL 732 707-001 Alternator	472
1717,1717 L	129 kW		12/87→09/96	09/89→; →08/94; OM356.940; 55A	8EL 725 736-001 Alternator	468
				09/89→; →08/94; OM366.952; 55A	8EL 725 736-001 Alternator	468
				09/89→; →02/91; OM366.952; 30A	8EL 725 858-001 Alternator	469
				09/89→; →02/91; OM356.940; 30A	8EL 725 858-001 Alternator	469
				03/91→; →08/94; OM356.940; 35A	8EL 731 715-001 Alternator	472
				03/91→; →08/94; OM366.952; 35A	8EL 731 715-001 Alternator	472
				09/89→; →08/94; OM356.940; 80A	8EL 732 707-001 Alternator	472
				09/89→; →08/94; OM366.952; 80A	8EL 732 707-001 Alternator	472
1717 AK 1717 K	129 kW 129 kW		09/89→08/94 09/89→08/94	OM366.952; 55A	8EL 725 736-001 Alternator	468
				OM356.940; 55A	8EL 725 736-001 Alternator	468
				09/89→; →02/91; OM356.940; 30A	8EL 725 858-001 Alternator	469
				09/89→; →02/91; OM366.952; 30A	8EL 725 858-001 Alternator	469
				03/91→; →08/94; OM356.940; 35A	8EL 731 715-001 Alternator	472
				03/91→; →08/94; OM366.952; 35A	8EL 731 715-001 Alternator	472

Manufacturer - Model	Power	Displ.	Year of Constr.	Remark	Part Number	Page
MERCEDES-BENZ - MK						12/87→09/96
1717 AK	129 kW		09/89→08/94	☺ OM366.952; 80A	8EL 732 707-001 Alternator	472
1717 K	129 kW		09/89→08/94	☺ OM356.940; 80A	8EL 732 707-001 Alternator	472
1720,1720 L	150 - 155 kW		12/87→09/96	02/90→; ☺ OM356.985; 55A	8EL 725 736-001 Alternator	468
				02/90→; ☺ OM366.983; 55A	8EL 725 736-001 Alternator	468
				02/90→; →08/94; ☺ OM356.984; 55A	8EL 725 736-001 Alternator	468
				02/90→; →02/91; ☺ OM356.984; 30A	8EL 725 858-001 Alternator	469
				02/90→; →02/91; ☺ OM366.983; 30A	8EL 725 858-001 Alternator	469
				02/90→; →02/91; ☺ OM356.985; 30A	8EL 725 858-001 Alternator	469
				03/91→; →08/94; ☺ OM356.984; 35A	8EL 731 715-001 Alternator	472
				03/91→; ☺ OM356.985; 35A	8EL 731 715-001 Alternator	472
				03/91→; ☺ OM366.983; 35A	8EL 731 715-001 Alternator	472
				02/90→; →08/94; ☺ OM356.984; 80A	8EL 732 707-001 Alternator	472
				02/90→; ☺ OM356.985; 80A	8EL 732 707-001 Alternator	472
				02/90→; ☺ OM366.983; 80A	8EL 732 707-001 Alternator	472
1720 L 2422, 2422 L	151 - 153 kW		12/88→08/94	☺ OM441.916; 55A	8EL 725 736-001 Alternator	468
				☺ OM441.932; 55A	8EL 725 736-001 Alternator	468
				☺ OM441.920; 55A	8EL 725 736-001 Alternator	468
				☺ OM441.932; 35A	8EL 731 715-001 Alternator	472
	151 - 153 kW		09/89→08/94	☺ OM441.920; 35A	8EL 731 715-001 Alternator	472
				☺ OM441.916; 35A	8EL 731 715-001 Alternator	472
				☺ OM441.916; 80A	8EL 732 707-001 Alternator	472
				☺ OM441.920; 80A	8EL 732 707-001 Alternator	472
☺ OM441.932; 80A	8EL 732 707-001 Alternator	472				
1720 S	155 kW		02/90→08/94	☺ OM356.984; 55A	8EL 725 736-001 Alternator	468
				02/90→; →02/91; ☺ OM356.984; 30A	8EL 725 858-001 Alternator	469
				03/91→; →08/94; ☺ OM356.984; 35A	8EL 731 715-001 Alternator	472
				☺ OM356.984; 80A	8EL 732 707-001 Alternator	472
1722 2422 L 2522 L	153 kW		08/88→08/94	☺ OM441.920; 55A	8EL 725 736-001 Alternator	468
	153 kW		12/87→09/96	☺ OM441.920; 35A	8EL 731 715-001 Alternator	472
	153 kW		12/87→09/96	☺ OM441.920; 80A	8EL 732 707-001 Alternator	472
1722	218 kW		12/88→08/94	☺ OM442.907; 55A	8EL 725 736-001 Alternator	468
				12/88→; →02/91; ☺ OM442.907; 30A	8EL 725 858-001 Alternator	469
				03/91→; →08/94; ☺ OM442.907; 35A	8EL 731 715-001 Alternator	472
				☺ OM442.907; 80A	8EL 732 707-001 Alternator	472
1722,1722 L, 1722 LL	151 - 165 kW		12/87→09/96	12/88→; →08/94; ☺ OM441.916; 55A	8EL 725 736-001 Alternator	468
				12/88→; →08/94; ☺ OM441.905; 55A	8EL 725 736-001 Alternator	468
				12/88→; →08/94; ☺ OM441.914; 55A	8EL 725 736-001 Alternator	468

Manufacturer - Model	Power	Displ.	Year of Constr.	Remark	Part Number	Page
MERCEDES-BENZ - MK						12/87→09/96
1722,1722 L, 1722 LL	151 - 165 kW		12/87→09/96	12/88→; →08/94; ☉ OM441.913; 55A	8EL 725 736-001 Alternator	468
				12/88→; →08/94; ☉ OM441.923; 55A	8EL 725 736-001 Alternator	468
				12/88→; →08/94; ☉ OM441.932; 55A	8EL 725 736-001 Alternator	468
				12/88→; →08/94; ☉ OM441.920; 55A	8EL 725 736-001 Alternator	468
				12/88→; →02/91; ☉ OM441.932; 30A	8EL 725 858-001 Alternator	469
				12/88→; →02/91; ☉ OM441.920; 30A	8EL 725 858-001 Alternator	469
				12/88→; →02/91; ☉ OM441.916; 30A	8EL 725 858-001 Alternator	469
				12/88→; →02/91; ☉ OM441.914; 30A	8EL 725 858-001 Alternator	469
				12/88→; →02/91; ☉ OM441.913; 30A	8EL 725 858-001 Alternator	469
				12/88→; →02/91; ☉ OM441.923; 30A	8EL 725 858-001 Alternator	469
				12/88→; →02/91; ☉ OM441.905; 30A	8EL 725 858-001 Alternator	469
				03/91→; →08/94; ☉ OM441.923; 35A	8EL 731 715-001 Alternator	472
				03/91→; →08/94; ☉ OM441.920; 35A	8EL 731 715-001 Alternator	472
				03/91→; →08/94; ☉ OM441.905; 35A	8EL 731 715-001 Alternator	472
				03/91→; →08/94; ☉ OM441.932; 35A	8EL 731 715-001 Alternator	472
				03/91→; →08/94; ☉ OM441.913; 35A	8EL 731 715-001 Alternator	472
				03/91→; →08/94; ☉ OM441.916; 35A	8EL 731 715-001 Alternator	472
				03/91→; →08/94; ☉ OM441.914; 35A	8EL 731 715-001 Alternator	472
				12/88→; →08/94; ☉ OM441.916; 80A	8EL 732 707-001 Alternator	472
				12/88→; →08/94; ☉ OM441.920; 80A	8EL 732 707-001 Alternator	472
				12/88→; →08/94; ☉ OM441.905; 80A	8EL 732 707-001 Alternator	472
				12/88→; →08/94; ☉ OM441.913; 80A	8EL 732 707-001 Alternator	472
				12/88→; →08/94; ☉ OM441.923; 80A	8EL 732 707-001 Alternator	472
				12/88→; →08/94; ☉ OM441.932; 80A	8EL 732 707-001 Alternator	472
12/88→; →08/94; ☉ OM441.914; 80A	8EL 732 707-001 Alternator	472				
1722, 1722 L, 1722 LL 2422 , 2422 L 2422 L	160 - 165 kW 160 - 165 kW 160 - 170 kW		08/88→08/94 09/89→08/94 12/87→09/96	☉ OM441.905; 55A	8EL 725 736-001 Alternator	468
				☉ OM441.923; 55A	8EL 725 736-001 Alternator	468
				☉ OM441.923; 35A	8EL 731 715-001 Alternator	472
				☉ OM441.905; 35A	8EL 731 715-001 Alternator	472
				☉ OM441.905; 80A	8EL 732 707-001 Alternator	472
				☉ OM441.923; 80A	8EL 732 707-001 Alternator	472
1722 AK	151 - 165 kW		12/88→08/94	☉ OM441.926; 55A	8EL 725 736-001 Alternator	468
				☉ OM441.933; 55A	8EL 725 736-001 Alternator	468
				☉ OM441.914; 55A	8EL 725 736-001 Alternator	468
				12/88→; →02/91; ☉ OM441.914; 30A	8EL 725 858-001 Alternator	469
				12/88→; →02/91; ☉ OM441.933; 30A	8EL 725 858-001 Alternator	469
				12/88→; →02/91; ☉ OM441.926; 30A	8EL 725 858-001 Alternator	469

Manufacturer - Model	Power	Displ.	Year of Constr.	Remark	Part Number	Page	
MERCEDES-BENZ - MK						12/87→09/96	
1722 AK	151 - 165 kW		12/88→08/94	03/91→; →08/94; ☉ OM441.914; 35A	8EL 731 715-001 Alternator	472	
				03/91→; →08/94; ☉ OM441.926; 35A	8EL 731 715-001 Alternator	472	
				03/91→; →08/94; ☉ OM441.933; 35A	8EL 731 715-001 Alternator	472	
				☉ OM441.933; 80A	8EL 732 707-001 Alternator	472	
				☉ OM441.926; 80A	8EL 732 707-001 Alternator	472	
				☉ OM441.914; 80A	8EL 732 707-001 Alternator	472	
1722 AK	177 kW		12/88→08/94	☉ OM356.999; 55A	8EL 725 736-001 Alternator	468	
				12/88→; →02/91; ☉ OM356.999; 30A	8EL 725 858-001 Alternator	469	
				03/91→; →08/94; ☉ OM356.999; 35A	8EL 731 715-001 Alternator	472	
				☉ OM356.999; 80A	8EL 732 707-001 Alternator	472	
1722 AK 1727 L	200 kW		12/88→08/94	☉ OM401.973; 55A	8EL 725 736-001 Alternator	468	
				☉ OM401.978; 55A	8EL 725 736-001 Alternator	468	
				12/88→; →02/91; ☉ OM401.973; 30A	8EL 725 858-001 Alternator	469	
				12/88→; →02/91; ☉ OM401.978; 30A	8EL 725 858-001 Alternator	469	
	200 kW			12/88→08/94	03/91→; →08/94; ☉ OM401.973; 35A	8EL 731 715-001 Alternator	472
					03/91→; →08/94; ☉ OM401.978; 35A	8EL 731 715-001 Alternator	472
					☉ OM401.973; 80A	8EL 732 707-001 Alternator	472
					☉ OM401.978; 80A	8EL 732 707-001 Alternator	472
1722 K	153 - 165 kW		12/88→08/94	☉ OM441.905; 55A	8EL 725 736-001 Alternator	468	
				☉ OM441.923; 55A	8EL 725 736-001 Alternator	468	
				☉ OM441.920; 55A	8EL 725 736-001 Alternator	468	
				☉ OM441.913; 55A	8EL 725 736-001 Alternator	468	
				☉ OM441.914; 55A	8EL 725 736-001 Alternator	468	
				☉ OM441.916; 55A	8EL 725 736-001 Alternator	468	
				12/88→; →02/91; ☉ OM441.914; 30A	8EL 725 858-001 Alternator	469	
				12/88→; →02/91; ☉ OM441.913; 30A	8EL 725 858-001 Alternator	469	
				12/88→; →02/91; ☉ OM441.905; 30A	8EL 725 858-001 Alternator	469	
				12/88→; →02/91; ☉ OM441.920; 30A	8EL 725 858-001 Alternator	469	
				12/88→; →02/91; ☉ OM441.923; 30A	8EL 725 858-001 Alternator	469	
				12/88→; →02/91; ☉ OM441.916; 30A	8EL 725 858-001 Alternator	469	
				03/91→; →08/94; ☉ OM441.916; 35A	8EL 731 715-001 Alternator	472	
				03/91→; →08/94; ☉ OM441.920; 35A	8EL 731 715-001 Alternator	472	
				03/91→; →08/94; ☉ OM441.923; 35A	8EL 731 715-001 Alternator	472	
				03/91→; →08/94; ☉ OM441.913; 35A	8EL 731 715-001 Alternator	472	
				03/91→; →08/94; ☉ OM441.905; 35A	8EL 731 715-001 Alternator	472	
				03/91→; →08/94; ☉ OM441.914; 35A	8EL 731 715-001 Alternator	472	
				☉ OM441.905; 80A	8EL 732 707-001 Alternator	472	

Manufacturer - Model	Power	Displ.	Year of Constr.	Remark	Part Number	Page
MERCEDES-BENZ - MK						12/87→09/96
1722 K	153 - 165 kW		12/88→08/94	☺ OM441.923; 80A	8EL 732 707-001 Alternator	472
				☺ OM441.920; 80A	8EL 732 707-001 Alternator	472
				☺ OM441.913; 80A	8EL 732 707-001 Alternator	472
				☺ OM441.916; 80A	8EL 732 707-001 Alternator	472
				☺ OM441.914; 80A	8EL 732 707-001 Alternator	472
1722 K	230 kW		12/88→08/94	☺ OM401.979; 55A	8EL 725 736-001 Alternator	468
				12/88→; →02/91; ☺ OM401.979; 30A	8EL 725 858-001 Alternator	469
				03/91→; →08/94; ☺ OM401.979; 35A	8EL 731 715-001 Alternator	472
				☺ OM401.979; 80A	8EL 732 707-001 Alternator	472
1722 L	150 kW		12/88→08/94	☺ OM366.983; 55A	8EL 725 736-001 Alternator	468
				12/88→; →02/91; ☺ OM366.983; 30A	8EL 725 858-001 Alternator	469
				03/91→; →08/94; ☺ OM366.983; 35A	8EL 731 715-001 Alternator	472
				☺ OM366.983; 80A	8EL 732 707-001 Alternator	472
1722 S	153 - 165 kW		12/88→08/94	☺ OM441.905; 55A	8EL 725 736-001 Alternator	468
				☺ OM441.923; 55A	8EL 725 736-001 Alternator	468
				☺ OM441.920; 55A	8EL 725 736-001 Alternator	468
				☺ OM441.913; 55A	8EL 725 736-001 Alternator	468
				☺ OM441.914; 55A	8EL 725 736-001 Alternator	468
				☺ OM441.916; 55A	8EL 725 736-001 Alternator	468
				12/88→; →02/91; ☺ OM441.914; 30A	8EL 725 858-001 Alternator	469
				12/88→; →02/91; ☺ OM441.913; 30A	8EL 725 858-001 Alternator	469
				12/88→; →02/91; ☺ OM441.905; 30A	8EL 725 858-001 Alternator	469
				12/88→; →02/91; ☺ OM441.920; 30A	8EL 725 858-001 Alternator	469
				12/88→; →02/91; ☺ OM441.923; 30A	8EL 725 858-001 Alternator	469
				12/88→; →03/91; ☺ OM441.916; 30A	8EL 725 858-001 Alternator	469
				03/91→; →08/94; ☺ OM441.916; 35A	8EL 731 715-001 Alternator	472
				03/91→; →08/94; ☺ OM441.920; 35A	8EL 731 715-001 Alternator	472
				03/91→; →08/94; ☺ OM441.923; 35A	8EL 731 715-001 Alternator	472
				03/91→; →08/94; ☺ OM441.913; 35A	8EL 731 715-001 Alternator	472
				03/91→; →08/94; ☺ OM441.905; 35A	8EL 731 715-001 Alternator	472
				03/91→; →08/94; ☺ OM441.914; 35A	8EL 731 715-001 Alternator	472
				☺ OM441.905; 80A	8EL 732 707-001 Alternator	472
				☺ OM441.923; 80A	8EL 732 707-001 Alternator	472
				☺ OM441.920; 80A	8EL 732 707-001 Alternator	472
				☺ OM441.913; 80A	8EL 732 707-001 Alternator	472
☺ OM441.916; 80A	8EL 732 707-001 Alternator	472				
☺ OM441.914; 80A	8EL 732 707-001 Alternator	472				

Manufacturer - Model	Power	Displ.	Year of Constr.	Remark	Part Number	Page
MERCEDES-BENZ - MK						12/87→09/96
1726,1726 L, 1726 LL	195 - 218 kW		12/87→09/96	12/88→; →08/94; ☉ OM442.922; 55A	8EL 725 736-001 Alternator	468
				12/88→; →08/94; ☉ OM442.923; 55A	8EL 725 736-001 Alternator	468
				12/88→; →08/94; ☉ OM442.909; 55A	8EL 725 736-001 Alternator	468
				12/88→; →08/94; ☉ OM442.932; 55A	8EL 725 736-001 Alternator	468
				12/88→; →08/94; ☉ OM442.907; 55A	8EL 725 736-001 Alternator	468
				12/88→; →08/94; ☉ OM442.906; 55A	8EL 725 736-001 Alternator	468
				12/88→; →08/94; ☉ OM442.914; 55A	8EL 725 736-001 Alternator	468
				12/88→; →02/91; ☉ OM442.907; 30A	8EL 725 858-001 Alternator	469
				12/88→; →02/91; ☉ OM442.906; 30A	8EL 725 858-001 Alternator	469
				12/88→; →02/91; ☉ OM442.909; 30A	8EL 725 858-001 Alternator	469
				12/88→; →02/91; ☉ OM442.923; 30A	8EL 725 858-001 Alternator	469
				12/88→; →02/91; ☉ OM442.914; 30A	8EL 725 858-001 Alternator	469
				12/88→; →02/91; ☉ OM442.932; 30A	8EL 725 858-001 Alternator	469
				12/88→; →02/91; ☉ OM442.922; 30A	8EL 725 858-001 Alternator	469
				03/91→; →08/94; ☉ OM442.906; 35A	8EL 731 715-001 Alternator	472
				03/91→; →08/94; ☉ OM442.932; 35A	8EL 731 715-001 Alternator	472
				03/91→; →08/94; ☉ OM442.922; 35A	8EL 731 715-001 Alternator	472
				03/91→; →08/94; ☉ OM442.923; 35A	8EL 731 715-001 Alternator	472
				03/91→; →08/94; ☉ OM442.914; 35A	8EL 731 715-001 Alternator	472
				03/91→; →08/94; ☉ OM442.907; 35A	8EL 731 715-001 Alternator	472
				03/91→; →08/94; ☉ OM442.909; 35A	8EL 731 715-001 Alternator	472
				12/88→; →08/94; ☉ OM442.907; 80A	8EL 732 707-001 Alternator	472
				12/88→; →08/94; ☉ OM442.906; 80A	8EL 732 707-001 Alternator	472
				12/88→; →08/94; ☉ OM442.909; 80A	8EL 732 707-001 Alternator	472
				12/88→; →08/94; ☉ OM442.914; 80A	8EL 732 707-001 Alternator	472
				12/88→; →08/94; ☉ OM442.923; 80A	8EL 732 707-001 Alternator	472
12/88→; →08/94; ☉ OM442.922; 80A	8EL 732 707-001 Alternator	472				
12/88→; →08/94; ☉ OM442.932; 80A	8EL 732 707-001 Alternator	472				
1726 AK	195 kW		06/89→08/94	☉ OM442.922; 55A	8EL 725 736-001 Alternator	468
				☉ OM442.935; 55A	8EL 725 736-001 Alternator	468
				06/89→; →02/91; ☉ OM442.935; 30A	8EL 725 858-001 Alternator	469
				06/89→; →02/91; ☉ OM442.922; 30A	8EL 725 858-001 Alternator	469
				03/91→; →08/94; ☉ OM442.935; 35A	8EL 731 715-001 Alternator	472
				03/91→; →08/94; ☉ OM442.922; 35A	8EL 731 715-001 Alternator	472
				☉ OM442.922; 80A	8EL 732 707-001 Alternator	472
1726 K	195 kW		12/88→08/94	☉ OM442.914; 55A	8EL 725 736-001 Alternator	468

Manufacturer - Model	Power	Displ.	Year of Constr.	Remark	Part Number	Page
MERCEDES-BENZ - MK						12/87→09/96
1726 K	195 kW		12/88→08/94	☺ OM440.909; 55A	8EL 725 736-001 Alternator	468
				☺ OM442.932; 55A	8EL 725 736-001 Alternator	468
				☺ OM442.922; 55A	8EL 725 736-001 Alternator	468
				12/88→; -02/91; ☺ OM442.914; 30A	8EL 725 858-001 Alternator	469
				12/88→; -02/91; ☺ OM442.922; 30A	8EL 725 858-001 Alternator	469
				12/88→; -02/91; ☺ OM442.932; 30A	8EL 725 858-001 Alternator	469
				12/88→; -02/91; ☺ OM440.909; 30A	8EL 725 858-001 Alternator	469
				03/91→; -08/94; ☺ OM442.922; 35A	8EL 731 715-001 Alternator	472
				03/91→; -08/94; ☺ OM442.914; 35A	8EL 731 715-001 Alternator	472
				03/91→; -08/94; ☺ OM440.909; 35A	8EL 731 715-001 Alternator	472
				03/91→; -08/94; ☺ OM442.932; 35A	8EL 731 715-001 Alternator	472
				☺ OM440.909; 80A	8EL 732 707-001 Alternator	472
				☺ OM442.922; 80A	8EL 732 707-001 Alternator	472
				☺ OM442.914; 80A	8EL 732 707-001 Alternator	472
				☺ OM442.932; 80A	8EL 732 707-001 Alternator	472
1726 L, 1726 LL	250 kW		12/88→08/94	☺ OM441.960; 55A	8EL 725 736-001 Alternator	468
				12/88→; -02/91; ☺ OM441.960; 30A	8EL 725 858-001 Alternator	469
				03/91→; -08/94; ☺ OM441.960; 35A	8EL 731 715-001 Alternator	472
				☺ OM441.960; 80A	8EL 732 707-001 Alternator	472
1726 LL	200 kW		12/87→09/96	☺ OM401.978; 30A	8EL 725 858-001 Alternator	469
				☺ OM401.973; 30A	8EL 725 858-001 Alternator	469
				☺ OM401.973; 35A	8EL 731 715-001 Alternator	472
				☺ OM401.978; 35A	8EL 731 715-001 Alternator	472
1726 S, 1726 LS	195 - 218 kW		12/87→09/96	12/88→; -08/94; ☺ OM442.932; 55A	8EL 725 736-001 Alternator	468
				12/88→; -08/94; ☺ OM442.914; 55A	8EL 725 736-001 Alternator	468
				12/88→; -08/94; ☺ OM442.922; 55A	8EL 725 736-001 Alternator	468
				12/88→; -08/94; ☺ OM442.907; 55A	8EL 725 736-001 Alternator	468
				12/88→; -02/91; ☺ OM442.922; 30A	8EL 725 858-001 Alternator	469
				12/88→; -02/91; ☺ OM442.932; 30A	8EL 725 858-001 Alternator	469
				12/88→; -02/91; ☺ OM442.907; 30A	8EL 725 858-001 Alternator	469
				12/88→; -02/91; ☺ OM442.914; 30A	8EL 725 858-001 Alternator	469
				03/91→; -08/94; ☺ OM442.932; 35A	8EL 731 715-001 Alternator	472
				03/91→; -08/94; ☺ OM442.907; 35A	8EL 731 715-001 Alternator	472
				03/91→; -08/94; ☺ OM442.922; 35A	8EL 731 715-001 Alternator	472
				03/91→; -08/94; ☺ OM442.914; 35A	8EL 731 715-001 Alternator	472
				12/88→; -08/94; ☺ OM442.914; 80A	8EL 732 707-001 Alternator	472
				12/88→; -08/94; ☺ OM442.907; 80A	8EL 732 707-001 Alternator	472

Manufacturer - Model	Power	Displ.	Year of Constr.	Remark	Part Number	Page
MERCEDES-BENZ - MK						12/87→09/96
1726 S,1726 LS	195 - 218 kW		12/87→09/96	12/88→; -08/94; OM442.922: 80A	8EL 732 707-001 Alternator	472
				12/88→; -08/94; OM442.932: 80A	8EL 732 707-001 Alternator	472
1729	210 - 218 kW		12/87→09/96	12/87→; -08/94; OM442.906: 55A	8EL 725 736-001 Alternator	468
				12/87→; -08/94; OM442.907: 55A	8EL 725 736-001 Alternator	468
				12/87→; -08/94; OM442.923: 35A	8EL 731 715-001 Alternator	472
				12/87→; -08/94; OM442.907: 35A	8EL 731 715-001 Alternator	472
				12/87→; -08/94; OM442.906: 35A	8EL 731 715-001 Alternator	472
				12/87→; -08/94; OM442.907: 80A	8EL 732 707-001 Alternator	472
				12/87→; -08/94; OM442.906: 80A	8EL 732 707-001 Alternator	472
1733,1733 L, 1734 L	243 - 250 kW		12/87→09/96	01/89→; -07/92; OM441.960: 55A	8EL 725 736-001 Alternator	468
				01/89→; -07/92; OM441.962: 55A	8EL 725 736-001 Alternator	468
				01/89→; -07/92; OM445.939: 55A	8EL 725 736-001 Alternator	468
				01/89→; -07/92; OM445.920: 55A	8EL 725 736-001 Alternator	468
				01/89→; -07/92; OM441.983: 55A	8EL 725 736-001 Alternator	468
				01/89→; -07/92; OM441.986: 55A	8EL 725 736-001 Alternator	468
				01/89→; -07/92; OM441.981: 55A	8EL 725 736-001 Alternator	468
				01/89→; -07/92; OM441.989: 55A	8EL 725 736-001 Alternator	468
				01/89→; -02/91; OM441.981: 30A	8EL 725 858-001 Alternator	469
				01/89→; -02/91; OM441.983: 30A	8EL 725 858-001 Alternator	469
				01/89→; -02/91; OM441.989: 30A	8EL 725 858-001 Alternator	469
				01/89→; -02/91; OM441.986: 30A	8EL 725 858-001 Alternator	469
				01/89→; -02/91; OM441.960: 30A	8EL 725 858-001 Alternator	469
				01/89→; -02/91; OM445.939: 30A	8EL 725 858-001 Alternator	469
				01/89→; -02/91; OM445.920: 30A	8EL 725 858-001 Alternator	469
				01/89→; -02/91; OM441.962: 30A	8EL 725 858-001 Alternator	469
				03/91→; -07/92; OM441.962: 35A	8EL 731 715-001 Alternator	472
				03/91→; -07/92; OM441.986: 35A	8EL 731 715-001 Alternator	472
				03/91→; -07/92; OM445.920: 35A	8EL 731 715-001 Alternator	472
				03/91→; -07/92; OM441.960: 35A	8EL 731 715-001 Alternator	472
				03/91→; -07/92; OM441.983: 35A	8EL 731 715-001 Alternator	472
				03/91→; -07/92; OM441.981: 35A	8EL 731 715-001 Alternator	472
				03/91→; -07/92; OM441.989: 35A	8EL 731 715-001 Alternator	472
				03/91→; -07/92; OM445.939: 35A	8EL 731 715-001 Alternator	472
				01/89→; -07/92; OM445.920: 80A	8EL 732 707-001 Alternator	472
				01/89→; -07/92; OM441.962: 80A	8EL 732 707-001 Alternator	472
				01/89→; -07/92; OM441.960: 80A	8EL 732 707-001 Alternator	472
				01/89→; -07/92; OM445.939: 80A	8EL 732 707-001 Alternator	472

Manufacturer - Model	Power	Displ.	Year of Constr.	Remark	Part Number	Page
MERCEDES-BENZ - MK						12/87→09/96
1733,1733 L, 1734 L	243 - 250 kW		12/87→09/96	01/89→; -07/92; ⚡ OM441.989; 80A	8EL 732 707-001 Alternator	472
				01/89→; -07/92; ⚡ OM441.981; 80A	8EL 732 707-001 Alternator	472
				01/89→; -07/92; ⚡ OM441.983; 80A	8EL 732 707-001 Alternator	472
				01/89→; -07/92; ⚡ OM441.986; 80A	8EL 732 707-001 Alternator	472
1733 S,1733 LS	243 - 249 kW		12/87→09/96	01/89→; -07/92; ⚡ OM441.962; 55A	8EL 725 736-001 Alternator	468
				01/89→; -07/92; ⚡ OM441.960; 55A	8EL 725 736-001 Alternator	468
				01/89→; -07/92; ⚡ OM441.983; 55A	8EL 725 736-001 Alternator	468
				01/89→; -07/92; ⚡ OM441.981; 55A	8EL 725 736-001 Alternator	468
				01/89→; -02/91; ⚡ OM441.981; 30A	8EL 725 858-001 Alternator	469
				01/89→; -02/91; ⚡ OM441.983; 30A	8EL 725 858-001 Alternator	469
				01/89→; -02/91; ⚡ OM441.962; 30A	8EL 725 858-001 Alternator	469
				01/89→; -02/91; ⚡ OM441.960; 30A	8EL 725 858-001 Alternator	469
				03/91→; -07/92; ⚡ OM441.962; 35A	8EL 731 715-001 Alternator	472
				03/91→; -07/92; ⚡ OM441.960; 35A	8EL 731 715-001 Alternator	472
				03/91→; -07/92; ⚡ OM441.981; 35A	8EL 731 715-001 Alternator	472
				03/91→; -07/92; ⚡ OM441.983; 35A	8EL 731 715-001 Alternator	472
				01/89→; -07/92; ⚡ OM441.962; 80A	8EL 732 707-001 Alternator	472
				01/89→; -07/92; ⚡ OM441.960; 80A	8EL 732 707-001 Alternator	472
				01/89→; -07/92; ⚡ OM441.981; 80A	8EL 732 707-001 Alternator	472
				01/89→; -07/92; ⚡ OM441.983; 80A	8EL 732 707-001 Alternator	472
1820,1820 L	155 kW		12/87→09/96	01/94→; -09/96; ⚡ OM357.925; 55A	8EL 725 736-001 Alternator	468
				05/92→; -09/96; ⚡ OM356.987; 55A	8EL 725 736-001 Alternator	468
				01/91→; -02/01; ⚡ OM356.984; 55A	8EL 725 736-001 Alternator	468
				01/91→; -02/91; ⚡ OM357.925; 30A	8EL 725 858-001 Alternator	469
				01/91→; -02/91; ⚡ OM356.984; 30A	8EL 725 858-001 Alternator	469
				01/91→; -02/91; ⚡ OM356.987; 30A	8EL 725 858-001 Alternator	469
				03/91→; -02/01; ⚡ OM356.984; 35A	8EL 731 715-001 Alternator	472
				05/92→; -09/96; ⚡ OM356.987; 35A	8EL 731 715-001 Alternator	472
				01/94→; -09/96; ⚡ OM357.925; 35A	8EL 731 715-001 Alternator	472
				01/94→; -09/96; ⚡ OM357.925; 80A	8EL 732 707-001 Alternator	472
				01/91→; -02/01; ⚡ OM356.984; 80A	8EL 732 707-001 Alternator	472
				05/92→; -09/96; ⚡ OM356.987; 80A	8EL 732 707-001 Alternator	472
1820 AK	155 kW		07/93→09/96	⚡ OM356.987; 55A	8EL 725 736-001 Alternator	468
				01/94→; -09/96; ⚡ OM357.925; 55A	8EL 725 736-001 Alternator	468
				⚡ OM356.987; 35A	8EL 731 715-001 Alternator	472
				01/94→; -09/96; ⚡ OM357.925; 35A	8EL 731 715-001 Alternator	472
				01/94→; -09/96; ⚡ OM357.925; 80A	8EL 732 707-001 Alternator	472

Manufacturer - Model	Power	Displ.	Year of Constr.	Remark	Part Number	Page
MERCEDES-BENZ - MK						12/87→09/96
1820 K	155 kW		05/92→09/96	☞ OM356.987; 55A	8EL 725 736-001 Alternator	468
				☞ OM357.925; 55A	8EL 725 736-001 Alternator	468
				☞ OM356.987; 80A	8EL 732 707-001 Alternator	472
				☞ OM357.925; 80A	8EL 732 707-001 Alternator	472
1824 1824 K 2524 2524 K	180 kW		08/92→09/96 08/92→09/96 06/92→09/96 06/92→09/96	☞ OM401.975; 55A	8EL 725 736-001 Alternator	468
				☞ OM401.975; 35A	8EL 731 715-001 Alternator	472
				☞ OM401.975; 80A	8EL 732 707-001 Alternator	472
				☞ OM445.938; 55A	8EL 725 736-001 Alternator	468
1824	180 kW		01/94→09/96	☞ OM445.924; 55A	8EL 725 736-001 Alternator	468
				☞ OM445.924; 80A	8EL 732 707-001 Alternator	472
				☞ OM445.938; 80A	8EL 732 707-001 Alternator	472
				☞ OM445.938; 30A	8EL 725 858-001 Alternator	469
1824,1824 L	180 kW		12/87→09/96	01/94→; →09/96; ☞ OM445.924; 55A	8EL 725 736-001 Alternator	468
				01/94→; →09/96; ☞ OM445.938; 55A	8EL 725 736-001 Alternator	468
				01/94→; →09/96; ☞ OM445.941; 55A	8EL 725 736-001 Alternator	468
				01/94→; →09/96; ☞ OM445.938; 30A	8EL 725 858-001 Alternator	469
				01/94→; →09/96; ☞ OM445.924; 35A	8EL 731 715-001 Alternator	472
				01/94→; →09/96; ☞ OM445.941; 35A	8EL 731 715-001 Alternator	472
				01/94→; →09/96; ☞ OM445.924; 80A	8EL 732 707-001 Alternator	472
				01/94→; →09/96; ☞ OM445.941; 80A	8EL 732 707-001 Alternator	472
1824 AK	177 kW		08/92→09/96	☞ OM356.999; 55A	8EL 725 736-001 Alternator	468
				☞ OM356.999; 35A	8EL 731 715-001 Alternator	472
				☞ OM356.999; 80A	8EL 732 707-001 Alternator	472
1824 AK	180 kW		08/92→09/96	☞ OM401.984; 55A	8EL 725 736-001 Alternator	468
				☞ OM401.984; 35A	8EL 731 715-001 Alternator	472
				☞ OM401.984; 80A	8EL 732 707-001 Alternator	472
1824 AK	180 - 230 kW		01/94→09/96	☞ OM445.933; 55A	8EL 725 736-001 Alternator	468
				☞ OM445.930; 55A	8EL 725 736-001 Alternator	468
				☞ OM445.925; 55A	8EL 725 736-001 Alternator	468
				☞ OM445.925; 80A	8EL 732 707-001 Alternator	472
				☞ OM445.933; 80A	8EL 732 707-001 Alternator	472
				☞ OM445.930; 80A	8EL 732 707-001 Alternator	472

Manufacturer - Model	Power	Displ.	Year of Constr.	Remark	Part Number	Page
MERCEDES-BENZ - MK						12/87→09/96
1824 K	180 kW		01/94→09/96	☺ OM445.938; 55A	8EL 725 736-001 Alternator	468
				☺ OM445.926; 55A	8EL 725 736-001 Alternator	468
				☺ OM445.924; 55A	8EL 725 736-001 Alternator	468
				☺ OM445.924; 80A	8EL 732 707-001 Alternator	472
				☺ OM445.926; 80A	8EL 732 707-001 Alternator	472
				☺ OM445.938; 80A	8EL 732 707-001 Alternator	472
1827,1827 L	200 kW		12/87→09/96	01/94→; →09/96; ☺ OM445.936; 55A	8EL 725 736-001 Alternator	468
				01/94→; →09/96; ☺ OM445.926; 55A	8EL 725 736-001 Alternator	468
				02/91→; →02/01; ☺ OM401.991; 55A	8EL 725 736-001 Alternator	468
				02/91→; →02/01; ☺ OM401.973; 55A	8EL 725 736-001 Alternator	468
				02/91→; →02/01; ☺ OM401.977; 55A	8EL 725 736-001 Alternator	468
				12/90→; →02/91; ☺ OM401.991; 30A	8EL 725 858-001 Alternator	469
				12/90→; →02/91; ☺ OM401.973; 30A	8EL 725 858-001 Alternator	469
				12/90→; →02/91; ☺ OM401.977; 30A	8EL 725 858-001 Alternator	469
				02/91→; →02/01; ☺ OM401.991; 35A	8EL 731 715-001 Alternator	472
				02/91→; →02/01; ☺ OM401.973; 35A	8EL 731 715-001 Alternator	472
				03/91→; →02/01; ☺ OM401.977; 35A	8EL 731 715-001 Alternator	472
				02/91→; →02/01; ☺ OM401.977; 80A	8EL 732 707-001 Alternator	472
				02/91→; →02/01; ☺ OM401.973; 80A	8EL 732 707-001 Alternator	472
				01/94→; →09/96; ☺ OM445.926; 80A	8EL 732 707-001 Alternator	472
				01/94→; →09/96; ☺ OM445.936; 80A	8EL 732 707-001 Alternator	472
				12/90→; →02/01; ☺ OM401.991; 80A	8EL 732 707-001 Alternator	472
1827 AK	200 kW		08/92→09/96	☺ OM401.973; 55A	8EL 725 736-001 Alternator	468
				☺ OM401.989; 55A	8EL 725 736-001 Alternator	468
				☺ OM401.989; 35A	8EL 731 715-001 Alternator	472
				☺ OM401.973; 35A	8EL 731 715-001 Alternator	472
				☺ OM445.933; 80A	8EL 732 707-001 Alternator	472
				☺ OM401.973; 80A	8EL 732 707-001 Alternator	472
				☺ OM401.989; 80A	8EL 732 707-001 Alternator	472
1827 K	200 kW		01/94→09/96	☺ OM445.926; 80A	8EL 732 707-001 Alternator	472
2527	200 kW		01/94→09/96			
2527 K	200 kW		01/94→09/96			
1827 S,1827 LS	200 kW		12/87→09/96	12/90→; →09/96; ☺ OM401.991; 55A	8EL 725 736-001 Alternator	468
				12/90→; →09/96; ☺ OM401.977; 55A	8EL 725 736-001 Alternator	468
				12/90→; →09/96; ☺ OM401.973; 55A	8EL 725 736-001 Alternator	468
				01/94→; →09/96; ☺ OM445.936; 55A	8EL 725 736-001 Alternator	468
				01/94→; →09/96; ☺ OM445.926; 55A	8EL 725 736-001 Alternator	468
				12/90→; →02/91; ☺ OM401.973; 30A	8EL 725 858-001 Alternator	469

Manufacturer - Model	Power	Displ.	Year of Constr.	Remark	Part Number	Page
MERCEDES-BENZ - MK						12/87→09/96
1827 S,1827 LS	200 kW		12/87→09/96	12/90→; -02/91; ☼ OM401.991; 30A	8EL 725 858-001 Alternator	469
				12/90→; -02/91; ☼ OM401.977; 30A	8EL 725 858-001 Alternator	469
				03/91→; -09/96; ☼ OM401.977; 35A	8EL 731 715-001 Alternator	472
				03/91→; -09/96; ☼ OM401.973; 35A	8EL 731 715-001 Alternator	472
				03/91→; -09/96; ☼ OM401.991; 35A	8EL 731 715-001 Alternator	472
				01/94→; -09/96; ☼ OM445.926; 80A	8EL 732 707-001 Alternator	472
				12/90→; -09/96; ☼ OM401.977; 80A	8EL 732 707-001 Alternator	472
				12/90→; -09/96; ☼ OM401.973; 80A	8EL 732 707-001 Alternator	472
				01/94→; -09/96; ☼ OM445.936; 80A	8EL 732 707-001 Alternator	472
				12/90→; -09/96; ☼ OM401.991; 80A	8EL 732 707-001 Alternator	472
1831,1831 L	230 kW		12/87→09/96	07/92→; -09/96; ☼ OM401.993; 55A	8EL 725 736-001 Alternator	468
				01/94→; -09/96; ☼ OM445.929; 55A	8EL 725 736-001 Alternator	468
				07/92→; -09/96; ☼ OM401.979; 55A	8EL 725 736-001 Alternator	468
				01/94→; -09/96; ☼ OM445.937; 55A	8EL 725 736-001 Alternator	468
				07/92→; -09/96; ☼ OM401.972; 55A	8EL 725 736-001 Alternator	468
				12/90→; -02/91; ☼ OM401.972; 30A	8EL 725 858-001 Alternator	469
				12/90→; -02/91; ☼ OM401.993; 30A	8EL 725 858-001 Alternator	469
				12/90→; -02/91; ☼ OM401.979; 30A	8EL 725 858-001 Alternator	469
				07/92→; -09/96; ☼ OM401.979; 35A	8EL 731 715-001 Alternator	472
				07/92→; -09/96; ☼ OM401.993; 35A	8EL 731 715-001 Alternator	472
				07/92→; -09/96; ☼ OM401.972; 35A	8EL 731 715-001 Alternator	472
				07/92→; -09/96; ☼ OM401.979; 80A	8EL 732 707-001 Alternator	472
				07/92→; -09/96; ☼ OM401.972; 80A	8EL 732 707-001 Alternator	472
				01/94→; -09/96; ☼ OM445.937; 80A	8EL 732 707-001 Alternator	472
				01/94→; -09/96; ☼ OM445.929; 80A	8EL 732 707-001 Alternator	472
				07/92→; -09/96; ☼ OM401.993; 80A	8EL 732 707-001 Alternator	472
1831 K	280 kW		12/88→08/94	☼ OM402.987; 55A	8EL 725 736-001 Alternator	468
				☼ OM402.987; 35A	8EL 731 715-001 Alternator	472
				☼ OM402.987; 80A	8EL 732 707-001 Alternator	472
1831 S,1831 LS	230 kW		12/87→09/96	12/90→; -02/01; ☼ OM401.979; 55A	8EL 725 736-001 Alternator	468
				12/90→; -02/01; ☼ OM401.993; 55A	8EL 725 736-001 Alternator	468
				01/94→; -09/96; ☼ OM445.929; 55A	8EL 725 736-001 Alternator	468
				12/90→; -02/01; ☼ OM401.972; 55A	8EL 725 736-001 Alternator	468
				01/94→; -09/96; ☼ OM445.937; 55A	8EL 725 736-001 Alternator	468
				12/90→; -02/91; ☼ OM401.993; 30A	8EL 725 858-001 Alternator	469
				12/90→; -02/91; ☼ OM401.979; 30A	8EL 725 858-001 Alternator	469
				12/90→; -02/91; ☼ OM401.972; 30A	8EL 725 858-001 Alternator	469

Manufacturer - Model	Power	Displ.	Year of Constr.	Remark	Part Number	Page				
MERCEDES-BENZ - MK						12/87→09/96				
1831 S,1831 LS	230 kW		12/87→09/96	03/91→; -02/01; ⚡ OM401.979; 35A	8EL 731 715-001 Alternator	472				
				03/91→; -02/01; ⚡ OM401.972; 35A	8EL 731 715-001 Alternator	472				
				03/91→; -02/01; ⚡ OM401.993; 35A	8EL 731 715-001 Alternator	472				
				01/94→; -09/96; ⚡ OM445.929; 80A	8EL 732 707-001 Alternator	472				
				12/90→; -02/01; ⚡ OM401.979; 80A	8EL 732 707-001 Alternator	472				
				12/90→; -02/01; ⚡ OM401.972; 80A	8EL 732 707-001 Alternator	472				
				01/94→; -09/96; ⚡ OM445.937; 80A	8EL 732 707-001 Alternator	472				
				12/90→; -02/01; ⚡ OM401.993; 80A	8EL 732 707-001 Alternator	472				
1834,1834 L	250 kW		12/87→09/96	01/94→; -01/01; ⚡ OM445.920; 55A	8EL 725 736-001 Alternator	468				
				01/91→; -09/96; ⚡ OM441.987; 55A	8EL 725 736-001 Alternator	468				
				01/91→; -02/01; ⚡ OM441.991; 55A	8EL 725 736-001 Alternator	468				
				01/91→; -02/01; ⚡ OM441.986; 55A	8EL 725 736-001 Alternator	468				
				01/91→; -02/01; ⚡ OM441.989; 55A	8EL 725 736-001 Alternator	468				
				01/94→; ⚡ OM445.921; 55A	8EL 725 736-001 Alternator	468				
				01/94→; -01/01; ⚡ OM445.939; 55A	8EL 725 736-001 Alternator	468				
				01/91→; -02/91; ⚡ OM441.989; 30A	8EL 725 858-001 Alternator	469				
				01/91→; -02/91; ⚡ OM441.991; 30A	8EL 725 858-001 Alternator	469				
				01/91→; -02/91; ⚡ OM441.986; 30A	8EL 725 858-001 Alternator	469				
				01/91→; -02/91; ⚡ OM445.921; 30A	8EL 725 858-001 Alternator	469				
				01/91→; -02/91; ⚡ OM441.987; 30A	8EL 725 858-001 Alternator	469				
				01/91→; -02/91; ⚡ OM445.920; 30A	8EL 725 858-001 Alternator	469				
				01/91→; -02/91; ⚡ OM445.939; 30A	8EL 725 858-001 Alternator	469				
				03/94→; -01/01; ⚡ OM445.939; 35A	8EL 731 715-001 Alternator	472				
				03/91→; -09/96; ⚡ OM441.987; 35A	8EL 731 715-001 Alternator	472				
				01/94→; -01/01; ⚡ OM445.920; 35A	8EL 731 715-001 Alternator	472				
				03/94→; ⚡ OM445.921; 35A	8EL 731 715-001 Alternator	472				
				03/91→; -02/01; ⚡ OM441.989; 35A	8EL 731 715-001 Alternator	472				
				03/91→; -02/01; ⚡ OM441.986; 35A	8EL 731 715-001 Alternator	472				
				03/91→; -02/01; ⚡ OM441.991; 35A	8EL 731 715-001 Alternator	472				
				01/91→; -02/01; ⚡ OM441.991; 80A	8EL 732 707-001 Alternator	472				
				01/91→; -02/01; ⚡ OM441.989; 80A	8EL 732 707-001 Alternator	472				
				01/91→; -02/01; ⚡ OM441.986; 80A	8EL 732 707-001 Alternator	472				
				01/94→; ⚡ OM445.921; 80A	8EL 732 707-001 Alternator	472				
				01/94→; -01/01; ⚡ OM445.939; 80A	8EL 732 707-001 Alternator	472				
				01/94→; -01/01; ⚡ OM445.920; 80A	8EL 732 707-001 Alternator	472				
				01/91→; -09/96; ⚡ OM441.987; 80A	8EL 732 707-001 Alternator	472				
				1834 S,1834 LS	250 kW		12/87→09/96	01/94→; -01/01; ⚡ OM445.920; 55A	8EL 725 736-001 Alternator	468

Manufacturer - Model	Power	Displ.	Year of Constr.	Remark	Part Number	Page
MERCEDES-BENZ - MK						12/87→09/96
1834 S,1834 LS	250 kW		12/87→09/96	01/91→; -02/01; OM441.989; 55A	8EL 725 736-001 Alternator	468
				01/91→; -02/01; OM441.986; 55A	8EL 725 736-001 Alternator	468
				01/94→; -01/01; OM445.939; 55A	8EL 725 736-001 Alternator	468
				01/91→; -02/91; OM441.986; 30A	8EL 725 858-001 Alternator	469
				01/91→; -02/91; OM445.920; 30A	8EL 725 858-001 Alternator	469
				01/91→; -02/91; OM445.939; 30A	8EL 725 858-001 Alternator	469
				01/91→; -02/91; OM441.989; 30A	8EL 725 858-001 Alternator	469
				03/91→; -02/01; OM441.989; 35A	8EL 731 715-001 Alternator	472
				03/91→; -02/01; OM441.986; 35A	8EL 731 715-001 Alternator	472
				01/94→; -01/01; OM445.939; 35A	8EL 731 715-001 Alternator	472
				01/94→; -01/01; OM445.920; 35A	8EL 731 715-001 Alternator	472
				01/91→; -02/01; OM441.989; 80A	8EL 732 707-001 Alternator	472
				01/91→; -02/01; OM441.986; 80A	8EL 732 707-001 Alternator	472
				01/94→; -01/01; OM445.939; 80A	8EL 732 707-001 Alternator	472
				01/94→; -01/01; OM445.920; 80A	8EL 732 707-001 Alternator	472
1926	195 kW		12/87→09/96	OM442.932; 55A	8EL 725 736-001 Alternator	468
				OM442.922; 55A	8EL 725 736-001 Alternator	468
				OM442.914; 55A	8EL 725 736-001 Alternator	468
				12/87→; -02/91; OM442.932; 30A	8EL 725 858-001 Alternator	469
				12/87→; -12/91; OM442.914; 30A	8EL 725 858-001 Alternator	469
				12/87→; -02/91; OM442.922; 30A	8EL 725 858-001 Alternator	469
				OM442.932; 35A	8EL 731 715-001 Alternator	472
				OM442.922; 35A	8EL 731 715-001 Alternator	472
				OM442.914; 35A	8EL 731 715-001 Alternator	472
				OM442.914; 80A	8EL 732 707-001 Alternator	472
				OM442.922; 80A	8EL 732 707-001 Alternator	472
OM442.932; 80A	8EL 732 707-001 Alternator	472				
2320 L	155 kW		12/87→09/96	OM356.984; 55A	8EL 725 736-001 Alternator	468
				OM356.987; 55A	8EL 725 736-001 Alternator	468
				OM356.987; 35A	8EL 731 715-001 Alternator	472
				OM356.984; 35A	8EL 731 715-001 Alternator	472
				OM356.984; 80A	8EL 732 707-001 Alternator	472
				OM356.987; 80A	8EL 732 707-001 Alternator	472

Manufacturer - Model	Power	Displ.	Year of Constr.	Remark	Part Number	Page
MERCEDES-BENZ - MK						12/87→09/96
2327 L	200 kW		12/87→09/96	☺ OM401.973; 55A	8EL 725 736-001 Alternator	468
				☺ OM445.926; 55A	8EL 725 736-001 Alternator	468
				☺ OM401.973; 35A	8EL 731 715-001 Alternator	472
				☺ OM445.926; 35A	8EL 731 715-001 Alternator	472
				☺ OM445.926; 80A	8EL 732 707-001 Alternator	472
				☺ OM401.973; 80A	8EL 732 707-001 Alternator	472
2420,2420 L	150 - 155 kW		12/87→09/96	02/90→; →08/94; ☺ OM366.983; 55A	8EL 725 736-001 Alternator	468
				02/90→; →08/94; ☺ OM356.984; 55A	8EL 725 736-001 Alternator	468
				02/90→; →02/91; ☺ OM366.983; 30A	8EL 725 858-001 Alternator	469
				02/90→; →02/91; ☺ OM356.984; 30A	8EL 725 858-001 Alternator	469
				03/91→; →08/94; ☺ OM356.984; 35A	8EL 731 715-001 Alternator	472
				03/91→; →08/94; ☺ OM366.983; 35A	8EL 731 715-001 Alternator	472
				02/90→; →08/94; ☺ OM356.984; 80A	8EL 732 707-001 Alternator	472
				02/90→; →08/94; ☺ OM366.983; 80A	8EL 732 707-001 Alternator	472
2422	160 kW		09/89→08/94	☺ OM441.905; 55A	8EL 725 736-001 Alternator	468
				☺ OM441.923; 55A	8EL 725 736-001 Alternator	468
				09/89→; →02/91; ☺ OM441.905; 30A	8EL 725 858-001 Alternator	469
				09/89→; →02/91; ☺ OM441.923; 30A	8EL 725 858-001 Alternator	469
				03/91→; →08/94; ☺ OM441.905; 35A	8EL 731 715-001 Alternator	472
				03/91→; →08/94; ☺ OM441.923; 35A	8EL 731 715-001 Alternator	472
				☺ OM441.905; 80A	8EL 732 707-001 Alternator	472
				☺ OM441.923; 80A	8EL 732 707-001 Alternator	472
2422,2422 L	153 - 165 kW		12/87→09/96	09/89→; →08/94; ☺ OM441.923; 55A	8EL 725 736-001 Alternator	468
				09/89→; →08/94; ☺ OM441.920; 55A	8EL 725 736-001 Alternator	468
				09/89→; →08/94; ☺ OM441.905; 55A	8EL 725 736-001 Alternator	468
				09/89→; →08/94; ☺ OM441.924; 55A	8EL 725 736-001 Alternator	468
				09/89→; →02/91; ☺ OM441.920; 30A	8EL 725 858-001 Alternator	469
				09/89→; →02/91; ☺ OM441.905; 30A	8EL 725 858-001 Alternator	469
				09/89→; →02/91; ☺ OM441.923; 30A	8EL 725 858-001 Alternator	469
				09/89→; →02/91; ☺ OM441.924; 30A	8EL 725 858-001 Alternator	469
				03/91→; →08/94; ☺ OM441.924; 35A	8EL 731 715-001 Alternator	472
				03/91→; →08/94; ☺ OM441.923; 35A	8EL 731 715-001 Alternator	472
				03/91→; →08/94; ☺ OM441.905; 35A	8EL 731 715-001 Alternator	472
				03/91→; →08/94; ☺ OM441.920; 35A	8EL 731 715-001 Alternator	472
				09/89→; →08/94; ☺ OM441.920; 80A	8EL 732 707-001 Alternator	472
				09/89→; →08/94; ☺ OM441.905; 80A	8EL 732 707-001 Alternator	472
				09/89→; →08/94; ☺ OM441.924; 80A	8EL 732 707-001 Alternator	472

Manufacturer - Model	Power	Displ.	Year of Constr.	Remark	Part Number	Page
MERCEDES-BENZ - MK						12/87→09/96
2422,2422 L	153 - 165 kW		12/87→09/96	09/89→; →08/94; ⚡ OM441.923; 80A	8EL 732 707-001 Alternator	472
2422 B	160 - 165 kW		09/89→08/94	⚡ OM441.912; 55A	8EL 725 736-001 Alternator	468
				⚡ OM441.924; 55A	8EL 725 736-001 Alternator	468
				09/89→; →02/91; ⚡ OM441.912; 30A	8EL 725 858-001 Alternator	469
				09/89→; →02/91; ⚡ OM441.924; 30A	8EL 725 858-001 Alternator	469
				03/91→; →08/94; ⚡ OM441.912; 35A	8EL 731 715-001 Alternator	472
				03/91→; →08/94; ⚡ OM441.924; 35A	8EL 731 715-001 Alternator	472
				⚡ OM441.924; 80A	8EL 732 707-001 Alternator	472
				⚡ OM441.912; 80A	8EL 732 707-001 Alternator	472
2422 K	160 - 165 kW		09/89→08/94	⚡ OM441.905; 55A	8EL 725 736-001 Alternator	468
				⚡ OM441.912; 55A	8EL 725 736-001 Alternator	468
				⚡ OM441.923; 55A	8EL 725 736-001 Alternator	468
				⚡ OM441.924; 55A	8EL 725 736-001 Alternator	468
				09/89→; →02/91; ⚡ OM441.905; 30A	8EL 725 858-001 Alternator	469
				09/89→; →02/91; ⚡ OM441.912; 30A	8EL 725 858-001 Alternator	469
				09/89→; →02/91; ⚡ OM441.924; 30A	8EL 725 858-001 Alternator	469
				09/89→; →02/91; ⚡ OM441.923; 30A	8EL 725 858-001 Alternator	469
				03/91→; →08/94; ⚡ OM441.905; 35A	8EL 731 715-001 Alternator	472
				03/91→; →08/94; ⚡ OM441.924; 35A	8EL 731 715-001 Alternator	472
				03/91→; →08/94; ⚡ OM441.912; 35A	8EL 731 715-001 Alternator	472
				03/91→; →08/94; ⚡ OM441.923; 35A	8EL 731 715-001 Alternator	472
				⚡ OM441.905; 80A	8EL 732 707-001 Alternator	472
				⚡ OM441.924; 80A	8EL 732 707-001 Alternator	472
				⚡ OM441.923; 80A	8EL 732 707-001 Alternator	472
				⚡ OM441.912; 80A	8EL 732 707-001 Alternator	472
2426	195 kW		12/87→09/96	⚡ OM442.932; 55A	8EL 725 736-001 Alternator	468
				⚡ OM442.922; 55A	8EL 725 736-001 Alternator	468
				⚡ OM442.914; 55A	8EL 725 736-001 Alternator	468
				⚡ OM442.909; 55A	8EL 725 736-001 Alternator	468
				⚡ OM442.909; 35A	8EL 731 715-001 Alternator	472
				⚡ OM442.922; 35A	8EL 731 715-001 Alternator	472
				⚡ OM442.914; 35A	8EL 731 715-001 Alternator	472
				⚡ OM442.932; 35A	8EL 731 715-001 Alternator	472
				⚡ OM442.914; 80A	8EL 732 707-001 Alternator	472
				⚡ OM442.909; 80A	8EL 732 707-001 Alternator	472
				⚡ OM442.932; 80A	8EL 732 707-001 Alternator	472
				⚡ OM442.922; 80A	8EL 732 707-001 Alternator	472

Manufacturer - Model	Power	Displ.	Year of Constr.	Remark	Part Number	Page
MERCEDES-BENZ - MK						12/87→09/96
2426	195 kW		01/90→08/94	☺ OM442.934; 55A	8EL 725 736-001 Alternator	468
				☺ OM442.921; 55A	8EL 725 736-001 Alternator	468
				☺ OM442.932; 55A	8EL 725 736-001 Alternator	468
				☺ OM442.914; 55A	8EL 725 736-001 Alternator	468
				01/90→; -02/91; ☺ OM442.932; 30A	8EL 725 858-001 Alternator	469
				01/90→; -02/91; ☺ OM442.934; 30A	8EL 725 858-001 Alternator	469
				01/90→; -02/91; ☺ OM442.914; 30A	8EL 725 858-001 Alternator	469
				01/90→; -02/91; ☺ OM442.921; 30A	8EL 725 858-001 Alternator	469
				03/91→; -08/94; ☺ OM442.921; 35A	8EL 731 715-001 Alternator	472
				03/91→; -08/94; ☺ OM442.914; 35A	8EL 731 715-001 Alternator	472
				03/91→; -08/94; ☺ OM442.934; 35A	8EL 731 715-001 Alternator	472
				03/91→; -08/94; ☺ OM442.932; 35A	8EL 731 715-001 Alternator	472
				☺ OM442.934; 80A	8EL 732 707-001 Alternator	472
				☺ OM442.921; 80A	8EL 732 707-001 Alternator	472
				☺ OM442.932; 80A	8EL 732 707-001 Alternator	472
				☺ OM442.914; 80A	8EL 732 707-001 Alternator	472
				2426, 2426 L	195 kW	
☺ OM442.922; 55A	8EL 725 736-001 Alternator	468				
☺ OM442.914; 55A	8EL 725 736-001 Alternator	468				
02/90→; -02/91; ☺ OM442.932; 30A	8EL 725 858-001 Alternator	469				
02/90→; -02/91; ☺ OM442.922; 30A	8EL 725 858-001 Alternator	469				
02/90→; -02/91; ☺ OM442.914; 30A	8EL 725 858-001 Alternator	469				
03/91→; -08/94; ☺ OM442.922; 35A	8EL 731 715-001 Alternator	472				
03/91→; -08/94; ☺ OM442.914; 35A	8EL 731 715-001 Alternator	472				
03/91→; -08/94; ☺ OM442.932; 35A	8EL 731 715-001 Alternator	472				
☺ OM442.922; 80A	8EL 732 707-001 Alternator	472				
☺ OM442.932; 80A	8EL 732 707-001 Alternator	472				
☺ OM442.914; 80A	8EL 732 707-001 Alternator	472				
2426 B	195 kW		02/90→08/94	☺ OM442.921; 55A	8EL 725 736-001 Alternator	468
				02/90→; -02/91; ☺ OM442.921; 30A	8EL 725 858-001 Alternator	469
				03/91→; -08/94; ☺ OM442.921; 35A	8EL 731 715-001 Alternator	472
				☺ OM442.921; 80A	8EL 732 707-001 Alternator	472

Manufacturer - Model	Power	Displ.	Year of Constr.	Remark	Part Number	Page
MERCEDES-BENZ - MK						12/87→09/96
2427 B	200 kW		02/90→08/94	☞ OM401.977; 55A	8EL 725 736-001 Alternator	468
				☞ OM401.978; 55A	8EL 725 736-001 Alternator	468
				☞ OM401.977; 35A	8EL 731 715-001 Alternator	472
				☞ OM401.978; 35A	8EL 731 715-001 Alternator	472
				☞ OM401.978; 80A	8EL 732 707-001 Alternator	472
				☞ OM401.977; 80A	8EL 732 707-001 Alternator	472
2427 B	210 kW		02/90→08/94	☞ OM442.923; 55A	8EL 725 736-001 Alternator	468
				☞ OM442.923; 35A	8EL 731 715-001 Alternator	472
				☞ OM442.923; 80A	8EL 732 707-001 Alternator	472
2427 L	200 kW		12/87→09/96	☞ OM401.977; 55A	8EL 725 736-001 Alternator	468
				☞ OM401.973; 55A	8EL 725 736-001 Alternator	468
				☞ OM401.977; 35A	8EL 731 715-001 Alternator	472
				☞ OM401.973; 35A	8EL 731 715-001 Alternator	472
				☞ OM401.977; 80A	8EL 732 707-001 Alternator	472
				☞ OM401.973; 80A	8EL 732 707-001 Alternator	472
2429	210 - 218 kW		12/87→09/96	☞ OM442.907; 55A	8EL 725 736-001 Alternator	468
				☞ OM442.909; 55A	8EL 725 736-001 Alternator	468
				☞ OM442.907; 35A	8EL 731 715-001 Alternator	472
				☞ OM442.909; 35A	8EL 731 715-001 Alternator	472
				☞ OM442.909; 80A	8EL 732 707-001 Alternator	472
				12/87→; →08/94; ☞ OM442.907; 80A	8EL 732 707-001 Alternator	472
2431 2531 L	230 kW 230 kW		12/87→09/96 12/87→09/96	☞ OM401.979; 55A	8EL 725 736-001 Alternator	468
				☞ OM401.972; 55A	8EL 725 736-001 Alternator	468
	☞ OM401.993; 55A		8EL 725 736-001 Alternator	468		
	☞ OM445.929; 55A		8EL 725 736-001 Alternator	468		
	☞ OM445.937; 55A		8EL 725 736-001 Alternator	468		
	☞ OM401.979; 35A		8EL 731 715-001 Alternator	472		
	☞ OM401.993; 35A		8EL 731 715-001 Alternator	472		
	☞ OM445.929; 35A		8EL 731 715-001 Alternator	472		
	☞ OM445.937; 35A		8EL 731 715-001 Alternator	472		
	☞ OM401.972; 35A		8EL 731 715-001 Alternator	472		
	☞ OM401.993; 80A		8EL 732 707-001 Alternator	472		
	☞ OM445.929; 80A		8EL 732 707-001 Alternator	472		
	☞ OM445.937; 80A		8EL 732 707-001 Alternator	472		
	☞ OM401.972; 80A		8EL 732 707-001 Alternator	472		
	☞ OM401.979; 80A		8EL 732 707-001 Alternator	472		
	2433,2433 L, 2434 L		243 - 250 kW		12/87→09/96	05/89→; →07/92; ☞ OM441.989; 55A

Manufacturer - Model	Power	Displ.	Year of Constr.	Remark	Part Number	Page				
MERCEDES-BENZ - MK						12/87→09/96				
2433,2433 L, 2434 L	243 - 250 kW		12/87→09/96	01/91→; →09/96; ☉ OM441.989; 55A	8EL 725 736-001 Alternator	468				
				05/89→; →07/92; ☉ OM445.939; 55A	8EL 725 736-001 Alternator	468				
				05/89→; →07/92; ☉ OM445.920; 55A	8EL 725 736-001 Alternator	468				
				05/89→; →07/92; ☉ OM441.960; 55A	8EL 725 736-001 Alternator	468				
				05/89→; →07/92; ☉ OM441.986; 55A	8EL 725 736-001 Alternator	468				
				05/89→; →07/92; ☉ OM441.981; 55A	8EL 725 736-001 Alternator	468				
				05/89→; →07/92; ☉ OM441.962; 55A	8EL 725 736-001 Alternator	468				
				05/89→; →07/92; ☉ OM441.983; 55A	8EL 725 736-001 Alternator	468				
				05/89→; →02/91; ☉ OM441.981; 30A	8EL 725 858-001 Alternator	469				
				05/89→; →02/91; ☉ OM441.989; 30A	8EL 725 858-001 Alternator	469				
				05/89→; →02/91; ☉ OM441.986; 30A	8EL 725 858-001 Alternator	469				
				05/89→; →02/91; ☉ OM441.983; 30A	8EL 725 858-001 Alternator	469				
				05/89→; →02/91; ☉ OM441.962; 30A	8EL 725 858-001 Alternator	469				
				05/89→; →02/91; ☉ OM445.939; 30A	8EL 725 858-001 Alternator	469				
				05/89→; →02/91; ☉ OM445.920; 30A	8EL 725 858-001 Alternator	469				
				05/89→; →02/91; ☉ OM441.960; 30A	8EL 725 858-001 Alternator	469				
				03/91→; →07/92; ☉ OM441.962; 35A	8EL 731 715-001 Alternator	472				
				03/91→; →07/92; ☉ OM445.939; 35A	8EL 731 715-001 Alternator	472				
				03/91→; →07/92; ☉ OM441.960; 35A	8EL 731 715-001 Alternator	472				
				03/91→; →07/92; ☉ OM445.920; 35A	8EL 731 715-001 Alternator	472				
				03/91→; →07/92; ☉ OM441.983; 35A	8EL 731 715-001 Alternator	472				
				03/91→; →07/92; ☉ OM441.981; 35A	8EL 731 715-001 Alternator	472				
				03/91→; →07/92; ☉ OM441.986; 35A	8EL 731 715-001 Alternator	472				
				03/91→; →07/92; ☉ OM441.989; 35A	8EL 731 715-001 Alternator	472				
				05/89→; →07/92; ☉ OM441.981; 80A	8EL 732 707-001 Alternator	472				
				05/89→; →07/92; ☉ OM441.989; 80A	8EL 732 707-001 Alternator	472				
				05/89→; →07/92; ☉ OM441.960; 80A	8EL 732 707-001 Alternator	472				
				01/91→; →09/96; ☉ OM441.989; 80A	8EL 732 707-001 Alternator	472				
				05/89→; →07/92; ☉ OM445.920; 80A	8EL 732 707-001 Alternator	472				
				05/89→; →07/92; ☉ OM445.939; 80A	8EL 732 707-001 Alternator	472				
				01/94→; →08/96; ☉ OM445.939; 80A	8EL 732 707-001 Alternator	472				
				01/94→; →08/96; ☉ OM445.920; 80A	8EL 732 707-001 Alternator	472				
				05/89→; →07/92; ☉ OM441.983; 80A	8EL 732 707-001 Alternator	472				
				05/89→; →07/92; ☉ OM441.962; 80A	8EL 732 707-001 Alternator	472				
				05/89→; →07/92; ☉ OM441.986; 80A	8EL 732 707-001 Alternator	472				
				2433 K	249 kW		09/89→07/92	03/91→; →07/92; ☉ OM441.981; 55A	8EL 725 736-001 Alternator	468
								03/91→; →07/92; ☉ OM441.960; 55A	8EL 725 736-001 Alternator	468

Manufacturer - Model	Power	Displ.	Year of Constr.	Remark	Part Number	Page
MERCEDES-BENZ - MK						12/87→09/96
2433 K	249 kW		09/89→07/92	09/89→; -02/91; ☉ OM441.981; 30A	8EL 725 858-001 Alternator	469
				09/89→; -02/91; ☉ OM441.960; 30A	8EL 725 858-001 Alternator	469
				03/91→; -07/92; ☉ OM441.981; 35A	8EL 731 715-001 Alternator	472
				03/91→; -07/92; ☉ OM441.960; 35A	8EL 731 715-001 Alternator	472
				☉ OM441.981; 80A	8EL 732 707-001 Alternator	472
				☉ OM441.960; 80A	8EL 732 707-001 Alternator	472
2433 L	230 kW		12/87→09/96	☉ OM401.979; 55A	8EL 725 736-001 Alternator	468
				☉ OM401.979; 80A	8EL 732 707-001 Alternator	472
2433 L	243 kW		12/87→09/96	☉ OM441.960; 55A	8EL 725 736-001 Alternator	468
				☉ OM441.960; 35A	8EL 731 715-001 Alternator	472
				☉ OM441.960; 80A	8EL 732 707-001 Alternator	472
2433 S	243 - 250 kW		12/87→09/96	☉ OM441.981; 55A	8EL 725 736-001 Alternator	468
				☉ OM441.960; 55A	8EL 725 736-001 Alternator	468
				☉ OM441.989; 55A	8EL 725 736-001 Alternator	468
				☉ OM441.986; 55A	8EL 725 736-001 Alternator	468
				☉ OM441.981; 35A	8EL 731 715-001 Alternator	472
				☉ OM441.989; 35A	8EL 731 715-001 Alternator	472
				☉ OM441.960; 35A	8EL 731 715-001 Alternator	472
				☉ OM441.986; 35A	8EL 731 715-001 Alternator	472
				☉ OM441.986; 80A	8EL 732 707-001 Alternator	472
				☉ OM441.981; 80A	8EL 732 707-001 Alternator	472
				☉ OM441.960; 80A	8EL 732 707-001 Alternator	472
				☉ OM441.989; 80A	8EL 732 707-001 Alternator	472
2433 S,2433 LS	243 - 249 kW		12/87→09/96	05/89→; -07/92; ☉ OM441.962; 55A	8EL 725 736-001 Alternator	468
				05/89→; -07/92; ☉ OM441.960; 55A	8EL 725 736-001 Alternator	468
				05/89→; -07/92; ☉ OM441.981; 55A	8EL 725 736-001 Alternator	468
				05/89→; -07/92; ☉ OM441.983; 55A	8EL 725 736-001 Alternator	468
				05/89→; -02/91; ☉ OM441.981; 30A	8EL 725 858-001 Alternator	469
				05/89→; -02/91; ☉ OM441.983; 30A	8EL 725 858-001 Alternator	469
				05/89→; -02/91; ☉ OM441.960; 30A	8EL 725 858-001 Alternator	469
				05/89→; -02/91; ☉ OM441.962; 30A	8EL 725 858-001 Alternator	469
				03/91→; -07/92; ☉ OM441.962; 35A	8EL 731 715-001 Alternator	472
				03/91→; -07/92; ☉ OM441.960; 35A	8EL 731 715-001 Alternator	472
				03/91→; -07/92; ☉ OM441.981; 35A	8EL 731 715-001 Alternator	472
				03/91→; -07/92; ☉ OM441.983; 35A	8EL 731 715-001 Alternator	472
				05/89→; -07/92; ☉ OM441.962; 80A	8EL 732 707-001 Alternator	472
				05/89→; -07/92; ☉ OM441.960; 80A	8EL 732 707-001 Alternator	472

Manufacturer - Model	Power	Displ.	Year of Constr.	Remark	Part Number	Page
MERCEDES-BENZ - MK						12/87→09/96
2433 S,2433 LS	243 - 249 kW		12/87→09/96	05/89→; -07/92; OM441.981; 80A	8EL 732 707-001 Alternator	472
				05/89→; -07/92; OM441.983; 80A	8EL 732 707-001 Alternator	472
2522 L	165 kW		12/87→09/96	OM441.905; 55A	8EL 725 736-001 Alternator	468
				OM441.905; 35A	8EL 731 715-001 Alternator	472
				OM441.905; 80A	8EL 732 707-001 Alternator	472
2524 2524 K	180 kW		01/94→09/96	OM445.924; 55A	8EL 725 736-001 Alternator	468
	180 kW		01/94→09/96	OM445.924; 35A	8EL 731 715-001 Alternator	472
				OM445.924; 80A	8EL 732 707-001 Alternator	472
2524,2524 L	180 kW		12/87→09/96	OM445.924; 55A	8EL 725 736-001 Alternator	468
				01/94→; -09/96; OM445.924; 35A	8EL 731 715-001 Alternator	472
				OM445.924; 80A	8EL 732 707-001 Alternator	472
2524,2524 L	180 - 200 kW		12/87→09/96	02/93→; -09/96; OM401.973; 55A	8EL 725 736-001 Alternator	468
				06/92→; -09/96; OM401.975; 55A	8EL 725 736-001 Alternator	468
				06/92→; -09/96; OM401.975; 35A	8EL 731 715-001 Alternator	472
				02/93→; -09/96; OM401.973; 35A	8EL 731 715-001 Alternator	472
				06/92→; -09/96; OM401.975; 80A	8EL 732 707-001 Alternator	472
				02/93→; -09/96; OM401.973; 80A	8EL 732 707-001 Alternator	472
2524 L	180 kW		12/87→09/96	OM445.938; 55A	8EL 725 736-001 Alternator	468
				OM445.941; 55A	8EL 725 736-001 Alternator	468
				OM445.924; 55A	8EL 725 736-001 Alternator	468
				OM401.975; 55A	8EL 725 736-001 Alternator	468
				OM401.975; 35A	8EL 731 715-001 Alternator	472
				OM445.938; 35A	8EL 731 715-001 Alternator	472
				OM445.941; 35A	8EL 731 715-001 Alternator	472
				OM445.924; 35A	8EL 731 715-001 Alternator	472
				OM401.975; 80A	8EL 732 707-001 Alternator	472
				OM445.941; 80A	8EL 732 707-001 Alternator	472
				OM445.924; 80A	8EL 732 707-001 Alternator	472
				OM445.938; 80A	8EL 732 707-001 Alternator	472
2527 B	200 kW		03/91→09/96	OM401.973; 55A	8EL 725 736-001 Alternator	468
				03/91→; -08/94; OM401.978; 55A	8EL 725 736-001 Alternator	468
				OM401.980; 55A	8EL 725 736-001 Alternator	468
				OM401.980; 35A	8EL 731 715-001 Alternator	472
				OM401.973; 35A	8EL 731 715-001 Alternator	472
				03/91→; -08/94; OM401.978; 35A	8EL 731 715-001 Alternator	472
				03/91→; -08/94; OM401.978; 80A	8EL 732 707-001 Alternator	472
				OM401.973; 80A	8EL 732 707-001 Alternator	472

Manufacturer - Model	Power	Displ.	Year of Constr.	Remark	Part Number	Page
MERCEDES-BENZ - MK						12/87→09/96
2527 B	200 kW		03/91→09/96	☞ OM401.980; 80A	8EL 732 707-001 Alternator	472
2527 L	195 kW		03/91→08/94	☞ OM442.914; 55A	8EL 725 736-001 Alternator	468
				☞ OM442.914; 35A	8EL 731 715-001 Alternator	472
				☞ OM442.914; 80A	8EL 732 707-001 Alternator	472
2527 L	200 kW		12/87→09/96	☞ OM401.977; 55A	8EL 725 736-001 Alternator	468
				☞ OM401.973; 55A	8EL 725 736-001 Alternator	468
				☞ OM401.991; 55A	8EL 725 736-001 Alternator	468
				☞ OM445.926; 55A	8EL 725 736-001 Alternator	468
				☞ OM445.936; 55A	8EL 725 736-001 Alternator	468
				☞ OM401.977; 35A	8EL 731 715-001 Alternator	472
				☞ OM401.991; 35A	8EL 731 715-001 Alternator	472
				☞ OM445.936; 35A	8EL 731 715-001 Alternator	472
				☞ OM401.973; 35A	8EL 731 715-001 Alternator	472
				☞ OM401.991; 80A	8EL 732 707-001 Alternator	472
				☞ OM445.926; 80A	8EL 732 707-001 Alternator	472
				☞ OM445.936; 80A	8EL 732 707-001 Alternator	472
				☞ OM401.973; 80A	8EL 732 707-001 Alternator	472
				☞ OM401.977; 80A	8EL 732 707-001 Alternator	472
2527 L	200 - 230 kW		09/92→09/96	10/93→; →09/96; ☞ OM401.973; 55A	8EL 725 736-001 Alternator	468
				12/90→; →08/94; ☞ OM401.977; 55A	8EL 725 736-001 Alternator	468
				10/93→; →09/96; ☞ OM401.979; 55A	8EL 725 736-001 Alternator	468
				10/93→; →09/96; ☞ OM401.975; 55A	8EL 725 736-001 Alternator	468
				10/93→; →09/96; ☞ OM401.975; 35A	8EL 731 715-001 Alternator	472
				12/90→; →08/94; ☞ OM401.977; 35A	8EL 731 715-001 Alternator	472
				10/93→; →09/96; ☞ OM401.973; 35A	8EL 731 715-001 Alternator	472
				10/93→; →09/96; ☞ OM401.979; 35A	8EL 731 715-001 Alternator	472
				12/90→; →08/94; ☞ OM401.977; 80A	8EL 732 707-001 Alternator	472
				10/93→; →09/96; ☞ OM401.979; 80A	8EL 732 707-001 Alternator	472
				10/93→; →09/96; ☞ OM401.975; 80A	8EL 732 707-001 Alternator	472
				10/93→; →09/96; ☞ OM401.973; 80A	8EL 732 707-001 Alternator	472
2527 L	200 - 230 kW		01/94→09/96	☞ OM445.924; 55A	8EL 725 736-001 Alternator	468
				☞ OM445.936; 55A	8EL 725 736-001 Alternator	468
				☞ OM445.936; 35A	8EL 731 715-001 Alternator	472
				☞ OM445.924; 35A	8EL 731 715-001 Alternator	472
				☞ OM445.936; 80A	8EL 732 707-001 Alternator	472
				☞ OM445.929; 80A	8EL 732 707-001 Alternator	472
				☞ OM445.940; 80A	8EL 732 707-001 Alternator	472

Manufacturer - Model	Power	Displ.	Year of Constr.	Remark	Part Number	Page
MERCEDES-BENZ - MK						12/87→09/96
2527 L	200 - 230 kW		01/94→09/96	☺ OM445.924; 80A	8EL 732 707-001 Alternator	472
				☺ OM445.926; 80A	8EL 732 707-001 Alternator	472
2531,2531 L	230 kW		12/87→09/96	12/90→; ☺ OM401.993; 55A	8EL 725 736-001 Alternator	468
				12/90→; -02/01; ☺ OM401.979; 55A	8EL 725 736-001 Alternator	468
				12/90→; -02/01; ☺ OM401.972; 55A	8EL 725 736-001 Alternator	468
				12/90→; -02/91; ☺ OM401.993; 30A	8EL 725 858-001 Alternator	469
				12/90→; -02/91; ☺ OM401.979; 30A	8EL 725 858-001 Alternator	469
				12/90→; -02/01; ☺ OM401.972; 30A	8EL 725 858-001 Alternator	469
				12/90→; ☺ OM401.993; 35A	8EL 731 715-001 Alternator	472
				12/90→; -02/01; ☺ OM401.972; 35A	8EL 731 715-001 Alternator	472
				12/90→; -02/01; ☺ OM401.979; 35A	8EL 731 715-001 Alternator	472
				12/90→; ☺ OM401.993; 80A	8EL 732 707-001 Alternator	472
				12/90→; -02/01; ☺ OM401.979; 80A	8EL 732 707-001 Alternator	472
				12/90→; -02/01; ☺ OM401.972; 80A	8EL 732 707-001 Alternator	472
				2531 L	250 kW	
2534,2534 L	250 kW		12/87→09/96	03/91→; -01/01; ☺ OM441.987; 55A	8EL 725 736-001 Alternator	468
				01/91→; -02/01; ☺ OM441.989; 55A	8EL 725 736-001 Alternator	468
				03/91→; -09/96; ☺ OM441.991; 55A	8EL 725 736-001 Alternator	468
				01/91→; -02/01; ☺ OM441.986; 55A	8EL 725 736-001 Alternator	468
				01/94→; -01/01; ☺ OM445.921; 55A	8EL 725 736-001 Alternator	468
				01/94→; -01/01; ☺ OM445.922; 55A	8EL 725 736-001 Alternator	468
				01/94→; -01/01; ☺ OM445.920; 55A	8EL 725 736-001 Alternator	468
				01/94→; -01/01; ☺ OM445.920; 30A	8EL 725 858-001 Alternator	469
				01/91→; -02/91; ☺ OM441.989; 30A	8EL 725 858-001 Alternator	469
				01/91→; -02/91; ☺ OM441.986; 30A	8EL 725 858-001 Alternator	469
				03/94→; -01/01; ☺ OM445.921; 35A	8EL 731 715-001 Alternator	472
				03/94→; -01/01; ☺ OM445.920; 35A	8EL 731 715-001 Alternator	472
				03/94→; -01/01; ☺ OM445.922; 35A	8EL 731 715-001 Alternator	472
				03/91→; -02/01; ☺ OM441.989; 35A	8EL 731 715-001 Alternator	472
				03/91→; -02/01; ☺ OM441.986; 35A	8EL 731 715-001 Alternator	472
				03/91→; -01/01; ☺ OM441.987; 35A	8EL 731 715-001 Alternator	472
				03/91→; -09/96; ☺ OM441.991; 35A	8EL 731 715-001 Alternator	472
				01/91→; -02/01; ☺ OM441.986; 80A	8EL 732 707-001 Alternator	472
				03/91→; -01/01; ☺ OM441.987; 80A	8EL 732 707-001 Alternator	472
				01/91→; -02/01; ☺ OM441.989; 80A	8EL 732 707-001 Alternator	472
03/91→; -09/96; ☺ OM441.991; 80A	8EL 732 707-001 Alternator	472				
01/94→; -01/01; ☺ OM445.920; 80A	8EL 732 707-001 Alternator	472				

Manufacturer - Model	Power	Displ.	Year of Constr.	Remark	Part Number	Page				
MERCEDES-BENZ - MK						12/87→09/96				
2534,2534 L	250 kW		12/87→09/96	01/94→; →01/01; ⚡ OM445.921; 80A	8EL 732 707-001 Alternator	472				
				01/94→; →01/01; ⚡ OM445.922; 80A	8EL 732 707-001 Alternator	472				
2534 K	250 kW		01/91→09/96	⚡ OM441.986; 55A	8EL 725 736-001 Alternator	468				
				⚡ OM441.989; 55A	8EL 725 736-001 Alternator	468				
				01/94→; →01/01; ⚡ OM445.920; 55A	8EL 725 736-001 Alternator	468				
				01/91→; →02/91; ⚡ OM441.986; 30A	8EL 725 858-001 Alternator	469				
				01/91→; →02/91; ⚡ OM441.989; 30A	8EL 725 858-001 Alternator	469				
				03/94→; →01/01; ⚡ OM445.920; 35A	8EL 731 715-001 Alternator	472				
				03/91→; →02/01; ⚡ OM441.986; 35A	8EL 731 715-001 Alternator	472				
				03/91→; →02/01; ⚡ OM441.989; 35A	8EL 731 715-001 Alternator	472				
				⚡ OM441.986; 80A	8EL 732 707-001 Alternator	472				
				⚡ OM441.989; 80A	8EL 732 707-001 Alternator	472				
				01/94→; →01/01; ⚡ OM445.920; 80A	8EL 732 707-001 Alternator	472				
				2534 L	230 kW		12/87→09/96	⚡ OM401.974; 140A	8EL 737 364-001 Alternator	474
2534 L	250 kW		12/87→09/96	⚡ OM445.929; 55A	8EL 725 736-001 Alternator	468				
				⚡ OM445.929; 35A	8EL 731 715-001 Alternator	472				
				⚡ OM445.920; 80A	8EL 732 707-001 Alternator	472				
				⚡ OM445.929; 80A	8EL 732 707-001 Alternator	472				
2534 S,2534 LS	250 kW		12/87→09/96	01/94→; →01/01; ⚡ OM445.921; 55A	8EL 725 736-001 Alternator	468				
				01/94→; →01/01; ⚡ OM445.922; 55A	8EL 725 736-001 Alternator	468				
				01/94→; →01/01; ⚡ OM445.920; 55A	8EL 725 736-001 Alternator	468				
				03/91→; →01/01; ⚡ OM441.987; 55A	8EL 725 736-001 Alternator	468				
				03/91→; →09/96; ⚡ OM441.986; 55A	8EL 725 736-001 Alternator	468				
				01/94→; →01/01; ⚡ OM445.922; 35A	8EL 731 715-001 Alternator	472				
				03/94→; →01/01; ⚡ OM445.920; 35A	8EL 731 715-001 Alternator	472				
				01/94→; →01/01; ⚡ OM445.921; 35A	8EL 731 715-001 Alternator	472				
				03/91→; →01/01; ⚡ OM441.987; 35A	8EL 731 715-001 Alternator	472				
				03/91→; →09/96; ⚡ OM441.986; 35A	8EL 731 715-001 Alternator	472				
				03/91→; →09/96; ⚡ OM441.986; 80A	8EL 732 707-001 Alternator	472				
				03/91→; →01/01; ⚡ OM441.987; 80A	8EL 732 707-001 Alternator	472				
				01/94→; →01/01; ⚡ OM445.920; 80A	8EL 732 707-001 Alternator	472				
				01/94→; →01/01; ⚡ OM445.921; 80A	8EL 732 707-001 Alternator	472				
				01/94→; →01/01; ⚡ OM445.922; 80A	8EL 732 707-001 Alternator	472				
				3231 L	230 kW		12/87→09/96	⚡ OM401.979; 55A	8EL 725 736-001 Alternator	468
								⚡ OM445.929; 55A	8EL 725 736-001 Alternator	468
								⚡ OM401.972; 55A	8EL 725 736-001 Alternator	468
⚡ OM401.993; 55A	8EL 725 736-001 Alternator	468								

Manufacturer - Model	Power	Displ.	Year of Constr.	Remark	Part Number	Page
MERCEDES-BENZ - MK						12/87→09/96
3231 L	230 kW		12/87→09/96	☺ OM401.979; 35A	8EL 731 715-001 Alternator	472
				☺ OM401.993; 35A	8EL 731 715-001 Alternator	472
				☺ OM445.929; 35A	8EL 731 715-001 Alternator	472
				☺ OM401.972; 35A	8EL 731 715-001 Alternator	472
				☺ OM401.979; 80A	8EL 732 707-001 Alternator	472
				☺ OM445.929; 80A	8EL 732 707-001 Alternator	472
				☺ OM401.993; 80A	8EL 732 707-001 Alternator	472
				☺ OM401.972; 80A	8EL 732 707-001 Alternator	472
MERCEDES-BENZ - NG						08/73→09/96
1013	96 kW		02/76→12/84	08/79→; -12/84; ☺ OM353.942; 55A	8EL 725 625-001 Alternator	466
				08/79→; -12/84; ☺ OM353.943; 55A	8EL 725 625-001 Alternator	466
1013 A	96 kW		02/76→12/86	07/79→; -12/86; ☺ OM353.942; 55A	8EL 725 625-001 Alternator	466
				08/79→; -12/86; ☺ OM353.943; 55A	8EL 725 625-001 Alternator	466
1013 AK	96 kW		02/76→12/84	08/79→; -12/84; ☺ OM353.946; 55A	8EL 725 625-001 Alternator	466
				08/79→; -12/84; ☺ OM353.942; 55A	8EL 725 625-001 Alternator	466
				08/79→; -12/84; ☺ OM353.943; 55A	8EL 725 625-001 Alternator	466
				08/79→; -12/84; ☺ OM353.945; 55A	8EL 725 625-001 Alternator	466
1013 K	96 kW		02/76→12/84	08/79→; -12/84; ☺ OM353.946; 55A	8EL 725 625-001 Alternator	466
				07/79→; -12/84; ☺ OM353.942; 55A	8EL 725 625-001 Alternator	466
				08/79→; -12/84; ☺ OM353.943; 55A	8EL 725 625-001 Alternator	466
				08/79→; -12/84; ☺ OM353.945; 55A	8EL 725 625-001 Alternator	466
1013 KO	96 kW		02/76→12/84	08/79→; -12/84; ☺ OM353.946; 55A	8EL 725 625-001 Alternator	466
				08/79→; -12/84; ☺ OM353.945; 55A	8EL 725 625-001 Alternator	466
				08/79→; -12/84; ☺ OM353.943; 55A	8EL 725 625-001 Alternator	466
1013 S	96 kW		02/76→12/84	08/79→; -12/84; ☺ OM353.942; 55A	8EL 725 625-001 Alternator	466
				07/79→; -12/84; ☺ OM353.943; 55A	8EL 725 625-001 Alternator	466
				08/79→; -12/84; ☺ OM353.946; 55A	8EL 725 625-001 Alternator	466
1017	124 kW		11/75→02/91	08/79→; -02/91; ☺ OM353.952; 55A	8EL 725 625-001 Alternator	466
				08/79→; -02/91; ☺ OM353.950; 55A	8EL 725 625-001 Alternator	466
				08/79→; -02/91; ☺ OM353.975; 55A	8EL 725 625-001 Alternator	466
				08/79→; -02/91; ☺ OM353.953; 55A	8EL 725 625-001 Alternator	466
1017 A	124 kW		11/75→02/91	08/79→; -02/91; ☺ OM353.950; 55A	8EL 725 625-001 Alternator	466
				08/79→; -02/91; ☺ OM353.952; 55A	8EL 725 625-001 Alternator	466
				08/79→; -02/91; ☺ OM353.953; 55A	8EL 725 625-001 Alternator	466
1017 AK	124 kW		02/76→12/84	07/79→; -12/84; ☺ OM353.950; 55A	8EL 725 625-001 Alternator	466
1017 AS	124 kW		04/77→09/85	08/79→; -09/85; ☺ OM353.950; 55A	8EL 725 625-001 Alternator	466
1017 K	124 kW		02/76→12/84	08/79→; -12/84; ☺ OM353.950; 55A	8EL 725 625-001 Alternator	466

Manufacturer - Model	Power	Displ.	Year of Constr.	Remark	Part Number	Page				
MERCEDES-BENZ - NG					08/73→09/96					
1017 KO,1017 F	124 kW		08/73→09/96	08/79→; →09/85; ⚡ OM353.952; 55A	8EL 725 625-001 Alternator	466				
				08/79→; →09/85; ⚡ OM353.953; 55A	8EL 725 625-001 Alternator	466				
				08/79→; →09/85; ⚡ OM353.954; 55A	8EL 725 625-001 Alternator	466				
1017 S,1017 LS	124 kW		08/73→09/96	08/79→; →12/84; ⚡ OM353.970; 55A	8EL 725 625-001 Alternator	466				
				08/79→; →12/84; ⚡ OM353.971; 55A	8EL 725 625-001 Alternator	466				
1213 1213 A 1213 AK 1213 AS 1213 K 1213 S	96 kW		09/75→05/86	08/79→; →05/86; ⚡ OM353.944; 55A	8EL 725 625-001 Alternator	466				
				08/79→; →05/86; ⚡ OM353.943; 55A	8EL 725 625-001 Alternator	466				
	96 kW		09/75→05/86	08/79→; →05/86; ⚡ OM353.946; 55A	8EL 725 625-001 Alternator	466				
				08/79→; →05/86; ⚡ OM353.945; 55A	8EL 725 625-001 Alternator	466				
				09/75→05/86	8EL 725 625-001 Alternator	466				
				09/75→05/86	8EL 725 625-001 Alternator	466				
1213 AKO 1213 KO	96 kW		09/75→05/86	08/79→; →05/86; ⚡ OM353.944; 55A	8EL 725 625-001 Alternator	466				
				08/79→; →05/86; ⚡ OM353.946; 55A	8EL 725 625-001 Alternator	466				
1217,1217 L	124 kW		08/73→09/96	08/79→; →09/85; ⚡ OM353.950; 55A	8EL 725 625-001 Alternator	466				
				08/79→; →09/85; ⚡ OM353.953; 55A	8EL 725 625-001 Alternator	466				
				08/79→; →09/85; ⚡ OM353.951; 55A	8EL 725 625-001 Alternator	466				
				08/79→; →09/85; ⚡ OM353.952; 55A	8EL 725 625-001 Alternator	466				
				08/79→; →09/85; ⚡ OM353.970; 55A	8EL 725 625-001 Alternator	466				
				08/79→; →09/85; ⚡ OM353.971; 55A	8EL 725 625-001 Alternator	466				
				05/83→; →09/85; ⚡ OM353.950; 55A	8EL 725 736-001 Alternator	468				
				05/83→; →09/85; ⚡ OM353.950; 30A	8EL 725 858-001 Alternator	469				
1217 A 1217 AS	124 kW		09/75→09/85	08/79→; →09/85; ⚡ OM353.950; 55A	8EL 725 625-001 Alternator	466				
				08/79→; →09/85; ⚡ OM353.953; 55A	8EL 725 625-001 Alternator	466				
	124 kW		09/75→09/85	08/79→; →09/85; ⚡ OM353.951; 55A	8EL 725 625-001 Alternator	466				
				08/79→; →09/85; ⚡ OM353.952; 55A	8EL 725 625-001 Alternator	466				
				05/83→; →09/85; ⚡ OM353.953; 55A	8EL 725 736-001 Alternator	468				
				05/83→; →09/85; ⚡ OM353.952; 55A	8EL 725 736-001 Alternator	468				
				05/83→; →09/85; ⚡ OM353.951; 55A	8EL 725 736-001 Alternator	468				
				05/83→; →09/85; ⚡ OM353.950; 55A	8EL 725 736-001 Alternator	468				
				05/83→; →09/85; ⚡ OM353.950; 30A	8EL 725 858-001 Alternator	469				
				05/83→; →09/85; ⚡ OM353.953; 30A	8EL 725 858-001 Alternator	469				
				05/83→; →09/85; ⚡ OM353.952; 30A	8EL 725 858-001 Alternator	469				
				05/83→; →09/85; ⚡ OM353.951; 30A	8EL 725 858-001 Alternator	469				
				1217 AK	124 kW		09/75→09/85	08/79→; →09/85; ⚡ OM353.950; 55A	8EL 725 625-001 Alternator	466
								08/79→; →09/85; ⚡ OM353.951; 55A	8EL 725 625-001 Alternator	466
05/83→; →09/85; ⚡ OM353.950; 55A	8EL 725 736-001 Alternator	468								
05/83→; →09/85; ⚡ OM353.951; 55A	8EL 725 736-001 Alternator	468								
05/83→; →09/85; ⚡ OM353.950; 30A	8EL 725 858-001 Alternator	469								
05/83→; →09/85; ⚡ OM353.951; 30A	8EL 725 858-001 Alternator	469								

Manufacturer - Model	Power	Displ.	Year of Constr.	Remark	Part Number	Page
MERCEDES-BENZ - NG					08/73→09/96	
1217 CA	125 kW		05/82→10/90	☺ OM366.960; 55A	8EL 725 736-001 Alternator	468
				☺ OM366.960; 80A	8EL 737 887-001 Alternator	475
1217 K	124 kW		09/75→12/84	08/79→; →12/84; ☺ OM353.951; 55A	8EL 725 625-001 Alternator	466
				08/79→; →12/84; ☺ OM353.950; 55A	8EL 725 625-001 Alternator	466
				05/83→; →12/84; ☺ OM353.951; 55A	8EL 725 736-001 Alternator	468
				05/83→; →12/84; ☺ OM353.950; 55A	8EL 725 736-001 Alternator	468
				05/83→; →12/84; ☺ OM353.951; 30A	8EL 725 858-001 Alternator	469
				05/83→; →12/84; ☺ OM353.950; 30A	8EL 725 858-001 Alternator	469
1217 KO	124 kW		09/75→09/85	08/79→; →09/85; ☺ OM353.953; 55A	8EL 725 625-001 Alternator	466
				08/79→; →09/85; ☺ OM353.950; 55A	8EL 725 625-001 Alternator	466
				08/79→; →09/85; ☺ OM353.951; 55A	8EL 725 625-001 Alternator	466
				05/83→; →09/85; ☺ OM353.953; 55A	8EL 725 736-001 Alternator	468
				05/83→; →09/85; ☺ OM353.950; 55A	8EL 725 736-001 Alternator	468
				05/83→; →09/85; ☺ OM353.951; 55A	8EL 725 736-001 Alternator	468
				05/83→; →09/85; ☺ OM353.953; 30A	8EL 725 858-001 Alternator	469
				05/83→; →09/85; ☺ OM353.950; 30A	8EL 725 858-001 Alternator	469
				05/83→; →09/85; ☺ OM353.951; 30A	8EL 725 858-001 Alternator	469
1217 S, 1217 LS	124 kW		08/73→09/96	08/79→; →09/85; ☺ OM353.950; 55A	8EL 725 625-001 Alternator	466
				08/79→; →09/85; ☺ OM353.953; 55A	8EL 725 625-001 Alternator	466
				08/79→; →09/85; ☺ OM353.951; 55A	8EL 725 625-001 Alternator	466
				08/79→; →09/85; ☺ OM353.952; 55A	8EL 725 625-001 Alternator	466
				05/83→; →09/85; ☺ OM353.953; 55A	8EL 725 736-001 Alternator	468
				05/83→; →09/85; ☺ OM353.952; 55A	8EL 725 736-001 Alternator	468
				05/83→; →09/85; ☺ OM353.951; 55A	8EL 725 736-001 Alternator	468
				05/83→; →09/85; ☺ OM353.950; 55A	8EL 725 736-001 Alternator	468
				05/83→; →09/85; ☺ OM353.950; 30A	8EL 725 858-001 Alternator	469
				05/83→; →09/85; ☺ OM353.953; 30A	8EL 725 858-001 Alternator	469
				05/83→; →09/85; ☺ OM353.952; 30A	8EL 725 858-001 Alternator	469
				05/83→; →09/85; ☺ OM353.951; 30A	8EL 725 858-001 Alternator	469
				05/83→; →09/85; ☺ OM353.953; 80A	8EL 732 707-001 Alternator	472
				05/83→; →09/85; ☺ OM353.952; 80A	8EL 732 707-001 Alternator	472
05/83→; →09/85; ☺ OM353.951; 80A	8EL 732 707-001 Alternator	472				
05/83→; →09/85; ☺ OM353.950; 80A	8EL 732 707-001 Alternator	472				
1219 1219 S	141 kW		09/75→09/84	04/81→; →09/84; ☺ OM401.914; 55A	8EL 725 625-001 Alternator	466
	141 kW		09/75→09/84	04/81→; →09/84; ☺ OM401.915; 55A	8EL 725 625-001 Alternator	466
1219 A	141 kW		09/75→12/82	04/81→; →12/82; ☺ OM401.905; 55A	8EL 725 625-001 Alternator	466
				04/81→; →12/82; ☺ OM401.906; 55A	8EL 725 625-001 Alternator	466

Manufacturer - Model	Power	Displ.	Year of Constr.	Remark	Part Number	Page
MERCEDES-BENZ - NG					08/73→09/96	
1219 AK	141 kW		09/75→12/84	04/81→; -12/84; ⚡ OM401.905; 55A	8EL 725 625-001	466
1419 AK	141 kW		05/75→12/84		Alternator	
1219 K	141 kW		09/75→09/84	04/81→; -09/84; ⚡ OM401.905; 55A	8EL 725 625-001	466
				04/81→; -09/84; ⚡ OM401.906; 55A	8EL 725 625-001	466
1222	159 kW		07/82→02/90	⚡ OM421.905; 55A	8EL 725 736-001	468
					Alternator	
1222 S	159 kW		07/82→02/90	10/88→; -02/90; ⚡ OM421.905; 80A	8EL 732 707-001	472
					Alternator	
1222 A	159 kW		05/82→10/90	⚡ OM421.905; 55A	8EL 725 736-001	468
					Alternator	
1222 AF	159 kW		05/82→12/91	10/88→; -10/90; ⚡ OM421.905; 80A	8EL 732 707-001	472
					Alternator	
1222 F	159 kW		05/82→12/91	⚡ OM421.906; 55A	8EL 725 736-001	468
					Alternator	
1225 AF	213 kW		05/82→12/91	10/88→; -12/91; ⚡ OM421.906; 80A	8EL 732 707-001	472
					Alternator	
1429 AF	213 kW		08/73→09/96	05/82→; -10/86; ⚡ OM421.906; 55A	8EL 725 736-001	468
					Alternator	
1225 AF	213 kW		05/82→12/91	⚡ OM442.907; 55A	8EL 725 736-001	468
					Alternator	
				⚡ OM442.907; 35A	8EL 731 715-001	472
					Alternator	
1413	96 kW		09/75→12/84	⚡ OM442.907; 80A	8EL 732 707-001	472
					Alternator	
					Alternator	
1613,1613 L	96 kW		08/73→09/96	08/79→; -12/84; ⚡ OM353.946; 55A	8EL 725 625-001	466
1613 KO	96 kW		01/75→12/84	08/79→; -12/84; ⚡ OM353.944; 55A	8EL 725 625-001	466
					Alternator	
1413 A	96 kW		09/75→12/84	08/79→; -12/84; ⚡ OM353.964; 55A	8EL 725 625-001	466
					Alternator	
1413 AK	96 kW		09/75→12/84			
1413 AKO	96 kW		09/75→12/84	08/79→; -12/84; ⚡ OM353.946; 55A	8EL 725 625-001	466
1413 K	96 kW		09/75→12/84		Alternator	
1413 KO	96 kW		09/75→12/84	08/79→; -12/84; ⚡ OM353.944; 55A	8EL 725 625-001	466
					Alternator	
1414	100 kW		04/84→03/91	04/84→; -10/86; ⚡ OM366.909; 27A	8EL 725 626-001	467
					Alternator	
				04/84→; -10/86; ⚡ OM366.906; 27A	8EL 725 626-001	467
					Alternator	
				12/86→; -03/91; ⚡ OM366.906; 55A	8EL 725 736-001	468
					Alternator	
				12/86→; -03/91; ⚡ OM366.909; 55A	8EL 725 736-001	468
					Alternator	
				11/86→; -02/91; ⚡ OM366.909; 30A	8EL 725 858-001	469
					Alternator	
				11/86→; -02/91; ⚡ OM366.906; 30A	8EL 725 858-001	469
					Alternator	
02/91→; -03/91; ⚡ OM366.906; 35A	8EL 731 715-001	472				
	Alternator					
02/91→; -03/91; ⚡ OM366.909; 35A	8EL 731 715-001	472				
	Alternator					
10/88→; -03/91; ⚡ OM366.909; 80A	8EL 732 707-001	472				
	Alternator					
10/88→; -03/91; ⚡ OM366.906; 80A	8EL 732 707-001	472				
	Alternator					
1414 K	100 kW		04/84→03/91	04/84→; -10/86; ⚡ OM366.909; 27A	8EL 725 626-001	467
					Alternator	
				⚡ OM366.906; 27A	8EL 725 626-001	467
					Alternator	
				12/86→; -03/91; ⚡ OM366.909; 55A	8EL 725 736-001	468
					Alternator	
				12/86→; -03/91; ⚡ OM366.906; 55A	8EL 725 736-001	468
					Alternator	
11/86→; -03/91; ⚡ OM366.906; 30A	8EL 725 858-001	469				
	Alternator					
11/86→; -03/91; ⚡ OM366.909; 30A	8EL 725 858-001	469				
	Alternator					
10/88→; -03/91; ⚡ OM366.909; 80A	8EL 732 707-001	472				
	Alternator					
10/88→; -03/91; ⚡ OM366.906; 80A	8EL 732 707-001	472				
	Alternator					

Manufacturer - Model	Power	Displ.	Year of Constr.	Remark	Part Number	Page
MERCEDES-BENZ - NG					08/73→09/96	
1417	124 kW		05/75→12/84	08/79→; -12/84; ⚙️ OM353.971; 55A	8EL 725 625-001	466
1417 A	124 kW		05/75→12/84		Alternator	
1417 AK	124 kW		05/75→12/84	08/79→; -12/84; ⚙️ OM353.951; 55A	8EL 725 625-001	466
1417 K	124 kW		05/75→12/84		Alternator	
1417 AKO	124 kW		05/75→12/84	08/79→; -12/84; ⚙️ OM353.953; 55A	8EL 725 625-001	466
					Alternator	
1417 C	125 kW		04/84→03/91	04/84→; -10/86; ⚙️ OM366.951; 27A	8EL 725 626-001	467
1417 CA	125 kW		04/84→03/91		Alternator	
1417 CAK	125 kW		04/84→03/91	04/84→; -10/86; ⚙️ OM366.952; 27A	8EL 725 626-001	467
1417 CK	125 kW		04/84→03/91		Alternator	
				12/86→; -03/91; ⚙️ OM366.951; 55A	8EL 725 736-001	468
					Alternator	
				12/86→; -03/91; ⚙️ OM366.952; 55A	8EL 725 736-001	468
					Alternator	
				11/86→; -03/91; ⚙️ OM366.951; 30A	8EL 725 858-001	469
					Alternator	
				11/86→; -03/91; ⚙️ OM366.952; 30A	8EL 725 858-001	469
					Alternator	
				10/88→; -03/91; ⚙️ OM366.951; 80A	8EL 732 707-001	472
					Alternator	
				10/88→; -03/91; ⚙️ OM366.952; 80A	8EL 732 707-001	472
					Alternator	
1417 KO	124 kW		05/75→12/84	07/79→; -12/84; ⚙️ OM353.971; 55A	8EL 725 625-001	466
					Alternator	
				08/79→; -12/84; ⚙️ OM353.951; 55A	8EL 725 625-001	466
					Alternator	
1419,1419 L	141 kW		08/73→09/96	04/81→; -12/82; ⚙️ OM401.914; 55A	8EL 725 625-001	466
1419 AS	141 kW		05/75→12/82		Alternator	
1419 F	141 kW		05/75→12/82			
1419 C,1419 CL	141 kW		08/73→09/96	05/83→; -06/85; ⚙️ OM362.906; 27A	8EL 725 626-001	467
					Alternator	
				05/83→; -06/85; ⚙️ OM362.909; 27A	8EL 725 626-001	467
					Alternator	
1419 K	141 kW		05/75→12/82	03/78→; -12/82; ⚙️ OM401.905; 55A	8EL 725 625-001	466
					Alternator	
1419 S,1419 LS	141 kW		08/73→09/96	04/81→; -12/82; ⚙️ OM401.905; 55A	8EL 725 625-001	466
					Alternator	
1420,1420 L	150 kW		08/73→09/96	07/85→; -10/86; ⚙️ OM366.983; 27A	8EL 725 626-001	467
1620,1620 L	150 kW		08/73→09/96		Alternator	
2220,2220 L	150 kW		08/73→09/96	11/86→; -03/91; ⚙️ OM366.983; 55A	8EL 725 736-001	468
					Alternator	
				11/86→; -03/91; ⚙️ OM366.983; 30A	8EL 725 858-001	469
					Alternator	
				10/88→; -03/91; ⚙️ OM366.983; 80A	8EL 732 707-001	472
					Alternator	
1420 LS	150 kW		07/85→03/91	11/86→; -03/91; ⚙️ OM366.983; 55A	8EL 725 736-001	468
					Alternator	
				⚙️ OM366.983; 35A	8EL 731 715-001	472
					Alternator	
				10/88→; -03/91; ⚙️ OM366.983; 80A	8EL 732 707-001	472
					Alternator	
1422,1422 L	159 kW		08/73→09/96	05/82→; -10/86; ⚙️ OM421.905; 27A	8EL 725 626-001	467
					Alternator	
				11/86→; -10/90; ⚙️ OM421.905; 55A	8EL 725 736-001	468
					Alternator	
				11/86→; -10/90; ⚙️ OM421.905; 30A	8EL 725 858-001	469
					Alternator	
1422 F	159 kW		05/82→10/90	⚙️ OM421.906; 55A	8EL 725 736-001	468
					Alternator	
				10/88→; -10/90; ⚙️ OM421.906; 80A	8EL 732 707-001	472
					Alternator	
1422 S, 1422 LS	159 kW		08/73→09/96	05/82→; -05/85; ⚙️ OM401.905; 27A	8EL 725 626-001	467
					Alternator	
				06/86→; -10/90; ⚙️ OM401.905; 35A	8EL 731 715-001	472
					Alternator	
				10/88→; -10/90; ⚙️ OM401.905; 80A	8EL 732 707-001	472
					Alternator	
1424,1424 L	176 kW		08/73→09/96	11/79→; -01/87; ⚙️ OM402.911; 55A	8EL 725 625-001	466
1424 K	176 kW		07/75→01/87		Alternator	
				11/79→; -01/87; ⚙️ OM402.910; 55A	8EL 725 625-001	466
					Alternator	

Manufacturer - Model	Power	Displ.	Year of Constr.	Remark	Part Number	Page
MERCEDES-BENZ - NG					08/73→09/96	
1424 S,1424 LS	176 kW		08/73→09/96	05/82→; -01/87; OM402.911; 55A	8EL 725 625-001 Alternator	466
				05/82→; -01/87; OM402.910; 55A	8EL 725 625-001 Alternator	466
1425 AF	184 kW		08/73→09/96	12/82→; -10/86; OM422.909; 27A	8EL 725 626-001 Alternator	467
				11/86→; -09/96; OM422.909; 55A	8EL 725 736-001 Alternator	468
				11/86→; -02/91; OM422.909; 30A	8EL 725 858-001 Alternator	469
				03/91→; -09/96; OM422.909; 35A	8EL 731 715-001 Alternator	472
				10/88→; -09/96; OM422.909; 80A	8EL 732 707-001 Alternator	472
1425 S,1425 LS	184 kW		08/73→09/96	11/82→; -10/86; OM422.909; 27A	8EL 725 626-001 Alternator	467
				11/86→; -03/91; OM422.909; 55A	8EL 725 736-001 Alternator	468
				11/86→; -03/91; OM422.909; 30A	8EL 725 858-001 Alternator	469
				10/88→; -03/91; OM422.909; 80A	8EL 732 707-001 Alternator	472
1428 AF	206 kW		08/73→09/96	OM422.913; 27A	8EL 725 626-001 Alternator	467
				11/86→; -09/96; OM422.913; 55A	8EL 725 736-001 Alternator	468
				11/86→; -02/91; OM422.913; 30A	8EL 725 858-001 Alternator	469
				03/91→; -09/96; OM422.913; 35A	8EL 731 715-001 Alternator	472
1428 F	206 kW		05/82→12/91	OM422.913; 55A	8EL 725 736-001 Alternator	468
				OM422.913; 30A	8EL 725 858-001 Alternator	469
				OM422.907; 30A	8EL 725 858-001 Alternator	469
				OM422.907; 35A	8EL 731 715-001 Alternator	472
				OM422.913; 35A	8EL 731 715-001 Alternator	472
1613 K	96 kW		01/75→12/84	08/79→; -12/84; OM353.946; 55A	8EL 725 625-001 Alternator	466
				07/79→; -12/84; OM353.944; 55A	8EL 725 625-001 Alternator	466
1614	100 kW		04/84→03/91	04/84→; -10/86; OM366.906; 27A	8EL 725 626-001 Alternator	467
				11/86→; -03/91; OM366.906; 55A	8EL 725 736-001 Alternator	468
				11/86→; -03/91; OM366.906; 30A	8EL 725 858-001 Alternator	469
				10/88→; -03/91; OM366.906; 80A	8EL 732 707-001 Alternator	472
1614 K	100 kW		04/84→03/91	OM366.909; 35A	8EL 731 715-001 Alternator	472
				OM366.909; 80A	8EL 732 707-001 Alternator	472
1617,1617 L 1617 KO 1617 S	124 kW		08/73→09/96	08/79→; -07/85; OM353.953; 55A	8EL 725 625-001 Alternator	466
	124 kW		01/75→07/85			
	124 kW		01/75→07/85			
1617 AK 1617 K	124 kW		01/75→07/85	08/79→; -07/85; OM353.951; 55A	8EL 725 625-001 Alternator	466
	124 kW		01/75→07/85			

Manufacturer - Model	Power	Displ.	Year of Constr.	Remark	Part Number	Page
MERCEDES-BENZ - NG					08/73→09/96	
1617 C,1617 CL 1617 CAK	125 kW		08/73→09/96 04/84→03/91	04/84→; →10/86; ⚙ OM366.951; 27A	8EL 725 626-001 Alternator	467
				04/84→; →10/86; ⚙ OM366.952; 27A	8EL 725 626-001 Alternator	467
				11/86→; →03/91; ⚙ OM366.952; 55A	8EL 725 736-001 Alternator	468
				11/86→; →03/91; ⚙ OM366.951; 55A	8EL 725 736-001 Alternator	468
				11/86→; →03/91; ⚙ OM366.951; 30A	8EL 725 858-001 Alternator	469
				11/86→; →03/91; ⚙ OM366.952; 30A	8EL 725 858-001 Alternator	469
1617 CK	125 kW		04/84→03/91	⚙ OM366.951; 35A	8EL 731 715-001 Alternator	472
				10/88→; →03/91; ⚙ OM366.951; 80A	8EL 732 707-001 Alternator	472
1617 CS	125 kW		04/84→03/91	04/84→; →10/86; ⚙ OM366.951; 27A	8EL 725 626-001 Alternator	467
				11/86→; →03/91; ⚙ OM366.951; 55A	8EL 725 736-001 Alternator	468
				11/86→; →03/91; ⚙ OM366.951; 30A	8EL 725 858-001 Alternator	469
1619,1619 L	141 kW		08/73→09/96	04/81→; →05/87; ⚙ OM401.905; 55A	8EL 725 625-001 Alternator	466
				04/81→; →05/87; ⚙ OM401.914; 55A	8EL 725 625-001 Alternator	466
				04/81→; →10/86; ⚙ OM401.914; 27A	8EL 725 626-001 Alternator	467
				04/81→; →10/86; ⚙ OM401.905; 27A	8EL 725 626-001 Alternator	467
				11/86→; →05/87; ⚙ OM401.914; 30A	8EL 725 858-001 Alternator	469
				11/86→; →05/87; ⚙ OM401.905; 30A	8EL 725 858-001 Alternator	469
1619 AK 1619 K	141 kW 141 kW		11/74→12/82 11/74→12/82	04/81→; →12/82; ⚙ OM401.905; 55A	8EL 725 625-001 Alternator	466
				04/81→; →12/82; ⚙ OM401.905; 27A	8EL 725 626-001 Alternator	467
1619 C,1619 CL	141 kW		08/73→09/96	06/83→; →06/85; ⚙ OM362.906; 27A	8EL 725 626-001 Alternator	467
				06/83→; →06/85; ⚙ OM362.909; 27A	8EL 725 626-001 Alternator	467
1619 KO	141 kW		11/74→01/87	04/81→; →01/87; ⚙ OM401.905; 55A	8EL 725 625-001 Alternator	466
				04/81→; →01/87; ⚙ OM401.914; 55A	8EL 725 625-001 Alternator	466
				04/81→; →10/86; ⚙ OM401.914; 27A	8EL 725 626-001 Alternator	467
				04/81→; →10/86; ⚙ OM401.905; 27A	8EL 725 626-001 Alternator	467
				11/86→; →01/87; ⚙ OM401.914; 30A	8EL 725 858-001 Alternator	469
				11/86→; →01/87; ⚙ OM401.905; 30A	8EL 725 858-001 Alternator	469
1619 S	141 kW		11/74→12/84	04/81→; →12/84; ⚙ OM401.905; 55A	8EL 725 625-001 Alternator	466
				04/81→; →12/84; ⚙ OM401.914; 55A	8EL 725 625-001 Alternator	466
				03/81→; →12/84; ⚙ OM401.905; 27A	8EL 725 626-001 Alternator	467
				04/81→; →12/84; ⚙ OM401.914; 27A	8EL 725 626-001 Alternator	467
1622,1622 L	150 - 159 kW		08/73→09/96	05/82→; →10/86; ⚙ OM421.905; 27A	8EL 725 626-001 Alternator	467
				05/82→; →10/86; ⚙ OM441.907; 27A	8EL 725 626-001 Alternator	467
				05/82→; →10/86; ⚙ OM441.906; 27A	8EL 725 626-001 Alternator	467
				11/86→; →03/91; ⚙ OM421.905; 55A	8EL 725 736-001 Alternator	468
				11/86→; →03/91; ⚙ OM441.907; 55A	8EL 725 736-001 Alternator	468
				11/86→; →03/91; ⚙ OM441.906; 55A	8EL 725 736-001 Alternator	468

Manufacturer - Model	Power	Displ.	Year of Constr.	Remark	Part Number	Page
MERCEDES-BENZ - NG					08/73→09/96	
1622,1622 L	150 - 159 kW		08/73→09/96	11/86→; -03/91; ☉ OM421.905; 30A	8EL 725 858-001 Alternator	469
				11/86→; -03/91; ☉ OM441.906; 30A	8EL 725 858-001 Alternator	469
				11/86→; -03/91; ☉ OM441.907; 30A	8EL 725 858-001 Alternator	469
1622 AK 1622 K	159 kW 159 kW		05/82→10/89 05/82→10/89	05/82→; -10/86; ☉ OM421.905; 27A	8EL 725 626-001 Alternator	467
				11/86→; -10/89; ☉ OM421.905; 55A	8EL 725 736-001 Alternator	468
				11/86→; -10/89; ☉ OM421.905; 30A	8EL 725 858-001 Alternator	469
1622 S	159 kW		05/82→03/91	05/82→; -10/86; ☉ OM421.905; 27A	8EL 725 626-001 Alternator	467
				11/86→; -03/91; ☉ OM421.905; 55A	8EL 725 736-001 Alternator	468
				11/86→; -03/91; ☉ OM421.905; 30A	8EL 725 858-001 Alternator	469
1624,1624 L	176 kW		08/73→09/96	11/79→; -12/82; ☉ OM402.911; 55A	8EL 725 625-001 Alternator	466
				05/75→; -12/82; ☉ OM402.923; 55A	8EL 725 625-001 Alternator	466
1624 K	176 kW		07/75→08/82	11/79→; -08/82; ☉ OM402.910; 55A	8EL 725 625-001 Alternator	466
1624 S,1624 LS	176 kW		08/73→09/96	11/79→; -12/82; ☉ OM402.911; 55A	8EL 725 625-001 Alternator	466
1625,1625 L	184 kW		08/73→09/96	05/80→; -10/86; ☉ OM422.909; 27A	8EL 725 626-001 Alternator	467
				11/86→; -10/89; ☉ OM422.909; 55A	8EL 725 736-001 Alternator	468
				11/86→; -10/89; ☉ OM422.909; 30A	8EL 725 858-001 Alternator	469
				10/88→; -10/89; ☉ OM422.909; 80A	8EL 732 707-001 Alternator	472
1625 AK	184 kW		10/80→11/89	10/80→; -10/86; ☉ OM422.909; 27A	8EL 725 626-001 Alternator	467
				11/86→; -11/89; ☉ OM422.909; 55A	8EL 725 736-001 Alternator	468
				11/86→; -11/89; ☉ OM422.909; 30A	8EL 725 858-001 Alternator	469
1625 K	184 kW		05/80→11/89	05/80→; -10/86; ☉ OM422.909; 27A	8EL 725 626-001 Alternator	467
				11/86→; -11/89; ☉ OM422.909; 55A	8EL 725 736-001 Alternator	468
				11/86→; -11/89; ☉ OM422.909; 30A	8EL 725 858-001 Alternator	469
1625 S,1625 LS	184 kW		08/73→09/96	05/80→; -10/86; ☉ OM422.909; 27A	8EL 725 626-001 Alternator	467
				11/86→; -10/89; ☉ OM422.909; 55A	8EL 725 736-001 Alternator	468
				11/86→; -10/89; ☉ OM422.909; 30A	8EL 725 858-001 Alternator	469
1626 AK 1626 K	188 kW 188 kW		08/73→12/80 08/73→12/80	11/79→; -12/80; ☉ OM402.906; 27A	8EL 725 626-001 Alternator	467
1626 AS 1926 1926 A 1926 AK 1926 AS 1926 K	188 kW 188 kW 188 kW 188 kW 188 kW 188 kW		05/74→12/80 05/74→12/80 05/74→12/80 08/73→12/80 05/74→12/80 08/73→12/80	11/79→; -12/80; ☉ OM402.906; 27A	8EL 725 626-001 Alternator	467
				11/79→; -12/80; ☉ OM402.912; 27A	8EL 725 626-001 Alternator	467
1626 S,1626 LS 1926 S,1926 LS	188 kW 188 kW		08/73→09/96 08/73→09/96	11/79→; -12/80; ☉ OM402.906; 27A	8EL 725 626-001 Alternator	467
				11/79→; -12/80; ☉ OM402.912; 27A	8EL 725 626-001 Alternator	467
				11/79→; -12/80; ☉ OM402.916; 27A	8EL 725 626-001 Alternator	467
1628,1628 L	206 kW		08/73→09/96	01/80→; -10/86; ☉ OM422.911; 27A	8EL 725 626-001 Alternator	467
				01/80→; -10/86; ☉ OM422.913; 27A	8EL 725 626-001 Alternator	467
				01/80→; -10/86; ☉ OM422.906; 27A	8EL 725 626-001 Alternator	467
				01/80→; -10/86; ☉ OM422.905; 27A	8EL 725 626-001 Alternator	467

Manufacturer - Model	Power	Displ.	Year of Constr.	Remark	Part Number	Page
MERCEDES-BENZ - NG						08/73→09/96
1628,1628 L	206 kW		08/73→09/96	11/86→; -05/89; ⚡ OM422.906; 55A	8EL 725 736-001 Alternator	468
				11/86→; -05/89; ⚡ OM422.905; 55A	8EL 725 736-001 Alternator	468
				11/86→; -05/89; ⚡ OM422.911; 55A	8EL 725 736-001 Alternator	468
				11/86→; -05/89; ⚡ OM422.913; 55A	8EL 725 736-001 Alternator	468
				11/86→; -05/89; ⚡ OM422.913; 30A	8EL 725 858-001 Alternator	469
				11/86→; -05/89; ⚡ OM422.911; 30A	8EL 725 858-001 Alternator	469
				11/86→; -05/89; ⚡ OM422.905; 30A	8EL 725 858-001 Alternator	469
				11/86→; -05/89; ⚡ OM422.906; 30A	8EL 725 858-001 Alternator	469
				11/88→; -05/89; ⚡ OM422.913; 80A	8EL 732 707-001 Alternator	472
1628 A	206 kW		01/80→05/89	01/80→; -05/85; ⚡ OM422.911; 27A	8EL 725 626-001 Alternator	467
				01/80→; -05/85; ⚡ OM422.905; 27A	8EL 725 626-001 Alternator	467
				01/80→; -05/85; ⚡ OM422.906; 27A	8EL 725 626-001 Alternator	467
				06/85→; -05/89; ⚡ OM422.911; 35A	8EL 731 715-001 Alternator	472
				06/85→; -05/89; ⚡ OM422.905; 35A	8EL 731 715-001 Alternator	472
				06/85→; -05/89; ⚡ OM422.906; 35A	8EL 731 715-001 Alternator	472
				10/88→; -05/89; ⚡ OM422.905; 80A	8EL 732 707-001 Alternator	472
				10/88→; -05/89; ⚡ OM422.906; 80A	8EL 732 707-001 Alternator	472
				10/88→; -05/89; ⚡ OM422.911; 80A	8EL 732 707-001 Alternator	472
1628 S,1628 LS	206 kW		08/73→09/96	01/80→; -10/86; ⚡ OM422.911; 27A	8EL 725 626-001 Alternator	467
				01/80→; -10/86; ⚡ OM422.905; 27A	8EL 725 626-001 Alternator	467
				01/80→; -10/86; ⚡ OM422.906; 27A	8EL 725 626-001 Alternator	467
				11/86→; -05/89; ⚡ OM422.905; 55A	8EL 725 736-001 Alternator	468
				11/86→; -05/89; ⚡ OM422.906; 55A	8EL 725 736-001 Alternator	468
				11/86→; -05/89; ⚡ OM422.911; 55A	8EL 725 736-001 Alternator	468
				11/86→; -05/89; ⚡ OM422.911; 30A	8EL 725 858-001 Alternator	469
				11/86→; -05/89; ⚡ OM422.906; 30A	8EL 725 858-001 Alternator	469
				11/86→; -05/89; ⚡ OM422.905; 30A	8EL 725 858-001 Alternator	469
1632,1632 L	235 kW		08/73→09/96	11/79→; -12/82; ⚡ OM403.932; 27A	8EL 725 626-001 Alternator	467
				11/79→; -12/82; ⚡ OM403.931; 27A	8EL 725 626-001 Alternator	467
1632 AK	235 kW		08/73→08/82	11/79→; -08/82; ⚡ OM403.916; 27A	8EL 725 626-001 Alternator	467
1632 K	235 kW		08/73→08/82			
1632 AS	235 kW		05/74→09/83	11/79→; -09/83; ⚡ OM403.931; 27A	8EL 725 626-001 Alternator	467
1932 AK	235 kW		08/73→09/83	11/79→; -09/83; ⚡ OM403.916; 27A	8EL 725 626-001 Alternator	467
1632 S,1632 LS 2632 AS	235 kW 235 - 236 kW		08/73→09/96 05/74→09/83	11/79→; -09/83; ⚡ OM403.931; 27A	8EL 725 626-001 Alternator	467
				11/79→; -09/83; ⚡ OM403.932; 27A	8EL 725 626-001 Alternator	467
				11/79→; -09/83; ⚡ OM403.916; 27A	8EL 725 626-001 Alternator	467
1633,1633 L 1633 S,1633 LS	243 kW 243 kW		08/73→09/96 08/73→09/96	10/80→; -10/86; ⚡ OM422.958; 27A	8EL 725 626-001 Alternator	467
				10/80→; -10/86; ⚡ OM422.952; 27A	8EL 725 626-001 Alternator	467

Manufacturer - Model	Power	Displ.	Year of Constr.	Remark	Part Number	Page
MERCEDES-BENZ - NG						08/73→09/96
1633,1633 L	243 kW		08/73→09/96	10/80→; →10/86; ⚡ OM422.957; 27A	8EL 725 626-001 Alternator	467
1633 S,1633 LS	243 kW		08/73→09/96	10/80→; →10/86; ⚡ OM422.954; 27A	8EL 725 626-001 Alternator	467
				10/80→; →10/86; ⚡ OM422.956; 27A	8EL 725 626-001 Alternator	467
				11/86→; →05/87; ⚡ OM422.954; 55A	8EL 725 736-001 Alternator	468
				11/86→; →05/87; ⚡ OM422.952; 55A	8EL 725 736-001 Alternator	468
				11/86→; →05/87; ⚡ OM422.958; 55A	8EL 725 736-001 Alternator	468
				11/86→; →05/87; ⚡ OM422.956; 55A	8EL 725 736-001 Alternator	468
				11/86→; →05/87; ⚡ OM422.957; 55A	8EL 725 736-001 Alternator	468
				11/86→; →05/87; ⚡ OM422.958; 30A	8EL 725 858-001 Alternator	469
				11/86→; →05/87; ⚡ OM422.952; 30A	8EL 725 858-001 Alternator	469
				11/86→; →05/87; ⚡ OM422.954; 30A	8EL 725 858-001 Alternator	469
				11/86→; →05/87; ⚡ OM422.956; 30A	8EL 725 858-001 Alternator	469
				11/86→; →05/87; ⚡ OM422.957; 30A	8EL 725 858-001 Alternator	469
1635,1635 L	260 kW		08/73→09/96	02/86→; →10/86; ⚡ OM442.950; 27A	8EL 725 626-001 Alternator	467
1635 K	260 kW		02/86→07/89			
1635 S,1635 LS	260 kW		08/73→09/96	02/86→; →10/86; ⚡ OM442.952; 27A	8EL 725 626-001 Alternator	467
				11/86→; →07/89; ⚡ OM442.952; 55A	8EL 725 736-001 Alternator	468
				11/86→; →07/89; ⚡ OM442.950; 55A	8EL 725 736-001 Alternator	468
				11/86→; →07/89; ⚡ OM442.950; 30A	8EL 725 858-001 Alternator	469
				11/86→; →07/89; ⚡ OM442.952; 30A	8EL 725 858-001 Alternator	469
				10/88→; →07/89; ⚡ OM442.950; 80A	8EL 732 707-001 Alternator	472
				10/88→; →07/89; ⚡ OM442.952; 80A	8EL 732 707-001 Alternator	472
1636,1636 L	261 kW		08/73→09/96	12/83→; →10/86; ⚡ OM423.905; 27A	8EL 725 626-001 Alternator	467
1636 S,1636 LS	261 kW		08/73→09/96	12/83→; →10/86; ⚡ OM423.908; 27A	8EL 725 626-001 Alternator	467
				11/86→; →03/91; ⚡ OM423.908; 55A	8EL 725 736-001 Alternator	468
				11/86→; →03/91; ⚡ OM423.905; 55A	8EL 725 736-001 Alternator	468
				11/86→; →03/91; ⚡ OM423.905; 30A	8EL 725 858-001 Alternator	469
				11/86→; →03/91; ⚡ OM423.908; 30A	8EL 725 858-001 Alternator	469
1638	276 kW		11/80→12/86	11/80→; →10/86; ⚡ OM422.959; 27A	8EL 725 626-001 Alternator	467
1638 S,1638 LS	276 kW		08/73→09/96	11/80→; →10/86; ⚡ OM422.955; 27A	8EL 725 626-001 Alternator	467
				11/80→; →10/86; ⚡ OM422.953; 27A	8EL 725 626-001 Alternator	467
				11/86→; →12/86; ⚡ OM422.959; 55A	8EL 725 736-001 Alternator	468
				11/86→; →12/86; ⚡ OM422.955; 55A	8EL 725 736-001 Alternator	468
				11/86→; →12/86; ⚡ OM422.953; 55A	8EL 725 736-001 Alternator	468
				11/86→; →12/86; ⚡ OM422.955; 30A	8EL 725 858-001 Alternator	469
				11/86→; →12/86; ⚡ OM422.953; 30A	8EL 725 858-001 Alternator	469
				11/86→; →12/86; ⚡ OM422.959; 30A	8EL 725 858-001 Alternator	469
1644	320 kW		06/86→08/89	06/86→; →10/86; ⚡ OM442.953; 27A	8EL 725 626-001 Alternator	467

Manufacturer - Model	Power	Displ.	Year of Constr.	Remark	Part Number	Page
MERCEDES-BENZ - NG				08/73→09/96		
1644	320 kW		06/86→08/89	06/86→; →10/86; ⚡ OM442.980; 27A	8EL 725 626-001 Alternator	467
				06/86→; →10/88; ⚡ OM442.951; 27A	8EL 725 626-001 Alternator	467
				11/86→; →08/89; ⚡ OM442.980; 55A	8EL 725 736-001 Alternator	468
				11/86→; →08/89; ⚡ OM442.953; 55A	8EL 725 736-001 Alternator	468
				11/86→; →08/89; ⚡ OM442.951; 55A	8EL 725 736-001 Alternator	468
				11/86→; →08/89; ⚡ OM442.980; 30A	8EL 725 858-001 Alternator	469
				11/86→; →08/89; ⚡ OM442.953; 30A	8EL 725 858-001 Alternator	469
				11/86→; →08/89; ⚡ OM442.951; 30A	8EL 725 858-001 Alternator	469
				10/88→; →08/89; ⚡ OM442.953; 80A	8EL 732 707-001 Alternator	472
				10/88→; →08/89; ⚡ OM442.951; 80A	8EL 732 707-001 Alternator	472
				10/88→; →08/89; ⚡ OM442.980; 80A	8EL 732 707-001 Alternator	472
1644 S,1644 LS	320 kW		08/73→09/96	06/86→; →10/86; ⚡ OM442.953; 27A	8EL 725 626-001 Alternator	467
				06/86→; →10/86; ⚡ OM442.980; 27A	8EL 725 626-001 Alternator	467
				06/86→; →10/86; ⚡ OM442.951; 27A	8EL 725 626-001 Alternator	467
				11/86→; →08/89; ⚡ OM442.980; 55A	8EL 725 736-001 Alternator	468
				11/86→; →08/89; ⚡ OM442.953; 55A	8EL 725 736-001 Alternator	468
				11/86→; →08/89; ⚡ OM442.951; 55A	8EL 725 736-001 Alternator	468
				11/86→; →08/89; ⚡ OM442.980; 30A	8EL 725 858-001 Alternator	469
				11/86→; →08/89; ⚡ OM442.953; 30A	8EL 725 858-001 Alternator	469
				11/86→; →08/89; ⚡ OM442.951; 30A	8EL 725 858-001 Alternator	469
				10/88→; →08/89; ⚡ OM442.953; 80A	8EL 732 707-001 Alternator	472
				10/88→; →08/89; ⚡ OM442.951; 80A	8EL 732 707-001 Alternator	472
10/88→; →08/89; ⚡ OM442.980; 80A	8EL 732 707-001 Alternator	472				
1814	100 kW		04/84→03/91	⚡ OM366.906; 55A	8EL 725 736-001 Alternator	468
1922	159 kW		10/81→10/90	10/81→; →10/86; ⚡ OM421.905; 27A	8EL 725 626-001 Alternator	467
				11/86→; →10/90; ⚡ OM421.905; 55A	8EL 725 736-001 Alternator	468
				11/86→; →10/90; ⚡ OM421.905; 30A	8EL 725 858-001 Alternator	469
				10/88→; →10/90; ⚡ OM421.905; 80A	8EL 732 707-001 Alternator	472
1922 AK 1922 K 1922 S	159 kW		10/81→03/91	10/81→; →10/86; ⚡ OM421.905; 27A	8EL 725 626-001 Alternator	467
	159 kW		10/81→03/91	11/86→; →03/91; ⚡ OM421.905; 55A	8EL 725 736-001 Alternator	468
	159 kW		10/81→03/91	11/86→; →03/91; ⚡ OM421.905; 30A	8EL 725 858-001 Alternator	469
			10/81→03/91	10/88→; →03/91; ⚡ OM421.905; 80A	8EL 732 707-001 Alternator	472
1928,1928 L	206 kW		08/73→09/96	01/80→; →10/86; ⚡ OM422.911; 27A	8EL 725 626-001 Alternator	467
				01/80→; →10/86; ⚡ OM422.913; 27A	8EL 725 626-001 Alternator	467
				01/80→; →10/86; ⚡ OM422.905; 27A	8EL 725 626-001 Alternator	467
				01/80→; →10/86; ⚡ OM422.906; 27A	8EL 725 626-001 Alternator	467
				01/80→; →10/86; ⚡ OM422.907; 27A	8EL 725 626-001 Alternator	467

Manufacturer - Model	Power	Displ.	Year of Constr.	Remark	Part Number	Page
MERCEDES-BENZ - NG						08/73→09/96
1928,1928 L	206 kW		08/73→09/96	11/86→; -05/89; ⚡ OM422.907; 55A	8EL 725 736-001 Alternator	468
				11/86→; -05/89; ⚡ OM422.905; 55A	8EL 725 736-001 Alternator	468
				11/86→; -05/89; ⚡ OM422.906; 55A	8EL 725 736-001 Alternator	468
				11/86→; -05/89; ⚡ OM422.911; 55A	8EL 725 736-001 Alternator	468
				11/86→; -05/89; ⚡ OM422.913; 55A	8EL 725 736-001 Alternator	468
				11/86→; -05/89; ⚡ OM422.913; 30A	8EL 725 858-001 Alternator	469
				11/86→; -05/89; ⚡ OM422.911; 30A	8EL 725 858-001 Alternator	469
				11/86→; -05/89; ⚡ OM422.906; 30A	8EL 725 858-001 Alternator	469
				11/86→; -05/89; ⚡ OM422.907; 30A	8EL 725 858-001 Alternator	469
				11/86→; -05/89; ⚡ OM422.905; 30A	8EL 725 858-001 Alternator	469
				10/88→; -05/89; ⚡ OM422.906; 80A	8EL 732 707-001 Alternator	472
				10/88→; -05/89; ⚡ OM422.905; 80A	8EL 732 707-001 Alternator	472
				10/88→; -05/89; ⚡ OM422.907; 80A	8EL 732 707-001 Alternator	472
				10/88→; -05/89; ⚡ OM422.911; 80A	8EL 732 707-001 Alternator	472
				10/88→; -05/89; ⚡ OM422.913; 80A	8EL 732 707-001 Alternator	472
1928 A	206 kW		01/80→03/91	01/80→; -10/86; ⚡ OM422.905; 27A	8EL 725 626-001 Alternator	467
				01/80→; -10/86; ⚡ OM422.907; 27A	8EL 725 626-001 Alternator	467
				01/80→; -10/86; ⚡ OM422.913; 27A	8EL 725 626-001 Alternator	467
				01/80→; -10/86; ⚡ OM422.911; 27A	8EL 725 626-001 Alternator	467
				11/86→; -03/91; ⚡ OM422.911; 55A	8EL 725 736-001 Alternator	468
				11/86→; -03/91; ⚡ OM422.913; 55A	8EL 725 736-001 Alternator	468
				11/86→; -03/91; ⚡ OM422.907; 55A	8EL 725 736-001 Alternator	468
				11/86→; -03/91; ⚡ OM422.905; 55A	8EL 725 736-001 Alternator	468
				11/86→; -03/91; ⚡ OM422.911; 30A	8EL 725 858-001 Alternator	469
				11/86→; -03/91; ⚡ OM422.913; 30A	8EL 725 858-001 Alternator	469
				11/86→; -03/91; ⚡ OM422.907; 30A	8EL 725 858-001 Alternator	469
				11/86→; -03/91; ⚡ OM422.905; 30A	8EL 725 858-001 Alternator	469
				10/88→; -03/91; ⚡ OM422.905; 80A	8EL 732 707-001 Alternator	472
				10/88→; -03/91; ⚡ OM422.907; 80A	8EL 732 707-001 Alternator	472
				10/88→; -03/91; ⚡ OM422.913; 80A	8EL 732 707-001 Alternator	472
				10/88→; -03/91; ⚡ OM422.911; 80A	8EL 732 707-001 Alternator	472
1928 AK	206 kW		01/80→03/91	01/80→; -10/86; ⚡ OM422.911; 27A	8EL 725 626-001 Alternator	467
				01/80→; -10/86; ⚡ OM422.907; 27A	8EL 725 626-001 Alternator	467
				10/86→; -03/91; ⚡ OM422.905; 27A	8EL 725 626-001 Alternator	467
				01/80→; -10/86; ⚡ OM422.913; 27A	8EL 725 626-001 Alternator	467
				11/86→; -03/91; ⚡ OM422.911; 55A	8EL 725 736-001 Alternator	468
				11/86→; -03/91; ⚡ OM422.913; 55A	8EL 725 736-001 Alternator	468

Manufacturer - Model	Power	Displ.	Year of Constr.	Remark	Part Number	Page
MERCEDES-BENZ - NG						08/73→09/96
1928 AK	206 kW		01/80→03/91	11/86→; -03/91; ⚡ OM422.907; 55A	8EL 725 736-001 Alternator	468
				11/86→; -03/91; ⚡ OM422.905; 55A	8EL 725 736-001 Alternator	468
				11/86→; -03/91; ⚡ OM422.913; 30A	8EL 725 858-001 Alternator	469
				11/86→; -03/91; ⚡ OM422.911; 30A	8EL 725 858-001 Alternator	469
				11/86→; -03/91; ⚡ OM422.907; 30A	8EL 725 858-001 Alternator	469
				11/86→; -03/91; ⚡ OM422.905; 30A	8EL 725 858-001 Alternator	469
				10/88→; -03/91; ⚡ OM422.905; 80A	8EL 732 707-001 Alternator	472
				10/88→; -03/91; ⚡ OM422.907; 80A	8EL 732 707-001 Alternator	472
				10/88→; -03/91; ⚡ OM422.913; 80A	8EL 732 707-001 Alternator	472
				10/88→; -03/91; ⚡ OM422.911; 80A	8EL 732 707-001 Alternator	472
1928 AS	206 kW		01/80→03/91	01/80→; -10/86; ⚡ OM422.913; 27A	8EL 725 626-001 Alternator	467
				11/86→; -03/91; ⚡ OM422.913; 55A	8EL 725 736-001 Alternator	468
				11/86→; -03/91; ⚡ OM422.913; 30A	8EL 725 858-001 Alternator	469
				10/88→; -03/91; ⚡ OM422.913; 80A	8EL 732 707-001 Alternator	472
1928 K	206 kW		01/80→03/91	01/80→; -10/86; ⚡ OM422.905; 27A	8EL 725 626-001 Alternator	467
				01/80→; -10/86; ⚡ OM422.907; 27A	8EL 725 626-001 Alternator	467
				01/80→; -10/88; ⚡ OM422.913; 27A	8EL 725 626-001 Alternator	467
				01/80→; -10/86; ⚡ OM422.911; 27A	8EL 725 626-001 Alternator	467
				11/86→; -03/91; ⚡ OM422.911; 55A	8EL 725 736-001 Alternator	468
				11/86→; -03/91; ⚡ OM422.913; 55A	8EL 725 736-001 Alternator	468
				11/86→; -03/91; ⚡ OM422.907; 55A	8EL 725 736-001 Alternator	468
				11/86→; -03/91; ⚡ OM422.905; 55A	8EL 725 736-001 Alternator	468
				11/86→; -03/91; ⚡ OM422.913; 30A	8EL 725 858-001 Alternator	469
				11/86→; -03/91; ⚡ OM422.911; 30A	8EL 725 858-001 Alternator	469
				11/86→; -03/91; ⚡ OM422.907; 30A	8EL 725 858-001 Alternator	469
				11/86→; -03/91; ⚡ OM422.905; 30A	8EL 725 858-001 Alternator	469
				10/88→; -03/91; ⚡ OM422.905; 80A	8EL 732 707-001 Alternator	472
				10/88→; -03/91; ⚡ OM422.907; 80A	8EL 732 707-001 Alternator	472
				10/88→; -03/91; ⚡ OM422.913; 80A	8EL 732 707-001 Alternator	472
10/88→; -03/91; ⚡ OM422.911; 80A	8EL 732 707-001 Alternator	472				
1928 S, 1928 LS	206 kW		08/73→09/96	08/81→; -10/86; ⚡ OM422.906; 27A	8EL 725 626-001 Alternator	467
				08/81→; -10/86; ⚡ OM422.911; 27A	8EL 725 626-001 Alternator	467
				11/86→; -03/91; ⚡ OM422.911; 55A	8EL 725 736-001 Alternator	468
				11/86→; -03/91; ⚡ OM422.906; 55A	8EL 725 736-001 Alternator	468
				11/86→; -03/91; ⚡ OM422.911; 30A	8EL 725 858-001 Alternator	469
				11/86→; -03/91; ⚡ OM422.906; 30A	8EL 725 858-001 Alternator	469
				10/88→; -03/91; ⚡ OM422.906; 80A	8EL 732 707-001 Alternator	472

Manufacturer - Model	Power	Displ.	Year of Constr.	Remark	Part Number	Page
MERCEDES-BENZ - NG					08/73→09/96	
1928 S,1928 LS	206 kW		08/73→09/96	10/88→; -03/91; ⚡ OM422.911; 80A	8EL 732 707-001 Alternator	472
1932 1932 A	235 kW		05/74→03/83	11/79→; -03/83; ⚡ OM403.931; 27A	8EL 725 626-001 Alternator	467
	235 kW		05/74→03/83	11/79→; -03/83; ⚡ OM403.916; 27A	8EL 725 626-001 Alternator	467
1932 AS 1932 S,1932 LS	235 kW		05/74→12/82	11/79→; -12/82; ⚡ OM403.916; 27A	8EL 725 626-001 Alternator	467
	235 kW		08/73→09/96	11/79→; -12/82; ⚡ OM403.931; 27A	8EL 725 626-001 Alternator	467
1932 K	235 kW		08/73→08/82	11/79→; -08/82; ⚡ OM403.931; 27A	8EL 725 626-001 Alternator	467
				11/79→; -08/82; ⚡ OM403.916; 27A	8EL 725 626-001 Alternator	467
1933 1933 S,1933 LS	243 kW		11/80→03/91 08/73→09/96	11/80→; -10/86; ⚡ OM422.954; 27A	8EL 725 626-001 Alternator	467
				11/80→; -10/86; ⚡ OM422.952; 27A	8EL 725 626-001 Alternator	467
				11/80→; -10/86; ⚡ OM422.956; 27A	8EL 725 626-001 Alternator	467
				11/80→; -10/86; ⚡ OM422.958; 27A	8EL 725 626-001 Alternator	467
				11/80→; -10/86; ⚡ OM422.957; 27A	8EL 725 626-001 Alternator	467
				11/86→; -03/91; ⚡ OM422.956; 55A	8EL 725 736-001 Alternator	468
				11/86→; -03/91; ⚡ OM422.957; 55A	8EL 725 736-001 Alternator	468
				11/86→; -03/91; ⚡ OM422.958; 55A	8EL 725 736-001 Alternator	468
				11/86→; -03/91; ⚡ OM422.954; 55A	8EL 725 736-001 Alternator	468
				11/86→; -03/91; ⚡ OM422.952; 55A	8EL 725 736-001 Alternator	468
				11/86→; -03/91; ⚡ OM422.958; 30A	8EL 725 858-001 Alternator	469
				11/86→; -03/91; ⚡ OM422.957; 30A	8EL 725 858-001 Alternator	469
				11/86→; -03/91; ⚡ OM422.956; 30A	8EL 725 858-001 Alternator	469
				11/86→; -03/91; ⚡ OM422.952; 30A	8EL 725 858-001 Alternator	469
				11/86→; -03/91; ⚡ OM422.954; 30A	8EL 725 858-001 Alternator	469
				10/88→; -03/91; ⚡ OM422.952; 80A	8EL 732 707-001 Alternator	472
				10/88→; -03/91; ⚡ OM422.954; 80A	8EL 732 707-001 Alternator	472
				10/88→; -03/91; ⚡ OM422.957; 80A	8EL 732 707-001 Alternator	472
				10/88→; -03/91; ⚡ OM422.956; 80A	8EL 732 707-001 Alternator	472
				10/88→; -03/91; ⚡ OM422.958; 80A	8EL 732 707-001 Alternator	472
1935 1935 S,1935 LS	260 kW		02/86→09/89 08/73→09/96	02/86→; -10/86; ⚡ OM442.950; 27A	8EL 725 626-001 Alternator	467
				02/86→; -10/86; ⚡ OM442.952; 27A	8EL 725 626-001 Alternator	467
				11/86→; -09/89; ⚡ OM442.952; 55A	8EL 725 736-001 Alternator	468
				11/86→; -09/89; ⚡ OM442.950; 55A	8EL 725 736-001 Alternator	468
				11/86→; -09/89; ⚡ OM442.950; 30A	8EL 725 858-001 Alternator	469
				11/86→; -09/89; ⚡ OM442.952; 30A	8EL 725 858-001 Alternator	469
				10/88→; -09/89; ⚡ OM442.950; 80A	8EL 732 707-001 Alternator	472
				10/88→; -09/89; ⚡ OM442.952; 80A	8EL 732 707-001 Alternator	472

Manufacturer - Model	Power	Displ.	Year of Constr.	Remark	Part Number	Page
MERCEDES-BENZ - NG					08/73→09/96	
1935 AK 1935 AS	260 - 269 kW		09/87→03/91	☺ OM442.962; 55A	8EL 725 736-001 Alternator	468
	260 - 269 kW		09/87→03/91	☺ OM442.962; 30A	8EL 725 858-001 Alternator	469
				10/88→; -03/91; ☺ OM442.962; 80A	8EL 732 707-001 Alternator	472
1936	261 kW		10/81→03/91	10/81→; -10/86; ☺ OM423.906; 27A	8EL 725 626-001 Alternator	467
				10/81→; -10/86; ☺ OM423.905; 27A	8EL 725 626-001 Alternator	467
				10/81→; -10/86; ☺ OM423.908; 27A	8EL 725 626-001 Alternator	467
				11/86→; -03/91; ☺ OM423.908; 55A	8EL 725 736-001 Alternator	468
				11/86→; -03/91; ☺ OM423.905; 55A	8EL 725 736-001 Alternator	468
				11/86→; -03/91; ☺ OM423.906; 55A	8EL 725 736-001 Alternator	468
				11/86→; -03/91; ☺ OM423.905; 30A	8EL 725 858-001 Alternator	469
				11/86→; -03/91; ☺ OM423.906; 30A	8EL 725 858-001 Alternator	469
				11/86→; -03/91; ☺ OM423.908; 30A	8EL 725 858-001 Alternator	469
				10/88→; -03/91; ☺ OM423.905; 80A	8EL 732 707-001 Alternator	472
				10/88→; -03/91; ☺ OM423.906; 80A	8EL 732 707-001 Alternator	472
				10/88→; -03/91; ☺ OM423.908; 80A	8EL 732 707-001 Alternator	472
1936 AK 1936 AS	261 kW		10/81→03/91	10/81→; -10/86; ☺ OM423.907; 27A	8EL 725 626-001 Alternator	467
	261 kW		10/81→03/91	10/81→; -10/86; ☺ OM423.906; 27A	8EL 725 626-001 Alternator	467
				10/81→; -10/86; ☺ OM423.905; 27A	8EL 725 626-001 Alternator	467
				11/86→; -03/91; ☺ OM423.905; 55A	8EL 725 736-001 Alternator	468
				11/86→; -03/91; ☺ OM423.906; 55A	8EL 725 736-001 Alternator	468
				11/86→; -03/91; ☺ OM423.907; 55A	8EL 725 736-001 Alternator	468
				11/86→; -03/91; ☺ OM423.905; 30A	8EL 725 858-001 Alternator	469
				11/86→; -03/91; ☺ OM423.906; 30A	8EL 725 858-001 Alternator	469
				11/86→; -03/91; ☺ OM423.907; 30A	8EL 725 858-001 Alternator	469
				10/88→; -03/91; ☺ OM423.905; 80A	8EL 732 707-001 Alternator	472
				10/88→; -03/91; ☺ OM423.906; 80A	8EL 732 707-001 Alternator	472
				10/88→; -03/91; ☺ OM423.907; 80A	8EL 732 707-001 Alternator	472
1936 K	261 kW		10/81→03/91	10/81→; -10/86; ☺ OM423.905; 27A	8EL 725 626-001 Alternator	467
				11/86→; -03/91; ☺ OM423.905; 55A	8EL 725 736-001 Alternator	468
				11/86→; -03/91; ☺ OM423.905; 30A	8EL 725 858-001 Alternator	469
				10/88→; -03/91; ☺ OM423.905; 80A	8EL 732 707-001 Alternator	472
1936 S, 1936 LS	261 kW		08/73→09/96	10/81→; -05/85; ☺ OM423.908; 27A	8EL 725 626-001 Alternator	467
				06/85→; ☺ OM423.908; 35A	8EL 731 715-001 Alternator	472
				10/88→; -03/91; ☺ OM423.908; 80A	8EL 732 707-001 Alternator	472
1938	276 kW		11/80→06/90	11/80→; -10/86; ☺ OM422.953; 27A	8EL 725 626-001 Alternator	467
				11/80→; -10/86; ☺ OM422.959; 27A	8EL 725 626-001 Alternator	467
				11/86→; -06/90; ☺ OM422.959; 55A	8EL 725 736-001 Alternator	468

Manufacturer - Model	Power	Displ.	Year of Constr.	Remark	Part Number	Page
MERCEDES-BENZ - NG						08/73→09/96
1938	276 kW		11/80→06/90	11/86→; →06/90; ⚡ OM422.953; 55A	8EL 725 736-001 Alternator	468
				11/86→; →06/90; ⚡ OM422.953; 30A	8EL 725 858-001 Alternator	469
				11/86→; →06/90; ⚡ OM422.959; 30A	8EL 725 858-001 Alternator	469
				10/88→; →06/90; ⚡ OM422.959; 80A	8EL 732 707-001 Alternator	472
				10/88→; →06/90; ⚡ OM422.953; 80A	8EL 732 707-001 Alternator	472
1938 S, 1938 LS	276 kW		08/73→09/96	11/80→; →10/86; ⚡ OM422.953; 27A	8EL 725 626-001 Alternator	467
				11/80→; →10/86; ⚡ OM422.955; 27A	8EL 725 626-001 Alternator	467
				11/80→; →10/86; ⚡ OM422.959; 27A	8EL 725 626-001 Alternator	467
				11/86→; →06/90; ⚡ OM422.959; 55A	8EL 725 736-001 Alternator	468
				11/86→; →06/90; ⚡ OM422.955; 55A	8EL 725 736-001 Alternator	468
				11/86→; →06/90; ⚡ OM422.953; 55A	8EL 725 736-001 Alternator	468
				11/86→; →06/90; ⚡ OM422.955; 30A	8EL 725 858-001 Alternator	469
				11/86→; →06/90; ⚡ OM422.959; 30A	8EL 725 858-001 Alternator	469
				11/86→; →06/90; ⚡ OM422.953; 30A	8EL 725 858-001 Alternator	469
				10/88→; →06/90; ⚡ OM422.959; 80A	8EL 732 707-001 Alternator	472
				10/88→; →06/90; ⚡ OM422.955; 80A	8EL 732 707-001 Alternator	472
				10/88→; →06/90; ⚡ OM422.953; 80A	8EL 732 707-001 Alternator	472
				1944 1944 S, 1944 LS	320 kW 320 kW	
11/86→; →12/89; ⚡ OM442.951; 55A	8EL 725 736-001 Alternator	468				
11/86→; →12/89; ⚡ OM442.951; 30A	8EL 725 858-001 Alternator	469				
10/88→; →12/89; ⚡ OM442.951; 80A	8EL 732 707-001 Alternator	472				
2025 S	184 kW		08/83→03/91	08/83→; →10/86; ⚡ OM422.909; 27A	8EL 725 626-001 Alternator	467
				11/86→; →03/91; ⚡ OM422.909; 55A	8EL 725 736-001 Alternator	468
				11/86→; →03/91; ⚡ OM422.909; 30A	8EL 725 858-001 Alternator	469
				10/88→; →03/91; ⚡ OM422.909; 80A	8EL 732 707-001 Alternator	472
2026 S	188 kW		10/76→10/80	11/79→; →10/80; ⚡ OM402.912; 27A	8EL 725 626-001 Alternator	467
				11/79→; →10/80; ⚡ OM402.916; 27A	8EL 725 626-001 Alternator	467
2028 A	206 kW		01/80→06/89	01/80→; →05/85; ⚡ OM422.913; 27A	8EL 725 626-001 Alternator	467
				01/80→; →05/85; ⚡ OM422.911; 27A	8EL 725 626-001 Alternator	467
				01/80→; →05/85; ⚡ OM422.907; 27A	8EL 725 626-001 Alternator	467
				11/86→; →06/89; ⚡ OM422.911; 55A	8EL 725 736-001 Alternator	468
				11/86→; →06/89; ⚡ OM422.913; 55A	8EL 725 736-001 Alternator	468
				11/86→; →06/89; ⚡ OM422.907; 55A	8EL 725 736-001 Alternator	468
				06/85→; →06/89; ⚡ OM422.907; 35A	8EL 731 715-001 Alternator	472
				06/85→; →06/89; ⚡ OM422.911; 35A	8EL 731 715-001 Alternator	472
				06/85→; →06/89; ⚡ OM422.913; 35A	8EL 731 715-001 Alternator	472
				10/88→; →06/89; ⚡ OM422.907; 80A	8EL 732 707-001 Alternator	472

Manufacturer - Model	Power	Displ.	Year of Constr.	Remark	Part Number	Page
MERCEDES-BENZ - NG					08/73→09/96	
2028 A	206 kW		01/80→06/89	10/88→; →06/89; ⚡ OM422.913; 80A	8EL 732 707-001 Alternator	472
				10/88→; →06/89; ⚡ OM422.911; 80A	8EL 732 707-001 Alternator	472
2028 LS	206 kW		01/80→06/89	01/80→; →10/86; ⚡ OM422.911; 27A	8EL 725 626-001 Alternator	467
				01/80→; →10/86; ⚡ OM422.910; 27A	8EL 725 626-001 Alternator	467
				01/80→; →10/86; ⚡ OM422.906; 27A	8EL 725 626-001 Alternator	467
				01/80→; →10/86; ⚡ OM422.905; 27A	8EL 725 626-001 Alternator	467
				11/86→; →06/89; ⚡ OM422.905; 55A	8EL 725 736-001 Alternator	468
				11/86→; →06/89; ⚡ OM422.906; 55A	8EL 725 736-001 Alternator	468
				11/86→; →06/89; ⚡ OM422.910; 55A	8EL 725 736-001 Alternator	468
				11/86→; →06/89; ⚡ OM422.911; 55A	8EL 725 736-001 Alternator	468
				11/86→; →06/89; ⚡ OM422.911; 30A	8EL 725 858-001 Alternator	469
				11/86→; →06/89; ⚡ OM422.910; 30A	8EL 725 858-001 Alternator	469
				11/86→; →06/89; ⚡ OM422.906; 30A	8EL 725 858-001 Alternator	469
				11/86→; →06/89; ⚡ OM422.905; 30A	8EL 725 858-001 Alternator	469
				10/88→; →06/89; ⚡ OM422.906; 80A	8EL 732 707-001 Alternator	472
				10/88→; →06/89; ⚡ OM422.905; 80A	8EL 732 707-001 Alternator	472
				10/88→; →06/89; ⚡ OM422.910; 80A	8EL 732 707-001 Alternator	472
				10/88→; →06/89; ⚡ OM422.911; 80A	8EL 732 707-001 Alternator	472
2032 S 2232,2232 L 2232 S,2232 LS	235 kW 235 kW 235 kW		08/75→09/83 08/73→09/96 08/73→09/96	11/79→; →09/83; ⚡ OM403.931; 27A 11/79→; →09/83; ⚡ OM403.932; 27A	8EL 725 626-001 Alternator 8EL 725 626-001 Alternator	467 467
2033 LS	243 kW		12/81→05/87	12/81→; →10/86; ⚡ OM422.952; 27A	8EL 725 626-001 Alternator	467
				12/81→; →10/86; ⚡ OM422.956; 27A	8EL 725 626-001 Alternator	467
				11/86→; →05/87; ⚡ OM422.952; 55A	8EL 725 736-001 Alternator	468
				11/86→; →05/87; ⚡ OM422.956; 55A	8EL 725 736-001 Alternator	468
				11/86→; →05/87; ⚡ OM422.952; 30A	8EL 725 858-001 Alternator	469
				11/86→; →05/87; ⚡ OM422.956; 30A	8EL 725 858-001 Alternator	469
2035 S,2035 LS	260 kW		08/73→09/96	06/86→; →10/86; ⚡ OM442.950; 27A	8EL 725 626-001 Alternator	467
				06/86→; →10/86; ⚡ OM442.952; 27A	8EL 725 626-001 Alternator	467
				06/86→; →10/86; ⚡ OM442.958; 27A	8EL 725 626-001 Alternator	467
				11/86→; →07/89; ⚡ OM442.958; 55A	8EL 725 736-001 Alternator	468
				11/86→; →07/89; ⚡ OM442.952; 55A	8EL 725 736-001 Alternator	468
				11/86→; →07/89; ⚡ OM442.950; 55A	8EL 725 736-001 Alternator	468
				11/86→; →07/89; ⚡ OM442.950; 30A	8EL 725 858-001 Alternator	469
				11/86→; →07/89; ⚡ OM442.958; 30A	8EL 725 858-001 Alternator	469
				11/86→; →07/89; ⚡ OM442.952; 30A	8EL 725 858-001 Alternator	469
2028 A	260 kW		01/80→06/89	03/84→; →05/85; ⚡ OM442.962; 27A	8EL 725 626-001 Alternator	467
				03/84→; →05/85; ⚡ OM442.950; 27A	8EL 725 626-001 Alternator	467

Manufacturer - Model	Power	Displ.	Year of Constr.	Remark	Part Number	Page
MERCEDES-BENZ - NG						08/73→09/96
2028 A	260 kW		01/80→06/89	11/86→; →06/89; ⚡ OM442.962; 55A	8EL 725 736-001 Alternator	468
				11/86→; →06/89; ⚡ OM442.950; 55A	8EL 725 736-001 Alternator	468
				06/85→; →11/86; ⚡ OM442.950; 35A	8EL 731 715-001 Alternator	472
				03/84→; →06/89; ⚡ OM442.962; 35A	8EL 731 715-001 Alternator	472
				10/88→; →06/89; ⚡ OM442.950; 80A	8EL 732 707-001 Alternator	472
				10/88→; →06/89; ⚡ OM442.962; 80A	8EL 732 707-001 Alternator	472
2036 LS	261 kW		03/84→03/91	03/84→; →10/86; ⚡ OM423.905; 27A	8EL 725 626-001 Alternator	467
				03/84→; →10/86; ⚡ OM423.908; 27A	8EL 725 626-001 Alternator	467
				11/86→; →03/91; ⚡ OM423.908; 55A	8EL 725 736-001 Alternator	468
				11/86→; →03/91; ⚡ OM423.905; 55A	8EL 725 736-001 Alternator	468
				11/86→; →03/91; ⚡ OM423.905; 30A	8EL 725 858-001 Alternator	469
				11/86→; →03/91; ⚡ OM423.908; 30A	8EL 725 858-001 Alternator	469
				10/88→; →03/91; ⚡ OM423.905; 80A	8EL 732 707-001 Alternator	472
				10/88→; →03/91; ⚡ OM423.908; 80A	8EL 732 707-001 Alternator	472
2219	141 kW		06/76→01/87	04/81→; →01/87; ⚡ OM401.926; 55A	8EL 725 625-001 Alternator	466
2219,2219 L	141 kW		08/73→09/96	04/81→; →01/87; ⚡ OM401.927; 55A	8EL 725 625-001 Alternator	466
				04/81→; →01/87; ⚡ OM401.923; 55A	8EL 725 625-001 Alternator	466
				04/81→; →01/87; ⚡ OM401.926; 55A	8EL 725 625-001 Alternator	466
2219 C,2219 CL	141 kW		08/73→09/96	02/83→; →09/85; ⚡ OM362.906; 27A	8EL 725 626-001 Alternator	467
				02/83→; →09/85; ⚡ OM362.909; 27A	8EL 725 626-001 Alternator	467
2219 K	141 kW		06/76→01/87	04/81→; →01/87; ⚡ OM401.925; 55A	8EL 725 625-001 Alternator	466
2219 KO	141 kW		06/76→01/87	04/81→; →01/87; ⚡ OM401.914; 55A	8EL 725 625-001 Alternator	466
				04/81→; →01/87; ⚡ OM401.926; 55A	8EL 725 625-001 Alternator	466
2222 2222,2222 L	159 kW 159 kW		05/82→03/91 08/73→09/96	05/82→; →10/86; ⚡ OM421.905; 27A	8EL 725 626-001 Alternator	467
				11/86→; →03/91; ⚡ OM421.905; 55A	8EL 725 736-001 Alternator	468
				11/86→; →03/91; ⚡ OM421.905; 30A	8EL 725 858-001 Alternator	469
				02/91→; →03/91; ⚡ OM421.905; 35A	8EL 731 715-001 Alternator	472
				10/88→; →03/91; ⚡ OM421.905; 80A	8EL 732 707-001 Alternator	472
2222 B	150 - 159 kW		05/82→03/91	05/82→; →10/86; ⚡ OM421.905; 27A	8EL 725 626-001 Alternator	467
				05/82→; →10/86; ⚡ OM421.907; 27A	8EL 725 626-001 Alternator	467
				05/82→; →10/86; ⚡ OM441.906; 27A	8EL 725 626-001 Alternator	467
				11/86→; →03/91; ⚡ OM441.906; 55A	8EL 725 736-001 Alternator	468
				11/86→; →03/91; ⚡ OM421.905; 55A	8EL 725 736-001 Alternator	468
				11/86→; →03/91; ⚡ OM421.907; 55A	8EL 725 736-001 Alternator	468
				11/86→; →03/91; ⚡ OM421.905; 30A	8EL 725 858-001 Alternator	469
				11/86→; →03/91; ⚡ OM421.907; 30A	8EL 725 858-001 Alternator	469
				11/86→; →03/91; ⚡ OM441.906; 30A	8EL 725 858-001 Alternator	469

Manufacturer - Model	Power	Displ.	Year of Constr.	Remark	Part Number	Page
MERCEDES-BENZ - NG					08/73→09/96	
2222 B	150 - 159 kW		05/82→03/91	10/88→; -03/91; ☼ OM441.906; 80A	8EL 732 707-001 Alternator	472
				10/88→; -03/91; ☼ OM421.905; 80A	8EL 732 707-001 Alternator	472
				10/88→; -03/91; ☼ OM421.907; 80A	8EL 732 707-001 Alternator	472
2222 K	159 kW		05/82→10/89	☼ OM421.905; 27A	8EL 725 626-001 Alternator	467
				☼ OM421.905; 35A	8EL 731 715-001 Alternator	472
2222 K	159 kW		05/82→03/91	05/82→; -10/86; ☼ OM421.905; 27A	8EL 725 626-001 Alternator	467
				11/86→; -03/91; ☼ OM421.905; 55A	8EL 725 736-001 Alternator	468
				11/86→; -03/91; ☼ OM421.905; 30A	8EL 725 858-001 Alternator	469
				10/88→; -03/91; ☼ OM421.905; 80A	8EL 732 707-001 Alternator	472
2222 L	159 - 165 kW		08/73→09/96	☼ OM441.917; 55A	8EL 725 736-001 Alternator	468
				☼ OM441.919; 30A	8EL 725 858-001 Alternator	469
				☼ OM441.905; 30A	8EL 725 858-001 Alternator	469
				☼ OM441.914; 30A	8EL 725 858-001 Alternator	469
				☼ OM421.905; 30A	8EL 725 858-001 Alternator	469
				☼ OM421.905; 35A	8EL 731 715-001 Alternator	472
				☼ OM441.919; 35A	8EL 731 715-001 Alternator	472
				☼ OM441.914; 35A	8EL 731 715-001 Alternator	472
				☼ OM441.905; 35A	8EL 731 715-001 Alternator	472
2224 2224 S	176 kW		04/76→12/82	☼ OM402.911; 55A	8EL 725 625-001 Alternator	466
	176 kW		07/76→12/82	☼ OM402.928; 55A	8EL 725 625-001 Alternator	466
2224 B	176 kW		05/75→03/84	03/78→; -06/82; ☼ OM402.914; 27A	8EL 725 626-001 Alternator	467
2224 K	176 kW		04/76→12/82	☼ OM402.910; 55A	8EL 725 625-001 Alternator	466
				☼ OM402.927; 55A	8EL 725 625-001 Alternator	466
2225	184 kW		04/85→03/91	09/85→; -10/86; ☼ OM422.909; 27A	8EL 725 626-001 Alternator	467
				04/85→; -10/86; ☼ OM422.909; 27A	8EL 725 626-001 Alternator	467
				11/86→; -03/91; ☼ OM422.909; 55A	8EL 725 736-001 Alternator	468
				11/86→; -06/89; ☼ OM422.909; 55A	8EL 725 736-001 Alternator	468
				11/86→; -03/91; ☼ OM422.909; 30A	8EL 725 858-001 Alternator	469
				11/86→; -06/89; ☼ OM422.909; 30A	8EL 725 858-001 Alternator	469
				10/88→; -06/89; ☼ OM422.909; 80A	8EL 732 707-001 Alternator	472
2225 B	184 kW		08/83→03/91	08/83→; -10/86; ☼ OM422.912; 27A	8EL 725 626-001 Alternator	467
				11/86→; -03/91; ☼ OM422.912; 55A	8EL 725 736-001 Alternator	468
				11/86→; -03/91; ☼ OM422.912; 30A	8EL 725 858-001 Alternator	469
				10/88→; -03/91; ☼ OM422.912; 80A	8EL 732 707-001 Alternator	472

Manufacturer - Model	Power	Displ.	Year of Constr.	Remark	Part Number	Page
MERCEDES-BENZ - NG					08/73→09/96	
2225 L	184 kW		08/73→09/96	☺ OM422.909; 27A	8EL 725 626-001 Alternator	467
				☺ OM422.909; 55A	8EL 725 736-001 Alternator	468
				☺ OM422.909; 35A	8EL 731 715-001 Alternator	472
				☺ OM422.909; 80A	8EL 732 707-001 Alternator	472
2226 2226,2226 L 2226 S,2226 LS	188 kW		09/75→12/80	11/79→; →12/80; ☺ OM402.912; 27A	8EL 725 626-001 Alternator	467
	188 kW		08/73→09/96	11/79→; →12/80; ☺ OM402.916; 27A	8EL 725 626-001 Alternator	467
	188 kW		08/73→09/96	11/79→; →12/80; ☺ OM402.924; 27A	8EL 725 626-001 Alternator	467
2228 2228 S	206 kW		12/79→03/91	12/79→; →10/86; ☺ OM422.905; 27A	8EL 725 626-001 Alternator	467
	206 kW		12/79→03/91	12/79→; →10/86; ☺ OM422.911; 27A	8EL 725 626-001 Alternator	467
				11/86→; →03/91; ☺ OM422.911; 55A	8EL 725 736-001 Alternator	468
				11/86→; →03/91; ☺ OM422.905; 55A	8EL 725 736-001 Alternator	468
				11/86→; →03/91; ☺ OM422.911; 30A	8EL 725 858-001 Alternator	469
				11/86→; →03/91; ☺ OM422.905; 30A	8EL 725 858-001 Alternator	469
2228,2228 L	206 kW		08/73→09/96	12/79→; →10/86; ☺ OM422.905; 27A	8EL 725 626-001 Alternator	467
				12/79→; →10/86; ☺ OM422.906; 27A	8EL 725 626-001 Alternator	467
				12/79→; →10/86; ☺ OM422.911; 27A	8EL 725 626-001 Alternator	467
				11/86→; →03/91; ☺ OM422.911; 55A	8EL 725 736-001 Alternator	468
				11/86→; →03/91; ☺ OM422.906; 55A	8EL 725 736-001 Alternator	468
				11/86→; →03/91; ☺ OM422.905; 55A	8EL 725 736-001 Alternator	468
				11/86→; →03/91; ☺ OM422.911; 30A	8EL 725 858-001 Alternator	469
				11/86→; →03/91; ☺ OM422.906; 30A	8EL 725 858-001 Alternator	469
				11/86→; →03/91; ☺ OM422.905; 30A	8EL 725 858-001 Alternator	469
2232	235 kW		05/74→09/83	03/78→; →06/82; ☺ OM403.931; 27A	8EL 725 626-001 Alternator	467
				03/78→; →06/82; ☺ OM403.932; 27A	8EL 725 626-001 Alternator	467
2233	243 kW		11/80→05/87	11/80→; →10/86; ☺ OM422.957; 27A	8EL 725 626-001 Alternator	467
				11/80→; →10/86; ☺ OM422.954; 27A	8EL 725 626-001 Alternator	467
				11/80→; →10/86; ☺ OM422.952; 27A	8EL 725 626-001 Alternator	467
				11/86→; →05/87; ☺ OM422.952; 55A	8EL 725 736-001 Alternator	468
				11/86→; →05/87; ☺ OM422.954; 55A	8EL 725 736-001 Alternator	468
				11/86→; →05/87; ☺ OM422.957; 55A	8EL 725 736-001 Alternator	468
				11/86→; →05/87; ☺ OM422.952; 30A	8EL 725 858-001 Alternator	469
				11/86→; →05/87; ☺ OM422.954; 30A	8EL 725 858-001 Alternator	469
				11/86→; →05/87; ☺ OM422.957; 30A	8EL 725 858-001 Alternator	469
2233,2233 L	243 kW		08/73→09/96	11/80→; →10/86; ☺ OM422.957; 27A	8EL 725 626-001 Alternator	467
				11/80→; →10/86; ☺ OM422.958; 27A	8EL 725 626-001 Alternator	467
				11/80→; →10/86; ☺ OM422.952; 27A	8EL 725 626-001 Alternator	467
				11/80→; →10/86; ☺ OM422.954; 27A	8EL 725 626-001 Alternator	467

Manufacturer - Model	Power	Displ.	Year of Constr.	Remark	Part Number	Page
MERCEDES-BENZ - NG					08/73→09/96	
2233,2233 L	243 kW		08/73→09/96	11/86→; -05/87; ⚡ OM422.954; 55A	8EL 725 736-001 Alternator	468
				11/86→; -05/87; ⚡ OM422.952; 55A	8EL 725 736-001 Alternator	468
				11/86→; -05/87; ⚡ OM422.957; 55A	8EL 725 736-001 Alternator	468
				11/86→; -05/87; ⚡ OM422.958; 55A	8EL 725 736-001 Alternator	468
				11/86→; -05/87; ⚡ OM422.958; 30A	8EL 725 858-001 Alternator	469
				11/86→; -05/87; ⚡ OM422.952; 30A	8EL 725 858-001 Alternator	469
				11/86→; -05/87; ⚡ OM422.957; 30A	8EL 725 858-001 Alternator	469
				11/86→; -05/87; ⚡ OM422.954; 30A	8EL 725 858-001 Alternator	469
2233 S	243 kW		11/80→05/87	11/80→; -05/85; ⚡ OM422.958; 27A	8EL 725 626-001 Alternator	467
				11/80→; -05/85; ⚡ OM422.957; 27A	8EL 725 626-001 Alternator	467
				06/85→; -05/87; ⚡ OM422.957; 35A	8EL 731 715-001 Alternator	472
				06/85→; -05/87; ⚡ OM422.958; 35A	8EL 731 715-001 Alternator	472
2235,2235 L	260 kW		08/73→09/96	03/86→; -10/86; ⚡ OM442.950; 27A	8EL 725 626-001 Alternator	467
				11/83→; -07/89; ⚡ OM442.950; 55A	8EL 725 736-001 Alternator	468
				11/86→; -07/89; ⚡ OM442.950; 30A	8EL 725 858-001 Alternator	469
				10/88→; -07/89; ⚡ OM442.950; 80A	8EL 732 707-001 Alternator	472
2235 K 2235 S, 2235 LS	260 kW		03/86→07/89 08/73→09/96	03/86→; -10/86; ⚡ OM442.950; 27A	8EL 725 626-001 Alternator	467
				11/86→; -07/89; ⚡ OM442.950; 55A	8EL 725 736-001 Alternator	468
	260 kW			11/86→; -07/89; ⚡ OM442.950; 30A	8EL 725 858-001 Alternator	469
				10/88→; -07/89; ⚡ OM442.950; 80A	8EL 732 707-001 Alternator	472
2236	261 kW		09/82→03/91	09/82→; -10/86; ⚡ OM423.908; 27A	8EL 725 626-001 Alternator	467
				09/82→; -10/86; ⚡ OM423.905; 27A	8EL 725 626-001 Alternator	467
				11/86→; -03/91; ⚡ OM423.908; 55A	8EL 725 736-001 Alternator	468
				11/86→; -03/91; ⚡ OM423.905; 55A	8EL 725 736-001 Alternator	468
				11/86→; -03/91; ⚡ OM423.905; 30A	8EL 725 858-001 Alternator	469
				11/86→; -03/91; ⚡ OM423.908; 30A	8EL 725 858-001 Alternator	469
2236 S	261 kW		12/84→03/91	12/84→; -10/86; ⚡ OM423.908; 27A	8EL 725 626-001 Alternator	467
				12/84→; -10/86; ⚡ OM423.905; 27A	8EL 725 626-001 Alternator	467
				11/86→; -03/91; ⚡ OM423.908; 55A	8EL 725 736-001 Alternator	468
				11/86→; -03/91; ⚡ OM423.905; 55A	8EL 725 736-001 Alternator	468
				11/86→; -03/91; ⚡ OM423.905; 30A	8EL 725 858-001 Alternator	469
				11/86→; -03/91; ⚡ OM423.908; 30A	8EL 725 858-001 Alternator	469
2238,2238 L 2238 S	276 kW		08/73→09/96 01/81→12/86	01/81→; -10/86; ⚡ OM422.955; 27A	8EL 725 626-001 Alternator	467
				01/81→; -10/86; ⚡ OM422.953; 27A	8EL 725 626-001 Alternator	467
	276 kW			01/81→; -10/86; ⚡ OM422.959; 27A	8EL 725 626-001 Alternator	467
				11/86→; -12/86; ⚡ OM422.959; 55A	8EL 725 736-001 Alternator	468
				11/86→; -12/86; ⚡ OM422.955; 55A	8EL 725 736-001 Alternator	468

Manufacturer - Model	Power	Displ.	Year of Constr.	Remark	Part Number	Page
MERCEDES-BENZ - NG					08/73→09/96	
2238,2238 L 2238 S	276 kW 276 kW		08/73→09/96 01/81→12/86	11/86→; -12/86; ☉ OM422.953; 55A	8EL 725 736-001 Alternator	468
				11/86→; -12/86; ☉ OM422.955; 30A	8EL 725 858-001 Alternator	469
				11/86→; -12/86; ☉ OM422.953; 30A	8EL 725 858-001 Alternator	469
				11/86→; -12/86; ☉ OM422.959; 30A	8EL 725 858-001 Alternator	469
2244,2244 L 2244 S	320 kW 320 kW		08/73→09/96 10/85→07/89	10/85→; -10/86; ☉ OM442.951; 27A	8EL 725 626-001 Alternator	467
				11/86→; -07/89; ☉ OM442.951; 55A	8EL 725 736-001 Alternator	468
				11/86→; -07/89; ☉ OM442.951; 30A	8EL 725 858-001 Alternator	469
				10/88→; -07/89; ☉ OM442.951; 80A	8EL 732 707-001 Alternator	472
2422	160 - 165 kW		08/73→09/96	☉ OM441.919; 55A	8EL 725 736-001 Alternator	468
				☉ OM441.917; 55A	8EL 725 736-001 Alternator	468
				☉ OM441.905; 55A	8EL 725 736-001 Alternator	468
				☉ OM441.914; 30A	8EL 725 858-001 Alternator	469
				☉ OM441.905; 35A	8EL 731 715-001 Alternator	472
				☉ OM441.919; 35A	8EL 731 715-001 Alternator	472
				☉ OM441.917; 35A	8EL 731 715-001 Alternator	472
				☉ OM441.914; 35A	8EL 731 715-001 Alternator	472
				☉ OM441.905; 80A	8EL 732 707-001 Alternator	472
				☉ OM441.919; 80A	8EL 732 707-001 Alternator	472
2422 K	159 kW		10/81→03/91	☉ OM421.905; 27A	8EL 725 626-001 Alternator	467
				☉ OM421.905; 30A	8EL 725 858-001 Alternator	469
				☉ OM421.905; 35A	8EL 731 715-001 Alternator	472
2428	206 kW		08/73→09/96	☉ OM422.913; 55A	8EL 725 736-001 Alternator	468
				☉ OM422.911; 55A	8EL 725 736-001 Alternator	468
				☉ OM422.905; 55A	8EL 725 736-001 Alternator	468
				☉ OM422.916; 55A	8EL 725 736-001 Alternator	468
				☉ OM422.913; 30A	8EL 725 858-001 Alternator	469
				☉ OM422.905; 35A	8EL 731 715-001 Alternator	472
				☉ OM422.916; 35A	8EL 731 715-001 Alternator	472
				☉ OM422.913; 35A	8EL 731 715-001 Alternator	472
				☉ OM422.911; 35A	8EL 731 715-001 Alternator	472
				☉ OM422.916; 80A	8EL 732 707-001 Alternator	472
				☉ OM422.911; 80A	8EL 732 707-001 Alternator	472
				☉ OM422.905; 80A	8EL 732 707-001 Alternator	472
2433	243 kW		10/80→09/96	12/82→; -05/85; ☉ OM422.954; 27A	8EL 725 626-001 Alternator	467
				12/82→; -05/85; ☉ OM422.957; 27A	8EL 725 626-001 Alternator	467
				11/86→; -11/91; ☉ OM422.954; 55A	8EL 725 736-001 Alternator	468

Manufacturer - Model	Power	Displ.	Year of Constr.	Remark	Part Number	Page
MERCEDES-BENZ - NG					08/73→09/96	
2433	243 kW		10/80→09/96	11/86→; →11/91; ☹ OM422.957; 55A	8EL 725 736-001 Alternator	468
				06/85→; →11/91; ☹ OM422.954; 35A	8EL 731 715-001 Alternator	472
				06/85→; →11/91; ☹ OM422.957; 35A	8EL 731 715-001 Alternator	472
				10/88→; →11/91; ☹ OM422.957; 80A	8EL 732 707-001 Alternator	472
				10/88→; →11/91; ☹ OM422.954; 80A	8EL 732 707-001 Alternator	472
2433	243 kW		11/80→03/91	☹ OM422.957; 80A	8EL 732 707-001 Alternator	472
				☹ OM422.954; 80A	8EL 732 707-001 Alternator	472
2438	276 kW		08/73→09/96	01/81→; →05/85; ☹ OM422.955; 27A	8EL 725 626-001 Alternator	467
2638	276 kW		01/81→12/86			
3038	276 kW		01/81→12/86	01/81→; →05/85; ☹ OM422.953; 27A	8EL 725 626-001 Alternator	467
				01/81→; →05/85; ☹ OM422.959; 27A	8EL 725 626-001 Alternator	467
				11/86→; →12/86; ☹ OM422.959; 55A	8EL 725 736-001 Alternator	468
				11/86→; →12/86; ☹ OM422.955; 55A	8EL 725 736-001 Alternator	468
				11/86→; →12/86; ☹ OM422.953; 55A	8EL 725 736-001 Alternator	468
				06/85→; →12/86; ☹ OM422.955; 35A	8EL 731 715-001 Alternator	472
				06/85→; →12/86; ☹ OM422.953; 35A	8EL 731 715-001 Alternator	472
				06/85→; →12/86; ☹ OM422.959; 35A	8EL 731 715-001 Alternator	472
2438 L	269 - 276 kW		11/80→06/90	☹ OM422.959; 27A	8EL 725 626-001 Alternator	467
				☹ OM422.955; 27A	8EL 725 626-001 Alternator	467
				☹ OM422.955; 55A	8EL 725 736-001 Alternator	468
				☹ OM422.959; 55A	8EL 725 736-001 Alternator	468
				☹ OM422.959; 35A	8EL 731 715-001 Alternator	472
				☹ OM422.955; 35A	8EL 731 715-001 Alternator	472
2444 LS	320 kW		08/73→09/96	10/85→; →10/86; ☹ OM442.953; 27A	8EL 725 626-001 Alternator	467
				10/85→; →10/86; ☹ OM442.951; 27A	8EL 725 626-001 Alternator	467
				10/85→; →10/86; ☹ OM442.980; 27A	8EL 725 626-001 Alternator	467
				11/86→; →09/96; ☹ OM442.980; 55A	8EL 725 736-001 Alternator	468
				11/86→; →09/96; ☹ OM442.953; 55A	8EL 725 736-001 Alternator	468
				11/86→; →09/96; ☹ OM442.951; 55A	8EL 725 736-001 Alternator	468
				☹ OM442.951; 55A	8EL 725 736-001 Alternator	468
				☹ OM442.980; 55A	8EL 725 736-001 Alternator	468
				☹ OM442.953; 55A	8EL 725 736-001 Alternator	468
				11/86→; →02/91; ☹ OM442.980; 30A	8EL 725 858-001 Alternator	469
				11/86→; →02/91; ☹ OM442.953; 30A	8EL 725 858-001 Alternator	469
				11/86→; →02/91; ☹ OM442.951; 30A	8EL 725 858-001 Alternator	469
				03/91→; →09/96; ☹ OM442.953; 35A	8EL 731 715-001 Alternator	472
				☹ OM442.953; 35A	8EL 731 715-001 Alternator	472
				☹ OM442.980; 35A	8EL 731 715-001 Alternator	472

Manufacturer - Model	Power	Displ.	Year of Constr.	Remark	Part Number	Page
MERCEDES-BENZ - NG					08/73→09/96	
2444 LS	320 kW		08/73→09/96	☺ OM442.951; 35A	8EL 731 715-001 Alternator	472
				☺ 03/91→; →09/96; ☺ OM442.980; 35A	8EL 731 715-001 Alternator	472
				☺ 03/91→; →09/96; ☺ OM442.951; 35A	8EL 731 715-001 Alternator	472
				☺ 10/88→; →09/96; ☺ OM442.980; 80A	8EL 732 707-001 Alternator	472
				☺ 10/88→; →09/96; ☺ OM442.951; 80A	8EL 732 707-001 Alternator	472
				☺ 10/88→; →09/96; ☺ OM442.953; 80A	8EL 732 707-001 Alternator	472
				☺ OM442.980; 80A	8EL 732 707-001 Alternator	472
				☺ OM442.951; 80A	8EL 732 707-001 Alternator	472
				☺ OM442.953; 80A	8EL 732 707-001 Alternator	472
2528 A	206 kW		01/80→03/91	☺ OM422.911; 55A	8EL 725 736-001 Alternator	468
				☺ OM422.916; 55A	8EL 725 736-001 Alternator	468
				☺ OM422.907; 55A	8EL 725 736-001 Alternator	468
				☺ OM422.907; 35A	8EL 731 715-001 Alternator	472
				☺ OM422.916; 35A	8EL 731 715-001 Alternator	472
				☺ OM422.911; 35A	8EL 731 715-001 Alternator	472
				☺ OM422.916; 80A	8EL 732 707-001 Alternator	472
				☺ OM422.911; 80A	8EL 732 707-001 Alternator	472
				☺ OM422.907; 80A	8EL 732 707-001 Alternator	472
2528 AK	206 kW		01/80→03/91	☺ OM422.913; 55A	8EL 725 736-001 Alternator	468
				☺ OM422.911; 55A	8EL 725 736-001 Alternator	468
				☺ OM422.907; 55A	8EL 725 736-001 Alternator	468
				☺ OM422.916; 55A	8EL 725 736-001 Alternator	468
				☺ OM422.916; 35A	8EL 731 715-001 Alternator	472
				☺ OM422.907; 35A	8EL 731 715-001 Alternator	472
				☺ OM422.913; 35A	8EL 731 715-001 Alternator	472
				☺ OM422.911; 35A	8EL 731 715-001 Alternator	472
				☺ OM422.913; 80A	8EL 732 707-001 Alternator	472
				☺ OM422.916; 80A	8EL 732 707-001 Alternator	472
				☺ OM422.907; 80A	8EL 732 707-001 Alternator	472
				☺ OM422.911; 80A	8EL 732 707-001 Alternator	472
				2536 AK	260 kW	
☺ OM442.952; 27A	8EL 725 626-001 Alternator	467				
☺ OM442.950; 27A	8EL 725 626-001 Alternator	467				
☺ OM442.962; 30A	8EL 725 858-001 Alternator	469				
☺ OM442.952; 30A	8EL 725 858-001 Alternator	469				
☺ OM442.950; 30A	8EL 725 858-001 Alternator	469				
☺ OM442.952; 35A	8EL 731 715-001 Alternator	472				

Manufacturer - Model	Power	Displ.	Year of Constr.	Remark	Part Number	Page
MERCEDES-BENZ - NG					08/73→09/96	
2536 AK	260 kW		10/81→03/91	☞ OM442.950; 35A	8EL 731 715-001 Alternator	472
				☞ OM442.962; 35A	8EL 731 715-001 Alternator	472
2536 AK	261 kW		10/81→03/91	☞ OM423.907; 55A	8EL 725 736-001 Alternator	468
				☞ OM423.905; 55A	8EL 725 736-001 Alternator	468
				☞ OM423.905; 35A	8EL 731 715-001 Alternator	472
				☞ OM423.907; 35A	8EL 731 715-001 Alternator	472
				☞ OM423.907; 80A	8EL 732 707-001 Alternator	472
				☞ OM423.905; 80A	8EL 732 707-001 Alternator	472
2626	188 kW		06/75→03/81	11/79→; -03/81; ☞ OM402.906; 27A	8EL 725 626-001 Alternator	467
2626 A	188 kW		06/75→03/81			
2626 AS	188 kW		06/75→03/81	11/79→; -03/81; ☞ OM402.916; 27A	8EL 725 626-001 Alternator	467
2626 S	188 kW		06/75→03/81			
2626 AB 2626 B	188 kW 188 kW		05/74→12/80 05/74→12/80	11/79→; -12/80; ☞ OM402.906; 27A	8EL 725 626-001 Alternator	467
				11/79→; -12/80; ☞ OM402.912; 27A	8EL 725 626-001 Alternator	467
				11/79→; -12/80; ☞ OM402.926; 27A	8EL 725 626-001 Alternator	467
2626 AK	188 kW		08/73→12/81	11/79→; -12/81; ☞ OM402.912; 27A	8EL 725 626-001 Alternator	467
				11/79→; -12/81; ☞ OM402.906; 27A	8EL 725 626-001 Alternator	467
2626 K	188 kW		08/73→03/81	11/79→; -03/81; ☞ OM402.912; 27A	8EL 725 626-001 Alternator	467
				11/79→; -03/81; ☞ OM402.906; 27A	8EL 725 626-001 Alternator	467
2628 2628 K 2628 S	206 kW 206 kW 206 kW		02/80→03/91 02/80→03/91 02/80→03/91	02/80→; -10/86; ☞ OM422.905; 27A	8EL 725 626-001 Alternator	467
				02/80→; -10/86; ☞ OM422.911; 27A	8EL 725 626-001 Alternator	467
				11/86→; -03/91; ☞ OM422.911; 55A	8EL 725 736-001 Alternator	468
				11/86→; -03/91; ☞ OM422.905; 55A	8EL 725 736-001 Alternator	468
				11/86→; -03/91; ☞ OM422.911; 30A	8EL 725 858-001 Alternator	469
				11/86→; -03/91; ☞ OM422.905; 30A	8EL 725 858-001 Alternator	469
2628 A 2628 AS	206 kW 206 kW		02/80→03/91 02/80→03/91	02/80→; -10/86; ☞ OM422.907; 27A	8EL 725 626-001 Alternator	467
				02/80→; -10/86; ☞ OM422.913; 27A	8EL 725 626-001 Alternator	467
				11/86→; -03/91; ☞ OM422.913; 55A	8EL 725 736-001 Alternator	468
				11/86→; -03/91; ☞ OM422.907; 55A	8EL 725 736-001 Alternator	468
				11/86→; -03/91; ☞ OM422.913; 30A	8EL 725 858-001 Alternator	469
				11/86→; -03/91; ☞ OM422.907; 30A	8EL 725 858-001 Alternator	469
2628 A	331 kW		01/90→03/91	☞ OM443.940; 55A	8EL 725 736-001 Alternator	468
				☞ OM443.940; 30A	8EL 725 858-001 Alternator	469
2628 AK	206 kW		02/80→03/91	02/80→; -10/86; ☞ OM422.913; 27A	8EL 725 626-001 Alternator	467
				11/86→; -03/91; ☞ OM422.913; 55A	8EL 725 736-001 Alternator	468
				11/86→; -03/91; ☞ OM422.913; 30A	8EL 725 858-001 Alternator	469

Manufacturer - Model	Power	Displ.	Year of Constr.	Remark	Part Number	Page
MERCEDES-BENZ - NG						08/73→09/96
2628 B	206 kW		02/80→08/89	02/80→; →10/86; ⚡ OM422.911; 27A	8EL 725 626-001 Alternator	467
				02/80→; →10/86; ⚡ OM422.905; 27A	8EL 725 626-001 Alternator	467
				11/86→; →08/89; ⚡ OM422.905; 55A	8EL 725 736-001 Alternator	468
				11/86→; →08/89; ⚡ OM422.911; 55A	8EL 725 736-001 Alternator	468
				11/86→; →08/89; ⚡ OM422.911; 30A	8EL 725 858-001 Alternator	469
				11/86→; →08/89; ⚡ OM422.905; 30A	8EL 725 858-001 Alternator	469
2632	235 - 236 kW		05/74→09/83	03/79→; →06/82; ⚡ OM403.916; 27A	8EL 725 626-001 Alternator	467
				03/78→; →06/82; ⚡ OM403.932; 27A	8EL 725 626-001 Alternator	467
2632 A	235 - 236 kW		05/74→09/83	11/79→; →09/83; ⚡ OM403.932; 27A	8EL 725 626-001 Alternator	467
				11/79→; →09/83; ⚡ OM403.916; 27A	8EL 725 626-001 Alternator	467
2632 AK	235 - 236 kW		08/73→09/83	11/79→; →09/83; ⚡ OM403.931; 27A	8EL 725 626-001 Alternator	467
				11/79→; →09/83; ⚡ OM403.935; 27A	8EL 725 626-001 Alternator	467
				11/79→; →09/83; ⚡ OM403.916; 27A	8EL 725 626-001 Alternator	467
2632 K	235 - 236 kW		08/73→09/83	03/78→; →06/82; ⚡ OM403.916; 27A	8EL 725 626-001 Alternator	467
				03/78→; →06/82; ⚡ OM403.931; 27A	8EL 725 626-001 Alternator	467
				03/78→; →06/82; ⚡ OM403.935; 27A	8EL 725 626-001 Alternator	467
2632 S	235 - 236 kW		05/74→09/83	03/78→; →06/82; ⚡ OM403.916; 27A	8EL 725 626-001 Alternator	467
				03/78→; →06/82; ⚡ OM403.931; 27A	8EL 725 626-001 Alternator	467
				03/78→; →06/82; ⚡ OM403.932; 27A	8EL 725 626-001 Alternator	467
2633	243 kW		05/82→05/87	05/82→; →10/86; ⚡ OM422.952; 27A	8EL 725 626-001 Alternator	467
				05/82→; →10/86; ⚡ OM422.954; 27A	8EL 725 626-001 Alternator	467
				11/86→; →05/87; ⚡ OM422.954; 55A	8EL 725 736-001 Alternator	468
				11/86→; →05/87; ⚡ OM422.952; 55A	8EL 725 736-001 Alternator	468
				11/86→; →05/87; ⚡ OM422.954; 30A	8EL 725 858-001 Alternator	469
				11/86→; →05/87; ⚡ OM422.952; 30A	8EL 725 858-001 Alternator	469
2633 S	243 kW		05/82→05/87	05/82→; →10/86; ⚡ OM422.952; 27A	8EL 725 626-001 Alternator	467
				⚡ OM422.956; 27A	8EL 725 626-001 Alternator	467
				05/82→; →10/86; ⚡ OM422.954; 27A	8EL 725 626-001 Alternator	467
				11/86→; →05/87; ⚡ OM422.956; 55A	8EL 725 736-001 Alternator	468
				11/86→; →05/87; ⚡ OM422.954; 55A	8EL 725 736-001 Alternator	468
				11/86→; →05/87; ⚡ OM422.952; 55A	8EL 725 736-001 Alternator	468
				11/86→; →05/87; ⚡ OM422.956; 30A	8EL 725 858-001 Alternator	469
				11/86→; →05/87; ⚡ OM422.954; 30A	8EL 725 858-001 Alternator	469
				11/86→; →05/87; ⚡ OM422.952; 30A	8EL 725 858-001 Alternator	469

Manufacturer - Model	Power	Displ.	Year of Constr.	Remark	Part Number	Page
MERCEDES-BENZ - NG					08/73→09/96	
2635	260 kW		04/86→03/91	04/86→; →10/86; ⚡ OM442.952; 27A	8EL 725 626-001 Alternator	467
2635 S	260 kW		04/86→03/91	04/86→; →10/86; ⚡ OM442.950; 27A	8EL 725 626-001 Alternator	467
				11/86→; →03/91; ⚡ OM442.950; 55A	8EL 725 736-001 Alternator	468
				11/86→; →03/91; ⚡ OM442.952; 55A	8EL 725 736-001 Alternator	468
				11/86→; →03/91; ⚡ OM442.952; 30A	8EL 725 858-001 Alternator	469
				11/86→; →03/91; ⚡ OM442.950; 30A	8EL 725 858-001 Alternator	469
2635 A	269 kW		09/87→03/91	⚡ OM442.962; 35A	8EL 731 715-001 Alternator	472
2635 AK	269 kW		09/87→03/91			
2635 AS	269 kW		09/87→03/91	10/88→; →03/91; ⚡ OM442.962; 80A	8EL 732 707-001 Alternator	472
2636	261 kW		11/81→03/91	11/81→; →10/86; ⚡ OM423.905; 27A	8EL 725 626-001 Alternator	467
2636 K	261 kW		11/81→03/91			
2636 S	261 kW		11/81→03/91	11/86→; →03/91; ⚡ OM423.905; 55A	8EL 725 736-001 Alternator	468
				11/86→; →03/91; ⚡ OM423.905; 30A	8EL 725 858-001 Alternator	469
2636 A	261 kW		11/81→03/91	11/81→; →10/86; ⚡ OM443.940; 27A	8EL 725 626-001 Alternator	467
				11/81→; →10/86; ⚡ OM423.907; 27A	8EL 725 626-001 Alternator	467
				11/86→; →03/91; ⚡ OM423.907; 55A	8EL 725 736-001 Alternator	468
				11/86→; →03/91; ⚡ OM443.940; 55A	8EL 725 736-001 Alternator	468
				11/86→; →03/91; ⚡ OM443.940; 30A	8EL 725 858-001 Alternator	469
				11/86→; →03/91; ⚡ OM423.907; 30A	8EL 725 858-001 Alternator	469
2636 AK	261 kW		11/81→03/91	11/81→; →10/86; ⚡ OM423.907; 27A	8EL 725 626-001 Alternator	467
2636 AS	261 kW		11/81→03/91	11/86→; →03/91; ⚡ OM423.907; 55A	8EL 725 736-001 Alternator	468
				11/86→; →03/91; ⚡ OM423.907; 30A	8EL 725 858-001 Alternator	469
2638 S	276 kW		01/81→12/86	01/81→; →10/86; ⚡ OM422.955; 27A	8EL 725 626-001 Alternator	467
				01/81→; →10/86; ⚡ OM422.953; 27A	8EL 725 626-001 Alternator	467
				11/86→; →12/86; ⚡ OM422.953; 30A	8EL 725 858-001 Alternator	469
				11/86→; →12/86; ⚡ OM422.955; 30A	8EL 725 858-001 Alternator	469
2644	320 kW		08/73→09/96	11/86→; →02/90; ⚡ OM442.953; 55A	8EL 725 736-001 Alternator	468
				11/86→; →02/90; ⚡ OM442.951; 55A	8EL 725 736-001 Alternator	468
				11/86→; →02/90; ⚡ OM442.980; 55A	8EL 725 736-001 Alternator	468
				10/85→; →02/90; ⚡ OM442.953; 35A	8EL 731 715-001 Alternator	472
				10/85→; →02/90; ⚡ OM442.951; 35A	8EL 731 715-001 Alternator	472
				10/85→; →02/90; ⚡ OM442.980; 35A	8EL 731 715-001 Alternator	472
				10/88→; →02/90; ⚡ OM442.953; 80A	8EL 732 707-001 Alternator	472
				10/85→; →02/90; ⚡ OM442.951; 80A	8EL 732 707-001 Alternator	472
				10/88→; →02/90; ⚡ OM442.980; 80A	8EL 732 707-001 Alternator	472
2644 S	320 kW		10/85→02/90	10/85→; →10/86; ⚡ OM442.980; 27A	8EL 725 626-001 Alternator	467
				10/85→; →10/86; ⚡ OM442.953; 27A	8EL 725 626-001 Alternator	467
				10/86→; →02/90; ⚡ OM442.953; 55A	8EL 725 736-001 Alternator	468
				11/86→; →02/90; ⚡ OM442.980; 55A	8EL 725 736-001 Alternator	468

Manufacturer - Model	Power	Displ.	Year of Constr.	Remark	Part Number	Page
MERCEDES-BENZ - NG						08/73→09/96
2644 S	320 kW		10/85→02/90	10/86→; -02/90; ☉ OM442.953; 30A	8EL 725 858-001 Alternator	469
				11/86→; -02/90; ☉ OM442.980; 30A	8EL 725 858-001 Alternator	469
				10/88→; -02/90; ☉ OM442.980; 80A	8EL 732 707-001 Alternator	472
				10/88→; -02/90; ☉ OM442.953; 80A	8EL 732 707-001 Alternator	472
3025 B	184 kW		08/83→03/91	☉ OM422.909; 27A	8EL 725 626-001 Alternator	467
				☉ OM422.912; 27A	8EL 725 626-001 Alternator	467
				☉ OM422.912; 30A	8EL 725 858-001 Alternator	469
				☉ OM422.909; 30A	8EL 725 858-001 Alternator	469
				☉ OM422.909; 35A	8EL 731 715-001 Alternator	472
				☉ OM422.912; 35A	8EL 731 715-001 Alternator	472
3025 B	184 - 206 kW		12/85→07/87	12/85→; -10/86; ☉ OM422.919; 27A	8EL 725 626-001 Alternator	467
				12/85→; -10/86; ☉ OM422.920; 27A	8EL 725 626-001 Alternator	467
				11/86→; -07/87; ☉ OM422.919; 55A	8EL 725 736-001 Alternator	468
				11/86→; -07/87; ☉ OM422.920; 55A	8EL 725 736-001 Alternator	468
				11/86→; -07/87; ☉ OM422.920; 30A	8EL 725 858-001 Alternator	469
				11/86→; -07/87; ☉ OM422.919; 30A	8EL 725 858-001 Alternator	469
3025 K	184 kW		04/85→03/91	-10/86; ☉ OM422.909; 27A	8EL 725 626-001 Alternator	467
				☉ OM422.909; 55A	8EL 725 736-001 Alternator	468
				☉ OM422.909; 30A	8EL 725 858-001 Alternator	469
				☉ OM422.909; 80A	8EL 732 707-001 Alternator	472
3025 K	184 kW		12/85→07/87	11/86→; -07/87; ☉ OM442.920; 55A	8EL 725 736-001 Alternator	468
				11/86→; -07/87; ☉ OM442.920; 35A	8EL 731 715-001 Alternator	472
				12/85→; -10/86; ☉ OM442.920; 35A	8EL 731 715-001 Alternator	472
3028	206 kW		02/80→03/91	02/80→; -05/85; ☉ OM422.911; 27A	8EL 725 626-001 Alternator	467
				02/80→; -05/85; ☉ OM422.905; 27A	8EL 725 626-001 Alternator	467
				11/86→; -08/89; ☉ OM422.905; 55A	8EL 725 736-001 Alternator	468
				11/86→; -08/89; ☉ OM422.911; 55A	8EL 725 736-001 Alternator	468
				06/85→; -08/89; ☉ OM422.911; 35A	8EL 731 715-001 Alternator	472
				06/85→; -08/89; ☉ OM422.905; 35A	8EL 731 715-001 Alternator	472
				10/88→; -08/89; ☉ OM422.905; 80A	8EL 732 707-001 Alternator	472
				10/88→; -08/89; ☉ OM422.911; 80A	8EL 732 707-001 Alternator	472
3028 B	206 kW		12/85→07/87	☉ OM422.919; 35A	8EL 731 715-001 Alternator	472
3028 K	206 kW		12/85→07/87			

Manufacturer - Model	Power	Displ.	Year of Constr.	Remark	Part Number	Page
MERCEDES-BENZ - NG					08/73→09/96	
3033	243 kW		05/82→05/87	12/82→; →05/85; ☺ OM422.957; 27A	8EL 725 626-001 Alternator	467
				12/82→; →05/85; ☺ OM422.954; 27A	8EL 725 626-001 Alternator	467
				11/86→; →05/87; ☺ OM422.954; 55A	8EL 725 736-001 Alternator	468
				11/86→; →05/87; ☺ OM422.957; 55A	8EL 725 736-001 Alternator	468
				06/85→; →05/87; ☺ OM422.957; 35A	8EL 731 715-001 Alternator	472
				06/85→; →05/87; ☺ OM422.954; 35A	8EL 731 715-001 Alternator	472
3036	261 kW		11/81→03/91	07/82→; →05/85; ☺ OM423.908; 27A	8EL 725 626-001 Alternator	467
				07/82→; →05/85; ☺ OM423.905; 27A	8EL 725 626-001 Alternator	467
				11/86→; →08/89; ☺ OM423.905; 55A	8EL 725 736-001 Alternator	468
				11/86→; →08/89; ☺ OM423.908; 55A	8EL 725 736-001 Alternator	468
				06/85→; →08/89; ☺ OM423.908; 35A	8EL 731 715-001 Alternator	472
				11/86→; →08/89; ☺ OM423.905; 35A	8EL 731 715-001 Alternator	472
3228 B 3228 K	206 kW 206 kW		07/87→03/91 07/87→03/91	☺ OM422.919; 55A	8EL 725 736-001 Alternator	468
				☺ OM422.921; 55A	8EL 725 736-001 Alternator	468
				☺ OM422.919; 30A	8EL 725 858-001 Alternator	469
				☺ OM422.921; 30A	8EL 725 858-001 Alternator	469
				10/88→; →03/91; ☺ OM422.921; 80A	8EL 732 707-001 Alternator	472
				10/88→; →03/91; ☺ OM422.919; 80A	8EL 732 707-001 Alternator	472
3235	260 - 269 kW		07/88→08/94	10/88→; →08/94; ☺ OM442.944; 55A	8EL 725 736-001 Alternator	468
				☺ OM442.944; 35A	8EL 731 715-001 Alternator	472
				10/88→; →08/94; ☺ OM442.944; 80A	8EL 732 707-001 Alternator	472
3250 A	368 kW		09/85→08/94	☺ OM423.951; 55A	8EL 725 736-001 Alternator	468
				☺ OM423.908; 55A	8EL 725 736-001 Alternator	468
				10/88→; →08/94; ☺ OM423.908; 80A	8EL 732 707-001 Alternator	472
				10/88→; →08/94; ☺ OM423.951; 80A	8EL 732 707-001 Alternator	472
3250 AF	368 kW		09/85→08/94	☺ OM423.951; 55A	8EL 725 736-001 Alternator	468
				☺ OM423.950; 55A	8EL 725 736-001 Alternator	468
				10/88→; →08/94; ☺ OM423.951; 80A	8EL 732 707-001 Alternator	472
				10/88→; →08/94; ☺ OM423.950; 80A	8EL 732 707-001 Alternator	472
3328	206 kW		02/80→03/91	☺ OM422.911; 55A	8EL 725 736-001 Alternator	468
				☺ OM422.913; 55A	8EL 725 736-001 Alternator	468
				☺ OM422.905; 55A	8EL 725 736-001 Alternator	468
				☺ OM422.913; 30A	8EL 725 858-001 Alternator	469
				☺ OM422.905; 35A	8EL 731 715-001 Alternator	472
				☺ OM422.913; 35A	8EL 731 715-001 Alternator	472
				☺ OM422.911; 35A	8EL 731 715-001 Alternator	472
☺ OM422.911; 80A	8EL 732 707-001 Alternator	472				

Manufacturer - Model	Power	Displ.	Year of Constr.	Remark	Part Number	Page
MERCEDES-BENZ - NG					08/73→09/96	
3328	206 kW		02/80→03/91	☺ OM422.905; 80A	8EL 732 707-001 Alternator	472
3328 B	206 kW		02/80→03/91	☺ OM422.905; 27A	8EL 725 626-001 Alternator	467
				☺ OM422.907; 27A	8EL 725 626-001 Alternator	467
				☺ OM422.916; 27A	8EL 725 626-001 Alternator	467
				☺ OM422.911; 27A	8EL 725 626-001 Alternator	467
				☺ OM422.913; 27A	8EL 725 626-001 Alternator	467
				☺ OM422.905; 55A	8EL 725 736-001 Alternator	468
				☺ OM422.907; 55A	8EL 725 736-001 Alternator	468
				☺ OM422.916; 55A	8EL 725 736-001 Alternator	468
				☺ OM422.911; 55A	8EL 725 736-001 Alternator	468
				☺ OM422.913; 55A	8EL 725 736-001 Alternator	468
				☺ OM422.911; 35A	8EL 731 715-001 Alternator	472
				☺ OM422.913; 35A	8EL 731 715-001 Alternator	472
				☺ OM422.916; 35A	8EL 731 715-001 Alternator	472
				☺ OM422.907; 35A	8EL 731 715-001 Alternator	472
☺ OM422.905; 35A	8EL 731 715-001 Alternator	472				
3328 B	206 kW		07/82→07/87	07/82→; →10/86; ☺ OM422.914; 27A	8EL 725 626-001 Alternator	467
3328 K	206 kW		07/82→07/87	07/82→; →10/86; ☺ OM422.919; 27A	8EL 725 626-001 Alternator	467
				11/86→; →07/87; ☺ OM422.914; 55A	8EL 725 736-001 Alternator	468
				11/86→; →07/87; ☺ OM422.919; 55A	8EL 725 736-001 Alternator	468
				11/86→; →07/87; ☺ OM422.914; 30A	8EL 725 858-001 Alternator	469
				11/86→; →07/87; ☺ OM422.919; 30A	8EL 725 858-001 Alternator	469
3333	243 kW		12/82→11/91	12/82→; →05/85; ☺ OM422.954; 27A	8EL 725 626-001 Alternator	467
3333 B	243 kW		12/82→11/91			
3333 K	243 kW		12/82→11/91	11/86→; →11/91; ☺ OM422.954; 55A	8EL 725 736-001 Alternator	468
				06/85→; →11/91; ☺ OM422.954; 35A	8EL 731 715-001 Alternator	472
				10/88→; →11/91; ☺ OM422.954; 80A	8EL 732 707-001 Alternator	472
3335	260 kW		04/86→03/91	☺ OM442.950; 55A	8EL 725 736-001 Alternator	468
				☺ OM442.950; 35A	8EL 731 715-001 Alternator	472
				☺ OM442.950; 80A	8EL 732 707-001 Alternator	472
3335 A	260 kW		04/86→03/91	☺ OM442.962; 55A	8EL 725 736-001 Alternator	468
				☺ OM442.962; 35A	8EL 731 715-001 Alternator	472
				☺ OM442.962; 80A	8EL 732 707-001 Alternator	472
3336	261 kW		12/82→11/91	12/82→; →10/86; ☺ OM423.905; 27A	8EL 725 626-001 Alternator	467
				11/86→; →11/91; ☺ OM423.905; 55A	8EL 725 736-001 Alternator	468
				11/86→; →02/91; ☺ OM423.905; 30A	8EL 725 858-001 Alternator	469
				03/91→; →11/91; ☺ OM423.905; 35A	8EL 731 715-001 Alternator	472
				10/88→; →11/91; ☺ OM423.905; 80A	8EL 732 707-001 Alternator	472

Manufacturer - Model	Power	Displ.	Year of Constr.	Remark	Part Number	Page
MERCEDES-BENZ - NG					08/73→09/96	
3336 A	260 kW		11/81→03/91	11/81→; -03/85; ⚙️ OM442.950; 27A	8EL 725 626-001 Alternator	467
				⚙️ OM442.952; 27A	8EL 725 626-001 Alternator	467
				⚙️ OM442.952; 55A	8EL 725 736-001 Alternator	468
				⚙️ OM442.950; 55A	8EL 725 736-001 Alternator	468
				⚙️ OM442.950; 30A	8EL 725 858-001 Alternator	469
				⚙️ OM442.952; 30A	8EL 725 858-001 Alternator	469
				⚙️ OM442.952; 35A	8EL 731 715-001 Alternator	472
				⚙️ OM442.950; 35A	8EL 731 715-001 Alternator	472
				⚙️ OM442.952; 80A	8EL 732 707-001 Alternator	472
				⚙️ OM442.950; 80A	8EL 732 707-001 Alternator	472
3336 A	261 kW		11/81→03/91	⚙️ OM423.907; 27A	8EL 725 626-001 Alternator	467
				⚙️ OM423.905; 27A	8EL 725 626-001 Alternator	467
				⚙️ OM423.905; 30A	8EL 725 858-001 Alternator	469
				⚙️ OM423.907; 30A	8EL 725 858-001 Alternator	469
				⚙️ OM423.907; 35A	8EL 731 715-001 Alternator	472
				⚙️ OM423.905; 35A	8EL 731 715-001 Alternator	472
3336 AK	261 kW		09/86→11/91	09/86→; -10/86; ⚙️ OM423.907; 27A	8EL 725 626-001 Alternator	467
				03/91→; -11/91; ⚙️ OM423.907; 55A	8EL 725 736-001 Alternator	468
				11/86→; -02/91; ⚙️ OM423.907; 30A	8EL 725 858-001 Alternator	469
				03/91→; -11/91; ⚙️ OM423.907; 35A	8EL 731 715-001 Alternator	472
				10/88→; -11/91; ⚙️ OM423.907; 80A	8EL 732 707-001 Alternator	472
3336 K	261 kW		12/82→11/91	09/86→; -10/86; ⚙️ OM423.907; 27A	8EL 725 626-001 Alternator	467
				12/82→; -10/86; ⚙️ OM423.905; 27A	8EL 725 626-001 Alternator	467
				⚙️ OM423.907; 55A	8EL 725 736-001 Alternator	468
				11/86→; -11/91; ⚙️ OM423.905; 55A	8EL 725 736-001 Alternator	468
				03/91→; -11/91; ⚙️ OM423.907; 55A	8EL 725 736-001 Alternator	468
				11/86→; -02/91; ⚙️ OM423.905; 30A	8EL 725 858-001 Alternator	469
				11/86→; -02/91; ⚙️ OM423.907; 30A	8EL 725 858-001 Alternator	469
				10/91→; -11/91; ⚙️ OM423.907; 35A	8EL 731 715-001 Alternator	472
				⚙️ OM423.907; 35A	8EL 731 715-001 Alternator	472
				03/91→; -11/91; ⚙️ OM423.905; 35A	8EL 731 715-001 Alternator	472
				⚙️ OM423.907; 80A	8EL 732 707-001 Alternator	472
				09/86→; -11/91; ⚙️ OM423.907; 80A	8EL 732 707-001 Alternator	472
				⚙️ OM423.905; 80A	8EL 732 707-001 Alternator	472

Manufacturer - Model	Power	Displ.	Year of Constr.	Remark	Part Number	Page
MERCEDES-BENZ - NG					08/73→09/96	
3336 S	261 kW		12/82→11/91	12/82→; →10/86; ⚡ OM423.905; 27A	8EL 725 626-001 Alternator	467
				11/86→; →02/91; ⚡ OM423.905; 55A	8EL 725 736-001 Alternator	468
				11/86→; →02/91; ⚡ OM423.905; 30A	8EL 725 858-001 Alternator	469
				03/91→; →11/91; ⚡ OM423.905; 35A	8EL 731 715-001 Alternator	472
				10/88→; →11/91; ⚡ OM423.905; 80A	8EL 732 707-001 Alternator	472
3338	260 kW		01/81→12/86	⚡ OM442.950; 30A	8EL 725 858-001 Alternator	469
				⚡ OM442.950; 35A	8EL 731 715-001 Alternator	472
3528	206 kW		07/82→07/87	⚡ OM422.905; 55A	8EL 725 736-001 Alternator	468
				⚡ OM422.919; 55A	8EL 725 736-001 Alternator	468
				⚡ OM422.905; 35A	8EL 731 715-001 Alternator	472
				⚡ OM422.919; 35A	8EL 731 715-001 Alternator	472
3528 B 3528 K	206 kW		07/87→09/89	⚡ OM422.919; 55A	8EL 725 736-001 Alternator	468
				⚡ OM422.919; 30A	8EL 725 858-001 Alternator	469
	206 kW		07/87→09/89	10/88→; →09/89; ⚡ OM422.919; 80A	8EL 732 707-001 Alternator	472
3528 K	206 kW		07/82→07/87	⚡ OM422.919; 55A	8EL 725 736-001 Alternator	468
				⚡ OM422.919; 35A	8EL 731 715-001 Alternator	472
3535 AK	260 kW		09/87→02/90	⚡ OM442.950; 55A	8EL 725 736-001 Alternator	468
				⚡ OM442.952; 55A	8EL 725 736-001 Alternator	468
				⚡ OM442.952; 30A	8EL 725 858-001 Alternator	469
				⚡ OM442.950; 30A	8EL 725 858-001 Alternator	469
				10/88→; →02/90; ⚡ OM442.950; 80A	8EL 732 707-001 Alternator	472
				10/88→; →02/90; ⚡ OM442.952; 80A	8EL 732 707-001 Alternator	472
3535 K	260 - 269 kW		09/87→01/89	⚡ OM442.959; 55A	8EL 725 736-001 Alternator	468
				⚡ OM442.950; 55A	8EL 725 736-001 Alternator	468
				⚡ OM442.950; 30A	8EL 725 858-001 Alternator	469
				⚡ OM442.959; 30A	8EL 725 858-001 Alternator	469
				10/88→; →01/89; ⚡ OM442.959; 80A	8EL 732 707-001 Alternator	472
				10/88→; →01/89; ⚡ OM442.950; 80A	8EL 732 707-001 Alternator	472
3544	320 kW		08/73→09/96	09/87→; →03/92; ⚡ OM442.980; 55A	8EL 725 736-001 Alternator	468
				09/87→; →03/92; ⚡ OM442.953; 55A	8EL 725 736-001 Alternator	468
				09/87→; →03/92; ⚡ OM442.951; 55A	8EL 725 736-001 Alternator	468
				09/87→; →03/92; ⚡ OM442.980; 35A	8EL 731 715-001 Alternator	472
				09/87→; →03/92; ⚡ OM442.951; 35A	8EL 731 715-001 Alternator	472
				09/87→; →03/92; ⚡ OM442.953; 35A	8EL 731 715-001 Alternator	472
				10/88→; →03/92; ⚡ OM442.980; 80A	8EL 732 707-001 Alternator	472
				10/88→; →03/92; ⚡ OM442.951; 80A	8EL 732 707-001 Alternator	472
				10/88→; →03/92; ⚡ OM442.953; 80A	8EL 732 707-001 Alternator	472

Manufacturer - Model	Power	Displ.	Year of Constr.	Remark	Part Number	Page
MERCEDES-BENZ - NG						08/73→09/96
3544 S	320 kW		08/73→09/96	☞ OM442.980; 80A	8EL 732 707-001 Alternator	472
				☞ OM442.951; 80A	8EL 732 707-001 Alternator	472
3836 AK	261 kW		11/81→03/91	☞ OM423.907; 27A	8EL 725 626-001 Alternator	467
				☞ OM423.907; 55A	8EL 725 736-001 Alternator	468
				☞ OM423.907; 30A	8EL 725 858-001 Alternator	469
				☞ OM423.907; 35A	8EL 731 715-001 Alternator	472
				☞ OM423.907; 80A	8EL 732 707-001 Alternator	472
3850 A	368 kW		09/85→08/94	☞ OM423.950; 55A	8EL 725 736-001 Alternator	468
				10/88→; →08/94; ☞ OM423.950; 80A	8EL 732 707-001 Alternator	472
MERCEDES-BENZ - O 100						01/94→
City	72 kW		01/94→	☞ OM602.940; 55A	8EL 012 427-531 Alternator HELLA TiMEFiT	466
				☞ OM602.940; + AC + servo ; 55A	8EL 725 723-001 Alternator	467
				06/96→; ☞ OM602.940; 90A	8EL 732 717-001 Alternator	473
				☞ OM602.940; 55A	8EL 737 021-001 Alternator	473
MERCEDES-BENZ - O 303						10/74→09/92
O 303	141 kW		10/74→06/83	12/78→; →06/83; ☞ OM401.907; 120A	8EL 730 064-001 Alternator	471
				12/78→; →06/83; ☞ OM401.908; 120A	8EL 730 064-001 Alternator	471
				12/78→; →06/83; ☞ OM401.912; 120A	8EL 730 064-001 Alternator	471
O 303	159 - 160 kW		01/80→09/92	01/80→; →12/83; ☞ OM421.908; 120A	8EL 730 064-001 Alternator	471
				01/87→; →04/89; ☞ OM421.908; + AC; 120A	8EL 730 064-001 Alternator	471
				09/87→; →09/92; ☞ OM441.908; 120A	8EL 730 064-001 Alternator	471
				01/87→; →04/89; ☞ OM441.911; 120A	8EL 730 064-001 Alternator	471
				01/87→; →04/89; ☞ OM441.918; 120A	8EL 730 064-001 Alternator	471
				01/87→; →04/89; ☞ OM441.908; + AC; 120A	8EL 730 064-001 Alternator	471
				01/87→; →04/89; ☞ OM441.909; + AC; 120A	8EL 730 064-001 Alternator	471
				01/80→; →12/83; ☞ OM441.909; 120A	8EL 730 064-001 Alternator	471
				01/87→; →04/89; ☞ OM421.908; 120A	8EL 730 064-001 Alternator	471
				09/87→; →09/92; ☞ OM441.909; 120A	8EL 730 064-001 Alternator	471
				01/80→; →12/83; ☞ OM441.908; 120A	8EL 730 064-001 Alternator	471
				01/87→; →04/89; ☞ OM441.909; 140A	8EL 737 364-001 Alternator	474
				01/87→; →04/89; ☞ OM421.908; 140A	8EL 737 364-001 Alternator	474
				01/87→; →04/89; ☞ OM441.908; 140A	8EL 737 364-001 Alternator	474
				08/91→; →09/92; ☞ OM441.909; 140A	8EL 737 364-001 Alternator	474
08/91→; →09/92; ☞ OM441.908; 140A	8EL 737 364-001 Alternator	474				
O 303	159 - 165 kW		01/80→01/89	☞ OM441.911; + AC; 120A	8EL 730 064-001 Alternator	471
				☞ OM441.918; + AC; 120A	8EL 730 064-001 Alternator	471

Manufacturer - Model	Power	Displ.	Year of Constr.	Remark	Part Number	Page
MERCEDES-BENZ - O 303					10/74→09/92	
O 303	159 - 165 kW		01/80→01/89	☺ OM441.908; + AC; 120A	8EL 730 064-001 Alternator	471
				☺ OM441.909; + AC; 120A	8EL 730 064-001 Alternator	471
				☺ OM421.908; + AC; 120A	8EL 730 064-001 Alternator	471
				01/87→; →01/89; ☺ OM441.909; 140A	8EL 737 364-001 Alternator	474
				01/87→; →01/89; ☺ OM441.908; 140A	8EL 737 364-001 Alternator	474
				01/87→; →01/89; ☺ OM421.908; 140A	8EL 737 364-001 Alternator	474
				01/87→; →01/89; ☺ OM441.918; 140A	8EL 737 364-001 Alternator	474
				01/87→; →01/89; ☺ OM441.911; 140A	8EL 737 364-001 Alternator	474
O 303	184 kW		11/85→04/89	01/87→; →04/89; ☺ OM421.951; + AC; 120A	8EL 730 064-001 Alternator	471
				01/87→; →04/89; ☺ OM421.951; 140A	8EL 737 364-001 Alternator	474
O 303	188 kW		03/75→06/83	12/78→; →06/83; ☺ OM402.907; 120A	8EL 730 064-001 Alternator	471
O 303	200 kW		12/87→09/92	☺ OM441.953; + AC; 120A	8EL 730 064-001 Alternator	471
				☺ OM441.950; + AC; 120A	8EL 730 064-001 Alternator	471
				☺ OM441.953; 140A	8EL 737 364-001 Alternator	474
				☺ OM441.950; 140A	8EL 737 364-001 Alternator	474
O 303	206 kW		01/80→09/87	01/80→; →12/83; ☺ OM422.917; 120A	8EL 730 064-001 Alternator	471
				01/80→; →12/83; ☺ OM422.908; 120A	8EL 730 064-001 Alternator	471
				01/87→; →09/87; ☺ OM422.908; + AC; 120A	8EL 730 064-001 Alternator	471
				01/87→; →09/87; ☺ OM422.917; + AC; 120A	8EL 730 064-001 Alternator	471
				☺ OM422.908; + AC; 35A	8EL 731 715-001 Alternator	472
				01/87→; →09/87; ☺ OM422.908; 140A	8EL 737 364-001 Alternator	474
				01/87→; →09/87; ☺ OM422.917; 140A	8EL 737 364-001 Alternator	474
O 303	213 - 218 kW		09/87→09/92	☺ OM442.918; + AC; 120A	8EL 730 064-001 Alternator	471
				☺ OM442.939; + AC; 120A	8EL 730 064-001 Alternator	471
				☺ OM442.919; + AC; 120A	8EL 730 064-001 Alternator	471
				☺ OM442.911; + AC; 120A	8EL 730 064-001 Alternator	471
				☺ OM442.910; + AC; 120A	8EL 730 064-001 Alternator	471
				☺ OM442.910; 140A	8EL 737 364-001 Alternator	474
				☺ OM442.939; 140A	8EL 737 364-001 Alternator	474
				☺ OM442.919; 140A	8EL 737 364-001 Alternator	474
				☺ OM442.918; 140A	8EL 737 364-001 Alternator	474
				☺ OM442.911; 140A	8EL 737 364-001 Alternator	474
O 303	235 kW		07/75→06/83	12/78→; →06/83; ☺ OM403.918; 120A	8EL 730 064-001 Alternator	471

Manufacturer - Model	Power	Displ.	Year of Constr.	Remark	Part Number	Page
MERCEDES-BENZ - O 303						10/74→09/92
O 303	243 kW		08/80→09/87	08/80→; -12/83; ⚡ OM422.963; 120A	8EL 730 064-001 Alternator	471
				01/87→; -09/87; ⚡ OM422.951; + AC; 120A	8EL 730 064-001 Alternator	471
				08/80→; -12/83; ⚡ OM422.951; 120A	8EL 730 064-001 Alternator	471
				01/87→; -09/87; ⚡ OM422.963; + AC; 120A	8EL 730 064-001 Alternator	471
				01/87→; -09/87; ⚡ OM422.951; 140A	8EL 737 364-001 Alternator	474
				01/87→; -09/87; ⚡ OM422.963; 140A	8EL 737 364-001 Alternator	474
O 303	260 - 269 kW		09/87→09/92	⚡ OM442.961; + AC; 120A	8EL 730 064-001 Alternator	471
				⚡ OM442.960; + AC; 120A	8EL 730 064-001 Alternator	471
				⚡ OM442.954; + AC; 120A	8EL 730 064-001 Alternator	471
				⚡ OM442.955; + AC; 120A	8EL 730 064-001 Alternator	471
				⚡ OM442.961; 140A	8EL 737 364-001 Alternator	474
				⚡ OM442.960; 140A	8EL 737 364-001 Alternator	474
				⚡ OM442.954; 140A	8EL 737 364-001 Alternator	474
				⚡ OM442.955; 140A	8EL 737 364-001 Alternator	474
MERCEDES-BENZ - O 305						11/76→05/87
O 305 G	177 kW		02/78→05/87	01/87→; -05/87; ⚡ OM407.919; 120A	8EL 730 064-001 Alternator	471
				12/78→; -12/83; ⚡ OM407.919; 120A	8EL 730 064-001 Alternator	471
O 305 G O 305 ST	206 kW 206 kW		02/79→05/87 02/79→05/87	02/79→; -12/83; ⚡ OM407.955; 120A	8EL 730 064-001 Alternator	471
				01/87→; -05/87; ⚡ OM407.951; 120A	8EL 730 064-001 Alternator	471
				02/79→; -12/83; ⚡ OM407.951; 120A	8EL 730 064-001 Alternator	471
				01/87→; -05/87; ⚡ OM407.955; 120A	8EL 730 064-001 Alternator	471
O 305 ST	147 kW		11/76→05/87	01/87→; -05/87; ⚡ OM407.913; 120A	8EL 730 064-001 Alternator	471
				01/87→; -05/87; ⚡ OM407.914; 120A	8EL 730 064-001 Alternator	471
				12/78→; -01/83; ⚡ OM407.914; 120A	8EL 730 064-001 Alternator	471
				12/78→; -01/83; ⚡ OM407.913; 120A	8EL 730 064-001 Alternator	471
O 305 ST	177 kW		11/76→05/87	01/87→; -05/87; ⚡ OM407.917; 120A	8EL 730 064-001 Alternator	471
				12/78→; -01/83; ⚡ OM407.917; 120A	8EL 730 064-001 Alternator	471
MERCEDES-BENZ - O 307						11/76→07/87
O 307	147 kW		11/76→07/87	01/87→; -07/87; ⚡ OM407.915; 120A	8EL 730 064-001 Alternator	471
				12/78→; -12/83; ⚡ OM407.915; 120A	8EL 730 064-001 Alternator	471
MERCEDES-BENZ - O 309						01/68→02/89
O 309 B	66 kW		01/68→02/89	⚡ M115.952; 35A	8EL 725 935-001 Alternator	470
O 309 B	70 kW		01/68→02/89	⚡ M102.943; 55A	8EL 725 951-001 Alternator	471
O 309 D	48 kW		01/75→12/88	⚡ OM616.910; 35A	8EL 725 935-001 Alternator	470
O 309 D	63 kW		01/70→02/89	08/79→; -08/82; ⚡ OM314.948; 55A	8EL 725 625-001 Alternator	466
				08/79→; -08/82; ⚡ OM314.959; 55A	8EL 725 625-001 Alternator	466
				09/82→; -10/86; ⚡ OM314.959; 27A	8EL 725 626-001 Alternator	467

Manufacturer - Model	Power	Displ.	Year of Constr.	Remark	Part Number	Page
MERCEDES-BENZ - O 309						01/68→02/89
O 309 D	63 kW		01/70→02/89	09/82→; →10/86; ⚡ OM314.948; 27A	8EL 725 626-001 Alternator	467
				11/86→; →02/89; ⚡ OM314.959; 55A	8EL 725 736-001 Alternator	468
				11/86→; ⚡ OM314.948; 30A	8EL 725 858-001 Alternator	469
				11/86→; →02/89; ⚡ OM314.959; 30A	8EL 725 858-001 Alternator	469
O 309 D	96 kW		05/77→02/89	⚡ OM353.969; 55A	8EL 725 625-001 Alternator	466
MERCEDES-BENZ - O 402						02/86→12/91
O 402	100 kW		02/86→12/91	⚡ OM366.917; 140A	8EL 737 364-001 Alternator	474
O 402	125 kW		02/86→12/91	06/86→; →02/01; ⚡ OM366.965; 140A	8EL 737 364-001 Alternator	474
MERCEDES-BENZ - O 403						09/03→
O 403 SHD O 403 SHD	260 kW		09/03→	⚡ OM457.944; 140A	8EL 737 364-001 Alternator	474
	310 kW	09/03→				⚡ OM457.944; 140A
MERCEDES-BENZ - O 404						09/91→10/99
O 404	151 kW		09/91→01/92	⚡ OM441.922; 140A	8EL 737 364-001 Alternator	474
O 404	165 kW		09/91→01/92	⚡ OM441.921; 140A	8EL 737 364-001 Alternator	474
O 404	195 kW		09/91→01/92	⚡ OM442.931; 140A	8EL 737 364-001 Alternator	474
O 404	200 kW		09/91→10/99	⚡ OM401.974; 140A	8EL 737 364-001 Alternator	474
O 404	213 kW		09/91→01/92	⚡ OM442.930; 140A	8EL 737 364-001 Alternator	474
O 404	213 kW		09/91→10/99	⚡ OM401.970; 140A	8EL 737 364-001 Alternator	474
O 404	213 kW		09/94→10/99	01/95→; →10/99; ⚡ OM445.935; 140A	8EL 737 364-001 Alternator	474
O 404	250 kW		09/91→10/99	⚡ OM441.980; 140A	8EL 737 364-001 Alternator	474
				⚡ OM445.934; 140A	8EL 737 364-001 Alternator	474
O 404	280 kW		09/91→10/99	⚡ OM402.970; 140A	8EL 737 364-001 Alternator	474
O 404	280 kW		09/94→10/99	01/95→; →10/99; ⚡ OM446.934; 140A	8EL 737 364-001 Alternator	474
				01/95→; →10/99; ⚡ OM446.938; 140A	8EL 737 364-001 Alternator	474
MERCEDES-BENZ - O 405						12/84→
O 405 G,O 405 GN,O 405 GTD	177 - 184 kW		11/85→	11/85→; →12/97; ⚡ OM447.976; 140A	8EL 737 364-001 Alternator	474
				11/85→; →12/97; ⚡ OM447.959; 140A	8EL 737 364-001 Alternator	474
				11/85→; →02/01; ⚡ OM447.907; 140A	8EL 737 364-001 Alternator	474
				11/85→; →02/01; ⚡ OM427.911; 140A	8EL 737 364-001 Alternator	474
				11/85→; →02/01; ⚡ OM447.955; 140A	8EL 737 364-001 Alternator	474
				11/85→; →12/97; ⚡ OM447.978; 140A	8EL 737 364-001 Alternator	474
O 405 G,O 405 GN,O 405 GTD	220 kW		09/91→	09/91→; →12/97; ⚡ OM447.977; 140A	8EL 737 364-001 Alternator	474
				09/91→; →02/01; ⚡ OM447.980; 140A	8EL 737 364-001 Alternator	474
				09/91→; →12/97; ⚡ OM447.979; 140A	8EL 737 364-001 Alternator	474
				⚡ OM447.998; 140A	8EL 737 364-001 Alternator	474
				09/91→; →12/97; ⚡ OM447.984; 140A	8EL 737 364-001 Alternator	474

Manufacturer - Model	Power	Displ.	Year of Constr.	Remark	Part Number	Page
MERCEDES-BENZ - O 405						12/84→
O 405 G,O 405 GTD	206 kW		01/86→	01/86→; -02/01; ⚡ OM427.950; 140A	8EL 737 364-001 Alternator	474
				01/86→; -02/01; ⚡ OM447.950; 140A	8EL 737 364-001 Alternator	474
O 405 ST	206 kW		11/85→	11/85→; -02/01; ⚡ OM427.950; 140A	8EL 737 364-001 Alternator	474
				11/85→; -02/01; ⚡ OM447.950; 140A	8EL 737 364-001 Alternator	474
				11/85→; -02/01; ⚡ OM447.951; 140A	8EL 737 364-001 Alternator	474
O 405 ST,O 405 N	150 - 157 kW		12/84→	11/86→; -12/97; ⚡ OM447.970; 140A	8EL 737 364-001 Alternator	474
				12/84→; -12/86; ⚡ OM427.905; 140A	8EL 737 364-001 Alternator	474
				11/86→; -02/01; ⚡ OM447.905; 140A	8EL 737 364-001 Alternator	474
				11/86→; -12/97; ⚡ OM447.914; 140A	8EL 737 364-001 Alternator	474
				11/86→; -02/01; ⚡ OM447.911; 140A	8EL 737 364-001 Alternator	474
				11/86→; -02/01; ⚡ OM447.913; 140A	8EL 737 364-001 Alternator	474
				11/86→; -12/97; ⚡ OM447.973; 140A	8EL 737 364-001 Alternator	474
O 405 ST,O 405 N	177 - 184 kW		11/85→	⚡ OM447.908; 140A	8EL 737 364-001 Alternator	474
				11/85→; -12/97; ⚡ OM447.971; 140A	8EL 737 364-001 Alternator	474
				11/85→; -02/01; ⚡ OM447.907; 140A	8EL 737 364-001 Alternator	474
				11/85→; -12/97; ⚡ OM447.957; 140A	8EL 737 364-001 Alternator	474
				11/85→; -02/01; ⚡ OM447.956; 140A	8EL 737 364-001 Alternator	474
				⚡ OM447.974; 140A	8EL 737 364-001 Alternator	474
				11/85→; -02/01; ⚡ OM447.910; 140A	8EL 737 364-001 Alternator	474
				11/85→; -12/86; ⚡ OM427.910; 140A	8EL 737 364-001 Alternator	474
				⚡ OM427.911; 140A	8EL 737 364-001 Alternator	474
O 405 ST,O 405 N	220 kW		11/91→	⚡ OM447.986; 140A	8EL 737 364-001 Alternator	474
				11/91→; -12/97; ⚡ OM447.981; 140A	8EL 737 364-001 Alternator	474
				11/91→; -12/97; ⚡ OM447.972; 140A	8EL 737 364-001 Alternator	474
				11/91→; -12/97; ⚡ OM447.975; 140A	8EL 737 364-001 Alternator	474
MERCEDES-BENZ - O 407						03/87→11/01
O 407	177 - 184 kW		03/87→11/01	03/87→; -02/01; ⚡ OM447.990; 140A	8EL 737 364-001 Alternator	474
				03/87→; -02/01; ⚡ OM447.954; 140A	8EL 737 364-001 Alternator	474
				03/87→; -02/01; ⚡ OM447.906; 140A	8EL 737 364-001 Alternator	474
				03/87→; -02/01; ⚡ OM447.908; 140A	8EL 737 364-001 Alternator	474
O 407	220 kW		11/91→11/01	11/91→; -02/01; ⚡ OM447.991; 140A	8EL 737 364-001 Alternator	474
				11/91→; -02/01; ⚡ OM447.985; 140A	8EL 737 364-001 Alternator	474
MERCEDES-BENZ - O 408						01/91→12/98
O 408	184 kW		01/91→12/98	⚡ OM447.992; 140A	8EL 737 364-001 Alternator	474
				⚡ OM447.958; 140A	8EL 737 364-001 Alternator	474
				⚡ OM447.912; 140A	8EL 737 364-001 Alternator	474

Manufacturer - Model	Power	Displ.	Year of Constr.	Remark	Part Number	Page
MERCEDES-BENZ - O 408						01/91→12/98
O 408	220 kW		08/92→12/98	☺ OM447.993; 140A	8EL 737 364-001 Alternator	474
				☺ OM447.987; 140A	8EL 737 364-001 Alternator	474
MERCEDES-BENZ - SK						07/87→
1728, 1729, 1729 L	210 - 218 kW		07/87→09/96	07/88→; →08/94; ☺ OM442.923; 55A	8EL 725 736-001 Alternator	468
				07/88→; →08/94; ☺ OM442.925; 55A	8EL 725 736-001 Alternator	468
				07/88→; →08/94; ☺ OM442.906; 55A	8EL 725 736-001 Alternator	468
				07/88→; →08/94; ☺ OM442.908; 55A	8EL 725 736-001 Alternator	468
				07/88→; →08/94; ☺ OM442.907; 55A	8EL 725 736-001 Alternator	468
				07/88→; →02/91; ☺ OM442.907; 30A	8EL 725 858-001 Alternator	469
				07/88→; →02/91; ☺ OM442.908; 30A	8EL 725 858-001 Alternator	469
				07/88→; →02/91; ☺ OM442.906; 30A	8EL 725 858-001 Alternator	469
				07/88→; →02/91; ☺ OM442.923; 30A	8EL 725 858-001 Alternator	469
				07/88→; →02/91; ☺ OM442.925; 30A	8EL 725 858-001 Alternator	469
				02/91→; →08/94; ☺ OM442.923; 35A	8EL 731 715-001 Alternator	472
				02/91→; →08/94; ☺ OM442.925; 35A	8EL 731 715-001 Alternator	472
				02/91→; →08/94; ☺ OM442.907; 35A	8EL 731 715-001 Alternator	472
				02/91→; →08/94; ☺ OM442.908; 35A	8EL 731 715-001 Alternator	472
				02/91→; →08/94; ☺ OM442.906; 35A	8EL 731 715-001 Alternator	472
				07/88→; →08/94; ☺ OM442.925; 80A	8EL 732 707-001 Alternator	472
				07/88→; →08/94; ☺ OM442.923; 80A	8EL 732 707-001 Alternator	472
				07/88→; →08/94; ☺ OM442.908; 80A	8EL 732 707-001 Alternator	472
				07/88→; →08/94; ☺ OM442.906; 80A	8EL 732 707-001 Alternator	472
				07/88→; →08/94; ☺ OM442.907; 80A	8EL 732 707-001 Alternator	472
1729 AK	213 kW		07/88→09/93	☺ OM442.907; 55A	8EL 725 736-001 Alternator	468
				☺ OM442.926; 55A	8EL 725 736-001 Alternator	468
				07/88→; →02/91; ☺ OM442.926; 30A	8EL 725 858-001 Alternator	469
				07/88→; →02/91; ☺ OM442.907; 30A	8EL 725 858-001 Alternator	469
				03/91→; →09/93; ☺ OM442.907; 35A	8EL 731 715-001 Alternator	472
				03/91→; →09/93; ☺ OM442.926; 35A	8EL 731 715-001 Alternator	472
				☺ OM442.907; 80A	8EL 732 707-001 Alternator	472
				☺ OM442.926; 80A	8EL 732 707-001 Alternator	472
1729 K	213 - 218 kW		07/88→08/94	☺ OM442.925; 55A	8EL 725 736-001 Alternator	468
				☺ OM442.907; 55A	8EL 725 736-001 Alternator	468
				☺ OM442.908; 55A	8EL 725 736-001 Alternator	468
				07/88→; →02/91; ☺ OM442.906; 30A	8EL 725 858-001 Alternator	469
				07/88→; →02/91; ☺ OM442.925; 30A	8EL 725 858-001 Alternator	469
				07/88→; →02/91; ☺ OM442.907; 30A	8EL 725 858-001 Alternator	469

Manufacturer - Model	Power	Displ.	Year of Constr.	Remark	Part Number	Page				
MERCEDES-BENZ - SK						07/87→				
1729 K	213 - 218 kW		07/88→08/94	03/91→; →08/94; ☼ OM442.925; 35A	8EL 731 715-001 Alternator	472				
				03/91→; →08/94; ☼ OM442.907; 35A	8EL 731 715-001 Alternator	472				
				03/91→; →08/94; ☼ OM442.906; 35A	8EL 731 715-001 Alternator	472				
				☼ OM442.925; 80A	8EL 732 707-001 Alternator	472				
				☼ OM442.906; 80A	8EL 732 707-001 Alternator	472				
				☼ OM442.907; 80A	8EL 732 707-001 Alternator	472				
1729 S,1729 LS	210 - 218 kW		07/87→09/96	07/88→; →08/94; ☼ OM442.923; 55A	8EL 725 736-001 Alternator	468				
				07/88→; →08/94; ☼ OM442.925; 55A	8EL 725 736-001 Alternator	468				
				07/88→; →08/94; ☼ OM442.907; 55A	8EL 725 736-001 Alternator	468				
				07/88→; →08/94; ☼ OM442.906; 55A	8EL 725 736-001 Alternator	468				
				07/88→; →02/91; ☼ OM442.906; 30A	8EL 725 858-001 Alternator	469				
				07/88→; →02/91; ☼ OM442.907; 30A	8EL 725 858-001 Alternator	469				
				07/88→; →02/91; ☼ OM442.923; 30A	8EL 725 858-001 Alternator	469				
				07/88→; →02/91; ☼ OM442.925; 30A	8EL 725 858-001 Alternator	469				
				03/91→; →08/94; ☼ OM442.925; 35A	8EL 731 715-001 Alternator	472				
				03/91→; →08/94; ☼ OM442.906; 35A	8EL 731 715-001 Alternator	472				
				03/91→; →08/94; ☼ OM442.907; 35A	8EL 731 715-001 Alternator	472				
				03/91→; →08/94; ☼ OM442.923; 35A	8EL 731 715-001 Alternator	472				
				07/88→; →08/94; ☼ OM442.925; 80A	8EL 732 707-001 Alternator	472				
				07/88→; →08/94; ☼ OM442.923; 80A	8EL 732 707-001 Alternator	472				
				07/88→; →08/94; ☼ OM442.906; 80A	8EL 732 707-001 Alternator	472				
				07/88→; →08/94; ☼ OM442.907; 80A	8EL 732 707-001 Alternator	472				
				1735,1735 L 1735 S,1735 LS	260 - 269 kW		07/87→09/96	07/88→; →08/94; ☼ OM442.963; 55A	8EL 725 736-001 Alternator	468
								07/88→; →08/94; ☼ OM442.976; 55A	8EL 725 736-001 Alternator	468
07/88→; →08/94; ☼ OM442.944; 55A	8EL 725 736-001 Alternator	468								
07/88→; →08/94; ☼ OM442.964; 55A	8EL 725 736-001 Alternator	468								
07/88→; →02/91; ☼ OM442.944; 30A	8EL 725 858-001 Alternator	469								
07/88→; →02/91; ☼ OM442.976; 30A	8EL 725 858-001 Alternator	469								
07/88→; →02/91; ☼ OM442.963; 30A	8EL 725 858-001 Alternator	469								
07/88→; →02/91; ☼ OM442.964; 30A	8EL 725 858-001 Alternator	469								
03/91→; →08/94; ☼ OM442.964; 35A	8EL 731 715-001 Alternator	472								
03/91→; →08/94; ☼ OM442.976; 35A	8EL 731 715-001 Alternator	472								
03/91→; →08/94; ☼ OM442.944; 35A	8EL 731 715-001 Alternator	472								
03/91→; →08/94; ☼ OM442.963; 35A	8EL 731 715-001 Alternator	472								
07/88→; →08/94; ☼ OM442.964; 80A	8EL 732 707-001 Alternator	472								
07/88→; →08/94; ☼ OM442.976; 80A	8EL 732 707-001 Alternator	472								
07/88→; →08/94; ☼ OM442.963; 80A	8EL 732 707-001 Alternator	472								

Manufacturer - Model	Power	Displ.	Year of Constr.	Remark	Part Number	Page
MERCEDES-BENZ - SK						07/87→
1735,1735 L	260 - 269 kW		07/87→09/96	07/88→; →08/94; ☉ OM442.944; 80A	8EL 732 707-001 Alternator	472
1735 S,1735 LS	260 - 269 kW		07/87→09/96			
1735 AK	260 - 269 kW		08/89→08/94	☉ OM442.942; 55A	8EL 725 736-001 Alternator	468
				☉ OM442.966; 55A	8EL 725 736-001 Alternator	468
				08/89→; →02/91; ☉ OM442.942; 30A	8EL 725 858-001 Alternator	469
				08/89→; →02/91; ☉ OM442.966; 30A	8EL 725 858-001 Alternator	469
				03/91→; →08/94; ☉ OM442.942; 35A	8EL 731 715-001 Alternator	472
				03/91→; →08/94; ☉ OM442.966; 35A	8EL 731 715-001 Alternator	472
				☉ OM442.942; 80A	8EL 732 707-001 Alternator	472
				☉ OM442.966; 80A	8EL 732 707-001 Alternator	472
1735 K	250 - 269 kW		07/88→08/94	☉ OM442.963; 55A	8EL 725 736-001 Alternator	468
				☉ OM442.976; 55A	8EL 725 736-001 Alternator	468
				☉ OM442.944; 55A	8EL 725 736-001 Alternator	468
				☉ OM440.940; 55A	8EL 725 736-001 Alternator	468
				☉ OM442.964; 55A	8EL 725 736-001 Alternator	468
				07/88→; →02/91; ☉ OM440.940; 30A	8EL 725 858-001 Alternator	469
				07/88→; →02/91; ☉ OM442.944; 30A	8EL 725 858-001 Alternator	469
				07/88→; →02/91; ☉ OM442.976; 30A	8EL 725 858-001 Alternator	469
				07/88→; →02/91; ☉ OM442.963; 30A	8EL 725 858-001 Alternator	469
				07/88→; →02/91; ☉ OM442.964; 30A	8EL 725 858-001 Alternator	469
				03/91→; →08/94; ☉ OM442.976; 35A	8EL 731 715-001 Alternator	472
				03/91→; →08/94; ☉ OM442.964; 35A	8EL 731 715-001 Alternator	472
				03/91→; →08/94; ☉ OM442.963; 35A	8EL 731 715-001 Alternator	472
				03/91→; →08/94; ☉ OM442.944; 35A	8EL 731 715-001 Alternator	472
				03/91→; →08/94; ☉ OM440.940; 35A	8EL 731 715-001 Alternator	472
				☉ OM442.964; 80A	8EL 732 707-001 Alternator	472
				☉ OM442.944; 80A	8EL 732 707-001 Alternator	472
				☉ OM442.963; 80A	8EL 732 707-001 Alternator	472
				☉ OM440.940; 80A	8EL 732 707-001 Alternator	472
				☉ OM442.976; 80A	8EL 732 707-001 Alternator	472
1735 L	218 kW		07/88→08/94	☉ OM442.906; 55A	8EL 725 736-001 Alternator	468
				07/88→; →02/91; ☉ OM442.906; 30A	8EL 725 858-001 Alternator	469
				03/91→; →08/94; ☉ OM442.906; 35A	8EL 731 715-001 Alternator	472
				☉ OM442.906; 80A	8EL 732 707-001 Alternator	472
1748,1748 L	353 - 362 kW		07/87→09/96	07/88→; →07/92; ☉ OM442.989; 55A	8EL 725 736-001 Alternator	468
1748 S,1748 LS	353 - 362 kW		07/87→09/96			
				07/88→; →07/92; ☉ OM442.985; 55A	8EL 725 736-001 Alternator	468
				07/88→; →02/91; ☉ OM442.989; 30A	8EL 725 858-001 Alternator	469
				07/88→; →02/91; ☉ OM442.985; 30A	8EL 725 858-001 Alternator	469

Manufacturer - Model	Power	Displ.	Year of Constr.	Remark	Part Number	Page
MERCEDES-BENZ - SK						07/87→
1748,1748 L 1748 S,1748 LS	353 - 362 kW 353 - 362 kW		07/87→09/96 07/87→09/96	03/91→; →07/92; ☹ OM442.989; 35A	8EL 731 715-001 Alternator	472
				03/91→; →07/92; ☹ OM442.985; 35A	8EL 731 715-001 Alternator	472
				07/88→; →07/92; ☹ OM442.985; 80A	8EL 732 707-001 Alternator	472
				07/88→; →07/92; ☹ OM442.989; 80A	8EL 732 707-001 Alternator	472
1831,1831 L	230 kW		07/87→09/96	07/92→; →09/96; ☹ OM401.993; 55A	8EL 725 736-001 Alternator	468
				01/94→; →09/96; ☹ OM445.929; 55A	8EL 725 736-001 Alternator	468
				07/92→; →09/96; ☹ OM401.979; 55A	8EL 725 736-001 Alternator	468
				01/94→; →09/96; ☹ OM445.937; 55A	8EL 725 736-001 Alternator	468
				07/92→; →09/96; ☹ OM401.972; 55A	8EL 725 736-001 Alternator	468
				07/92→; →09/96; ☹ OM401.979; 35A	8EL 731 715-001 Alternator	472
				07/92→; →09/96; ☹ OM401.972; 35A	8EL 731 715-001 Alternator	472
				07/92→; →09/96; ☹ OM401.993; 35A	8EL 731 715-001 Alternator	472
				07/92→; →09/96; ☹ OM401.979; 80A	8EL 732 707-001 Alternator	472
				07/92→; →09/96; ☹ OM401.972; 80A	8EL 732 707-001 Alternator	472
				01/94→; →09/96; ☹ OM445.937; 80A	8EL 732 707-001 Alternator	472
				01/94→; →09/96; ☹ OM445.929; 80A	8EL 732 707-001 Alternator	472
				07/92→; →09/96; ☹ OM401.993; 80A	8EL 732 707-001 Alternator	472
1831 AK	230 kW		05/91→09/96	☹ OM401.986; 55A	8EL 725 736-001 Alternator	468
				☹ OM401.986; 35A	8EL 731 715-001 Alternator	472
				☹ OM401.986; 80A	8EL 732 707-001 Alternator	472
1831 AK	230 kW		01/94→09/96	☹ OM445.930; 55A	8EL 725 736-001 Alternator	468
				☹ OM445.930; 80A	8EL 732 707-001 Alternator	472
1831 K 2031 2031 S	230 kW 230 kW 230 kW		07/92→09/96 03/92→09/96 03/92→09/96	☹ OM401.993; 55A	8EL 725 736-001 Alternator	468
				☹ OM401.979; 55A	8EL 725 736-001 Alternator	468
				☹ OM401.972; 55A	8EL 725 736-001 Alternator	468
				☹ OM401.993; 35A	8EL 731 715-001 Alternator	472
				☹ OM401.979; 35A	8EL 731 715-001 Alternator	472
				☹ OM401.972; 35A	8EL 731 715-001 Alternator	472
				☹ OM401.979; 80A	8EL 732 707-001 Alternator	472
				☹ OM401.972; 80A	8EL 732 707-001 Alternator	472
				☹ OM401.993; 80A	8EL 732 707-001 Alternator	472
1831 K	230 - 250 kW		07/92→09/96	☹ OM441.993; 55A	8EL 725 736-001 Alternator	468
				☹ OM441.986; 55A	8EL 725 736-001 Alternator	468
				01/94→; →09/96; ☹ OM445.929; 55A	8EL 725 736-001 Alternator	468
				01/94→; →09/96; ☹ OM445.937; 55A	8EL 725 736-001 Alternator	468
				☹ OM441.986; 35A	8EL 731 715-001 Alternator	472
				☹ OM441.993; 35A	8EL 731 715-001 Alternator	472

Manufacturer - Model	Power	Displ.	Year of Constr.	Remark	Part Number	Page
MERCEDES-BENZ - SK						07/87→
1831 K	230 - 250 kW		07/92→09/96	☺ OM441.993; 80A	8EL 732 707-001 Alternator	472
				☺ OM441.986; 80A	8EL 732 707-001 Alternator	472
				01/94→; →09/96; ☺ OM445.937; 80A	8EL 732 707-001 Alternator	472
				01/94→; →09/96; ☺ OM445.929; 80A	8EL 732 707-001 Alternator	472
1831 S, 1831 LS	230 kW		07/87→09/96	07/92→; →09/96; ☺ OM401.979; 55A	8EL 725 736-001 Alternator	468
				07/92→; →09/96; ☺ OM401.993; 55A	8EL 725 736-001 Alternator	468
				01/94→; →09/96; ☺ OM445.929; 55A	8EL 725 736-001 Alternator	468
				07/92→; →02/01; ☺ OM401.972; 55A	8EL 725 736-001 Alternator	468
				01/94→; →09/96; ☺ OM445.937; 55A	8EL 725 736-001 Alternator	468
				07/92→; →09/96; ☺ OM401.979; 35A	8EL 731 715-001 Alternator	472
				07/92→; →09/96; ☺ OM401.993; 35A	8EL 731 715-001 Alternator	472
				07/92→; →02/01; ☺ OM401.972; 35A	8EL 731 715-001 Alternator	472
				01/94→; →09/96; ☺ OM445.929; 80A	8EL 732 707-001 Alternator	472
				07/92→; →09/96; ☺ OM401.993; 80A	8EL 732 707-001 Alternator	472
				07/92→; →09/96; ☺ OM401.979; 80A	8EL 732 707-001 Alternator	472
				01/94→; →09/96; ☺ OM445.937; 80A	8EL 732 707-001 Alternator	472
				07/92→; →02/01; ☺ OM401.972; 80A	8EL 732 707-001 Alternator	472
				1834, 1834 L	250 kW	
10/93→; →09/96; ☺ OM441.986; 55A	8EL 725 736-001 Alternator	468				
10/93→; →09/96; ☺ OM441.996; 55A	8EL 725 736-001 Alternator	468				
01/94→; →09/96; ☺ OM445.939; 55A	8EL 725 736-001 Alternator	468				
10/93→; →09/96; ☺ OM441.996; 35A	8EL 731 715-001 Alternator	472				
10/93→; →09/96; ☺ OM441.986; 35A	8EL 731 715-001 Alternator	472				
01/94→; →09/96; ☺ OM445.920; 35A	8EL 731 715-001 Alternator	472				
01/94→; →09/96; ☺ OM445.939; 35A	8EL 731 715-001 Alternator	472				
01/94→; →09/96; ☺ OM445.920; 80A	8EL 732 707-001 Alternator	472				
10/93→; →09/96; ☺ OM441.996; 80A	8EL 732 707-001 Alternator	472				
10/93→; →09/96; ☺ OM441.986; 80A	8EL 732 707-001 Alternator	472				
01/94→; →09/96; ☺ OM445.939; 80A	8EL 732 707-001 Alternator	472				
1834 AK	250 kW		07/88→09/93			
				☺ OM441.989; 35A	8EL 731 715-001 Alternator	472
				☺ OM441.989; 80A	8EL 732 707-001 Alternator	472
1834 S, 1834 LS	250 kW		07/87→09/96	01/94→; →09/96; ☺ OM445.920; 55A	8EL 725 736-001 Alternator	468
				10/93→; →09/96; ☺ OM441.986; 55A	8EL 725 736-001 Alternator	468
				10/93→; →09/96; ☺ OM441.996; 55A	8EL 725 736-001 Alternator	468
				01/94→; →09/96; ☺ OM445.939; 55A	8EL 725 736-001 Alternator	468
				10/93→; →09/96; ☺ OM441.996; 35A	8EL 731 715-001 Alternator	472

Manufacturer - Model	Power	Displ.	Year of Constr.	Remark	Part Number	Page
MERCEDES-BENZ - SK						07/87→
1834 S,1834 LS	250 kW		07/87→09/96	10/93→; →09/96; ⚡ OM441.986; 35A	8EL 731 715-001 Alternator	472
				01/94→; →09/96; ⚡ OM445.920; 35A	8EL 731 715-001 Alternator	472
				01/94→; →09/96; ⚡ OM445.939; 35A	8EL 731 715-001 Alternator	472
				10/93→; →09/96; ⚡ OM441.986; 80A	8EL 732 707-001 Alternator	472
				01/94→; →09/96; ⚡ OM445.939; 80A	8EL 732 707-001 Alternator	472
				01/94→; →09/96; ⚡ OM445.920; 80A	8EL 732 707-001 Alternator	472
1838,1838 L	280 kW		07/87→09/96	12/90→; →02/01; ⚡ OM402.975; 55A	8EL 725 736-001 Alternator	468
				12/90→; →02/01; ⚡ OM402.972; 55A	8EL 725 736-001 Alternator	468
				12/90→; →02/01; ⚡ OM402.971; 55A	8EL 725 736-001 Alternator	468
				12/90→; →02/01; ⚡ OM402.986; 55A	8EL 725 736-001 Alternator	468
				12/90→; →02/01; ⚡ OM402.985; 55A	8EL 725 736-001 Alternator	468
				06/95→; →09/96; ⚡ OM446.924; 55A	8EL 725 736-001 Alternator	468
				06/95→; →09/96; ⚡ OM446.925; 55A	8EL 725 736-001 Alternator	468
				12/90→; →02/91; ⚡ OM402.975; 30A	8EL 725 858-001 Alternator	469
				12/90→; →02/91; ⚡ OM402.985; 30A	8EL 725 858-001 Alternator	469
				12/90→; →02/91; ⚡ OM402.972; 30A	8EL 725 858-001 Alternator	469
				12/90→; →02/91; ⚡ OM402.971; 30A	8EL 725 858-001 Alternator	469
				12/90→; →02/91; ⚡ OM402.986; 30A	8EL 725 858-001 Alternator	469
				03/91→; →02/01; ⚡ OM402.971; 35A	8EL 731 715-001 Alternator	472
				03/91→; →02/01; ⚡ OM402.975; 35A	8EL 731 715-001 Alternator	472
				03/91→; →02/01; ⚡ OM402.972; 35A	8EL 731 715-001 Alternator	472
				03/91→; →02/01; ⚡ OM402.985; 35A	8EL 731 715-001 Alternator	472
				03/91→; →02/01; ⚡ OM402.986; 35A	8EL 731 715-001 Alternator	472
				12/90→; →02/01; ⚡ OM402.985; 80A	8EL 732 707-001 Alternator	472
				12/90→; →02/01; ⚡ OM402.972; 80A	8EL 732 707-001 Alternator	472
				06/95→; →09/96; ⚡ OM446.925; 80A	8EL 732 707-001 Alternator	472
				06/95→; →09/96; ⚡ OM446.924; 80A	8EL 732 707-001 Alternator	472
				12/90→; →02/01; ⚡ OM402.986; 80A	8EL 732 707-001 Alternator	472
				12/90→; →02/01; ⚡ OM402.971; 80A	8EL 732 707-001 Alternator	472
				12/90→; →02/01; ⚡ OM402.975; 80A	8EL 732 707-001 Alternator	472
1838,1838 L	320 kW		07/87→09/96	12/90→; →02/01; ⚡ OM440.978; 35A	8EL 731 715-001 Alternator	472
				12/90→; →02/01; ⚡ OM440.991; 35A	8EL 731 715-001 Alternator	472

Manufacturer - Model	Power	Displ.	Year of Constr.	Remark	Part Number	Page
MERCEDES-BENZ - SK						07/87→
1838 AK	280 kW		12/92→09/96	☞ OM402.996; 55A	8EL 725 736-001 Alternator	468
				☞ OM402.978; 55A	8EL 725 736-001 Alternator	468
				☞ OM402.978; 35A	8EL 731 715-001 Alternator	472
				☞ OM402.996; 35A	8EL 731 715-001 Alternator	472
				☞ OM402.978; 80A	8EL 732 707-001 Alternator	472
				☞ OM402.996; 80A	8EL 732 707-001 Alternator	472
1838 AK 2031 A	280 kW 280 kW		01/94→09/96 01/94→09/96	☞ OM446.927; 80A	8EL 732 707-001 Alternator	472
1838 AK	320 kW		12/92→09/96	☞ OM440.979; 35A	8EL 731 715-001 Alternator	472
1838 AK	370 kW		12/92→09/96	☞ OM440.982; 35A	8EL 731 715-001 Alternator	472
1838 K	280 kW		12/90→09/96	☞ OM402.985; 55A	8EL 725 736-001 Alternator	468
				☞ OM402.971; 55A	8EL 725 736-001 Alternator	468
				☞ OM402.975; 55A	8EL 725 736-001 Alternator	468
				12/90→; -02/91; ☞ OM402.975; 30A	8EL 725 858-001 Alternator	469
				12/90→; -02/91; ☞ OM402.971; 30A	8EL 725 858-001 Alternator	469
				12/90→; -02/91; ☞ OM402.985; 30A	8EL 725 858-001 Alternator	469
				03/91→; -02/01; ☞ OM402.985; 35A	8EL 731 715-001 Alternator	472
				03/91→; -02/01; ☞ OM402.971; 35A	8EL 731 715-001 Alternator	472
				03/91→; -02/01; ☞ OM402.975; 35A	8EL 731 715-001 Alternator	472
				☞ OM402.985; 80A	8EL 732 707-001 Alternator	472
				☞ OM402.971; 80A	8EL 732 707-001 Alternator	472
				☞ OM402.975; 80A	8EL 732 707-001 Alternator	472
1838 K	280 kW		06/95→09/96	☞ OM446.924; 80A	8EL 732 707-001 Alternator	472
1838 S,1838 LS	280 kW		07/87→09/96	12/90→; -02/01; ☞ OM402.975; 55A	8EL 725 736-001 Alternator	468
				12/90→; -02/01; ☞ OM402.972; 55A	8EL 725 736-001 Alternator	468
				12/90→; -02/01; ☞ OM402.971; 55A	8EL 725 736-001 Alternator	468
				12/90→; -02/01; ☞ OM402.986; 55A	8EL 725 736-001 Alternator	468
				12/90→; -02/01; ☞ OM402.985; 55A	8EL 725 736-001 Alternator	468
				06/95→; -09/96; ☞ OM446.924; 55A	8EL 725 736-001 Alternator	468
				06/95→; -09/96; ☞ OM446.925; 55A	8EL 725 736-001 Alternator	468
				12/90→; -02/91; ☞ OM402.975; 30A	8EL 725 858-001 Alternator	469
				12/90→; -02/91; ☞ OM402.985; 30A	8EL 725 858-001 Alternator	469
				12/90→; -02/91; ☞ OM402.972; 30A	8EL 725 858-001 Alternator	469
				12/90→; -02/91; ☞ OM402.971; 30A	8EL 725 858-001 Alternator	469
				12/90→; -02/91; ☞ OM402.986; 30A	8EL 725 858-001 Alternator	469
				03/91→; -02/01; ☞ OM402.971; 35A	8EL 731 715-001 Alternator	472
				03/91→; -02/01; ☞ OM402.975; 35A	8EL 731 715-001 Alternator	472
				03/91→; -02/01; ☞ OM402.972; 35A	8EL 731 715-001 Alternator	472

Manufacturer - Model	Power	Displ.	Year of Constr.	Remark	Part Number	Page
MERCEDES-BENZ - SK						07/87→
1838 S,1838 LS	280 kW		07/87→09/96	03/91→; -01/01; ⚡ OM402.986; 35A	8EL 731 715-001 Alternator	472
				03/91→; -02/01; ⚡ OM402.985; 35A	8EL 731 715-001 Alternator	472
				12/90→; -02/01; ⚡ OM402.985; 80A	8EL 732 707-001 Alternator	472
				12/90→; -02/01; ⚡ OM402.972; 80A	8EL 732 707-001 Alternator	472
				06/95→; -09/96; ⚡ OM446.925; 80A	8EL 732 707-001 Alternator	472
				06/95→; -09/96; ⚡ OM446.924; 80A	8EL 732 707-001 Alternator	472
				12/90→; -02/01; ⚡ OM402.986; 80A	8EL 732 707-001 Alternator	472
				12/90→; -02/01; ⚡ OM402.971; 80A	8EL 732 707-001 Alternator	472
				12/90→; -02/01; ⚡ OM402.975; 80A	8EL 732 707-001 Alternator	472
1838 S,1838 LS	320 kW		07/87→09/96	12/90→; -02/01; ⚡ OM440.978; 35A	8EL 731 715-001 Alternator	472
				12/90→; -02/01; ⚡ OM440.991; 35A	8EL 731 715-001 Alternator	472
				12/90→; -02/01; ⚡ OM446.943; 35A	8EL 731 715-001 Alternator	472
1840 LS 2635 K	280 kW 280 kW		07/91→07/92 01/91→08/94	⚡ OM402.971; 55A	8EL 725 736-001 Alternator	468
				⚡ OM402.971; 35A	8EL 731 715-001 Alternator	472
				⚡ OM402.971; 80A	8EL 732 707-001 Alternator	472
1844,1844 L 1844 S,1844 LS	320 kW 320 kW		07/87→09/96 07/87→09/96	11/91→; -09/96; ⚡ OM440.970; 55A	8EL 725 736-001 Alternator	468
				01/94→; -09/96; ⚡ OM446.922; 55A	8EL 725 736-001 Alternator	468
				11/91→; -09/96; ⚡ OM440.970; 35A	8EL 731 715-001 Alternator	472
				01/94→; -09/96; ⚡ OM446.922; 35A	8EL 731 715-001 Alternator	472
				11/91→; -09/96; ⚡ OM440.970; 80A	8EL 732 707-001 Alternator	472
				01/94→; -09/96; ⚡ OM446.922; 80A	8EL 732 707-001 Alternator	472
1850,1850 L 1850 S,1850 LS	362 - 370 kW 362 - 370 kW		07/87→09/96 07/87→09/96	12/90→; -02/01; ⚡ OM442.992; 55A	8EL 725 736-001 Alternator	468
				12/90→; -02/01; ⚡ OM442.989; 55A	8EL 725 736-001 Alternator	468
				12/90→; -02/01; ⚡ OM442.997; 55A	8EL 725 736-001 Alternator	468
				12/90→; -02/01; ⚡ OM442.971; 55A	8EL 725 736-001 Alternator	468
				12/90→; -02/01; ⚡ OM440.973; 55A	8EL 725 736-001 Alternator	468
				12/90→; -02/01; ⚡ OM442.985; 55A	8EL 725 736-001 Alternator	468
				12/90→; -02/91; ⚡ OM442.971; 30A	8EL 725 858-001 Alternator	469
				12/90→; -02/91; ⚡ OM442.989; 30A	8EL 725 858-001 Alternator	469
				12/90→; -02/91; ⚡ OM442.992; 30A	8EL 725 858-001 Alternator	469
				12/90→; -02/91; ⚡ OM440.973; 30A	8EL 725 858-001 Alternator	469
				12/90→; -02/91; ⚡ OM442.985; 30A	8EL 725 858-001 Alternator	469
				12/90→; -02/91; ⚡ OM442.997; 30A	8EL 725 858-001 Alternator	469
				03/91→; -02/01; ⚡ OM442.992; 35A	8EL 731 715-001 Alternator	472
				03/91→; -02/01; ⚡ OM442.989; 35A	8EL 731 715-001 Alternator	472
				03/91→; -02/01; ⚡ OM440.973; 35A	8EL 731 715-001 Alternator	472
				03/91→; -02/01; ⚡ OM442.997; 35A	8EL 731 715-001 Alternator	472

Manufacturer - Model	Power	Displ.	Year of Constr.	Remark	Part Number	Page
MERCEDES-BENZ - SK						07/87→
1850,1850 L	362 - 370 kW		07/87→09/96	03/91→; -02/01; OM442.971; 35A	8EL 731 715-001 Alternator	472
1850 S,1850 LS	362 - 370 kW		07/87→09/96	03/91→; -02/01; OM442.985; 35A	8EL 731 715-001 Alternator	472
				12/90→; -02/01; OM442.992; 80A	8EL 732 707-001 Alternator	472
				12/90→; -02/01; OM442.971; 80A	8EL 732 707-001 Alternator	472
				12/90→; -02/01; OM440.973; 80A	8EL 732 707-001 Alternator	472
				12/90→; -02/01; OM442.997; 80A	8EL 732 707-001 Alternator	472
				12/90→; -02/01; OM442.989; 80A	8EL 732 707-001 Alternator	472
				12/90→; -02/01; OM442.985; 80A	8EL 732 707-001 Alternator	472
1850 K	370 kW		07/88→08/94	OM442.997; 80A	8EL 732 707-001 Alternator	472
1850 LAS	362 - 370 kW		07/87→09/96	OM442.992; 120A	8EL 730 064-001 Alternator	471
				OM442.992; 140A	8EL 737 364-001 Alternator	474
				OM440.973; 140A	8EL 737 364-001 Alternator	474
				OM442.985; 140A	8EL 737 364-001 Alternator	474
1853,1853 L	390 kW		07/87→09/96	01/96→; -09/96; OM446.920; 55A	8EL 725 736-001 Alternator	468
				01/96→; -09/96; OM446.920; 80A	8EL 732 707-001 Alternator	472
1853 AK	390 kW		01/96→09/96	OM446.920; 55A	8EL 725 736-001 Alternator	468
				OM446.946; 55A	8EL 725 736-001 Alternator	468
				OM446.920; 80A	8EL 732 707-001 Alternator	472
				OM446.946; 80A	8EL 732 707-001 Alternator	472
1853 S,1853 LS	390 kW		07/87→09/96	01/96→; -09/96; OM446.920; 80A	8EL 732 707-001 Alternator	472
3553, 3553 L	390 kW		01/94→09/96			
1922	160 - 165 kW		05/89→08/94	OM441.914; 55A	8EL 725 736-001 Alternator	468
1922 K	160 - 165 kW		05/89→08/94			
1922 S	160 - 165 kW		05/89→08/94	OM441.905; 55A	8EL 725 736-001 Alternator	468
				OM441.923; 55A	8EL 725 736-001 Alternator	468
				05/89→; -02/91; OM441.923; 30A	8EL 725 858-001 Alternator	469
				05/89→; -02/91; OM441.914; 30A	8EL 725 858-001 Alternator	469
				05/89→; -02/91; OM441.905; 30A	8EL 725 858-001 Alternator	469
				03/91→; -08/94; OM441.914; 35A	8EL 731 715-001 Alternator	472
				03/91→; -08/94; OM441.923; 35A	8EL 731 715-001 Alternator	472
				03/91→; -08/94; OM441.905; 35A	8EL 731 715-001 Alternator	472
				OM441.905; 80A	8EL 732 707-001 Alternator	472
				OM441.923; 80A	8EL 732 707-001 Alternator	472
				OM441.914; 80A	8EL 732 707-001 Alternator	472
1922 AK	160 - 165 kW		08/89→08/94	OM441.914; 55A	8EL 725 736-001 Alternator	468
				OM441.926; 55A	8EL 725 736-001 Alternator	468
				08/89→; -02/91; OM441.914; 30A	8EL 725 858-001 Alternator	469
				08/89→; -02/91; OM441.926; 30A	8EL 725 858-001 Alternator	469
				03/91→; -08/94; OM441.914; 35A	8EL 731 715-001 Alternator	472

Manufacturer - Model	Power	Displ.	Year of Constr.	Remark	Part Number	Page
MERCEDES-BENZ - SK						07/87→
1922 AK	160 - 165 kW		08/89→08/94	03/91→; →08/94; ☉ OM441.926; 35A	8EL 731 715-001 Alternator	472
				☉ OM441.926; 80A	8EL 732 707-001 Alternator	472
				☉ OM441.914; 80A	8EL 732 707-001 Alternator	472
1929,1929 L	210 - 218 kW		07/87→09/96	07/88→; →08/94; ☉ OM442.916; 55A	8EL 725 736-001 Alternator	468
				07/88→; →08/94; ☉ OM442.923; 55A	8EL 725 736-001 Alternator	468
				07/88→; →08/94; ☉ OM442.925; 55A	8EL 725 736-001 Alternator	468
				07/88→; →08/94; ☉ OM442.908; 55A	8EL 725 736-001 Alternator	468
				07/88→; →08/94; ☉ OM442.907; 55A	8EL 725 736-001 Alternator	468
				07/88→; →08/94; ☉ OM442.906; 55A	8EL 725 736-001 Alternator	468
				07/88→; →02/91; ☉ OM442.907; 30A	8EL 725 858-001 Alternator	469
				07/88→; →02/91; ☉ OM442.908; 30A	8EL 725 858-001 Alternator	469
				07/88→; →02/91; ☉ OM442.906; 30A	8EL 725 858-001 Alternator	469
				07/88→; →02/91; ☉ OM442.916; 30A	8EL 725 858-001 Alternator	469
				07/88→; →02/91; ☉ OM442.923; 30A	8EL 725 858-001 Alternator	469
				07/88→; →02/91; ☉ OM442.925; 30A	8EL 725 858-001 Alternator	469
				03/91→; →08/94; ☉ OM442.907; 35A	8EL 731 715-001 Alternator	472
				03/91→; →08/94; ☉ OM442.906; 35A	8EL 731 715-001 Alternator	472
				03/91→; →08/94; ☉ OM442.908; 35A	8EL 731 715-001 Alternator	472
				03/91→; →08/94; ☉ OM442.925; 35A	8EL 731 715-001 Alternator	472
				03/91→; →08/94; ☉ OM442.916; 35A	8EL 731 715-001 Alternator	472
				03/91→; →08/94; ☉ OM442.923; 35A	8EL 731 715-001 Alternator	472
				10/88→; →08/94; ☉ OM442.907; 80A	8EL 732 707-001 Alternator	472
				10/88→; →08/94; ☉ OM442.906; 80A	8EL 732 707-001 Alternator	472
				10/88→; →08/94; ☉ OM442.908; 80A	8EL 732 707-001 Alternator	472
				10/88→; →08/94; ☉ OM442.925; 80A	8EL 732 707-001 Alternator	472
				10/88→; →08/94; ☉ OM442.916; 80A	8EL 732 707-001 Alternator	472
10/88→; →08/94; ☉ OM442.923; 80A	8EL 732 707-001 Alternator	472				
1929 A	210 - 218 kW		07/88→08/94	☉ OM442.909; 55A	8EL 725 736-001 Alternator	468
				☉ OM442.906; 35A	8EL 731 715-001 Alternator	472
				☉ OM442.907; 35A	8EL 731 715-001 Alternator	472
				☉ OM442.924; 35A	8EL 731 715-001 Alternator	472
				☉ OM442.909; 35A	8EL 731 715-001 Alternator	472
				☉ OM442.909; 80A	8EL 732 707-001 Alternator	472
1929 A	269 kW		07/88→09/93	☉ OM442.971; 35A	8EL 731 715-001 Alternator	472
1929 A	340 kW		07/88→08/94	☉ OM443.940; 55A	8EL 725 736-001 Alternator	468

Manufacturer - Model	Power	Displ.	Year of Constr.	Remark	Part Number	Page				
MERCEDES-BENZ - SK						07/87→				
1929 AK	210 - 218 kW		07/88→08/94	☺ OM442.909; 55A	8EL 725 736-001 Alternator	468				
				☺ OM442.909; 80A	8EL 732 707-001 Alternator	472				
				☺ OM442.907; 80A	8EL 732 707-001 Alternator	472				
				☺ OM442.924; 80A	8EL 732 707-001 Alternator	472				
				☺ OM442.906; 80A	8EL 732 707-001 Alternator	472				
1929 AS	213 - 218 kW		07/88→08/94	☺ OM442.929; 55A	8EL 725 736-001 Alternator	468				
				☺ OM442.926; 55A	8EL 725 736-001 Alternator	468				
				☺ OM442.906; 55A	8EL 725 736-001 Alternator	468				
				☺ OM442.907; 55A	8EL 725 736-001 Alternator	468				
				07/88→; →02/91; ☺ OM442.907; 30A	8EL 725 858-001 Alternator	469				
				07/88→; →02/91; ☺ OM442.929; 30A	8EL 725 858-001 Alternator	469				
				07/88→; →02/91; ☺ OM442.926; 30A	8EL 725 858-001 Alternator	469				
				07/88→; →02/91; ☺ OM442.906; 30A	8EL 725 858-001 Alternator	469				
				03/91→; →08/94; ☺ OM442.906; 35A	8EL 731 715-001 Alternator	472				
				03/91→; →08/94; ☺ OM442.926; 35A	8EL 731 715-001 Alternator	472				
				03/91→; →08/94; ☺ OM442.929; 35A	8EL 731 715-001 Alternator	472				
				03/91→; →08/94; ☺ OM442.907; 35A	8EL 731 715-001 Alternator	472				
				10/88→; →08/94; ☺ OM442.907; 80A	8EL 732 707-001 Alternator	472				
				10/88→; →08/94; ☺ OM442.906; 80A	8EL 732 707-001 Alternator	472				
				10/88→; →08/94; ☺ OM442.929; 80A	8EL 732 707-001 Alternator	472				
				10/88→; →08/94; ☺ OM442.926; 80A	8EL 732 707-001 Alternator	472				
				1929 K	210 - 218 kW		07/88→08/94	☺ OM442.908; 55A	8EL 725 736-001 Alternator	468
								☺ OM442.925; 55A	8EL 725 736-001 Alternator	468
☺ OM442.923; 55A	8EL 725 736-001 Alternator	468								
☺ OM442.916; 55A	8EL 725 736-001 Alternator	468								
☺ OM442.906; 55A	8EL 725 736-001 Alternator	468								
☺ OM442.907; 55A	8EL 725 736-001 Alternator	468								
07/88→; →02/91; ☺ OM442.907; 30A	8EL 725 858-001 Alternator	469								
07/88→; →02/91; ☺ OM442.908; 30A	8EL 725 858-001 Alternator	469								
07/88→; →02/91; ☺ OM442.906; 30A	8EL 725 858-001 Alternator	469								
07/88→; →02/91; ☺ OM442.916; 30A	8EL 725 858-001 Alternator	469								
07/88→; →02/91; ☺ OM442.923; 30A	8EL 725 858-001 Alternator	469								
07/88→; →02/91; ☺ OM442.925; 30A	8EL 725 858-001 Alternator	469								
03/91→; →08/94; ☺ OM442.907; 35A	8EL 731 715-001 Alternator	472								
03/91→; →08/94; ☺ OM442.906; 35A	8EL 731 715-001 Alternator	472								
03/91→; →08/94; ☺ OM442.908; 35A	8EL 731 715-001 Alternator	472								
03/91→; →08/94; ☺ OM442.925; 35A	8EL 731 715-001 Alternator	472								

Manufacturer - Model	Power	Displ.	Year of Constr.	Remark	Part Number	Page
MERCEDES-BENZ - SK						07/87→
1929 K	210 - 218 kW		07/88→08/94	03/91→; →08/94; ⚡ OM442.916; 35A	8EL 731 715-001 Alternator	472
				03/91→; →08/94; ⚡ OM442.923; 35A	8EL 731 715-001 Alternator	472
				10/88→; →08/94; ⚡ OM442.907; 80A	8EL 732 707-001 Alternator	472
				10/88→; →08/94; ⚡ OM442.906; 80A	8EL 732 707-001 Alternator	472
				10/88→; →08/94; ⚡ OM442.908; 80A	8EL 732 707-001 Alternator	472
				10/88→; →08/94; ⚡ OM442.925; 80A	8EL 732 707-001 Alternator	472
				10/88→; →08/94; ⚡ OM442.916; 80A	8EL 732 707-001 Alternator	472
				10/88→; →08/94; ⚡ OM442.923; 80A	8EL 732 707-001 Alternator	472
1929 S	210 - 218 kW		07/88→08/94	⚡ OM442.908; 55A	8EL 725 736-001 Alternator	468
				⚡ OM442.925; 55A	8EL 725 736-001 Alternator	468
				⚡ OM442.923; 55A	8EL 725 736-001 Alternator	468
				⚡ OM442.916; 55A	8EL 725 736-001 Alternator	468
				⚡ OM442.906; 55A	8EL 725 736-001 Alternator	468
				⚡ OM442.907; 55A	8EL 725 736-001 Alternator	468
				07/88→; →02/91; ⚡ OM442.907; 30A	8EL 725 858-001 Alternator	469
				07/88→; →02/91; ⚡ OM442.908; 30A	8EL 725 858-001 Alternator	469
				07/88→; →02/91; ⚡ OM442.906; 30A	8EL 725 858-001 Alternator	469
				07/88→; →02/91; ⚡ OM442.916; 30A	8EL 725 858-001 Alternator	469
				07/88→; →02/91; ⚡ OM442.923; 30A	8EL 725 858-001 Alternator	469
				07/88→; →02/91; ⚡ OM442.925; 30A	8EL 725 858-001 Alternator	469
				03/91→; →08/94; ⚡ OM442.907; 35A	8EL 731 715-001 Alternator	472
				03/91→; →08/94; ⚡ OM442.906; 35A	8EL 731 715-001 Alternator	472
				03/91→; →08/94; ⚡ OM442.908; 35A	8EL 731 715-001 Alternator	472
				03/91→; →08/94; ⚡ OM442.925; 35A	8EL 731 715-001 Alternator	472
				03/91→; →08/94; ⚡ OM442.916; 35A	8EL 731 715-001 Alternator	472
				03/91→; →08/94; ⚡ OM442.923; 35A	8EL 731 715-001 Alternator	472
				10/88→; →08/94; ⚡ OM442.907; 80A	8EL 732 707-001 Alternator	472
				10/88→; →08/94; ⚡ OM442.906; 80A	8EL 732 707-001 Alternator	472
				10/88→; →08/94; ⚡ OM442.908; 80A	8EL 732 707-001 Alternator	472
				⚡ OM442.925; 80A	8EL 732 707-001 Alternator	472
				10/88→; →08/94; ⚡ OM442.916; 80A	8EL 732 707-001 Alternator	472
10/88→; →08/94; ⚡ OM442.923; 80A	8EL 732 707-001 Alternator	472				
1935 1935 S	260 - 269 kW 269 kW		05/89→08/94 05/89→08/94	⚡ OM442.963; 55A	8EL 725 736-001 Alternator	468
				⚡ OM442.944; 55A	8EL 725 736-001 Alternator	468
				⚡ OM442.943; 55A	8EL 725 736-001 Alternator	468
				⚡ OM442.976; 55A	8EL 725 736-001 Alternator	468
				05/89→; →02/91; ⚡ OM442.943; 30A	8EL 725 858-001 Alternator	469

Manufacturer - Model	Power	Displ.	Year of Constr.	Remark	Part Number	Page
MERCEDES-BENZ - SK						07/87→
1935	260 - 269 kW		05/89→08/94	05/89→; -02/91; ☉ OM442.944; 30A	8EL 725 858-001	469
1935 S	269 kW		05/89→08/94		Alternator	
				05/89→; -02/91; ☉ OM442.963; 30A	8EL 725 858-001	469
					Alternator	
				05/89→; -02/91; ☉ OM442.976; 30A	8EL 725 858-001	469
					Alternator	
				03/91→; -08/94; ☉ OM442.976; 35A	8EL 731 715-001	472
					Alternator	
				03/91→; -08/94; ☉ OM442.963; 35A	8EL 731 715-001	472
					Alternator	
				03/91→; -08/94; ☉ OM442.943; 35A	8EL 731 715-001	472
					Alternator	
				03/91→; -08/94; ☉ OM442.944; 35A	8EL 731 715-001	472
					Alternator	
				☉ OM442.944; 80A	8EL 732 707-001	472
					Alternator	
				☉ OM442.943; 80A	8EL 732 707-001	472
					Alternator	
				☉ OM442.976; 80A	8EL 732 707-001	472
					Alternator	
				☉ OM442.963; 80A	8EL 732 707-001	472
					Alternator	
1935 AK	250 - 269 kW		05/89→08/94	☉ OM442.971; 55A	8EL 725 736-001	468
					Alternator	
				☉ OM442.942; 55A	8EL 725 736-001	468
					Alternator	
				☉ OM442.978; 55A	8EL 725 736-001	468
					Alternator	
				☉ OM442.966; 55A	8EL 725 736-001	468
					Alternator	
				☉ OM442.972; 55A	8EL 725 736-001	468
					Alternator	
				05/89→; -02/91; ☉ OM442.972; 30A	8EL 725 858-001	469
					Alternator	
				05/89→; -02/91; ☉ OM442.978; 30A	8EL 725 858-001	469
					Alternator	
				05/89→; -02/91; ☉ OM442.942; 30A	8EL 725 858-001	469
					Alternator	
				05/89→; -02/91; ☉ OM442.971; 30A	8EL 725 858-001	469
					Alternator	
				05/89→; -02/91; ☉ OM442.966; 30A	8EL 725 858-001	469
					Alternator	
				03/91→; -08/94; ☉ OM442.971; 35A	8EL 731 715-001	472
					Alternator	
				☉ OM442.978; 35A	8EL 731 715-001	472
					Alternator	
				03/91→; -08/94; ☉ OM442.972; 35A	8EL 731 715-001	472
					Alternator	
				03/91→; -08/94; ☉ OM442.942; 35A	8EL 731 715-001	472
					Alternator	
				03/91→; -08/94; ☉ OM442.966; 35A	8EL 731 715-001	472
					Alternator	
				☉ OM442.966; 80A	8EL 732 707-001	472
					Alternator	
				☉ OM442.942; 80A	8EL 732 707-001	472
					Alternator	
				☉ OM442.972; 80A	8EL 732 707-001	472
					Alternator	
				☉ OM442.971; 80A	8EL 732 707-001	472
					Alternator	
				☉ OM442.978; 80A	8EL 732 707-001	472
					Alternator	
1935 AS	250 - 269 kW		05/89→08/94	☉ OM442.978; 55A	8EL 725 736-001	468
					Alternator	
				☉ OM442.966; 55A	8EL 725 736-001	468
					Alternator	
				☉ OM442.942; 55A	8EL 725 736-001	468
					Alternator	
				05/89→; -02/91; ☉ OM442.942; 30A	8EL 725 858-001	469
					Alternator	
				05/89→; -02/91; ☉ OM442.978; 30A	8EL 725 858-001	469
					Alternator	
				05/89→; -02/91; ☉ OM442.966; 30A	8EL 725 858-001	469
					Alternator	

Manufacturer - Model	Power	Displ.	Year of Constr.	Remark	Part Number	Page
MERCEDES-BENZ - SK						07/87→
1935 AS	250 - 269 kW		05/89→08/94	03/91→; →08/94; ☹ OM442.978; 35A	8EL 731 715-001 Alternator	472
				03/91→; →08/94; ☹ OM442.966; 35A	8EL 731 715-001 Alternator	472
				03/91→; →08/94; ☹ OM442.942; 35A	8EL 731 715-001 Alternator	472
				☹ OM442.942; 80A	8EL 732 707-001 Alternator	472
				☹ OM442.966; 80A	8EL 732 707-001 Alternator	472
				☹ OM442.978; 80A	8EL 732 707-001 Alternator	472
1935 K	250 - 269 kW		05/89→08/94	☹ OM442.977; 55A	8EL 725 736-001 Alternator	468
				☹ OM442.963; 55A	8EL 725 736-001 Alternator	468
				☹ OM442.964; 55A	8EL 725 736-001 Alternator	468
				☹ OM442.943; 55A	8EL 725 736-001 Alternator	468
				☹ OM442.944; 55A	8EL 725 736-001 Alternator	468
				☹ OM440.940; 55A	8EL 725 736-001 Alternator	468
				05/89→; →02/91; ☹ OM440.940; 30A	8EL 725 858-001 Alternator	469
				05/89→; →02/91; ☹ OM442.943; 30A	8EL 725 858-001 Alternator	469
				05/89→; →02/91; ☹ OM442.944; 30A	8EL 725 858-001 Alternator	469
				05/89→; →02/91; ☹ OM442.977; 30A	8EL 725 858-001 Alternator	469
				05/89→; →02/91; ☹ OM442.964; 30A	8EL 725 858-001 Alternator	469
				05/89→; →02/91; ☹ OM442.963; 30A	8EL 725 858-001 Alternator	469
				03/91→; →08/94; ☹ OM442.977; 35A	8EL 731 715-001 Alternator	472
				03/91→; →08/94; ☹ OM442.964; 35A	8EL 731 715-001 Alternator	472
				03/91→; →08/94; ☹ OM442.963; 35A	8EL 731 715-001 Alternator	472
				03/91→; →08/94; ☹ OM440.940; 35A	8EL 731 715-001 Alternator	472
				03/94→; →08/94; ☹ OM442.943; 35A	8EL 731 715-001 Alternator	472
				03/91→; →08/94; ☹ OM442.944; 35A	8EL 731 715-001 Alternator	472
				☹ OM442.964; 80A	8EL 732 707-001 Alternator	472
				☹ OM442.944; 80A	8EL 732 707-001 Alternator	472
				☹ OM442.943; 80A	8EL 732 707-001 Alternator	472
				☹ OM440.940; 80A	8EL 732 707-001 Alternator	472
				☹ OM442.977; 80A	8EL 732 707-001 Alternator	472
☹ OM442.963; 80A	8EL 732 707-001 Alternator	472				
1945 AK	340 kW		07/88→08/94	☹ OM443.940; 55A	8EL 725 736-001 Alternator	468
				☹ OM443.940; 80A	8EL 732 707-001 Alternator	472
1948	353 - 362 kW		09/88→07/92	☹ OM442.985; 55A	8EL 725 736-001 Alternator	468
				☹ OM442.984; 55A	8EL 725 736-001 Alternator	468
				☹ OM442.982; 55A	8EL 725 736-001 Alternator	468
				☹ OM442.989; 55A	8EL 725 736-001 Alternator	468
				09/88→; →02/91; ☹ OM442.985; 30A	8EL 725 858-001 Alternator	469

Manufacturer - Model	Power	Displ.	Year of Constr.	Remark	Part Number	Page
MERCEDES-BENZ - SK						07/87→
1948	353 - 362 kW		09/88→07/92	09/88→; -02/91; ⚡ OM442.982; 30A	8EL 725 858-001 Alternator	469
				09/88→; -02/91; ⚡ OM442.989; 30A	8EL 725 858-001 Alternator	469
				09/88→; -02/91; ⚡ OM442.984; 30A	8EL 725 858-001 Alternator	469
				03/91→; -07/92; ⚡ OM442.982; 35A	8EL 731 715-001 Alternator	472
				03/91→; -07/92; ⚡ OM442.984; 35A	8EL 731 715-001 Alternator	472
				03/91→; -07/92; ⚡ OM442.989; 35A	8EL 731 715-001 Alternator	472
				03/91→; -07/92; ⚡ OM442.985; 35A	8EL 731 715-001 Alternator	472
				10/88→; -07/92; ⚡ OM442.984; 80A	8EL 732 707-001 Alternator	472
				10/88→; -07/92; ⚡ OM442.982; 80A	8EL 732 707-001 Alternator	472
				10/88→; -07/92; ⚡ OM442.989; 80A	8EL 732 707-001 Alternator	472
				10/88→; -07/92; ⚡ OM442.985; 80A	8EL 732 707-001 Alternator	472
2024	180 kW		02/93→09/96	02/93→; -09/94; ⚡ OM401.975; 55A	8EL 725 736-001 Alternator	468
				02/93→; -09/94; ⚡ OM401.975; 35A	8EL 731 715-001 Alternator	472
				02/93→; -08/94; ⚡ OM401.975; 80A	8EL 732 707-001 Alternator	472
2024	180 kW		01/94→09/96	01/94→; -08/96; ⚡ OM445.924; 80A	8EL 732 707-001 Alternator	472
2024 K	180 kW		01/94→09/96			
2024 AK	180 kW		02/93→09/96	⚡ OM401.984; 55A	8EL 725 736-001 Alternator	468
				⚡ OM401.984; 35A	8EL 731 715-001 Alternator	472
				⚡ OM401.984; 80A	8EL 732 707-001 Alternator	472
2024 AK	180 kW		01/94→09/96	01/94→; -08/96; ⚡ OM445.925; 80A	8EL 732 707-001 Alternator	472
2024 K	180 kW		02/93→09/96	02/93→; -08/94; ⚡ OM401.975; 55A	8EL 725 736-001 Alternator	468
				02/93→; -08/94; ⚡ OM401.975; 35A	8EL 731 715-001 Alternator	472
				02/93→; -08/94; ⚡ OM401.975; 80A	8EL 732 707-001 Alternator	472
2027 AK	200 kW		02/93→09/96	⚡ OM401.989; 55A	8EL 725 736-001 Alternator	468
				⚡ OM401.989; 80A	8EL 732 707-001 Alternator	472
				⚡ OM445.933; 80A	8EL 732 707-001 Alternator	472
2031 A 2031 AS	230 kW 230 kW		03/92→09/96 03/92→09/96	03/92→; -08/96; ⚡ OM401.986; 55A	8EL 725 736-001 Alternator	468
				03/92→; -08/96; ⚡ OM401.986; 35A	8EL 731 715-001 Alternator	472
				03/92→; -08/96; ⚡ OM401.986; 80A	8EL 732 707-001 Alternator	472
2031 A	230 kW		01/94→09/96	01/94→; -08/96; ⚡ OM445.930; 55A	8EL 725 736-001 Alternator	468
				01/94→; -08/96; ⚡ OM445.930; 80A	8EL 732 707-001 Alternator	472
2031 A	280 kW		03/92→09/96	03/92→; -08/96; ⚡ OM402.996; 55A	8EL 725 736-001 Alternator	468
				03/92→; -08/96; ⚡ OM402.978; 55A	8EL 725 736-001 Alternator	468
				03/92→; -08/96; ⚡ OM402.996; 35A	8EL 731 715-001 Alternator	472
				03/92→; -08/96; ⚡ OM402.978; 35A	8EL 731 715-001 Alternator	472
				03/92→; -08/96; ⚡ OM402.996; 80A	8EL 732 707-001 Alternator	472
				03/92→; -08/96; ⚡ OM402.978; 80A	8EL 732 707-001 Alternator	472
2031 A	320 kW		03/92→09/96	03/92→; -08/96; ⚡ OM440.979; 35A	8EL 731 715-001 Alternator	472

Manufacturer - Model	Power	Displ.	Year of Constr.	Remark	Part Number	Page
MERCEDES-BENZ - SK						07/87→
2031 K	230 kW		03/92→09/96	☺ OM401.993; 55A	8EL 725 736-001 Alternator	468
				☺ OM401.979; 55A	8EL 725 736-001 Alternator	468
				☺ OM401.972; 55A	8EL 725 736-001 Alternator	468
				☺ OM401.993; 35A	8EL 731 715-001 Alternator	472
				☺ OM401.979; 35A	8EL 731 715-001 Alternator	472
				☺ OM401.972; 35A	8EL 731 715-001 Alternator	472
				☺ OM401.979; 80A	8EL 732 707-001 Alternator	472
				01/94→; →09/96; ☺ OM445.929; 80A	8EL 732 707-001 Alternator	472
				☺ OM401.993; 80A	8EL 732 707-001 Alternator	472
				☺ OM401.972; 80A	8EL 732 707-001 Alternator	472
2038	280 kW		11/91→09/96	11/91→; →08/96; ☺ OM402.971; 55A	8EL 725 736-001 Alternator	468
				11/91→; →08/96; ☺ OM402.972; 55A	8EL 725 736-001 Alternator	468
				☺ OM402.986; 55A	8EL 725 736-001 Alternator	468
				☺ OM402.985; 55A	8EL 725 736-001 Alternator	468
				11/91→; →08/96; ☺ OM402.971; 35A	8EL 731 715-001 Alternator	472
				☺ OM402.985; 35A	8EL 731 715-001 Alternator	472
				11/91→; →08/96; ☺ OM402.986; 35A	8EL 731 715-001 Alternator	472
				11/91→; →08/96; ☺ OM402.972; 35A	8EL 731 715-001 Alternator	472
				☺ OM402.985; 80A	8EL 732 707-001 Alternator	472
				☺ OM402.986; 80A	8EL 732 707-001 Alternator	472
				11/91→; →08/96; ☺ OM402.971; 80A	8EL 732 707-001 Alternator	472
				11/91→; →08/96; ☺ OM402.972; 80A	8EL 732 707-001 Alternator	472
2038	280 kW		12/92→	01/94→; →08/96; ☺ OM446.927; 80A	8EL 732 707-001 Alternator	472
				01/94→; →08/96; ☺ OM446.925; 80A	8EL 732 707-001 Alternator	472
2038 AS	280 kW		12/92→09/96	☺ OM402.978; 55A	8EL 725 736-001 Alternator	468
				☺ OM402.978; 35A	8EL 731 715-001 Alternator	472
				☺ OM402.978; 80A	8EL 732 707-001 Alternator	472
2038 AS	280 kW		01/94→09/96	01/94→; →08/96; ☺ OM446.927; 80A	8EL 732 707-001 Alternator	472
2638 AK	280 kW		01/94→09/96			
2638 AS	280 kW		01/94→09/96			
2038 AS	320 kW		12/92→09/96	☺ OM440.970; 35A	8EL 731 715-001 Alternator	472
				☺ OM440.979; 80A	8EL 732 707-001 Alternator	472
2038 S	280 kW		11/91→09/96	11/91→; →08/96; ☺ OM402.971; 55A	8EL 725 736-001 Alternator	468
				11/91→; →08/96; ☺ OM402.985; 55A	8EL 725 736-001 Alternator	468
				11/91→; →08/96; ☺ OM402.985; 35A	8EL 731 715-001 Alternator	472
				11/91→; →08/96; ☺ OM402.971; 35A	8EL 731 715-001 Alternator	472
				11/91→; →08/96; ☺ OM402.971; 80A	8EL 732 707-001 Alternator	472
				11/91→; →08/96; ☺ OM402.985; 80A	8EL 732 707-001 Alternator	472

Manufacturer - Model	Power	Displ.	Year of Constr.	Remark	Part Number	Page
MERCEDES-BENZ - SK						07/87→
2044 3244 L	320 kW 320 kW		01/92→09/96 07/87→09/96	☺ OM440.970; 55A	8EL 725 736-001 Alternator	468
				☺ OM446.922; 55A	8EL 725 736-001 Alternator	468
				☺ OM440.970; 35A	8EL 731 715-001 Alternator	472
				☺ OM446.922; 35A	8EL 731 715-001 Alternator	472
				☺ OM446.922; 80A	8EL 732 707-001 Alternator	472
				☺ OM440.970; 80A	8EL 732 707-001 Alternator	472
2044 AS	320 kW		01/94→09/96	☺ OM440.970; 55A	8EL 725 736-001 Alternator	468
				☺ OM440.979; 55A	8EL 725 736-001 Alternator	468
				☺ OM440.970; 35A	8EL 731 715-001 Alternator	472
				☺ OM440.979; 35A	8EL 731 715-001 Alternator	472
				☺ OM440.970; 80A	8EL 732 707-001 Alternator	472
				☺ OM440.979; 80A	8EL 732 707-001 Alternator	472
2044 S	320 kW		01/92→09/96	☺ OM440.970; 55A	8EL 725 736-001 Alternator	468
				01/94→; →08/96; ☺ OM446.922; 55A	8EL 725 736-001 Alternator	468
				☺ OM440.970; 35A	8EL 731 715-001 Alternator	472
				01/94→; →08/96; ☺ OM446.922; 35A	8EL 731 715-001 Alternator	472
				01/94→; →08/96; ☺ OM446.922; 80A	8EL 732 707-001 Alternator	472
				☺ OM440.970; 80A	8EL 732 707-001 Alternator	472
2050	362 - 390 kW		01/91→09/96	☺ OM442.992; 55A	8EL 725 736-001 Alternator	468
				☺ OM442.997; 55A	8EL 725 736-001 Alternator	468
				☺ OM442.985; 55A	8EL 725 736-001 Alternator	468
				☺ OM442.989; 55A	8EL 725 736-001 Alternator	468
				☺ OM446.920; 55A	8EL 725 736-001 Alternator	468
				01/91→; →02/91; ☺ OM442.985; 30A	8EL 725 858-001 Alternator	469
				01/91→; →02/91; ☺ OM442.989; 30A	8EL 725 858-001 Alternator	469
				01/91→; →02/91; ☺ OM446.920; 30A	8EL 725 858-001 Alternator	469
				01/91→; →02/91; ☺ OM442.997; 30A	8EL 725 858-001 Alternator	469
				01/91→; →02/91; ☺ OM442.992; 30A	8EL 725 858-001 Alternator	469
				03/91→; →02/01; ☺ OM442.992; 35A	8EL 731 715-001 Alternator	472
				03/91→; →02/01; ☺ OM442.997; 35A	8EL 731 715-001 Alternator	472
				03/91→; →02/01; ☺ OM446.920; 35A	8EL 731 715-001 Alternator	472
				03/91→; →02/01; ☺ OM442.985; 35A	8EL 731 715-001 Alternator	472
				03/91→; →02/01; ☺ OM442.989; 35A	8EL 731 715-001 Alternator	472
				☺ OM446.920; 80A	8EL 732 707-001 Alternator	472
				☺ OM442.985; 80A	8EL 732 707-001 Alternator	472
				☺ OM442.989; 80A	8EL 732 707-001 Alternator	472
				☺ OM442.992; 80A	8EL 732 707-001 Alternator	472

Manufacturer - Model	Power	Displ.	Year of Constr.	Remark	Part Number	Page
MERCEDES-BENZ - SK						07/87→
2050	362 - 390 kW		01/91→09/96	☞ OM442.997; 80A	8EL 732 707-001 Alternator	472
2050 S	362 - 390 kW		01/91→09/96	☞ OM442.992; 55A	8EL 725 736-001 Alternator	468
				☞ OM442.997; 55A	8EL 725 736-001 Alternator	468
				☞ OM440.976; 55A	8EL 725 736-001 Alternator	468
				☞ OM442.989; 55A	8EL 725 736-001 Alternator	468
				☞ OM442.985; 55A	8EL 725 736-001 Alternator	468
				01/94→; →08/96; ☞ OM446.920; 55A	8EL 725 736-001 Alternator	468
				01/91→; →02/91; ☞ OM442.989; 30A	8EL 725 858-001 Alternator	469
				01/91→; →02/91; ☞ OM440.976; 30A	8EL 725 858-001 Alternator	469
				01/91→; →02/91; ☞ OM442.985; 30A	8EL 725 858-001 Alternator	469
				01/91→; →02/91; ☞ OM442.997; 30A	8EL 725 858-001 Alternator	469
				01/91→; →02/91; ☞ OM442.992; 30A	8EL 725 858-001 Alternator	469
				03/91→; →02/01; ☞ OM442.989; 35A	8EL 731 715-001 Alternator	472
				03/91→; →02/01; ☞ OM442.992; 35A	8EL 731 715-001 Alternator	472
				03/91→; →02/01; ☞ OM442.997; 35A	8EL 731 715-001 Alternator	472
				03/94→; →08/96; ☞ OM446.920; 35A	8EL 731 715-001 Alternator	472
				☞ OM440.976; 35A	8EL 731 715-001 Alternator	472
				03/91→; →02/01; ☞ OM442.985; 35A	8EL 731 715-001 Alternator	472
				☞ OM442.997; 80A	8EL 732 707-001 Alternator	472
				☞ OM442.985; 80A	8EL 732 707-001 Alternator	472
				☞ OM442.989; 80A	8EL 732 707-001 Alternator	472
				01/94→; →08/96; ☞ OM446.920; 80A	8EL 732 707-001 Alternator	472
				☞ OM440.976; 80A	8EL 732 707-001 Alternator	472
				☞ OM442.992; 80A	8EL 732 707-001 Alternator	472
2055 AF	370 kW		01/92→09/96	☞ OM442.997; 55A	8EL 725 736-001 Alternator	468
				☞ OM442.997; 80A	8EL 732 707-001 Alternator	472
2422 L	160 - 165 kW		07/87→09/96	☞ OM441.905; 55A	8EL 725 736-001 Alternator	468
				☞ OM441.923; 55A	8EL 725 736-001 Alternator	468
				☞ OM441.923; 35A	8EL 731 715-001 Alternator	472
				☞ OM441.905; 35A	8EL 731 715-001 Alternator	472
				☞ OM441.905; 80A	8EL 732 707-001 Alternator	472
				☞ OM441.923; 80A	8EL 732 707-001 Alternator	472
2429	206 kW		07/87→09/96	☞ OM422.916; 55A	8EL 725 736-001 Alternator	468
				☞ OM422.916; 35A	8EL 731 715-001 Alternator	472
				☞ OM422.916; 80A	8EL 732 707-001 Alternator	472
2429	210 - 218 kW		07/88→08/94	☞ OM442.925; 55A	8EL 725 736-001 Alternator	468
2429 K	210 - 218 kW		07/88→08/94	☞ OM442.923; 55A	8EL 725 736-001 Alternator	468

Manufacturer - Model	Power	Displ.	Year of Constr.	Remark	Part Number	Page
MERCEDES-BENZ - SK						07/87→
2429	210 - 218 kW		07/88→08/94	☺ OM442.906; 55A	8EL 725 736-001 Alternator	468
2429 K	210 - 218 kW		07/88→08/94	☺ OM442.907; 55A	8EL 725 736-001 Alternator	468
				07/88→; →02/91; ☺ OM442.907; 30A	8EL 725 858-001 Alternator	469
				07/88→; →02/91; ☺ OM442.906; 30A	8EL 725 858-001 Alternator	469
				07/88→; →02/91; ☺ OM442.925; 30A	8EL 725 858-001 Alternator	469
				07/88→; →02/91; ☺ OM442.923; 30A	8EL 725 858-001 Alternator	469
				03/91→; →08/94; ☺ OM442.906; 35A	8EL 731 715-001 Alternator	472
				03/91→; →08/94; ☺ OM442.907; 35A	8EL 731 715-001 Alternator	472
				03/91→; →08/94; ☺ OM442.925; 35A	8EL 731 715-001 Alternator	472
				03/91→; →08/94; ☺ OM442.923; 35A	8EL 731 715-001 Alternator	472
				10/88→; →08/94; ☺ OM442.907; 80A	8EL 732 707-001 Alternator	472
				10/88→; →08/94; ☺ OM442.906; 80A	8EL 732 707-001 Alternator	472
				10/88→; →08/94; ☺ OM442.925; 80A	8EL 732 707-001 Alternator	472
				10/88→; →08/94; ☺ OM442.923; 80A	8EL 732 707-001 Alternator	472
2429,2429 L	213 - 218 kW		07/87→09/96	07/88→; →08/94; ☺ OM442.925; 55A	8EL 725 736-001 Alternator	468
2429 S,2429 LS	213 - 218 kW		07/87→09/96	07/88→; →08/94; ☺ OM442.906; 55A	8EL 725 736-001 Alternator	468
				07/88→; →08/94; ☺ OM442.907; 55A	8EL 725 736-001 Alternator	468
				07/88→; →02/91; ☺ OM442.907; 30A	8EL 725 858-001 Alternator	469
				07/88→; →02/91; ☺ OM442.925; 30A	8EL 725 858-001 Alternator	469
				07/88→; →02/91; ☺ OM442.906; 30A	8EL 725 858-001 Alternator	469
				03/91→; →08/94; ☺ OM442.906; 35A	8EL 731 715-001 Alternator	472
				03/91→; →08/94; ☺ OM442.925; 35A	8EL 731 715-001 Alternator	472
				03/91→; →08/94; ☺ OM442.907; 35A	8EL 731 715-001 Alternator	472
				10/88→; →08/94; ☺ OM442.906; 80A	8EL 732 707-001 Alternator	472
				10/88→; →08/94; ☺ OM442.907; 80A	8EL 732 707-001 Alternator	472
				10/88→; →08/94; ☺ OM442.925; 80A	8EL 732 707-001 Alternator	472
2429, 2429 L	210 - 218 kW		07/87→09/96	☺ OM442.908; 55A	8EL 725 736-001 Alternator	468
				☺ OM442.925; 55A	8EL 725 736-001 Alternator	468
				☺ OM442.923; 55A	8EL 725 736-001 Alternator	468
				☺ OM442.916; 55A	8EL 725 736-001 Alternator	468
				☺ OM442.906; 55A	8EL 725 736-001 Alternator	468
				☺ OM442.907; 55A	8EL 725 736-001 Alternator	468
				☺ OM442.916; 35A	8EL 731 715-001 Alternator	472
				☺ OM442.923; 35A	8EL 731 715-001 Alternator	472
				☺ OM442.925; 35A	8EL 731 715-001 Alternator	472
				☺ OM442.908; 35A	8EL 731 715-001 Alternator	472
				☺ OM442.906; 35A	8EL 731 715-001 Alternator	472

Manufacturer - Model	Power	Displ.	Year of Constr.	Remark	Part Number	Page
MERCEDES-BENZ - SK						07/87→
2429, 2429 L	210 - 218 kW		07/87→09/96	☺ OM442.907; 35A	8EL 731 715-001 Alternator	472
				☺ OM442.906; 80A	8EL 732 707-001 Alternator	472
				☺ OM442.907; 80A	8EL 732 707-001 Alternator	472
				☺ OM442.908; 80A	8EL 732 707-001 Alternator	472
				☺ OM442.925; 80A	8EL 732 707-001 Alternator	472
				☺ OM442.923; 80A	8EL 732 707-001 Alternator	472
				☺ OM442.916; 80A	8EL 732 707-001 Alternator	472
2429 S	213 - 218 kW		07/88→08/94	☺ OM442.925; 55A	8EL 725 736-001 Alternator	468
				☺ OM442.907; 55A	8EL 725 736-001 Alternator	468
				☺ OM442.906; 55A	8EL 725 736-001 Alternator	468
				07/88→; →02/91; ☺ OM442.907; 30A	8EL 725 858-001 Alternator	469
				07/88→; →02/91; ☺ OM442.925; 30A	8EL 725 858-001 Alternator	469
				07/88→; →02/91; ☺ OM442.906; 30A	8EL 725 858-001 Alternator	469
				03/91→; →08/94; ☺ OM442.906; 35A	8EL 731 715-001 Alternator	472
				03/91→; →08/94; ☺ OM442.925; 35A	8EL 731 715-001 Alternator	472
				03/91→; →08/94; ☺ OM442.907; 35A	8EL 731 715-001 Alternator	472
				10/88→; →08/94; ☺ OM442.906; 80A	8EL 732 707-001 Alternator	472
				10/88→; →08/94; ☺ OM442.907; 80A	8EL 732 707-001 Alternator	472
				10/88→; →08/94; ☺ OM442.925; 80A	8EL 732 707-001 Alternator	472
				2434 L	250 kW	
☺ OM441.989; 55A	8EL 725 736-001 Alternator	468				
☺ OM441.989; 35A	8EL 731 715-001 Alternator	472				
☺ OM441.986; 35A	8EL 731 715-001 Alternator	472				
☺ OM441.986; 80A	8EL 732 707-001 Alternator	472				
☺ OM441.989; 80A	8EL 732 707-001 Alternator	472				
2435	250 - 260 kW		07/87→09/96	☺ OM442.976; 55A	8EL 725 736-001 Alternator	468
				☺ OM442.971; 55A	8EL 725 736-001 Alternator	468
				☺ OM442.944; 55A	8EL 725 736-001 Alternator	468
				☺ OM442.978; 55A	8EL 725 736-001 Alternator	468
				☺ OM442.963; 55A	8EL 725 736-001 Alternator	468
				☺ OM442.962; 55A	8EL 725 736-001 Alternator	468
				☺ OM442.966; 55A	8EL 725 736-001 Alternator	468
				☺ OM440.942; 55A	8EL 725 736-001 Alternator	468
				☺ OM440.941; 55A	8EL 725 736-001 Alternator	468
				☺ OM442.942; 55A	8EL 725 736-001 Alternator	468
				☺ OM442.963; 35A	8EL 731 715-001 Alternator	472
				☺ OM442.942; 35A	8EL 731 715-001 Alternator	472

Manufacturer - Model	Power	Displ.	Year of Constr.	Remark	Part Number	Page
MERCEDES-BENZ - SK						07/87→
2435	250 - 260 kW		07/87→09/96	☺ OM442.966; 35A	8EL 731 715-001 Alternator	472
				☺ OM440.942; 35A	8EL 731 715-001 Alternator	472
				☺ OM440.941; 35A	8EL 731 715-001 Alternator	472
				☺ OM442.978; 35A	8EL 731 715-001 Alternator	472
				☺ OM442.971; 35A	8EL 731 715-001 Alternator	472
				☺ OM442.976; 35A	8EL 731 715-001 Alternator	472
				☺ OM442.944; 35A	8EL 731 715-001 Alternator	472
				☺ OM442.962; 35A	8EL 731 715-001 Alternator	472
				☺ OM442.963; 80A	8EL 732 707-001 Alternator	472
				☺ OM442.966; 80A	8EL 732 707-001 Alternator	472
				☺ OM442.962; 80A	8EL 732 707-001 Alternator	472
				☺ OM442.944; 80A	8EL 732 707-001 Alternator	472
				☺ OM442.942; 80A	8EL 732 707-001 Alternator	472
				☺ OM440.941; 80A	8EL 732 707-001 Alternator	472
				☺ OM440.942; 80A	8EL 732 707-001 Alternator	472
				☺ OM442.971; 80A	8EL 732 707-001 Alternator	472
				☺ OM442.978; 80A	8EL 732 707-001 Alternator	472
				☺ OM442.976; 80A	8EL 732 707-001 Alternator	472
2435	260 - 269 kW		07/88→08/94	☺ OM442.965; 55A	8EL 725 736-001 Alternator	468
				☺ OM442.976; 55A	8EL 725 736-001 Alternator	468
				☺ OM442.964; 55A	8EL 725 736-001 Alternator	468
				☺ OM442.963; 55A	8EL 725 736-001 Alternator	468
				☺ OM442.944; 55A	8EL 725 736-001 Alternator	468
				☺ OM442.943; 55A	8EL 725 736-001 Alternator	468
				07/88→; →02/91; ☺ OM442.963; 30A	8EL 725 858-001 Alternator	469
				07/88→; →02/91; ☺ OM442.976; 30A	8EL 725 858-001 Alternator	469
				07/88→; →02/91; ☺ OM442.965; 30A	8EL 725 858-001 Alternator	469
				07/88→; →02/91; ☺ OM442.943; 30A	8EL 725 858-001 Alternator	469
				07/88→; →02/91; ☺ OM442.944; 30A	8EL 725 858-001 Alternator	469
				07/88→; →02/91; ☺ OM442.964; 30A	8EL 725 858-001 Alternator	469
				03/91→; →08/94; ☺ OM442.944; 35A	8EL 731 715-001 Alternator	472
				03/91→; →08/94; ☺ OM442.976; 35A	8EL 731 715-001 Alternator	472
				03/91→; →08/94; ☺ OM442.943; 35A	8EL 731 715-001 Alternator	472
				03/91→; →08/94; ☺ OM442.963; 35A	8EL 731 715-001 Alternator	472
				03/91→; →08/94; ☺ OM442.964; 35A	8EL 731 715-001 Alternator	472
				03/91→; →08/94; ☺ OM442.965; 35A	8EL 731 715-001 Alternator	472
				10/88→; →08/94; ☺ OM442.963; 80A	8EL 732 707-001 Alternator	472

Manufacturer - Model	Power	Displ.	Year of Constr.	Remark	Part Number	Page
MERCEDES-BENZ - SK						07/87→
2435	260 - 269 kW		07/88→08/94	10/88→; →08/94; ☉ OM442.944; 80A	8EL 732 707-001 Alternator	472
				10/88→; →08/94; ☉ OM442.943; 80A	8EL 732 707-001 Alternator	472
				10/88→; →08/94; ☉ OM442.976; 80A	8EL 732 707-001 Alternator	472
				10/88→; →08/94; ☉ OM442.965; 80A	8EL 732 707-001 Alternator	472
				10/88→; →08/94; ☉ OM442.964; 80A	8EL 732 707-001 Alternator	472
2435,2435 L 2435 S,2435 LS	260 - 269 kW		07/87→09/96 07/87→09/96	07/88→; →08/94; ☉ OM442.964; 55A	8EL 725 736-001 Alternator	468
				07/88→; →08/94; ☉ OM442.963; 55A	8EL 725 736-001 Alternator	468
				07/88→; →08/94; ☉ OM442.976; 55A	8EL 725 736-001 Alternator	468
				07/88→; →08/94; ☉ OM442.965; 55A	8EL 725 736-001 Alternator	468
				07/88→; →08/94; ☉ OM442.944; 55A	8EL 725 736-001 Alternator	468
				07/88→; →08/94; ☉ OM442.943; 55A	8EL 725 736-001 Alternator	468
				07/88→; →08/94; ☉ OM442.968; 55A	8EL 725 736-001 Alternator	468
				07/88→; →02/91; ☉ OM442.976; 30A	8EL 725 858-001 Alternator	469
				07/88→; →02/91; ☉ OM442.968; 30A	8EL 725 858-001 Alternator	469
				07/88→; →02/91; ☉ OM442.944; 30A	8EL 725 858-001 Alternator	469
				07/88→; →02/91; ☉ OM442.943; 30A	8EL 725 858-001 Alternator	469
				07/88→; →02/91; ☉ OM442.964; 30A	8EL 725 858-001 Alternator	469
				07/88→; →02/91; ☉ OM442.963; 30A	8EL 725 858-001 Alternator	469
				07/88→; →02/91; ☉ OM442.965; 30A	8EL 725 858-001 Alternator	469
				03/91→; →08/94; ☉ OM442.965; 35A	8EL 731 715-001 Alternator	472
				03/91→; →08/94; ☉ OM442.968; 35A	8EL 731 715-001 Alternator	472
				03/91→; →08/94; ☉ OM442.976; 35A	8EL 731 715-001 Alternator	472
				03/91→; →08/94; ☉ OM442.944; 35A	8EL 731 715-001 Alternator	472
				03/91→; →08/94; ☉ OM442.943; 35A	8EL 731 715-001 Alternator	472
				03/91→; →08/94; ☉ OM442.963; 35A	8EL 731 715-001 Alternator	472
				03/91→; →08/94; ☉ OM442.964; 35A	8EL 731 715-001 Alternator	472
				10/88→; →08/94; ☉ OM442.965; 80A	8EL 732 707-001 Alternator	472
				10/88→; →08/94; ☉ OM442.968; 80A	8EL 732 707-001 Alternator	472
				10/88→; →08/94; ☉ OM442.976; 80A	8EL 732 707-001 Alternator	472
				10/88→; →08/94; ☉ OM442.943; 80A	8EL 732 707-001 Alternator	472
				10/88→; →08/94; ☉ OM442.963; 80A	8EL 732 707-001 Alternator	472
				10/88→; →08/94; ☉ OM442.964; 80A	8EL 732 707-001 Alternator	472
10/88→; →08/94; ☉ OM442.944; 80A	8EL 732 707-001 Alternator	472				
2435 K	250 - 269 kW		07/88→08/94	☉ OM442.965; 55A	8EL 725 736-001 Alternator	468
				☉ OM442.944; 55A	8EL 725 736-001 Alternator	468
				☉ OM442.964; 55A	8EL 725 736-001 Alternator	468
				☉ OM442.963; 55A	8EL 725 736-001 Alternator	468

Manufacturer - Model	Power	Displ.	Year of Constr.	Remark	Part Number	Page
MERCEDES-BENZ - SK						07/87→
2435 K	250 - 269 kW		07/88→08/94	☺ OM442.943; 55A	8EL 725 736-001 Alternator	468
				☺ OM440.940; 55A	8EL 725 736-001 Alternator	468
				07/88→; →02/91; ☺ OM442.965; 30A	8EL 725 858-001 Alternator	469
				07/88→; →02/91; ☺ OM442.963; 30A	8EL 725 858-001 Alternator	469
				07/88→; →02/91; ☺ OM442.964; 30A	8EL 725 858-001 Alternator	469
				07/88→; →02/91; ☺ OM440.940; 30A	8EL 725 858-001 Alternator	469
				07/88→; →02/91; ☺ OM442.943; 30A	8EL 725 858-001 Alternator	469
				07/88→; →02/91; ☺ OM442.944; 30A	8EL 725 858-001 Alternator	469
				03/91→; →08/94; ☺ OM442.943; 35A	8EL 731 715-001 Alternator	472
				03/91→; →08/94; ☺ OM442.944; 35A	8EL 731 715-001 Alternator	472
				03/91→; →08/94; ☺ OM440.940; 35A	8EL 731 715-001 Alternator	472
				03/91→; →08/94; ☺ OM442.963; 35A	8EL 731 715-001 Alternator	472
				03/91→; →08/94; ☺ OM442.964; 35A	8EL 731 715-001 Alternator	472
				03/91→; →08/94; ☺ OM442.965; 35A	8EL 731 715-001 Alternator	472
				10/88→; →08/94; ☺ OM442.944; 80A	8EL 732 707-001 Alternator	472
				10/88→; →08/94; ☺ OM440.940; 80A	8EL 732 707-001 Alternator	472
				10/88→; →08/94; ☺ OM442.943; 80A	8EL 732 707-001 Alternator	472
				10/88→; →08/94; ☺ OM442.965; 80A	8EL 732 707-001 Alternator	472
				10/88→; →08/94; ☺ OM442.964; 80A	8EL 732 707-001 Alternator	472
				10/88→; →08/94; ☺ OM442.963; 80A	8EL 732 707-001 Alternator	472
2435 LS 3235 3235 L	260 kW		07/87→09/96 07/88→08/94 07/87→09/96	☺ OM442.963; 55A	8EL 725 736-001 Alternator	468
				☺ OM442.976; 55A	8EL 725 736-001 Alternator	468
				☺ OM442.944; 55A	8EL 725 736-001 Alternator	468
				☺ OM442.963; 35A	8EL 731 715-001 Alternator	472
				☺ OM442.976; 35A	8EL 731 715-001 Alternator	472
				☺ OM442.944; 35A	8EL 731 715-001 Alternator	472
				☺ OM442.944; 80A	8EL 732 707-001 Alternator	472
				☺ OM442.976; 80A	8EL 732 707-001 Alternator	472
2435 S	250 - 269 kW		07/88→08/94	☺ OM442.944; 55A	8EL 725 736-001 Alternator	468
				☺ OM442.963; 55A	8EL 725 736-001 Alternator	468
				☺ OM442.965; 55A	8EL 725 736-001 Alternator	468
				☺ OM442.976; 55A	8EL 725 736-001 Alternator	468
				☺ OM442.943; 55A	8EL 725 736-001 Alternator	468
				☺ OM440.940; 55A	8EL 725 736-001 Alternator	468
				☺ OM442.964; 55A	8EL 725 736-001 Alternator	468
				07/88→; →02/91; ☺ OM442.963; 30A	8EL 725 858-001 Alternator	469

Manufacturer - Model	Power	Displ.	Year of Constr.	Remark	Part Number	Page				
MERCEDES-BENZ - SK						07/87→				
2435 S	250 - 269 kW		07/88→08/94	07/88→; →02/91; ⚡ OM442.976; 30A	8EL 725 858-001 Alternator	469				
				07/88→; →02/91; ⚡ OM442.943; 30A	8EL 725 858-001 Alternator	469				
				07/88→; →02/91; ⚡ OM442.944; 30A	8EL 725 858-001 Alternator	469				
				07/88→; →02/91; ⚡ OM440.940; 30A	8EL 725 858-001 Alternator	469				
				07/88→; →02/91; ⚡ OM442.965; 30A	8EL 725 858-001 Alternator	469				
				07/88→; →02/91; ⚡ OM442.964; 30A	8EL 725 858-001 Alternator	469				
				03/91→; →08/94; ⚡ OM442.944; 35A	8EL 731 715-001 Alternator	472				
				03/91→; →08/94; ⚡ OM442.976; 35A	8EL 731 715-001 Alternator	472				
				03/91→; →08/94; ⚡ OM442.965; 35A	8EL 731 715-001 Alternator	472				
				03/91→; →08/94; ⚡ OM442.964; 35A	8EL 731 715-001 Alternator	472				
				03/91→; →08/94; ⚡ OM442.963; 35A	8EL 731 715-001 Alternator	472				
				03/91→; →08/94; ⚡ OM442.943; 35A	8EL 731 715-001 Alternator	472				
				03/91→; →08/94; ⚡ OM440.940; 35A	8EL 731 715-001 Alternator	472				
				10/88→; →08/94; ⚡ OM442.944; 80A	8EL 732 707-001 Alternator	472				
				10/88→; →08/94; ⚡ OM440.940; 80A	8EL 732 707-001 Alternator	472				
				10/88→; →08/94; ⚡ OM442.943; 80A	8EL 732 707-001 Alternator	472				
				10/88→; →08/94; ⚡ OM442.963; 80A	8EL 732 707-001 Alternator	472				
				⚡ OM442.965; 80A	8EL 732 707-001 Alternator	472				
				10/88→; →08/94; ⚡ OM442.976; 80A	8EL 732 707-001 Alternator	472				
				10/88→; →08/94; ⚡ OM442.964; 80A	8EL 732 707-001 Alternator	472				
				2448	353 - 362 kW		07/88→07/92	⚡ OM442.985; 55A	8EL 725 736-001 Alternator	468
								⚡ OM442.992; 55A	8EL 725 736-001 Alternator	468
⚡ OM442.992; 30A	8EL 725 858-001 Alternator	469								
⚡ OM442.992; 35A	8EL 731 715-001 Alternator	472								
⚡ OM442.985; 35A	8EL 731 715-001 Alternator	472								
⚡ OM442.985; 80A	8EL 732 707-001 Alternator	472								
⚡ OM442.992; 80A	8EL 732 707-001 Alternator	472								
2448,2448 L	353 - 362 kW		07/87→09/96	07/88→; →07/92; ⚡ OM442.984; 55A	8EL 725 736-001 Alternator	468				
				07/88→; →07/92; ⚡ OM442.989; 55A	8EL 725 736-001 Alternator	468				
				07/88→; →07/92; ⚡ OM442.985; 55A	8EL 725 736-001 Alternator	468				
				07/88→; →02/91; ⚡ OM442.989; 30A	8EL 725 858-001 Alternator	469				
				07/88→; →02/91; ⚡ OM442.985; 30A	8EL 725 858-001 Alternator	469				
				07/88→; →01/92; ⚡ OM442.984; 30A	8EL 725 858-001 Alternator	469				
				03/91→; →07/92; ⚡ OM442.989; 35A	8EL 731 715-001 Alternator	472				
				03/91→; →07/92; ⚡ OM442.985; 35A	8EL 731 715-001 Alternator	472				
				03/91→; →07/92; ⚡ OM442.984; 35A	8EL 731 715-001 Alternator	472				
				10/88→; →07/92; ⚡ OM442.985; 80A	8EL 732 707-001 Alternator	472				

Manufacturer - Model	Power	Displ.	Year of Constr.	Remark	Part Number	Page
MERCEDES-BENZ - SK						07/87→
2448,2448 L	353 - 362 kW		07/87→09/96	10/88→; -07/92; ☉ OM442.989; 80A	8EL 732 707-001 Alternator	472
				01/88→; -07/92; ☉ OM442.984; 80A	8EL 732 707-001 Alternator	472
2448 LS	353 - 362 kW		07/88→07/92	☉ OM442.984; 55A	8EL 725 736-001 Alternator	468
				☉ OM442.985; 55A	8EL 725 736-001 Alternator	468
				☉ OM442.989; 55A	8EL 725 736-001 Alternator	468
				07/88→; -02/91; ☉ OM442.985; 30A	8EL 725 858-001 Alternator	469
				07/88→; -02/91; ☉ OM442.984; 30A	8EL 725 858-001 Alternator	469
				07/88→; -02/91; ☉ OM442.989; 30A	8EL 725 858-001 Alternator	469
				03/91→; -07/92; ☉ OM442.984; 35A	8EL 731 715-001 Alternator	472
				03/91→; -07/92; ☉ OM442.985; 35A	8EL 731 715-001 Alternator	472
				03/91→; -07/92; ☉ OM442.989; 35A	8EL 731 715-001 Alternator	472
				10/88→; -07/92; ☉ OM442.984; 80A	8EL 732 707-001 Alternator	472
				10/88→; -07/92; ☉ OM442.985; 80A	8EL 732 707-001 Alternator	472
				10/88→; -07/92; ☉ OM442.989; 80A	8EL 732 707-001 Alternator	472
2448 S	353 - 362 kW		07/88→07/92	☉ OM442.985; 55A	8EL 725 736-001 Alternator	468
				☉ OM442.989; 55A	8EL 725 736-001 Alternator	468
				07/88→; -02/91; ☉ OM442.985; 30A	8EL 725 858-001 Alternator	469
				07/88→; -02/91; ☉ OM442.989; 30A	8EL 725 858-001 Alternator	469
				03/91→; -07/92; ☉ OM442.985; 35A	8EL 731 715-001 Alternator	472
				03/91→; -07/92; ☉ OM442.989; 35A	8EL 731 715-001 Alternator	472
				10/88→; -07/92; ☉ OM442.985; 80A	8EL 732 707-001 Alternator	472
				10/88→; -07/92; ☉ OM442.989; 80A	8EL 732 707-001 Alternator	472
2531	230 kW		05/91→09/96	☉ OM401.986; 55A	8EL 725 736-001 Alternator	468
				☉ OM401.986; 35A	8EL 731 715-001 Alternator	472
				☉ OM445.930; 80A	8EL 732 707-001 Alternator	472
				☉ OM401.986; 80A	8EL 732 707-001 Alternator	472
2531, 2531 L	230 kW		07/87→09/96	☉ OM445.930; 55A	8EL 725 736-001 Alternator	468
				☉ OM401.979; 55A	8EL 725 736-001 Alternator	468
				☉ OM445.937; 55A	8EL 725 736-001 Alternator	468
				☉ OM401.986; 55A	8EL 725 736-001 Alternator	468
				☉ OM401.993; 55A	8EL 725 736-001 Alternator	468
				☉ OM445.929; 55A	8EL 725 736-001 Alternator	468
				☉ OM445.929; 35A	8EL 731 715-001 Alternator	472
				☉ OM401.986; 35A	8EL 731 715-001 Alternator	472
				☉ OM401.993; 35A	8EL 731 715-001 Alternator	472
				☉ OM445.937; 35A	8EL 731 715-001 Alternator	472
				☉ OM445.930; 35A	8EL 731 715-001 Alternator	472

Manufacturer - Model	Power	Displ.	Year of Constr.	Remark	Part Number	Page
MERCEDES-BENZ - SK						07/87→
2531, 2531 L	230 kW		07/87→09/96	☺ OM401.979; 35A	8EL 731 715-001 Alternator	472
				☺ OM401.986; 80A	8EL 732 707-001 Alternator	472
				☺ OM445.937; 80A	8EL 732 707-001 Alternator	472
				☺ OM445.930; 80A	8EL 732 707-001 Alternator	472
				☺ OM445.929; 80A	8EL 732 707-001 Alternator	472
				☺ OM401.993; 80A	8EL 732 707-001 Alternator	472
				☺ OM401.979; 80A	8EL 732 707-001 Alternator	472
2534, 2534 L	250 kW		07/87→09/96	☺ OM441.986; 55A	8EL 725 736-001 Alternator	468
				☺ OM441.996; 55A	8EL 725 736-001 Alternator	468
				☺ OM445.920; 55A	8EL 725 736-001 Alternator	468
				☺ OM445.930; 55A	8EL 725 736-001 Alternator	468
				☺ OM445.939; 55A	8EL 725 736-001 Alternator	468
				☺ OM445.939; 35A	8EL 731 715-001 Alternator	472
				☺ OM445.930; 35A	8EL 731 715-001 Alternator	472
				☺ OM441.986; 35A	8EL 731 715-001 Alternator	472
				☺ OM441.996; 35A	8EL 731 715-001 Alternator	472
				☺ OM445.920; 35A	8EL 731 715-001 Alternator	472
				☺ OM441.986; 80A	8EL 732 707-001 Alternator	472
				☺ OM441.996; 80A	8EL 732 707-001 Alternator	472
				☺ OM445.920; 80A	8EL 732 707-001 Alternator	472
				☺ OM445.939; 80A	8EL 732 707-001 Alternator	472
				☺ OM445.930; 80A	8EL 732 707-001 Alternator	472
2538	280 kW		03/91→09/96	☺ 03/91→; →08/96; ☺ OM402.975; 55A	8EL 725 736-001 Alternator	468
				☺ 03/91→; →08/96; ☺ OM402.972; 55A	8EL 725 736-001 Alternator	468
				☺ 03/91→; →08/96; ☺ OM402.971; 55A	8EL 725 736-001 Alternator	468
				☺ OM402.986; 55A	8EL 725 736-001 Alternator	468
				☺ 03/91→; →08/96; ☺ OM402.985; 55A	8EL 725 736-001 Alternator	468
				☺ 03/91→; →08/96; ☺ OM402.989; 55A	8EL 725 736-001 Alternator	468
				☺ 03/91→; →08/96; ☺ OM402.972; 30A	8EL 725 858-001 Alternator	469
				☺ 03/91→; →08/96; ☺ OM402.989; 35A	8EL 731 715-001 Alternator	472
				☺ OM402.986; 35A	8EL 731 715-001 Alternator	472
				☺ 03/91→; →08/96; ☺ OM402.985; 35A	8EL 731 715-001 Alternator	472
				☺ 03/91→; →08/96; ☺ OM402.971; 35A	8EL 731 715-001 Alternator	472
				☺ 03/91→; →08/96; ☺ OM402.975; 35A	8EL 731 715-001 Alternator	472
2538	280 kW		01/94→09/96	☺ OM446.925; 80A	8EL 732 707-001 Alternator	472
				☺ 01/94→; →08/96; ☺ OM446.924; 80A	8EL 732 707-001 Alternator	472

Manufacturer - Model	Power	Displ.	Year of Constr.	Remark	Part Number	Page
MERCEDES-BENZ - SK						07/87→
2538	320 kW		03/91→09/96	03/91→; →08/96; ⚡ OM440.978; 80A	8EL 732 707-001 Alternator	472
				⚡ OM440.980; 80A	8EL 732 707-001 Alternator	472
				⚡ OM440.970; 80A	8EL 732 707-001 Alternator	472
2538	370 kW		03/91→09/96	⚡ OM440.981; 35A	8EL 731 715-001 Alternator	472
				⚡ OM442.997; 35A	8EL 731 715-001 Alternator	472
				03/91→; →08/96; ⚡ OM440.971; 35A	8EL 731 715-001 Alternator	472
				⚡ OM440.971; 35A	8EL 731 715-001 Alternator	472
				03/91→; →08/96; ⚡ OM442.997; 140A	8EL 737 364-001 Alternator	474
2538,2538 L	280 kW		07/87→09/96	03/91→; →02/01; ⚡ OM402.986; 55A	8EL 725 736-001 Alternator	468
				03/91→; →08/96; ⚡ OM402.972; 55A	8EL 725 736-001 Alternator	468
				03/91→; →08/96; ⚡ OM402.971; 55A	8EL 725 736-001 Alternator	468
				03/91→; →08/96; ⚡ OM402.975; 55A	8EL 725 736-001 Alternator	468
				03/91→; →08/96; ⚡ OM402.985; 55A	8EL 725 736-001 Alternator	468
				03/91→; →08/96; ⚡ OM402.989; 55A	8EL 725 736-001 Alternator	468
				03/91→; →08/96; ⚡ OM402.989; 30A	8EL 725 858-001 Alternator	469
				03/91→; →02/01; ⚡ OM402.986; 35A	8EL 731 715-001 Alternator	472
				03/91→; →08/96; ⚡ OM402.971; 35A	8EL 731 715-001 Alternator	472
				03/91→; →08/96; ⚡ OM402.975; 35A	8EL 731 715-001 Alternator	472
				03/91→; →08/96; ⚡ OM402.985; 35A	8EL 731 715-001 Alternator	472
				03/91→; →08/96; ⚡ OM402.972; 35A	8EL 731 715-001 Alternator	472
				03/91→; →08/96; ⚡ OM402.971; 80A	8EL 732 707-001 Alternator	472
				03/91→; →08/96; ⚡ OM402.975; 80A	8EL 732 707-001 Alternator	472
				03/91→; →08/96; ⚡ OM402.972; 80A	8EL 732 707-001 Alternator	472
				01/94→; →08/96; ⚡ OM446.925; 80A	8EL 732 707-001 Alternator	472
				01/94→; →08/96; ⚡ OM446.924; 80A	8EL 732 707-001 Alternator	472
2538,2538 L	320 kW		07/87→09/96	03/91→; →02/01; ⚡ OM440.978; 35A	8EL 731 715-001 Alternator	472
				03/91→; →09/96; ⚡ OM440.980; 35A	8EL 731 715-001 Alternator	472
				03/91→; ⚡ OM440.970; 35A	8EL 731 715-001 Alternator	472
2538 K, 2538 LK	280 kW		03/91→09/96	03/91→; →08/96; ⚡ OM402.975; 35A	8EL 731 715-001 Alternator	472
				⚡ OM402.971; 35A	8EL 731 715-001 Alternator	472
				⚡ OM402.972; 35A	8EL 731 715-001 Alternator	472
				03/91→; →08/96; ⚡ OM402.989; 35A	8EL 731 715-001 Alternator	472
				03/91→; →08/96; ⚡ OM402.986; 35A	8EL 731 715-001 Alternator	472
				03/91→; →08/96; ⚡ OM402.985; 35A	8EL 731 715-001 Alternator	472
2538 K, 2538 LK	280 kW		01/94→09/96	01/94→; →08/96; ⚡ OM446.925; 80A	8EL 732 707-001 Alternator	472
				01/94→; →08/96; ⚡ OM446.924; 80A	8EL 732 707-001 Alternator	472

Manufacturer - Model	Power	Displ.	Year of Constr.	Remark	Part Number	Page
MERCEDES-BENZ - SK						07/87→
2538 K, 2538 LK	320 kW		03/91→09/96	03/91→; -08/96; ⚡ OM440.980; 35A	8EL 731 715-001 Alternator	472
				03/91→; -08/96; ⚡ OM440.978; 35A	8EL 731 715-001 Alternator	472
				03/91→; -08/96; ⚡ OM440.970; 35A	8EL 731 715-001 Alternator	472
2538 K, 2538 LK	362 - 370 kW		03/91→09/96	03/91→; -08/96; ⚡ OM442.989; 35A	8EL 731 715-001 Alternator	472
				⚡ OM442.997; 35A	8EL 731 715-001 Alternator	472
				03/91→; -08/96; ⚡ OM440.971; 35A	8EL 731 715-001 Alternator	472
				03/91→; -08/96; ⚡ OM440.981; 35A	8EL 731 715-001 Alternator	472
				03/91→; -08/96; ⚡ OM442.997; 140A	8EL 737 364-001 Alternator	474
2538 S	370 kW		03/91→09/96	03/91→; -08/96; ⚡ OM440.981; 35A	8EL 731 715-001 Alternator	472
				03/91→; -08/96; ⚡ OM440.971; 35A	8EL 731 715-001 Alternator	472
2538 S,2538 LS	280 kW		07/87→09/96	03/91→; -08/96; ⚡ OM402.972; 35A	8EL 731 715-001 Alternator	472
				03/91→; -08/96; ⚡ OM402.975; 35A	8EL 731 715-001 Alternator	472
				03/91→; -08/96; ⚡ OM402.971; 35A	8EL 731 715-001 Alternator	472
				03/91→; -08/96; ⚡ OM402.985; 35A	8EL 731 715-001 Alternator	472
				03/91→; -08/96; ⚡ OM402.990; 35A	8EL 731 715-001 Alternator	472
				03/91→; -08/96; ⚡ OM402.989; 35A	8EL 731 715-001 Alternator	472
				03/91→; -08/96; ⚡ OM402.986; 35A	8EL 731 715-001 Alternator	472
				01/94→; -08/96; ⚡ OM446.928; 80A	8EL 732 707-001 Alternator	472
				01/94→; -08/96; ⚡ OM446.929; 80A	8EL 732 707-001 Alternator	472
				01/94→; -08/96; ⚡ OM446.924; 80A	8EL 732 707-001 Alternator	472
				01/94→; -08/96; ⚡ OM446.925; 80A	8EL 732 707-001 Alternator	472
2538 S,2538 LS	320 kW		07/87→09/96	03/91→; -08/96; ⚡ OM440.980; 35A	8EL 731 715-001 Alternator	472
				03/91→; -08/96; ⚡ OM440.970; 35A	8EL 731 715-001 Alternator	472
				03/91→; ⚡ OM440.978; 35A	8EL 731 715-001 Alternator	472
				01/94→; -08/96; ⚡ OM446.948; 80A	8EL 732 707-001 Alternator	472
				01/94→; -08/96; ⚡ OM446.942; 80A	8EL 732 707-001 Alternator	472
2544	320 kW		01/94→09/96	⚡ OM440.970; 55A	8EL 725 736-001 Alternator	468
				⚡ OM440.978; 55A	8EL 725 736-001 Alternator	468
				⚡ OM440.970; 35A	8EL 731 715-001 Alternator	472
				⚡ OM440.978; 35A	8EL 731 715-001 Alternator	472
				⚡ OM440.970; 80A	8EL 732 707-001 Alternator	472
				⚡ OM440.978; 80A	8EL 732 707-001 Alternator	472
2544,2544 L	320 kW		07/87→09/96	01/92→; -08/96; ⚡ OM440.970; 35A	8EL 731 715-001 Alternator	472
				01/92→; -08/96; ⚡ OM440.970; 80A	8EL 732 707-001 Alternator	472
				01/94→; -08/96; ⚡ OM446.922; 80A	8EL 732 707-001 Alternator	472
2544, 2544 L 3544	320 kW		01/92→09/96	⚡ OM440.970; 55A	8EL 725 736-001 Alternator	468
	320 kW			01/92→09/96	⚡ OM440.978; 55A	8EL 725 736-001 Alternator

Manufacturer - Model	Power	Displ.	Year of Constr.	Remark	Part Number	Page
MERCEDES-BENZ - SK						07/87→
2544, 2544 L 3544	320 kW 320 kW		01/92→09/96 01/92→09/96	☞ OM446.922; 55A	8EL 725 736-001 Alternator	468
				☞ OM440.978; 35A	8EL 731 715-001 Alternator	472
				☞ OM446.922; 35A	8EL 731 715-001 Alternator	472
				☞ OM440.970; 35A	8EL 731 715-001 Alternator	472
				☞ OM446.922; 80A	8EL 732 707-001 Alternator	472
				☞ OM440.970; 80A	8EL 732 707-001 Alternator	472
				☞ OM440.978; 80A	8EL 732 707-001 Alternator	472
2544 LS	320 kW		01/92→09/96	☞ OM446.942; 80A	8EL 732 707-001 Alternator	472
				☞ OM440.978; 80A	8EL 732 707-001 Alternator	472
				☞ OM440.970; 80A	8EL 732 707-001 Alternator	472
2544 S	320 kW		07/88→08/94	☞ OM440.970; 55A	8EL 725 736-001 Alternator	468
				☞ OM440.970; 35A	8EL 731 715-001 Alternator	472
				☞ OM440.970; 80A	8EL 732 707-001 Alternator	472
2544 S, LS	320 kW		01/92→09/96	☞ OM440.972; 55A	8EL 725 736-001 Alternator	468
				☞ OM440.972; 35A	8EL 731 715-001 Alternator	472
				01/92→; →08/96; ☞ OM440.970; 35A	8EL 731 715-001 Alternator	472
				01/92→; →08/96; ☞ OM440.970; 80A	8EL 732 707-001 Alternator	472
				☞ OM440.972; 80A	8EL 732 707-001 Alternator	472
				01/94→; →08/96; ☞ OM446.922; 80A	8EL 732 707-001 Alternator	472
2550	362 - 370 kW		07/87→09/96	☞ OM442.997; 55A	8EL 725 736-001 Alternator	468
				☞ OM442.989; 55A	8EL 725 736-001 Alternator	468
				☞ OM442.997; 35A	8EL 731 715-001 Alternator	472
				☞ OM442.989; 35A	8EL 731 715-001 Alternator	472
				☞ OM442.989; 80A	8EL 732 707-001 Alternator	472
				☞ OM442.997; 80A	8EL 732 707-001 Alternator	472
				☞ OM442.997; 140A	8EL 737 364-001 Alternator	474
				☞ OM442.989; 140A	8EL 737 364-001 Alternator	474
2550	370 - 390 kW		01/91→09/96	☞ OM440.971; 55A	8EL 725 736-001 Alternator	468
				☞ OM442.989; 55A	8EL 725 736-001 Alternator	468
				☞ OM440.973; 55A	8EL 725 736-001 Alternator	468
				☞ OM440.973; 35A	8EL 731 715-001 Alternator	472
				☞ OM442.989; 35A	8EL 731 715-001 Alternator	472
				☞ OM440.971; 35A	8EL 731 715-001 Alternator	472
				☞ OM442.989; 80A	8EL 732 707-001 Alternator	472
				☞ OM440.971; 80A	8EL 732 707-001 Alternator	472
				☞ OM440.973; 80A	8EL 732 707-001 Alternator	472
2550,2550 L	370 - 390 kW		07/87→09/96	01/91→; →08/96; ☞ OM442.997; 55A	8EL 725 736-001 Alternator	468

Manufacturer - Model	Power	Displ.	Year of Constr.	Remark	Part Number	Page
MERCEDES-BENZ - SK						07/87→
2550,2550 L	370 - 390 kW		07/87→09/96	07/91→; →08/96; ⚡ OM442.998; 55A	8EL 725 736-001 Alternator	468
				07/91→; →08/96; ⚡ OM442.998; 35A	8EL 731 715-001 Alternator	472
				01/91→; →08/96; ⚡ OM440.973; 35A	8EL 731 715-001 Alternator	472
				01/91→; ⚡ OM440.971; 35A	8EL 731 715-001 Alternator	472
				01/91→; →08/96; ⚡ OM442.997; 35A	8EL 731 715-001 Alternator	472
				01/94→; →08/96; ⚡ OM446.920; 80A	8EL 732 707-001 Alternator	472
				07/91→; →08/96; ⚡ OM442.998; 80A	8EL 732 707-001 Alternator	472
				01/91→; →08/96; ⚡ OM442.997; 80A	8EL 732 707-001 Alternator	472
2550 K	362 - 370 kW		07/87→09/96	⚡ OM442.997; 55A	8EL 725 736-001 Alternator	468
				⚡ OM440.981; 55A	8EL 725 736-001 Alternator	468
				⚡ OM442.997; 35A	8EL 731 715-001 Alternator	472
				⚡ OM440.981; 35A	8EL 731 715-001 Alternator	472
				⚡ OM440.981; 80A	8EL 732 707-001 Alternator	472
				⚡ OM442.997; 80A	8EL 732 707-001 Alternator	472
				⚡ OM440.981; 140A	8EL 737 364-001 Alternator	474
				⚡ OM442.997; 140A	8EL 737 364-001 Alternator	474
2550 S, 2550 LS	370 - 390 kW		01/91→09/96	07/91→; →08/96; ⚡ OM442.997; 55A	8EL 725 736-001 Alternator	468
				07/91→; ⚡ OM440.998; 55A	8EL 725 736-001 Alternator	468
				07/91→; →08/96; ⚡ OM442.997; 35A	8EL 731 715-001 Alternator	472
				07/91→; ⚡ OM440.998; 35A	8EL 731 715-001 Alternator	472
				01/91→; →08/96; ⚡ OM440.971; 35A	8EL 731 715-001 Alternator	472
				01/91→; →08/96; ⚡ OM440.973; 35A	8EL 731 715-001 Alternator	472
				01/94→; ⚡ OM446.920; 80A	8EL 732 707-001 Alternator	472
				07/91→; →08/96; ⚡ OM442.997; 80A	8EL 732 707-001 Alternator	472
				07/91→; ⚡ OM440.998; 80A	8EL 732 707-001 Alternator	472
				⚡ OM440.998; 140A	8EL 737 364-001 Alternator	474
2553,2553 L	390 kW		07/87→09/96	01/96→; →08/96; ⚡ OM446.920; 80A	8EL 732 707-001 Alternator	472
2553 S, 2553 LS	390 kW		01/96→09/96			
2629	213 - 218 kW		07/88→08/94	⚡ OM442.929; 35A	8EL 731 715-001 Alternator	472
				⚡ OM442.926; 35A	8EL 731 715-001 Alternator	472
				⚡ OM442.925; 35A	8EL 731 715-001 Alternator	472
				⚡ OM442.906; 35A	8EL 731 715-001 Alternator	472
				⚡ OM442.907; 35A	8EL 731 715-001 Alternator	472
				⚡ OM442.917; 35A	8EL 731 715-001 Alternator	472
				⚡ OM442.929; 80A	8EL 732 707-001 Alternator	472
				10/88→; →08/94; ⚡ OM442.907; 80A	8EL 732 707-001 Alternator	472
				10/88→; →08/94; ⚡ OM442.906; 80A	8EL 732 707-001 Alternator	472
				10/88→; →08/94; ⚡ OM442.917; 80A	8EL 732 707-001 Alternator	472

Manufacturer - Model	Power	Displ.	Year of Constr.	Remark	Part Number	Page
MERCEDES-BENZ - SK						07/87→
2629	213 - 218 kW		07/88→08/94	☞ OM442.925; 80A	8EL 732 707-001 Alternator	472
				☞ OM442.926; 80A	8EL 732 707-001 Alternator	472
2629	269 kW		07/88→08/94	☞ OM442.959; 35A	8EL 731 715-001 Alternator	472
				☞ OM442.959; 80A	8EL 732 707-001 Alternator	472
2629 A	213 - 218 kW		07/88→08/94	☞ OM442.907; 35A	8EL 731 715-001 Alternator	472
				☞ OM442.926; 35A	8EL 731 715-001 Alternator	472
				☞ OM442.907; 80A	8EL 732 707-001 Alternator	472
				10/88→; →08/94; ☞ OM442.926; 80A	8EL 732 707-001 Alternator	472
2629 A	269 kW		07/88→08/94	☞ OM442.959; 35A	8EL 731 715-001 Alternator	472
				☞ OM442.942; 35A	8EL 731 715-001 Alternator	472
				☞ OM442.966; 35A	8EL 731 715-001 Alternator	472
				☞ OM442.966; 80A	8EL 732 707-001 Alternator	472
				☞ OM442.942; 80A	8EL 732 707-001 Alternator	472
				☞ OM442.959; 80A	8EL 732 707-001 Alternator	472
2629 A	280 kW		07/88→08/94	☞ OM402.982; 35A	8EL 731 715-001 Alternator	472
				☞ OM402.982; 80A	8EL 732 707-001 Alternator	472
2629 A	320 kW		07/88→08/94	☞ OM440.970; 35A	8EL 731 715-001 Alternator	472
2629 AK	320 kW		07/88→08/94			
2635 A	320 kW		12/91→08/94			
2635 K	320 kW		07/91→08/94			
2629 A	340 kW		07/88→08/94	☞ OM443.940; 55A	8EL 725 736-001 Alternator	468
				☞ OM443.940; 35A	8EL 731 715-001 Alternator	472
				☞ OM443.940; 80A	8EL 732 707-001 Alternator	472
2629 A	362 - 370 kW		07/88→08/94	☞ OM440.971; 35A	8EL 731 715-001 Alternator	472
				☞ OM442.997; 35A	8EL 731 715-001 Alternator	472
				☞ OM442.989; 35A	8EL 731 715-001 Alternator	472
				☞ OM442.989; 80A	8EL 732 707-001 Alternator	472
				☞ OM442.997; 80A	8EL 732 707-001 Alternator	472
2629 AK	213 - 218 kW		07/88→08/94	☞ OM442.907; 55A	8EL 725 736-001 Alternator	468
2629 AS	213 - 218 kW		07/88→08/94	☞ OM442.907; 35A	8EL 731 715-001 Alternator	472
				☞ OM442.926; 35A	8EL 731 715-001 Alternator	472
				☞ OM442.907; 80A	8EL 732 707-001 Alternator	472
				10/88→; →08/94; ☞ OM442.926; 80A	8EL 732 707-001 Alternator	472
2629 AK	269 kW		07/88→08/94	☞ OM442.966; 55A	8EL 725 736-001 Alternator	468
				☞ OM442.942; 55A	8EL 725 736-001 Alternator	468
				☞ OM442.959; 55A	8EL 725 736-001 Alternator	468
				☞ OM442.966; 35A	8EL 731 715-001 Alternator	472
				☞ OM442.959; 35A	8EL 731 715-001 Alternator	472
				☞ OM442.942; 80A	8EL 732 707-001 Alternator	472

Manufacturer - Model	Power	Displ.	Year of Constr.	Remark	Part Number	Page
MERCEDES-BENZ - SK						07/87→
2629 AK	269 kW		07/88→08/94	☞ OM442.959; 80A	8EL 732 707-001 Alternator	472
				☞ OM442.966; 80A	8EL 732 707-001 Alternator	472
2629 AK	362 - 370 kW		07/88→08/94	☞ OM442.989; 55A	8EL 725 736-001 Alternator	468
				☞ OM442.997; 55A	8EL 725 736-001 Alternator	468
				☞ OM442.997; 35A	8EL 731 715-001 Alternator	472
				☞ OM440.971; 35A	8EL 731 715-001 Alternator	472
				☞ OM442.989; 35A	8EL 731 715-001 Alternator	472
				☞ OM442.989; 80A	8EL 732 707-001 Alternator	472
				☞ OM442.997; 80A	8EL 732 707-001 Alternator	472
2629 AS	362 - 370 kW		07/88→08/94	☞ OM442.997; 55A	8EL 725 736-001 Alternator	468
2635	370 kW		01/91→08/94			
2638 AK	370 kW		09/91→09/96	☞ OM442.997; 35A	8EL 731 715-001 Alternator	472
				☞ OM442.997; 80A	8EL 732 707-001 Alternator	472
2629 B	213 - 218 kW		07/88→08/94	☞ OM442.926; 55A	8EL 725 736-001 Alternator	468
				☞ OM442.925; 55A	8EL 725 736-001 Alternator	468
				☞ OM442.917; 35A	8EL 731 715-001 Alternator	472
				☞ OM442.926; 35A	8EL 731 715-001 Alternator	472
				☞ OM442.906; 35A	8EL 731 715-001 Alternator	472
				☞ OM442.907; 35A	8EL 731 715-001 Alternator	472
				☞ OM442.925; 35A	8EL 731 715-001 Alternator	472
				10/88→; →08/94; ☞ OM442.907; 80A	8EL 732 707-001 Alternator	472
				10/88→; →08/94; ☞ OM442.906; 80A	8EL 732 707-001 Alternator	472
				10/88→; →08/94; ☞ OM442.917; 80A	8EL 732 707-001 Alternator	472
				☞ OM442.925; 80A	8EL 732 707-001 Alternator	472
				☞ OM442.926; 80A	8EL 732 707-001 Alternator	472
				2629 K	213 - 218 kW	
☞ OM442.925; 55A	8EL 725 736-001 Alternator	468				
☞ OM442.929; 55A	8EL 725 736-001 Alternator	468				
☞ OM442.917; 35A	8EL 731 715-001 Alternator	472				
☞ OM442.926; 35A	8EL 731 715-001 Alternator	472				
☞ OM442.906; 35A	8EL 731 715-001 Alternator	472				
☞ OM442.907; 35A	8EL 731 715-001 Alternator	472				
☞ OM442.925; 35A	8EL 731 715-001 Alternator	472				
☞ OM442.929; 35A	8EL 731 715-001 Alternator	472				
10/88→; →08/94; ☞ OM442.917; 80A	8EL 732 707-001 Alternator	472				
10/88→; →08/94; ☞ OM442.907; 80A	8EL 732 707-001 Alternator	472				
10/88→; →08/94; ☞ OM442.906; 80A	8EL 732 707-001 Alternator	472				
☞ OM442.925; 80A	8EL 732 707-001 Alternator	472				

Manufacturer - Model	Power	Displ.	Year of Constr.	Remark	Part Number	Page
MERCEDES-BENZ - SK						07/87→
2629 K	213 - 218 kW		07/88→08/94	OM442.926; 80A	8EL 732 707-001 Alternator	472
				OM442.929; 80A	8EL 732 707-001 Alternator	472
2629 K	230 kW		07/88→08/94	OM401.979; 55A	8EL 725 736-001 Alternator	468
2629 K	362 kW		07/88→08/94	OM442.989; 55A	8EL 725 736-001 Alternator	468
2645 AS	362 kW		02/90→09/96			
2648 AK	362 - 370 kW		02/90→08/94	OM442.989; 35A	8EL 731 715-001 Alternator	472
2648 AS	362 - 370 kW		07/88→08/94			
3535 K	362 kW		10/88→08/94	OM442.989; 80A	8EL 732 707-001 Alternator	472
2629 S	213 - 218 kW		07/88→08/94	OM442.926; 55A	8EL 725 736-001 Alternator	468
				OM442.925; 55A	8EL 725 736-001 Alternator	468
				OM442.929; 55A	8EL 725 736-001 Alternator	468
				OM442.917; 35A	8EL 731 715-001 Alternator	472
				OM442.907; 35A	8EL 731 715-001 Alternator	472
				OM442.906; 35A	8EL 731 715-001 Alternator	472
				OM442.929; 35A	8EL 731 715-001 Alternator	472
				OM442.925; 35A	8EL 731 715-001 Alternator	472
				OM442.926; 35A	8EL 731 715-001 Alternator	472
				OM442.917; 80A	8EL 732 707-001 Alternator	472
				OM442.907; 80A	8EL 732 707-001 Alternator	472
				OM442.906; 80A	8EL 732 707-001 Alternator	472
				OM442.929; 80A	8EL 732 707-001 Alternator	472
				OM442.925; 80A	8EL 732 707-001 Alternator	472
				OM442.926; 80A	8EL 732 707-001 Alternator	472
2631	230 kW		06/92→09/96	OM401.993; 55A	8EL 725 736-001 Alternator	468
				OM401.987; 55A	8EL 725 736-001 Alternator	468
				OM401.981; 35A	8EL 731 715-001 Alternator	472
				OM401.972; 35A	8EL 731 715-001 Alternator	472
				OM401.987; 35A	8EL 731 715-001 Alternator	472
				OM401.972; 80A	8EL 732 707-001 Alternator	472
				OM401.979; 80A	8EL 732 707-001 Alternator	472
				OM401.987; 80A	8EL 732 707-001 Alternator	472
				OM401.981; 80A	8EL 732 707-001 Alternator	472
2631	230 - 250 kW		06/92→09/96	OM445.931; 55A	8EL 725 736-001 Alternator	468
				OM441.998; 55A	8EL 725 736-001 Alternator	468
				OM445.929; 55A	8EL 725 736-001 Alternator	468
				OM445.930; 55A	8EL 725 736-001 Alternator	468
				06/92→; →08/96; OM445.920; 55A	8EL 725 736-001 Alternator	468
				OM445.931; 35A	8EL 731 715-001 Alternator	472
				OM445.929; 35A	8EL 731 715-001 Alternator	472

Manufacturer - Model	Power	Displ.	Year of Constr.	Remark	Part Number	Page
MERCEDES-BENZ - SK						07/87→
2631	230 - 250 kW		06/92→09/96	☺ OM445.930; 35A	8EL 731 715-001 Alternator	472
				☺ OM441.998; 35A	8EL 731 715-001 Alternator	472
				☺ OM445.920; 35A	8EL 731 715-001 Alternator	472
				☺ OM445.930; 80A	8EL 732 707-001 Alternator	472
				☺ OM445.929; 80A	8EL 732 707-001 Alternator	472
				☺ OM445.920; 80A	8EL 732 707-001 Alternator	472
				☺ OM445.931; 80A	8EL 732 707-001 Alternator	472
2631 A 2631 AK, 2634 AK 2631 AS	230 kW 230 kW 230 kW		06/92→09/96 06/92→09/96 06/92→09/96	06/92→; →08/96; ☺ OM401.986; 35A	8EL 731 715-001 Alternator	472
				06/92→; →08/96; ☺ OM401.986; 80A	8EL 732 707-001 Alternator	472
2631 A 2631 AK, 2634 AK	230 kW 230 kW		01/94→09/96 01/94→09/96	01/94→; →08/96; ☺ OM445.930; 55A	8EL 725 736-001 Alternator	468
				☺ OM445.930; 35A	8EL 731 715-001 Alternator	472
				☺ OM445.930; 80A	8EL 732 707-001 Alternator	472
2631 B	230 kW		06/92→09/96	06/92→; →08/96; ☺ OM401.987; 55A	8EL 725 736-001 Alternator	468
				☺ OM401.993; 55A	8EL 725 736-001 Alternator	468
				06/92→; →08/96; ☺ OM401.981; 35A	8EL 731 715-001 Alternator	472
				☺ OM401.993; 35A	8EL 731 715-001 Alternator	472
				06/92→; →08/96; ☺ OM401.972; 35A	8EL 731 715-001 Alternator	472
				06/92→; →08/96; ☺ OM401.979; 80A	8EL 732 707-001 Alternator	472
				06/92→; →08/96; ☺ OM401.981; 80A	8EL 732 707-001 Alternator	472
				06/92→; →08/96; ☺ OM401.993; 80A	8EL 732 707-001 Alternator	472
				06/92→; →08/96; ☺ OM401.972; 80A	8EL 732 707-001 Alternator	472
				☺ OM401.987; 80A	8EL 732 707-001 Alternator	472
2631 K	230 kW		07/88→08/94	☺ OM401.979; 55A	8EL 725 736-001 Alternator	468
				☺ OM401.979; 35A	8EL 731 715-001 Alternator	472
				☺ OM445.929; 35A	8EL 731 715-001 Alternator	472
				☺ OM441.998; 35A	8EL 731 715-001 Alternator	472
				☺ OM401.979; 80A	8EL 732 707-001 Alternator	472
				☺ OM445.929; 80A	8EL 732 707-001 Alternator	472
2631 S	230 kW		06/92→09/96	06/92→; →08/96; ☺ OM401.987; 55A	8EL 725 736-001 Alternator	468
				01/94→; →08/96; ☺ OM445.930; 55A	8EL 725 736-001 Alternator	468
				01/94→; →08/96; ☺ OM445.931; 55A	8EL 725 736-001 Alternator	468
				01/94→; →08/96; ☺ OM445.929; 55A	8EL 725 736-001 Alternator	468
				06/92→; →08/96; ☺ OM401.993; 55A	8EL 725 736-001 Alternator	468
				06/92→; →08/96; ☺ OM401.981; 35A	8EL 731 715-001 Alternator	472
				06/92→; →08/96; ☺ OM441.998; 35A	8EL 731 715-001 Alternator	472
				☺ OM401.987; 35A	8EL 731 715-001 Alternator	472
				☺ OM401.993; 35A	8EL 731 715-001 Alternator	472

Manufacturer - Model	Power	Displ.	Year of Constr.	Remark	Part Number	Page
MERCEDES-BENZ - SK						07/87→
2631 S	230 kW		06/92→09/96	06/92→; →08/96; ⚙️ OM401.972; 35A	8EL 731 715-001 Alternator	472
				⚙️ OM445.929; 35A	8EL 731 715-001 Alternator	472
				⚙️ OM445.931; 35A	8EL 731 715-001 Alternator	472
				⚙️ OM445.930; 35A	8EL 731 715-001 Alternator	472
				06/92→; →08/96; ⚙️ OM401.979; 80A	8EL 732 707-001 Alternator	472
				06/92→; →08/96; ⚙️ OM401.981; 80A	8EL 732 707-001 Alternator	472
				⚙️ OM401.987; 80A	8EL 732 707-001 Alternator	472
				⚙️ OM445.931; 80A	8EL 732 707-001 Alternator	472
				⚙️ OM445.930; 80A	8EL 732 707-001 Alternator	472
				06/92→; →08/96; ⚙️ OM401.972; 80A	8EL 732 707-001 Alternator	472
				⚙️ OM401.993; 80A	8EL 732 707-001 Alternator	472
				⚙️ OM445.929; 80A	8EL 732 707-001 Alternator	472
				2634 S	250 kW	
⚙️ OM441.986; 35A	8EL 731 715-001 Alternator	472				
⚙️ OM441.986; 80A	8EL 732 707-001 Alternator	472				
2635	210 kW		07/88→08/94	⚙️ OM442.923; 55A	8EL 725 736-001 Alternator	468
				⚙️ OM442.909; 55A	8EL 725 736-001 Alternator	468
				⚙️ OM442.909; 35A	8EL 731 715-001 Alternator	472
				⚙️ OM442.923; 35A	8EL 731 715-001 Alternator	472
				⚙️ OM442.909; 80A	8EL 732 707-001 Alternator	472
				⚙️ OM442.923; 80A	8EL 732 707-001 Alternator	472
2635	260 - 269 kW		07/88→08/94	⚙️ OM442.976; 55A	8EL 725 736-001 Alternator	468
				⚙️ OM442.976; 35A	8EL 731 715-001 Alternator	472
				⚙️ OM442.964; 35A	8EL 731 715-001 Alternator	472
				⚙️ OM442.966; 35A	8EL 731 715-001 Alternator	472
				⚙️ OM442.944; 35A	8EL 731 715-001 Alternator	472
				10/88→; →08/94; ⚙️ OM442.964; 80A	8EL 732 707-001 Alternator	472
				10/88→; →08/94; ⚙️ OM442.944; 80A	8EL 732 707-001 Alternator	472
				10/88→; →08/94; ⚙️ OM442.976; 80A	8EL 732 707-001 Alternator	472
				10/88→; →08/94; ⚙️ OM442.966; 80A	8EL 732 707-001 Alternator	472
2635 A	260 - 269 kW		02/90→08/94	⚙️ OM442.972; 35A	8EL 731 715-001 Alternator	472
				⚙️ OM442.942; 35A	8EL 731 715-001 Alternator	472
				⚙️ OM442.966; 35A	8EL 731 715-001 Alternator	472
				⚙️ OM442.972; 80A	8EL 732 707-001 Alternator	472
				⚙️ OM442.942; 80A	8EL 732 707-001 Alternator	472
				⚙️ OM442.966; 80A	8EL 732 707-001 Alternator	472
2635 AK	250 - 269 kW		02/90→08/94	⚙️ OM442.942; 35A	8EL 731 715-001 Alternator	472

Manufacturer - Model	Power	Displ.	Year of Constr.	Remark	Part Number	Page
MERCEDES-BENZ - SK						07/87→
2635 AK	250 - 269 kW		02/90→08/94	☺ OM442.972; 35A	8EL 731 715-001 Alternator	472
				☺ OM442.966; 35A	8EL 731 715-001 Alternator	472
				☺ 03/91→; →08/94; ☺ OM440.942; 35A	8EL 731 715-001 Alternator	472
				☺ 03/91→; →08/94; ☺ OM440.941; 35A	8EL 731 715-001 Alternator	472
				☺ OM442.972; 80A	8EL 732 707-001 Alternator	472
				☺ OM442.942; 80A	8EL 732 707-001 Alternator	472
				☺ OM442.966; 80A	8EL 732 707-001 Alternator	472
2635 AK	362 - 370 kW		02/90→08/94	☺ OM442.997; 55A	8EL 725 736-001 Alternator	468
				☺ OM442.989; 55A	8EL 725 736-001 Alternator	468
				☺ OM442.989; 35A	8EL 731 715-001 Alternator	472
				☺ OM442.997; 35A	8EL 731 715-001 Alternator	472
				☺ 12/91→; →08/94; ☺ OM440.973; 35A	8EL 731 715-001 Alternator	472
				☺ 12/91→; →08/94; ☺ OM440.971; 35A	8EL 731 715-001 Alternator	472
				☺ OM442.989; 80A	8EL 732 707-001 Alternator	472
2635 AS	250 - 269 kW		02/92→08/94	☺ OM442.966; 35A	8EL 731 715-001 Alternator	472
				☺ OM442.972; 35A	8EL 731 715-001 Alternator	472
				☺ OM440.941; 35A	8EL 731 715-001 Alternator	472
				☺ OM440.942; 35A	8EL 731 715-001 Alternator	472
				☺ OM442.942; 35A	8EL 731 715-001 Alternator	472
				☺ OM442.942; 80A	8EL 732 707-001 Alternator	472
				☺ OM442.966; 80A	8EL 732 707-001 Alternator	472
2635 AS	362 kW		02/90→09/96	☺ 10/88→; →01/94; ☺ OM442.989; 55A	8EL 725 736-001 Alternator	468
				☺ OM442.989; 35A	8EL 731 715-001 Alternator	472
				☺ OM442.989; 80A	8EL 732 707-001 Alternator	472
2635 K	250 - 269 kW		07/88→08/94	☺ OM442.944; 35A	8EL 731 715-001 Alternator	472
				☺ OM442.964; 35A	8EL 731 715-001 Alternator	472
				☺ OM442.966; 35A	8EL 731 715-001 Alternator	472
				☺ 03/91→; →08/94; ☺ OM440.940; 35A	8EL 731 715-001 Alternator	472
				☺ 10/88→; →08/94; ☺ OM442.944; 80A	8EL 732 707-001 Alternator	472
				☺ OM440.940; 80A	8EL 732 707-001 Alternator	472
				☺ 10/88→; →08/94; ☺ OM442.966; 80A	8EL 732 707-001 Alternator	472
2635 K 2635 S 2650 K	362 - 370 kW		07/88→08/94	☺ OM442.989; 55A	8EL 725 736-001 Alternator	468
				☺ OM442.994; 55A	8EL 725 736-001 Alternator	468
				☺ OM442.997; 55A	8EL 725 736-001 Alternator	468

Manufacturer - Model	Power	Displ.	Year of Constr.	Remark	Part Number	Page
MERCEDES-BENZ - SK						07/87→
2635 K	362 - 370 kW		07/88→08/94	☞ OM442.994; 35A	8EL 731 715-001 Alternator	472
2635 S	362 - 370 kW		07/88→08/94			
2650 K	362 - 370 kW		07/88→08/94	☞ OM442.997; 35A	8EL 731 715-001 Alternator	472
				☞ OM442.989; 35A	8EL 731 715-001 Alternator	472
				☞ OM442.989; 80A	8EL 732 707-001 Alternator	472
				☞ OM442.997; 80A	8EL 732 707-001 Alternator	472
				☞ OM442.994; 80A	8EL 732 707-001 Alternator	472
2635 S	250 - 269 kW		07/88→08/94	☞ OM442.944; 35A	8EL 731 715-001 Alternator	472
				☞ OM442.964; 35A	8EL 731 715-001 Alternator	472
				☞ OM442.966; 35A	8EL 731 715-001 Alternator	472
				03/91→; →08/94; ☞ OM440.940; 35A	8EL 731 715-001 Alternator	472
				10/88→; →08/94; ☞ OM442.944; 80A	8EL 732 707-001 Alternator	472
				10/88→; →08/94; ☞ OM442.964; 80A	8EL 732 707-001 Alternator	472
				10/88→; →08/94; ☞ OM442.966; 80A	8EL 732 707-001 Alternator	472
2638, 2638 L	280 kW		09/91→09/96	09/91→; →08/96; ☞ OM402.975; 55A	8EL 725 736-001 Alternator	468
				03/91→; →08/96; ☞ OM402.986; 55A	8EL 725 736-001 Alternator	468
				09/91→; →08/96; ☞ OM402.971; 55A	8EL 725 736-001 Alternator	468
				09/91→; →08/96; ☞ OM402.972; 55A	8EL 725 736-001 Alternator	468
				01/94→; →08/96; ☞ OM446.925; 55A	8EL 725 736-001 Alternator	468
				01/94→; →08/96; ☞ OM446.924; 55A	8EL 725 736-001 Alternator	468
				03/91→; →08/96; ☞ OM402.985; 55A	8EL 725 736-001 Alternator	468
				01/94→; →08/96; ☞ OM446.926; 55A	8EL 725 736-001 Alternator	468
				09/91→; →08/96; ☞ OM402.971; 35A	8EL 731 715-001 Alternator	472
				03/91→; →08/96; ☞ OM402.986; 35A	8EL 731 715-001 Alternator	472
				09/91→; →08/96; ☞ OM440.990; 35A	8EL 731 715-001 Alternator	472
				03/91→; →08/96; ☞ OM402.985; 35A	8EL 731 715-001 Alternator	472
				09/91→; →08/96; ☞ OM402.972; 35A	8EL 731 715-001 Alternator	472
				09/91→; →08/96; ☞ OM402.975; 35A	8EL 731 715-001 Alternator	472
				03/91→; →08/96; ☞ OM402.986; 80A	8EL 732 707-001 Alternator	472
				03/91→; →08/96; ☞ OM402.985; 80A	8EL 732 707-001 Alternator	472
				01/94→; →08/96; ☞ OM446.925; 80A	8EL 732 707-001 Alternator	472
				01/94→; →08/96; ☞ OM446.926; 80A	8EL 732 707-001 Alternator	472
				01/94→; →08/96; ☞ OM446.924; 80A	8EL 732 707-001 Alternator	472
				09/91→; →08/96; ☞ OM402.972; 80A	8EL 732 707-001 Alternator	472
				09/91→; →08/96; ☞ OM402.971; 80A	8EL 732 707-001 Alternator	472
				09/91→; →08/96; ☞ OM402.975; 80A	8EL 732 707-001 Alternator	472
2638, 2638 L	320 kW		09/91→09/96	09/91→; →08/96; ☞ OM440.978; 35A	8EL 731 715-001 Alternator	472
2638 K	320 kW		09/91→09/96			
2638 S	320 kW		09/91→09/96	09/91→; →08/96; ☞ OM440.970; 35A	8EL 731 715-001 Alternator	472

Manufacturer - Model	Power	Displ.	Year of Constr.	Remark	Part Number	Page
MERCEDES-BENZ - SK						07/87→
2638, 2638 L	370 kW		09/91→09/96	09/91→; →08/96; ⚡ OM440.981; 35A	8EL 731 715-001 Alternator	472
2638 A, LA	280 kW		09/91→09/96	⚡ OM402.978; 55A	8EL 725 736-001 Alternator	468
				⚡ OM402.996; 55A	8EL 725 736-001 Alternator	468
				⚡ OM402.975; 55A	8EL 725 736-001 Alternator	468
				⚡ OM402.978; 35A	8EL 731 715-001 Alternator	472
				⚡ OM402.975; 35A	8EL 731 715-001 Alternator	472
				⚡ OM402.996; 35A	8EL 731 715-001 Alternator	472
				01/94→; →09/96; ⚡ OM446.927; 80A	8EL 732 707-001 Alternator	472
				⚡ OM402.996; 80A	8EL 732 707-001 Alternator	472
				⚡ OM402.978; 80A	8EL 732 707-001 Alternator	472
				⚡ OM402.975; 80A	8EL 732 707-001 Alternator	472
2638 A, LA	320 kW		09/91→09/96	07/92→; →09/96; ⚡ OM440.979; 35A	8EL 731 715-001 Alternator	472
				07/92→; →09/96; ⚡ OM440.970; 35A	8EL 731 715-001 Alternator	472
2638 AK	280 kW		07/92→09/96	07/92→; →08/96; ⚡ OM402.996; 55A	8EL 725 736-001 Alternator	468
				07/92→; →08/96; ⚡ OM402.975; 55A	8EL 725 736-001 Alternator	468
				07/92→; →08/96; ⚡ OM402.978; 55A	8EL 725 736-001 Alternator	468
				07/92→; →08/96; ⚡ OM402.996; 35A	8EL 731 715-001 Alternator	472
				07/92→; →08/96; ⚡ OM402.978; 35A	8EL 731 715-001 Alternator	472
				07/92→; →08/96; ⚡ OM402.975; 35A	8EL 731 715-001 Alternator	472
				07/92→; →08/96; ⚡ OM402.996; 80A	8EL 732 707-001 Alternator	472
				07/92→; →08/96; ⚡ OM402.978; 80A	8EL 732 707-001 Alternator	472
				07/92→; →08/96; ⚡ OM402.975; 80A	8EL 732 707-001 Alternator	472
2638 AK	320 kW		07/92→09/96	01/94→; →08/96; ⚡ OM446.936; 35A	8EL 731 715-001 Alternator	472
				07/92→; →08/96; ⚡ OM440.979; 35A	8EL 731 715-001 Alternator	472
				07/92→; →08/96; ⚡ OM440.970; 35A	8EL 731 715-001 Alternator	472
2638 AS	280 kW		07/92→09/96	07/92→; →08/96; ⚡ OM402.975; 35A	8EL 731 715-001 Alternator	472
				07/92→; →08/96; ⚡ OM402.996; 35A	8EL 731 715-001 Alternator	472
				07/92→; →08/96; ⚡ OM402.978; 35A	8EL 731 715-001 Alternator	472
				07/92→; →08/96; ⚡ OM402.996; 80A	8EL 732 707-001 Alternator	472
				07/92→; →08/96; ⚡ OM402.978; 80A	8EL 732 707-001 Alternator	472
				07/92→; →08/96; ⚡ OM402.975; 80A	8EL 732 707-001 Alternator	472
2638 AS	320 kW		07/92→09/96	07/92→; →08/96; ⚡ OM446.936; 35A	8EL 731 715-001 Alternator	472
				07/92→; →08/96; ⚡ OM440.979; 35A	8EL 731 715-001 Alternator	472
				07/92→; →08/96; ⚡ OM440.970; 35A	8EL 731 715-001 Alternator	472
2638 AS	370 kW		07/92→09/96	07/92→; →08/96; ⚡ OM440.982; 35A	8EL 731 715-001 Alternator	472
2638 K	280 kW		09/91→09/96	09/91→; →08/96; ⚡ OM402.986; 55A	8EL 725 736-001 Alternator	468
				09/91→; →08/96; ⚡ OM402.985; 55A	8EL 725 736-001 Alternator	468

Manufacturer - Model	Power	Displ.	Year of Constr.	Remark	Part Number	Page
MERCEDES-BENZ - SK						07/87→
2638 K	280 kW		09/91→09/96	01/94→; -08/96; OM446.926; 55A	8EL 725 736-001 Alternator	468
				01/94→; -08/96; OM446.924; 55A	8EL 725 736-001 Alternator	468
				01/94→; -08/96; OM446.925; 55A	8EL 725 736-001 Alternator	468
				09/91→; -08/96; OM402.972; 35A	8EL 731 715-001 Alternator	472
				09/91→; -08/96; OM402.971; 35A	8EL 731 715-001 Alternator	472
				OM402.986; 35A	8EL 731 715-001 Alternator	472
				09/91→; -08/96; OM440.990; 35A	8EL 731 715-001 Alternator	472
				09/91→; -08/96; OM402.975; 35A	8EL 731 715-001 Alternator	472
				OM402.985; 35A	8EL 731 715-001 Alternator	472
				09/91→; -08/96; OM402.971; 80A	8EL 732 707-001 Alternator	472
				09/91→; -08/96; OM402.972; 80A	8EL 732 707-001 Alternator	472
				01/94→; -08/96; OM446.924; 80A	8EL 732 707-001 Alternator	472
				OM402.986; 80A	8EL 732 707-001 Alternator	472
				OM402.985; 80A	8EL 732 707-001 Alternator	472
				09/91→; -08/96; OM402.975; 80A	8EL 732 707-001 Alternator	472
				01/94→; -08/96; OM446.925; 80A	8EL 732 707-001 Alternator	472
01/94→; -08/96; OM446.926; 80A	8EL 732 707-001 Alternator	472				
2638 K	362 kW		09/91→09/96	09/91→; -08/96; OM442.989; 55A	8EL 725 736-001 Alternator	468
				OM442.989; 35A	8EL 731 715-001 Alternator	472
				OM442.989; 80A	8EL 732 707-001 Alternator	472
2638 K 2638 S	370 kW 370 kW		09/91→09/96 09/91→09/96	09/91→; -08/96; OM442.997; 35A	8EL 731 715-001 Alternator	472
				09/91→; -08/96; OM440.981; 35A	8EL 731 715-001 Alternator	472
2644, 2644 L	320 kW		01/92→09/96	01/94→; -09/96; OM446.922; 55A	8EL 725 736-001 Alternator	468
				OM440.970; 35A	8EL 731 715-001 Alternator	472
				01/94→; -09/96; OM446.922; 80A	8EL 732 707-001 Alternator	472
				OM440.970; 80A	8EL 732 707-001 Alternator	472
2644 A	320 kW		01/92→09/96	OM440.970; 55A	8EL 725 736-001 Alternator	468
				OM440.979; 55A	8EL 725 736-001 Alternator	468
				OM440.970; 35A	8EL 731 715-001 Alternator	472
				OM440.979; 35A	8EL 731 715-001 Alternator	472
				01/94→; -09/96; OM446.936; 80A	8EL 732 707-001 Alternator	472
				OM440.970; 80A	8EL 732 707-001 Alternator	472
				OM440.979; 80A	8EL 732 707-001 Alternator	472
2644 S	320 kW		01/92→09/96	OM440.970; 35A	8EL 731 715-001 Alternator	472
				01/94→; -09/96; OM446.922; 80A	8EL 732 707-001 Alternator	472
				OM440.970; 80A	8EL 732 707-001 Alternator	472

Manufacturer - Model	Power	Displ.	Year of Constr.	Remark	Part Number	Page
MERCEDES-BENZ - SK						07/87→
2648 S	329 kW		12/88→07/92	☞ OM442.983; 55A	8EL 725 736-001 Alternator	468
				☞ OM442.983; 35A	8EL 731 715-001 Alternator	472
				☞ OM442.983; 80A	8EL 732 707-001 Alternator	472
2648 S	353 - 362 kW		12/88→07/92	☞ OM442.989; 35A	8EL 731 715-001 Alternator	472
				☞ OM442.985; 35A	8EL 731 715-001 Alternator	472
				☞ OM442.994; 35A	8EL 731 715-001 Alternator	472
				☞ OM442.992; 35A	8EL 731 715-001 Alternator	472
				☞ OM442.985; 80A	8EL 732 707-001 Alternator	472
				☞ OM442.989; 80A	8EL 732 707-001 Alternator	472
				☞ OM442.992; 80A	8EL 732 707-001 Alternator	472
				☞ OM442.994; 80A	8EL 732 707-001 Alternator	472
2650, 2650 L	362 - 370 kW		07/92→09/96	☞ OM440.973; 55A	8EL 725 736-001 Alternator	468
				☞ OM442.997; 35A	8EL 731 715-001 Alternator	472
				☞ OM440.973; 35A	8EL 731 715-001 Alternator	472
				☞ OM442.997; 80A	8EL 732 707-001 Alternator	472
				☞ OM440.973; 80A	8EL 732 707-001 Alternator	472
2650 A	370 kW		07/87→09/96	☞ OM440.982; 55A	8EL 725 736-001 Alternator	468
				☞ OM440.982; 35A	8EL 731 715-001 Alternator	472
2650 AK	362 - 370 kW		07/88→08/94	☞ OM440.971; 55A	8EL 725 736-001 Alternator	468
				☞ OM442.989; 55A	8EL 725 736-001 Alternator	468
				☞ OM442.997; 55A	8EL 725 736-001 Alternator	468
				☞ OM442.997; 35A	8EL 731 715-001 Alternator	472
				☞ OM442.989; 35A	8EL 731 715-001 Alternator	472
				☞ OM440.971; 35A	8EL 731 715-001 Alternator	472
				☞ OM442.989; 80A	8EL 732 707-001 Alternator	472
				☞ OM440.971; 80A	8EL 732 707-001 Alternator	472
2650 AS	362 - 370 kW		01/94→09/96	☞ OM442.997; 55A	8EL 725 736-001 Alternator	468
				☞ OM440.982; 55A	8EL 725 736-001 Alternator	468
				☞ OM442.997; 35A	8EL 731 715-001 Alternator	472
				☞ OM440.982; 35A	8EL 731 715-001 Alternator	472
2650 S	370 kW		07/92→09/96	☞ OM440.973; 35A	8EL 731 715-001 Alternator	472
				☞ OM442.997; 35A	8EL 731 715-001 Alternator	472
				☞ OM440.971; 35A	8EL 731 715-001 Alternator	472
				☞ OM442.997; 80A	8EL 732 707-001 Alternator	472
2650	390 kW		09/95→09/96	01/96→; ☞ OM446.920; 80A	8EL 732 707-001 Alternator	472
2653 AK	390 kW		07/92→09/96	☞ OM446.946; 80A	8EL 732 707-001 Alternator	472
3053 S	390 kW		01/94→09/96	☞ OM446.933; 80A	8EL 732 707-001 Alternator	472

Manufacturer - Model	Power	Displ.	Year of Constr.	Remark	Part Number	Page
MERCEDES-BENZ - SK						07/87→
3053 S	370 kW		12/93→09/96	☞ OM440.976; 55A	8EL 725 736-001 Alternator	468
				☞ OM440.976; 35A	8EL 731 715-001 Alternator	472
				☞ OM440.976; 80A	8EL 732 707-001 Alternator	472
3229	213 - 218 kW		09/89→08/94	☞ OM442.916; 55A	8EL 725 736-001 Alternator	468
				☞ OM442.915; 55A	8EL 725 736-001 Alternator	468
				☞ OM442.915; 35A	8EL 731 715-001 Alternator	472
				☞ OM442.916; 35A	8EL 731 715-001 Alternator	472
				09/89→; →08/91; ☞ OM442.927; 35A	8EL 731 715-001 Alternator	472
				09/89→; →08/91; ☞ OM442.928; 35A	8EL 731 715-001 Alternator	472
				☞ OM442.915; 80A	8EL 732 707-001 Alternator	472
				☞ OM442.916; 80A	8EL 732 707-001 Alternator	472
				☞ OM442.928; 80A	8EL 732 707-001 Alternator	472
				☞ OM442.927; 80A	8EL 732 707-001 Alternator	472
3229 B	213 - 218 kW		09/89→07/92	☞ OM442.916; 27A	8EL 725 626-001 Alternator	467
				☞ OM442.916; 55A	8EL 725 736-001 Alternator	468
				☞ OM442.915; 55A	8EL 725 736-001 Alternator	468
				☞ OM442.916; 30A	8EL 725 858-001 Alternator	469
				☞ OM442.916; 35A	8EL 731 715-001 Alternator	472
				09/89→; →08/91; ☞ OM442.927; 35A	8EL 731 715-001 Alternator	472
				09/89→; →08/91; ☞ OM442.928; 35A	8EL 731 715-001 Alternator	472
				☞ OM442.915; 35A	8EL 731 715-001 Alternator	472
				☞ OM442.916; 80A	8EL 732 707-001 Alternator	472
				☞ OM442.927; 80A	8EL 732 707-001 Alternator	472
				☞ OM442.928; 80A	8EL 732 707-001 Alternator	472
3229 K	210 - 218 kW		09/89→01/92	☞ OM442.923; 55A	8EL 725 736-001 Alternator	468
				☞ OM442.916; 55A	8EL 725 736-001 Alternator	468
				☞ OM442.915; 55A	8EL 725 736-001 Alternator	468
				☞ OM442.915; 35A	8EL 731 715-001 Alternator	472
				☞ OM442.916; 35A	8EL 731 715-001 Alternator	472
				☞ OM442.923; 35A	8EL 731 715-001 Alternator	472
				09/89→; →08/91; ☞ OM442.927; 35A	8EL 731 715-001 Alternator	472
				09/89→; →08/91; ☞ OM442.928; 35A	8EL 731 715-001 Alternator	472
				☞ OM442.915; 80A	8EL 732 707-001 Alternator	472
				☞ OM442.916; 80A	8EL 732 707-001 Alternator	472
				☞ OM442.927; 80A	8EL 732 707-001 Alternator	472
				☞ OM442.923; 80A	8EL 732 707-001 Alternator	472

Manufacturer - Model	Power	Displ.	Year of Constr.	Remark	Part Number	Page
MERCEDES-BENZ - SK						07/87→
3229 K	210 - 218 kW		09/89→01/92	☞ OM442.928; 80A	8EL 732 707-001 Alternator	472
3233 B	250 kW		10/90→07/92	10/90→; →08/91; ☞ OM441.985; 35A	8EL 731 715-001 Alternator	472
				10/90→; →08/91; ☞ OM441.982; 35A	8EL 731 715-001 Alternator	472
				☞ OM441.982; 80A	8EL 732 707-001 Alternator	472
				☞ OM441.985; 80A	8EL 732 707-001 Alternator	472
3233 K	250 kW		10/90→07/92	10/90→; →08/91; ☞ OM441.982; 35A	8EL 731 715-001 Alternator	472
				☞ OM441.982; 80A	8EL 732 707-001 Alternator	472
3234 B	250 kW		02/92→09/96	☞ OM445.922; 55A	8EL 725 736-001 Alternator	468
				☞ OM445.922; 35A	8EL 731 715-001 Alternator	472
				☞ OM441.990; 80A	8EL 732 707-001 Alternator	472
				☞ OM441.988; 80A	8EL 732 707-001 Alternator	472
				☞ OM445.922; 80A	8EL 732 707-001 Alternator	472
				☞ OM441.992; 80A	8EL 732 707-001 Alternator	472
3234 K	250 kW		02/92→09/96	01/94→; →09/96; ☞ OM445.922; 55A	8EL 725 736-001 Alternator	468
				☞ OM445.922; 35A	8EL 731 715-001 Alternator	472
				☞ OM441.990; 80A	8EL 732 707-001 Alternator	472
				☞ OM441.988; 80A	8EL 732 707-001 Alternator	472
				☞ OM445.922; 80A	8EL 732 707-001 Alternator	472
				☞ OM441.992; 80A	8EL 732 707-001 Alternator	472
3235	260 - 269 kW		10/88→07/92	10/88→; →08/91; ☞ OM442.959; 35A	8EL 731 715-001 Alternator	472
				☞ OM442.959; 80A	8EL 732 707-001 Alternator	472
3235 K	260 - 269 kW		07/87→07/92	07/87→; →02/91; ☞ OM442.952; 35A	8EL 731 715-001 Alternator	472
				03/91→; →08/91; ☞ OM442.959; 35A	8EL 731 715-001 Alternator	472
				07/87→; →02/91; ☞ OM442.950; 35A	8EL 731 715-001 Alternator	472
				10/88→; →05/91; ☞ OM442.952; 80A	8EL 732 707-001 Alternator	472
				06/91→; →07/92; ☞ OM442.959; 80A	8EL 732 707-001 Alternator	472
				10/88→; →05/91; ☞ OM442.950; 80A	8EL 732 707-001 Alternator	472
3238	261 kW		03/91→09/96	☞ OM423.907; 55A	8EL 725 736-001 Alternator	468
				☞ OM423.905; 55A	8EL 725 736-001 Alternator	468
				☞ OM423.905; 35A	8EL 731 715-001 Alternator	472
				☞ OM423.907; 35A	8EL 731 715-001 Alternator	472
				☞ OM423.907; 80A	8EL 732 707-001 Alternator	472
				☞ OM423.905; 80A	8EL 732 707-001 Alternator	472
3238	280 kW		10/90→09/96	☞ OM402.987; 55A	8EL 725 736-001 Alternator	468
				☞ OM402.977; 55A	8EL 725 736-001 Alternator	468
				10/90→; →08/91; ☞ OM402.971; 35A	8EL 731 715-001 Alternator	472
				10/90→; →08/91; ☞ OM402.982; 35A	8EL 731 715-001 Alternator	472

Manufacturer - Model	Power	Displ.	Year of Constr.	Remark	Part Number	Page
MERCEDES-BENZ - SK						07/87→
3238	280 kW		10/90→09/96	10/90→; →08/91; ⚙️ OM402.973; 35A	8EL 731 715-001 Alternator	472
				⚙️ OM402.977; 35A	8EL 731 715-001 Alternator	472
				⚙️ OM402.987; 35A	8EL 731 715-001 Alternator	472
				⚙️ OM402.982; 80A	8EL 732 707-001 Alternator	472
				⚙️ OM402.987; 80A	8EL 732 707-001 Alternator	472
				⚙️ OM402.977; 80A	8EL 732 707-001 Alternator	472
				⚙️ OM402.973; 80A	8EL 732 707-001 Alternator	472
				⚙️ OM402.971; 80A	8EL 732 707-001 Alternator	472
3238	280 kW		03/91→09/96	⚙️ OM402.985; 55A	8EL 725 736-001 Alternator	468
				⚙️ OM402.971; 55A	8EL 725 736-001 Alternator	468
				⚙️ OM402.975; 55A	8EL 725 736-001 Alternator	468
				⚙️ OM402.985; 35A	8EL 731 715-001 Alternator	472
				⚙️ OM402.971; 35A	8EL 731 715-001 Alternator	472
				⚙️ OM402.975; 35A	8EL 731 715-001 Alternator	472
				⚙️ OM446.924; 80A	8EL 732 707-001 Alternator	472
				⚙️ OM402.985; 80A	8EL 732 707-001 Alternator	472
				⚙️ OM402.971; 80A	8EL 732 707-001 Alternator	472
				⚙️ OM402.975; 80A	8EL 732 707-001 Alternator	472
3238	362 - 370 kW		10/90→09/96	⚙️ OM442.989; 55A	8EL 725 736-001 Alternator	468
				⚙️ OM440.971; 35A	8EL 731 715-001 Alternator	472
				⚙️ OM442.989; 35A	8EL 731 715-001 Alternator	472
				⚙️ OM442.989; 80A	8EL 732 707-001 Alternator	472
3238, 3238 L	280 kW		01/94→09/96	⚙️ OM446.926; 80A	8EL 732 707-001 Alternator	472
3238, 3238 L	320 kW		10/90→09/96	10/91→; →02/01; ⚙️ OM440.980; 35A	8EL 731 715-001 Alternator	472
				10/91→; →02/01; ⚙️ OM440.970; 35A	8EL 731 715-001 Alternator	472
				01/94→; →09/96; ⚙️ OM446.939; 80A	8EL 732 707-001 Alternator	472
				06/91→; →02/01; ⚙️ OM440.970; 80A	8EL 732 707-001 Alternator	472
				06/91→; →02/01; ⚙️ OM440.980; 80A	8EL 732 707-001 Alternator	472
3238 L	280 kW		07/87→09/96	⚙️ OM402.985; 55A	8EL 725 736-001 Alternator	468
				⚙️ OM402.986; 55A	8EL 725 736-001 Alternator	468
				⚙️ OM402.972; 55A	8EL 725 736-001 Alternator	468
				⚙️ OM402.985; 35A	8EL 731 715-001 Alternator	472
				⚙️ OM402.986; 35A	8EL 731 715-001 Alternator	472
				⚙️ OM402.972; 35A	8EL 731 715-001 Alternator	472
				⚙️ OM446.924; 80A	8EL 732 707-001 Alternator	472
				⚙️ OM446.927; 80A	8EL 732 707-001 Alternator	472
				⚙️ OM402.986; 80A	8EL 732 707-001 Alternator	472

Manufacturer - Model	Power	Displ.	Year of Constr.	Remark	Part Number	Page
MERCEDES-BENZ - SK						07/87→
3238 L	280 kW		07/87→09/96	☞ OM402.985; 80A	8EL 732 707-001 Alternator	472
				☞ OM446.925; 80A	8EL 732 707-001 Alternator	472
				☞ OM402.972; 80A	8EL 732 707-001 Alternator	472
3244	320 kW		01/94→09/96	☞ OM440.970; 55A	8EL 725 736-001 Alternator	468
				☞ OM440.980; 55A	8EL 725 736-001 Alternator	468
				☞ OM446.939; 55A	8EL 725 736-001 Alternator	468
				☞ OM440.980; 35A	8EL 731 715-001 Alternator	472
				☞ OM446.939; 35A	8EL 731 715-001 Alternator	472
				☞ OM440.970; 35A	8EL 731 715-001 Alternator	472
				☞ OM440.980; 80A	8EL 732 707-001 Alternator	472
3248	353 kW		07/87→09/96	☞ OM442.985; 35A	8EL 731 715-001 Alternator	472
				☞ OM442.984; 35A	8EL 731 715-001 Alternator	472
3248	353 - 362 kW		07/87→09/96	☞ OM442.992; 35A	8EL 731 715-001 Alternator	472
				☞ OM442.989; 35A	8EL 731 715-001 Alternator	472
				☞ OM442.985; 35A	8EL 731 715-001 Alternator	472
3250 L	370 kW		07/87→09/96	☞ OM442.997; 30A	8EL 725 858-001 Alternator	469
				☞ OM440.973; 30A	8EL 725 858-001 Alternator	469
				☞ OM440.975; 30A	8EL 725 858-001 Alternator	469
				☞ OM440.973; 35A	8EL 731 715-001 Alternator	472
				☞ OM442.997; 35A	8EL 731 715-001 Alternator	472
				☞ OM440.975; 35A	8EL 731 715-001 Alternator	472
				☞ OM440.971; 35A	8EL 731 715-001 Alternator	472
3253, 3253 L	390 kW		01/96→09/96	☞ OM446.920; 80A	8EL 732 707-001 Alternator	472
				☞ OM446.933; 80A	8EL 732 707-001 Alternator	472
				☞ OM446.945; 80A	8EL 732 707-001 Alternator	472
3255	390 kW		07/87→09/96	☞ OM446.920; 80A	8EL 732 707-001 Alternator	472
3529	213 - 218 kW		07/88→08/94	☞ OM442.925; 55A	8EL 725 736-001 Alternator	468
				☞ OM442.907; 55A	8EL 725 736-001 Alternator	468
				☞ OM442.906; 55A	8EL 725 736-001 Alternator	468
				☞ OM442.925; 35A	8EL 731 715-001 Alternator	472
				☞ OM442.907; 35A	8EL 731 715-001 Alternator	472
				☞ OM442.906; 35A	8EL 731 715-001 Alternator	472
				☞ OM442.907; 80A	8EL 732 707-001 Alternator	472
				☞ OM442.906; 80A	8EL 732 707-001 Alternator	472
				☞ OM442.925; 80A	8EL 732 707-001 Alternator	472

Manufacturer - Model	Power	Displ.	Year of Constr.	Remark	Part Number	Page
MERCEDES-BENZ - SK						07/87→
3534 K	250 kW		10/93→09/96	☺ OM441.988; 55A	8EL 725 736-001 Alternator	468
				☺ 01/94→; →09/96; ☺ OM445.922; 55A	8EL 725 736-001 Alternator	468
				☺ OM441.988; 35A	8EL 731 715-001 Alternator	472
				☺ OM445.922; 35A	8EL 731 715-001 Alternator	472
				☺ OM441.988; 80A	8EL 732 707-001 Alternator	472
				☺ OM445.922; 80A	8EL 732 707-001 Alternator	472
3535	260 - 269 kW		07/88→08/94	☺ OM442.968; 55A	8EL 725 736-001 Alternator	468
				☺ OM442.964; 55A	8EL 725 736-001 Alternator	468
				☺ OM442.944; 55A	8EL 725 736-001 Alternator	468
				☺ OM442.959; 55A	8EL 725 736-001 Alternator	468
				☺ OM442.942; 55A	8EL 725 736-001 Alternator	468
				☺ OM442.964; 35A	8EL 731 715-001 Alternator	472
				☺ OM442.966; 35A	8EL 731 715-001 Alternator	472
				☺ OM442.959; 35A	8EL 731 715-001 Alternator	472
				☺ OM442.944; 35A	8EL 731 715-001 Alternator	472
				☺ OM442.942; 35A	8EL 731 715-001 Alternator	472
				☺ OM442.942; 80A	8EL 732 707-001 Alternator	472
				☺ OM442.944; 80A	8EL 732 707-001 Alternator	472
				☺ OM442.966; 80A	8EL 732 707-001 Alternator	472
				☺ OM442.959; 80A	8EL 732 707-001 Alternator	472
				☺ OM442.964; 80A	8EL 732 707-001 Alternator	472
3535 AK	266 kW		02/90→08/94	☺ OM442.946; 55A	8EL 725 736-001 Alternator	468
				☺ 02/90→; →02/91; ☺ OM442.946; 30A	8EL 725 858-001 Alternator	469
				☺ OM442.957; 35A	8EL 731 715-001 Alternator	472
				☺ 03/91→; →08/94; ☺ OM442.946; 35A	8EL 731 715-001 Alternator	472
				☺ OM442.946; 80A	8EL 732 707-001 Alternator	472
				☺ OM442.957; 80A	8EL 732 707-001 Alternator	472
3535 AK 3535 K	280 kW 280 kW		03/91→08/94 03/91→08/94	☺ OM402.983; 55A	8EL 725 736-001 Alternator	468
				☺ OM402.982; 55A	8EL 725 736-001 Alternator	468
				☺ OM402.982; 35A	8EL 731 715-001 Alternator	472
				☺ OM402.983; 35A	8EL 731 715-001 Alternator	472
				☺ OM402.983; 80A	8EL 732 707-001 Alternator	472
				☺ OM402.982; 80A	8EL 732 707-001 Alternator	472
3535 B 3535 K	269 kW 269 kW		10/88→08/94 10/88→08/94	☺ OM442.959; 35A	8EL 731 715-001 Alternator	472
				☺ OM442.945; 35A	8EL 731 715-001 Alternator	472
				☺ OM442.945; 80A	8EL 732 707-001 Alternator	472
				☺ OM442.959; 80A	8EL 732 707-001 Alternator	472

Manufacturer - Model	Power	Displ.	Year of Constr.	Remark	Part Number	Page
MERCEDES-BENZ - SK						07/87→
3535 K	260 kW		07/87→09/96	☞ OM442.966; 55A	8EL 725 736-001 Alternator	468
				☞ OM442.942; 55A	8EL 725 736-001 Alternator	468
				☞ OM442.966; 30A	8EL 725 858-001 Alternator	469
				☞ OM442.942; 35A	8EL 731 715-001 Alternator	472
				☞ OM442.966; 35A	8EL 731 715-001 Alternator	472
3535 S	250 - 260 kW		07/88→08/94	☞ OM442.964; 55A	8EL 725 736-001 Alternator	468
				☞ OM442.944; 55A	8EL 725 736-001 Alternator	468
				☞ OM440.940; 55A	8EL 725 736-001 Alternator	468
				☞ OM442.944; 30A	8EL 725 858-001 Alternator	469
				☞ OM440.940; 30A	8EL 725 858-001 Alternator	469
				☞ OM442.964; 30A	8EL 725 858-001 Alternator	469
				☞ OM440.940; 35A	8EL 731 715-001 Alternator	472
				☞ OM442.944; 80A	8EL 732 707-001 Alternator	472
				☞ OM440.940; 80A	8EL 732 707-001 Alternator	472
				☞ OM442.964; 80A	8EL 732 707-001 Alternator	472
3538	280 kW		03/91→09/96	☞ OM402.973; 55A	8EL 725 736-001 Alternator	468
				☞ OM402.978; 55A	8EL 725 736-001 Alternator	468
				☞ OM402.987; 55A	8EL 725 736-001 Alternator	468
				☞ OM440.987; 55A	8EL 725 736-001 Alternator	468
				☞ OM446.926; 55A	8EL 725 736-001 Alternator	468
				☞ OM402.978; 30A	8EL 725 858-001 Alternator	469
				☞ OM440.987; 35A	8EL 731 715-001 Alternator	472
				☞ OM402.987; 35A	8EL 731 715-001 Alternator	472
				☞ OM402.978; 35A	8EL 731 715-001 Alternator	472
				☞ OM446.926; 35A	8EL 731 715-001 Alternator	472
				☞ OM402.973; 35A	8EL 731 715-001 Alternator	472
				☞ OM402.987; 80A	8EL 732 707-001 Alternator	472
				☞ OM402.973; 80A	8EL 732 707-001 Alternator	472
3538	280 kW		09/91→09/96	☞ OM402.977; 55A	8EL 725 736-001 Alternator	468
				☞ OM402.978; 55A	8EL 725 736-001 Alternator	468
				☞ OM402.975; 55A	8EL 725 736-001 Alternator	468
				☞ OM402.971; 55A	8EL 725 736-001 Alternator	468
				☞ OM402.984; 55A	8EL 725 736-001 Alternator	468
				☞ OM402.983; 55A	8EL 725 736-001 Alternator	468
				☞ OM402.982; 55A	8EL 725 736-001 Alternator	468
				☞ OM402.985; 55A	8EL 725 736-001 Alternator	468
				☞ OM446.924; 55A	8EL 725 736-001 Alternator	468

Manufacturer - Model	Power	Displ.	Year of Constr.	Remark	Part Number	Page
MERCEDES-BENZ - SK						07/87→
3538	280 kW		09/91→09/96	☞ OM446.926; 55A	8EL 725 736-001 Alternator	468
				☞ OM440.990; 55A	8EL 725 736-001 Alternator	468
				☞ OM402.973; 55A	8EL 725 736-001 Alternator	468
				☞ OM402.974; 55A	8EL 725 736-001 Alternator	468
				☞ OM402.972; 55A	8EL 725 736-001 Alternator	468
				☞ OM402.984; 35A	8EL 731 715-001 Alternator	472
				☞ OM402.971; 35A	8EL 731 715-001 Alternator	472
				☞ OM402.977; 35A	8EL 731 715-001 Alternator	472
				☞ OM402.983; 35A	8EL 731 715-001 Alternator	472
				☞ OM402.982; 35A	8EL 731 715-001 Alternator	472
				☞ OM440.990; 35A	8EL 731 715-001 Alternator	472
				☞ OM402.985; 35A	8EL 731 715-001 Alternator	472
				☞ OM402.975; 35A	8EL 731 715-001 Alternator	472
				☞ OM446.926; 35A	8EL 731 715-001 Alternator	472
				☞ OM446.924; 35A	8EL 731 715-001 Alternator	472
				☞ OM402.974; 35A	8EL 731 715-001 Alternator	472
				☞ OM402.978; 35A	8EL 731 715-001 Alternator	472
				☞ OM402.972; 35A	8EL 731 715-001 Alternator	472
				☞ OM402.973; 35A	8EL 731 715-001 Alternator	472
				☞ OM446.924; 80A	8EL 732 707-001 Alternator	472
				☞ OM446.926; 80A	8EL 732 707-001 Alternator	472
				☞ OM402.982; 80A	8EL 732 707-001 Alternator	472
				☞ OM402.977; 80A	8EL 732 707-001 Alternator	472
				☞ OM402.978; 80A	8EL 732 707-001 Alternator	472
				☞ OM402.985; 80A	8EL 732 707-001 Alternator	472
				☞ OM402.983; 80A	8EL 732 707-001 Alternator	472
				☞ OM402.984; 80A	8EL 732 707-001 Alternator	472
				☞ OM402.974; 80A	8EL 732 707-001 Alternator	472
				☞ OM402.975; 80A	8EL 732 707-001 Alternator	472
				☞ OM440.990; 80A	8EL 732 707-001 Alternator	472
				☞ OM402.971; 80A	8EL 732 707-001 Alternator	472
				☞ OM402.972; 80A	8EL 732 707-001 Alternator	472
				☞ OM402.973; 80A	8EL 732 707-001 Alternator	472
3538 AK	280 kW		03/91→09/96	☞ OM402.978; 55A	8EL 725 736-001 Alternator	468
				☞ OM402.982; 55A	8EL 725 736-001 Alternator	468
				☞ OM402.987; 55A	8EL 725 736-001 Alternator	468
				☞ OM402.973; 55A	8EL 725 736-001 Alternator	468

Manufacturer - Model	Power	Displ.	Year of Constr.	Remark	Part Number	Page
MERCEDES-BENZ - SK						07/87→
3538 AK	280 kW		03/91→09/96	05/92→; -09/96; ☺ OM402.987; 35A	8EL 731 715-001 Alternator	472
				05/92→; -09/96; ☺ OM402.983; 35A	8EL 731 715-001 Alternator	472
				☺ OM402.973; 35A	8EL 731 715-001 Alternator	472
				☺ OM402.978; 35A	8EL 731 715-001 Alternator	472
				05/92→; -09/96; ☺ OM402.982; 35A	8EL 731 715-001 Alternator	472
				05/92→; -09/96; ☺ OM402.982; 80A	8EL 732 707-001 Alternator	472
				05/92→; -09/96; ☺ OM402.983; 80A	8EL 732 707-001 Alternator	472
				05/92→; -09/96; ☺ OM402.987; 80A	8EL 732 707-001 Alternator	472
				☺ OM402.978; 80A	8EL 732 707-001 Alternator	472
				☺ OM402.973; 80A	8EL 732 707-001 Alternator	472
3538 AK	280 kW		01/94→09/96	☺ OM446.926; 80A	8EL 732 707-001 Alternator	472
				☺ OM446.930; 80A	8EL 732 707-001 Alternator	472
				☺ OM446.931; 80A	8EL 732 707-001 Alternator	472
3538 AK	320 kW		03/91→09/96	☺ OM440.970; 35A	8EL 731 715-001 Alternator	472
				☺ OM440.979; 35A	8EL 731 715-001 Alternator	472
				☺ OM440.984; 35A	8EL 731 715-001 Alternator	472
				05/92→; -09/96; ☺ OM440.985; 35A	8EL 731 715-001 Alternator	472
				05/92→; -09/96; ☺ OM446.939; 35A	8EL 731 715-001 Alternator	472
				01/94→; -09/96; ☺ OM446.940; 35A	8EL 731 715-001 Alternator	472
3538 AK	370 kW		03/91→09/96	☺ OM440.982; 35A	8EL 731 715-001 Alternator	472
				☺ OM440.983; 35A	8EL 731 715-001 Alternator	472
				☺ OM440.975; 35A	8EL 731 715-001 Alternator	472
3538 K	280 kW		03/91→09/96	☺ OM402.983; 55A	8EL 725 736-001 Alternator	468
				☺ OM402.987; 55A	8EL 725 736-001 Alternator	468
				☺ OM402.982; 55A	8EL 725 736-001 Alternator	468
				☺ OM402.973; 55A	8EL 725 736-001 Alternator	468
				☺ OM402.978; 55A	8EL 725 736-001 Alternator	468
				☺ OM402.987; 35A	8EL 731 715-001 Alternator	472
				☺ OM402.982; 35A	8EL 731 715-001 Alternator	472
				☺ OM402.983; 35A	8EL 731 715-001 Alternator	472
				☺ OM402.973; 35A	8EL 731 715-001 Alternator	472
				☺ OM402.978; 35A	8EL 731 715-001 Alternator	472
				☺ OM402.983; 80A	8EL 732 707-001 Alternator	472
				☺ OM402.987; 80A	8EL 732 707-001 Alternator	472
				☺ OM402.982; 80A	8EL 732 707-001 Alternator	472
				☺ OM402.973; 80A	8EL 732 707-001 Alternator	472
				☺ OM402.978; 80A	8EL 732 707-001 Alternator	472

Manufacturer - Model	Power	Displ.	Year of Constr.	Remark	Part Number	Page
MERCEDES-BENZ - SK						07/87→
3538 K	280 kW		01/94→09/96	☞ OM446.926; 55A	8EL 725 736-001 Alternator	468
				☞ OM446.930; 55A	8EL 725 736-001 Alternator	468
				☞ OM446.926; 80A	8EL 732 707-001 Alternator	472
				☞ OM446.930; 80A	8EL 732 707-001 Alternator	472
3538 K	320 kW		03/91→09/96	☞ OM440.984; 35A	8EL 731 715-001 Alternator	472
				☞ OM440.979; 35A	8EL 731 715-001 Alternator	472
				☞ OM440.970; 35A	8EL 731 715-001 Alternator	472
				01/94→; →09/96; ☞ OM446.940; 80A	8EL 732 707-001 Alternator	472
				01/94→; →09/96; ☞ OM446.939; 80A	8EL 732 707-001 Alternator	472
3538 K	362 - 370 kW		03/91→09/96	☞ OM440.983; 35A	8EL 731 715-001 Alternator	472
				☞ OM440.982; 35A	8EL 731 715-001 Alternator	472
				☞ OM442.989; 35A	8EL 731 715-001 Alternator	472
				☞ OM440.975; 35A	8EL 731 715-001 Alternator	472
3544 AK	320 kW		03/91→09/96	☞ OM440.970; 55A	8EL 725 736-001 Alternator	468
				☞ OM440.980; 55A	8EL 725 736-001 Alternator	468
				☞ OM440.985; 55A	8EL 725 736-001 Alternator	468
				☞ OM440.985; 35A	8EL 731 715-001 Alternator	472
				☞ OM440.970; 35A	8EL 731 715-001 Alternator	472
				☞ OM440.980; 35A	8EL 731 715-001 Alternator	472
				☞ OM440.985; 80A	8EL 732 707-001 Alternator	472
				☞ OM440.970; 80A	8EL 732 707-001 Alternator	472
3544 K	320 kW		03/91→09/96	☞ OM440.970; 30A	8EL 725 858-001 Alternator	469
				☞ OM440.970; 35A	8EL 731 715-001 Alternator	472
				☞ OM440.970; 80A	8EL 732 707-001 Alternator	472
3548	362 - 370 kW		05/92→09/96	☞ OM442.993; 30A	8EL 725 858-001 Alternator	469
				☞ OM440.975; 30A	8EL 725 858-001 Alternator	469
				☞ OM442.993; 35A	8EL 731 715-001 Alternator	472
				☞ OM440.975; 35A	8EL 731 715-001 Alternator	472
3550	362 - 370 kW		05/92→09/96	☞ OM442.997; 55A	8EL 725 736-001 Alternator	468
				☞ OM440.976; 55A	8EL 725 736-001 Alternator	468
				☞ OM442.997; 120A	8EL 730 064-001 Alternator	471
				☞ OM442.997; 35A	8EL 731 715-001 Alternator	472
				☞ OM440.976; 35A	8EL 731 715-001 Alternator	472
				☞ OM442.997; 80A	8EL 732 707-001 Alternator	472
				☞ OM440.976; 80A	8EL 732 707-001 Alternator	472
☞ OM442.997; 140A	8EL 737 364-001 Alternator	474				

Manufacturer - Model	Power	Displ.	Year of Constr.	Remark	Part Number	Page
MERCEDES-BENZ - SK						07/87→
3550 K	370 kW		03/91→09/96	☞ OM440.975; 55A	8EL 725 736-001 Alternator	468
				☞ OM442.997; 55A	8EL 725 736-001 Alternator	468
				☞ OM440.982; 55A	8EL 725 736-001 Alternator	468
				☞ OM442.997; 35A	8EL 731 715-001 Alternator	472
				☞ OM440.975; 35A	8EL 731 715-001 Alternator	472
				☞ OM440.982; 35A	8EL 731 715-001 Alternator	472
				☞ OM440.982; 80A	8EL 732 707-001 Alternator	472
				☞ OM442.997; 80A	8EL 732 707-001 Alternator	472
				☞ OM440.975; 80A	8EL 732 707-001 Alternator	472
3550 S, 3553 S	362 - 370 kW		05/92→09/96	☞ OM440.975; 55A	8EL 725 736-001 Alternator	468
				☞ OM440.975; 35A	8EL 731 715-001 Alternator	472
				☞ OM442.997; 80A	8EL 732 707-001 Alternator	472
				☞ OM440.975; 80A	8EL 732 707-001 Alternator	472
				☞ OM442.993; 80A	8EL 732 707-001 Alternator	472
3553 S	390 kW		04/92→	01/96→; →09/96; ☞ OM446.933; 80A	8EL 732 707-001 Alternator	472
4844	320 kW		12/91→08/94	☞ OM440.979; 55A	8EL 725 736-001 Alternator	468
				☞ OM440.970; 55A	8EL 725 736-001 Alternator	468
				☞ OM440.970; 35A	8EL 731 715-001 Alternator	472
				☞ OM440.979; 35A	8EL 731 715-001 Alternator	472
4844 K	320 kW		03/91→09/96	☞ OM440.984; 35A	8EL 731 715-001 Alternator	472
				☞ OM446.940; 35A	8EL 731 715-001 Alternator	472
				☞ OM446.940; 80A	8EL 732 707-001 Alternator	472
MERCEDES-BENZ - TOURINO (O 510)						10/03→
TOURINO	180 kW		10/03→		5DR 009 728-441 Alternator Regulator	477
				☞ OM906.962; 140A	8EL 737 364-001 Alternator	474
				☞ OM906.962; 100A	8EL 737 758-001 Alternator	474
TOURINO	205 kW		10/03→		5DR 009 728-441 Alternator Regulator	477
				☞ OM906.961; 140A	8EL 737 364-001 Alternator	474
				☞ OM906.961; 100A	8EL 737 758-001 Alternator	474
				☞ OM906.961; 140A	8EL 737 981-001 Alternator	475
				☞ OM906.961; 80A	8EL 737 989-001 Alternator	475
MERCEDES-BENZ - TOURISMO (O 350)						08/95→
Tourismo	280 kW		08/95→	10/95→; →09/06; ☞ OM402.970; 140A	8EL 737 364-001 Alternator	474
				08/95→; →09/06; ☞ OM446.938; 140A	8EL 737 364-001 Alternator	474
Tourismo RHD, SHD	250 kW		08/95→	10/95→; →09/06; ☞ OM441.980; 140A	8EL 737 364-001 Alternator	474
				10/95→; →09/06; ☞ OM445.934; 140A	8EL 737 364-001 Alternator	474
Tourismo RHD, SHD	260 kW		09/03→	☞ OM457.944; 140A	8EL 737 981-001 Alternator	475
Tourismo RHD, SHD	310 kW		09/03→			

Manufacturer - Model	Power	Displ.	Year of Constr.	Remark	Part Number	Page
MERCEDES-BENZ - TOURO (O 500)						10/01→
Touro	260 kW		10/01→		5DR 009 728-441	477
Touro	310 kW		10/01→	☞ OM457.944; 140A	8EL 737 981-001	475
MERCEDES-BENZ - TRAVEGO (O 580)						10/99→
O 580-15 RH/RHD	260 kW		10/99→	10/99→; -02/06; ☞ OM457.940; 140A	8EL 737 364-001	474
O 580-15 RH/RHD	300 kW		10/99→	10/99→; -02/06; ☞ OM457.936; 140A	8EL 737 364-001	474
O 580-15 RHD	310 kW		10/99→	10/99→; -02/06; ☞ OM457.93.; 140A	8EL 737 364-001	474
O 580-16 RHD, O 580-17 RHD	310 - 315 kW		10/99→	10/99→; -02/06; ☞ OM457.944; 140A	8EL 737 364-001	474
O 580-17 RHD	320 kW		10/99→	10/99→; -02/06; ☞ OM542.948; 140A	8EL 737 364-001	474
O 580-17 RHD	350 kW		10/99→	☞ OM542.948; 140A	8EL 737 364-001	474
MERCEDES-BENZ - UNIMOG						04/66→
U 100, U 110, U 1100L	74 - 81 kW		01/77→05/88	☞ OM353.940; 55A	8EL 725 742-001	468
				☞ OM353.980; 55A	8EL 725 742-001	468
				☞ OM353.901; 55A	8EL 725 742-001	468
U 100, U 110T, U 1100T	74 - 81 kW		01/77→	05/79→; -12/82; ☞ OM353.980; 55A	8EL 725 625-001	466
				04/82→; -05/88; ☞ OM353.901; 55A	8EL 725 742-001	468
				04/82→; -05/88; ☞ OM353.940; 55A	8EL 725 742-001	468
				04/82→; -05/88; ☞ OM353.980; 55A	8EL 725 742-001	468
U 1000	70 kW		01/77→05/88	☞ OM353.962; 55A	8EL 725 625-001	466
U 1000	75 kW		01/88→	01/88→; -12/92; ☞ OM356.914; 55A	8EL 725 625-001	466
				01/88→; -12/92; ☞ OM366.915; 55A	8EL 725 625-001	466
				01/88→; -12/92; ☞ OM366.915; 35A	8EL 731 715-001	472
				01/88→; -12/92; ☞ OM356.914; 35A	8EL 731 715-001	472
U 1000T	81 kW		01/77→12/82	☞ OM353.980; 55A	8EL 725 625-001	466
				☞ OM353.940; 55A	8EL 725 625-001	466
U 100L	71 kW		11/92→	☞ OM602.215; 55A	8EL 738 083-001	476
				☞ OM602.948; 55A	8EL 738 083-001	476
U 100L	85 - 90 kW		07/96→	☞ OM602.981; 90A	8EL 737 283-001	474
U 90	85 - 90 kW		07/96→		Alternator	
UX 100H, UX 100M	80 - 90 kW		09/96→	☞ OM602.989; 90A	8EL 737 283-001	474
					Alternator	
U 110, U 110L	75 - 77 kW		02/92→	07/92→; ☞ OM364.955; -engine 393453; 55A	8EL 725 625-001	466
				07/92→; ☞ OM364.958; 55A	8EL 725 625-001	466
					Alternator	
U 1150, U 1150L	81 kW		05/88→	05/88→; -02/01; ☞ OM353.940; 55A	8EL 725 742-001	468
				05/88→; -02/01; ☞ OM353.940; 27A	8EL 725 744-001	469
					Alternator	
U 1150L	92 kW		05/88→	05/88→; -02/01; ☞ OM353.907; 27A	8EL 725 744-001	469
					Alternator	
U 1200	92 kW		02/82→05/88	☞ OM353.973; 55A	8EL 725 625-001	466
U 1300	92 kW		01/77→12/84		Alternator	
				☞ OM353.995; 55A	8EL 725 625-001	466
					Alternator	

Manufacturer - Model	Power	Displ.	Year of Constr.	Remark	Part Number	Page
MERCEDES-BENZ - UNIMOG						04/66→
U 1200	92 kW		01/88→	01/88→; -02/01; ⚡ OM356.950; 55A	8EL 725 625-001 Alternator	466
				01/88→; -02/01; ⚡ OM366.949; 55A	8EL 725 625-001 Alternator	466
				01/96→; ⚡ OM356.954; 55A	8EL 725 736-001 Alternator	468
				01/88→; -02/01; ⚡ OM366.949; 35A	8EL 731 715-001 Alternator	472
				09/91→; -12/95; ⚡ OM356.954; 35A	8EL 731 715-001 Alternator	472
				01/88→; -02/01; ⚡ OM356.950; 35A	8EL 731 715-001 Alternator	472
U 1200T	92 kW		01/83→05/88	01/83→; -11/87; ⚡ OM353.973; 55A	8EL 725 625-001 Alternator	466
				01/83→; -11/87; ⚡ OM353.995; 55A	8EL 725 625-001 Alternator	466
U 1200T	92 kW		01/88→	01/88→; -02/01; ⚡ OM366.949; 55A	8EL 725 625-001 Alternator	466
				01/88→; -02/01; ⚡ OM356.954; 55A	8EL 725 625-001 Alternator	466
				01/88→; -02/01; ⚡ OM366.949; 35A	8EL 731 715-001 Alternator	472
				01/88→; -02/01; ⚡ OM356.954; 35A	8EL 731 715-001 Alternator	472
U 125, U 1100L	92 kW		01/77→01/88	⚡ OM353.907; 55A	8EL 725 742-001 Alternator	468
U 1250	92 kW		12/84→05/88	12/84→; -11/87; ⚡ OM353.995; 55A	8EL 725 625-001 Alternator	466
				12/84→; -11/87; ⚡ OM353.973; 55A	8EL 725 625-001 Alternator	466
U 1250, U 1250L	92 kW		01/88→	01/88→; -02/01; ⚡ OM356.950; 55A	8EL 725 625-001 Alternator	466
				01/88→; -02/01; ⚡ OM366.949; 55A	8EL 725 625-001 Alternator	466
				01/88→; -02/01; ⚡ OM356.954; 55A	8EL 725 625-001 Alternator	466
				01/88→; -02/01; ⚡ OM366.949; 35A	8EL 731 715-001 Alternator	472
				01/88→; -02/01; ⚡ OM356.954; 35A	8EL 731 715-001 Alternator	472
				01/88→; -02/01; ⚡ OM356.950; 35A	8EL 731 715-001 Alternator	472
U 1250L	100 kW		05/88→	05/88→; -02/01; ⚡ OM366.955; 55A	8EL 725 625-001 Alternator	466
U 1350L	100 kW		05/88→	05/88→; -02/01; ⚡ OM366.955; 35A	8EL 731 715-001 Alternator	472
U 130, U 140	98 - 103 kW		07/92→	⚡ OM364.982; 55A	8EL 725 625-001 Alternator	466
				⚡ OM364.985; 55A	8EL 725 625-001 Alternator	466
U 1300, U 1300L	92 - 96 kW		01/77→05/88	⚡ OM353.973; 55A	8EL 725 625-001 Alternator	466
				⚡ OM353.961; 55A	8EL 725 625-001 Alternator	466
				10/78→; -05/88; ⚡ OM353.961; 55A	8EL 725 878-001 Alternator	470
				10/78→; -05/88; ⚡ OM353.973; 55A	8EL 725 878-001 Alternator	470
U 1400	100 kW		01/88→	01/88→; -04/00; ⚡ OM366.955; 55A	8EL 725 625-001 Alternator	466
				01/88→; -04/00; ⚡ OM366.947; 55A	8EL 725 625-001 Alternator	466
				01/88→; -04/00; ⚡ OM357.912; 55A	8EL 725 625-001 Alternator	466
				01/88→; -04/00; ⚡ OM366.956; 55A	8EL 725 625-001 Alternator	466
				01/88→; -04/00; ⚡ OM366.948; 55A	8EL 725 625-001 Alternator	466
				01/88→; -04/00; ⚡ OM357.912; 35A	8EL 731 715-001 Alternator	472
				01/88→; -04/00; ⚡ OM366.947; 35A	8EL 731 715-001 Alternator	472
				01/88→; -04/00; ⚡ OM366.948; 35A	8EL 731 715-001 Alternator	472

Manufacturer - Model	Power	Displ.	Year of Constr.	Remark	Part Number	Page
MERCEDES-BENZ - UNIMOG						04/66→
U 1400	100 kW		01/88→	01/88→; →04/00; ⚙️ OM366.956; 35A	8EL 731 715-001 Alternator	472
				01/88→; →04/00; ⚙️ OM366.955; 35A	8EL 731 715-001 Alternator	472
U 140L	100 - 103 kW		07/92→	05/93→; ⚙️ OM364.985; 55A	8EL 725 625-001 Alternator	466
U 140T	98 kW		07/92→	⚙️ OM364.982; 55A	8EL 725 625-001 Alternator	466
U 1450,U 1450L	100 kW		01/88→	01/88→; →04/00; ⚙️ OM366.948; →engine 146293; 55A	8EL 725 625-001 Alternator	466
				01/88→; →01/91; ⚙️ OM366.947; 55A	8EL 725 625-001 Alternator	466
				01/88→; →04/00; ⚙️ OM366.955; →engine 146293; 55A	8EL 725 625-001 Alternator	466
				01/88→; →04/00; ⚙️ OM366.956; →engine 146293; 55A	8EL 725 625-001 Alternator	466
				07/94→; →04/00; ⚙️ OM357.912; engine 371352→; 55A	8EL 725 736-001 Alternator	468
				07/94→; →04/00; ⚙️ OM357.912; →engine 371351; 55A	8EL 725 878-001 Alternator	470
				01/88→; →04/00; ⚙️ OM366.955; engine 146294→; 35A	8EL 731 715-001 Alternator	472
				01/91→; →04/00; ⚙️ OM366.947; 35A	8EL 731 715-001 Alternator	472
				01/88→; →04/00; ⚙️ OM366.948; engine 146294→; 35A	8EL 731 715-001 Alternator	472
				01/88→; →04/00; ⚙️ OM366.956; engine 146294→; 35A	8EL 731 715-001 Alternator	472
U 1500 U 1500T U 1550	110 kW 110 kW 110 kW		01/77→05/88 01/77→05/88 01/86→05/88	⚙️ OM353.958; 55A	8EL 725 625-001 Alternator	466
U 1550L	100 kW		05/88→	05/88→; →04/00; ⚙️ OM366.955; 55A	8EL 725 625-001 Alternator	466
				05/88→; →04/00; ⚙️ OM366.956; 55A	8EL 725 625-001 Alternator	466
				05/88→; →04/00; ⚙️ OM366.955; 35A	8EL 731 715-001 Alternator	472
				05/88→; →04/00; ⚙️ OM366.956; 35A	8EL 731 715-001 Alternator	472
U 1550L	114 kW		01/92→	01/96→; →04/00; ⚙️ OM356.956; 55A	8EL 725 736-001 Alternator	468
				01/96→; →04/00; ⚙️ OM356.955; 55A	8EL 725 736-001 Alternator	468
				01/92→; →12/95; ⚙️ OM356.955; 35A	8EL 731 715-001 Alternator	472
				01/92→; →12/95; ⚙️ OM356.956; 35A	8EL 731 715-001 Alternator	472
U 1550L	115 kW		05/88→	01/96→; →04/00; ⚙️ OM356.956; 55A	8EL 725 736-001 Alternator	468
				01/92→; →12/95; ⚙️ OM356.956; 35A	8EL 731 715-001 Alternator	472
U 1550L	125 kW		01/92→	01/92→; →04/00; ⚙️ OM366.963; 55A	8EL 725 625-001 Alternator	466
				01/92→; →04/00; ⚙️ OM366.963; 55A	8EL 725 736-001 Alternator	468
				01/92→; →04/00; ⚙️ OM366.963; 35A	8EL 731 715-001 Alternator	472
U 1550L	150 - 157 kW		05/88→	05/88→; →04/00; ⚙️ OM356.997; 55A	8EL 725 625-001 Alternator	466
				05/88→; →04/00; ⚙️ OM366.984; 55A	8EL 725 736-001 Alternator	468
				05/88→; →04/00; ⚙️ OM357.924; 55A	8EL 725 736-001 Alternator	468
				05/88→; →04/00; ⚙️ OM356.997; 55A	8EL 725 736-001 Alternator	468
				01/91→; →04/00; ⚙️ OM356.997; 55A	8EL 725 878-001 Alternator	470
				05/88→; →04/00; ⚙️ OM357.924; 55A	8EL 725 878-001 Alternator	470
				05/88→; →04/00; ⚙️ OM366.984; 55A	8EL 725 878-001 Alternator	470

Manufacturer - Model	Power	Displ.	Year of Constr.	Remark	Part Number	Page
MERCEDES-BENZ - UNIMOG						04/66→
U 1550L	177 kW		05/88→	03/90→; →04/00; ⚙ OM356.980; 55A	8EL 725 625-001 Alternator	466
				03/90→; →04/00; ⚙ OM357.945; 55A	8EL 725 625-001 Alternator	466
				03/90→; →04/00; ⚙ OM357.945; 55A	8EL 725 736-001 Alternator	468
				03/90→; →04/00; ⚙ OM356.980; 55A	8EL 725 736-001 Alternator	468
				03/90→; →04/00; ⚙ OM356.980; 55A	8EL 725 878-001 Alternator	470
				03/90→; →04/00; ⚙ OM357.945; 55A	8EL 725 878-001 Alternator	470
U 1550 L	92 - 96 kW		02/86→05/88	⚙ OM353.961; 55A	8EL 725 625-001 Alternator	466
				⚙ OM353.995; 55A	8EL 725 625-001 Alternator	466
U 1600	115 kW		01/88→	01/88→; →04/00; ⚙ OM366.949; 55A	8EL 725 625-001 Alternator	466
				01/88→; →02/00; ⚙ OM356.956; 55A	8EL 725 625-001 Alternator	466
				01/88→; →04/00; ⚙ OM356.956; 35A	8EL 731 715-001 Alternator	472
				01/88→; →04/00; ⚙ OM366.949; 35A	8EL 731 715-001 Alternator	472
U 1600	150 - 157 kW		09/89→	11/92→; ⚙ OM356.997; 55A	8EL 725 736-001 Alternator	468
				11/92→; ⚙ OM366.984; 55A	8EL 725 736-001 Alternator	468
				11/92→; ⚙ OM357.924; 55A	8EL 725 736-001 Alternator	468
				11/92→; ⚙ OM357.924; 55A	8EL 725 878-001 Alternator	470
				11/92→; ⚙ OM366.984; 55A	8EL 725 878-001 Alternator	470
				11/92→; ⚙ OM356.997; 55A	8EL 725 878-001 Alternator	470
U 1600	177 kW		05/91→	⚙ OM356.980; 55A	8EL 725 625-001 Alternator	466
				⚙ OM356.980; 55A	8EL 725 736-001 Alternator	468
				⚙ OM356.980; 55A	8EL 725 878-001 Alternator	470
				11/92→; ⚙ OM357.945; 55A	8EL 725 878-001 Alternator	470
U 1650,U 1650L	115 kW		01/88→	01/88→; →04/00; ⚙ OM366.948; 55A	8EL 725 625-001 Alternator	466
				01/88→; →02/01; ⚙ OM366.949; 55A	8EL 725 625-001 Alternator	466
				01/88→; →04/00; ⚙ OM356.956; 55A	8EL 725 625-001 Alternator	466
				01/88→; →02/01; ⚙ OM366.949; 35A	8EL 731 715-001 Alternator	472
				01/88→; →04/00; ⚙ OM356.956; 35A	8EL 731 715-001 Alternator	472
				01/88→; →04/00; ⚙ OM366.948; 35A	8EL 731 715-001 Alternator	472
U 1650,U 1650L	150 - 157 kW		09/89→	09/89→; →02/01; ⚙ OM356.997; 55A	8EL 725 878-001 Alternator	470
				09/89→; →02/01; ⚙ OM366.984; 55A	8EL 725 878-001 Alternator	470
				09/89→; →02/01; ⚙ OM357.924; 55A	8EL 725 878-001 Alternator	470
U 1650,U 1650L	177 kW		05/91→	01/96→; →02/01; ⚙ OM356.980; 55A	8EL 725 736-001 Alternator	468
				05/91→; →02/01; ⚙ OM356.980; 55A	8EL 725 878-001 Alternator	470
				05/91→; →02/01; ⚙ OM357.945; 55A	8EL 725 878-001 Alternator	470
U 1700,U 1700L	124 kW		05/78→09/88	⚙ OM353.959; 55A	8EL 725 625-001 Alternator	466

Manufacturer - Model	Power	Displ.	Year of Constr.	Remark	Part Number	Page
MERCEDES-BENZ - UNIMOG						04/66→
U 1700, U 1700 L	122 - 125 kW		09/88→	09/88→; -02/01; ⚡ OM366.963; 55A	8EL 725 625-001 Alternator	466
				09/88→; -02/01; ⚡ OM366.963; 55A	8EL 725 736-001 Alternator	468
				01/96→; -08/02; ⚡ OM356.957; 55A	8EL 725 736-001 Alternator	468
				09/88→; -02/01; ⚡ OM366.963; 35A	8EL 731 715-001 Alternator	472
				01/92→; -12/95; ⚡ OM356.957; 35A	8EL 731 715-001 Alternator	472
U 1700L	124 kW		05/78→09/88	05/78→; -11/87; ⚡ OM353.959; 55A	8EL 725 625-001 Alternator	466
U 1700T	122 - 125 kW		09/88→	09/88→; -02/01; ⚡ OM356.957; 55A	8EL 725 625-001 Alternator	466
				09/88→; -02/01; ⚡ OM366.963; 55A	8EL 725 625-001 Alternator	466
				09/88→; -02/01; ⚡ OM356.957; 55A	8EL 725 736-001 Alternator	468
				09/88→; -02/01; ⚡ OM366.963; 55A	8EL 725 736-001 Alternator	468
				09/88→; -02/01; ⚡ OM366.963; 35A	8EL 731 715-001 Alternator	472
				09/88→; -02/01; ⚡ OM356.957; 35A	8EL 731 715-001 Alternator	472
U 1750, U 1750L	122 - 127 kW		09/88→	09/88→; -02/01; ⚡ OM356.957; 55A	8EL 725 625-001 Alternator	466
				05/91→; -02/01; ⚡ OM356.981; 55A	8EL 725 625-001 Alternator	466
				09/88→; -02/01; ⚡ OM366.963; 55A	8EL 725 625-001 Alternator	466
				09/88→; -02/01; ⚡ OM366.963; 55A	8EL 725 736-001 Alternator	468
				09/88→; -02/01; ⚡ OM356.957; 55A	8EL 725 736-001 Alternator	468
				05/91→; -02/01; ⚡ OM356.981; 55A	8EL 725 736-001 Alternator	468
				05/91→; -02/01; ⚡ OM356.981; 55A	8EL 725 878-001 Alternator	470
				09/88→; -02/01; ⚡ OM356.957; 35A	8EL 731 715-001 Alternator	472
				09/88→; -02/01; ⚡ OM366.963; 35A	8EL 731 715-001 Alternator	472
U 1800	132 kW		04/92→	04/92→; -08/02; ⚡ OM356.998; 55A	8EL 725 736-001 Alternator	468
U 1800T	132 kW		04/92→			
U 1850, U 1850L	132 kW		04/92→	04/92→; -08/02; ⚡ OM356.998; 55A	8EL 725 878-001 Alternator	470
U 2100 U 2150 U 2150, U 2150L	155 - 157 kW		09/89→	09/89→; -02/01; ⚡ OM356.997; 55A	8EL 725 625-001 Alternator	466
				09/89→; -02/01; ⚡ OM366.984; 55A	8EL 725 625-001 Alternator	466
				09/89→; -02/01; ⚡ OM366.984; 55A	8EL 725 736-001 Alternator	468
				09/89→; -02/01; ⚡ OM356.997; 55A	8EL 725 736-001 Alternator	468
				09/89→; -02/01; ⚡ OM356.997; 55A	8EL 725 878-001 Alternator	470
				09/89→; -02/01; ⚡ OM366.984; 55A	8EL 725 878-001 Alternator	470
U 2100T	155 - 157 kW		09/89→	09/89→; -02/01; ⚡ OM366.984; 55A	8EL 725 625-001 Alternator	466
				09/89→; -08/02; ⚡ OM356.997; 55A	8EL 725 736-001 Alternator	468
				09/89→; -02/01; ⚡ OM366.984; 55A	8EL 725 736-001 Alternator	468
				09/89→; -08/02; ⚡ OM356.997; 55A	8EL 725 878-001 Alternator	470
				09/89→; -02/01; ⚡ OM366.984; 55A	8EL 725 878-001 Alternator	470

Manufacturer - Model	Power	Displ.	Year of Constr.	Remark	Part Number	Page
MERCEDES-BENZ - UNIMOG						04/66→
U 2150,U 2150L U 2400	177 kW 177 kW		09/89→ 05/91→	05/91→; →08/02; ☉ OM356.980; 55A	8EL 725 625-001 Alternator	466
				05/91→; →08/02; ☉ OM356.980; 55A	8EL 725 736-001 Alternator	468
				05/91→; →08/02; ☉ OM357.945; 55A	8EL 725 736-001 Alternator	468
				05/91→; →08/02; ☉ OM356.980; 55A	8EL 725 878-001 Alternator	470
				05/91→; →08/02; ☉ OM357.945; 35A	8EL 731 715-001 Alternator	472
U 2400TG	177 kW		07/93→	07/93→; →08/02; ☉ OM357.945; 55A	8EL 725 736-001 Alternator	468
				07/93→; →08/02; ☉ OM356.980; 55A	8EL 725 736-001 Alternator	468
				07/93→; →08/02; ☉ OM357.945; 55A	8EL 725 878-001 Alternator	470
				07/93→; →08/02; ☉ OM356.980; 55A	8EL 725 878-001 Alternator	470
U 2450,U 2450L	177 kW		05/91→	07/93→; →08/02; ☉ OM356.980; 55A	8EL 725 625-001 Alternator	466
				07/93→; →08/02; ☉ OM357.945; 55A	8EL 725 736-001 Alternator	468
				07/93→; →08/02; ☉ OM356.980; 55A	8EL 725 736-001 Alternator	468
				07/93→; →08/02; ☉ OM356.980; 55A	8EL 725 878-001 Alternator	470
				07/93→; →08/02; ☉ OM357.945; 55A	8EL 725 878-001 Alternator	470
U 2450L	177 kW		07/93→	07/93→; →08/02; ☉ OM356.980; 55A	8EL 725 625-001 Alternator	466
				07/93→; →08/02; ☉ OM357.945; 55A	8EL 725 625-001 Alternator	466
				07/93→; →08/02; ☉ OM357.945; 55A	8EL 725 736-001 Alternator	468
				07/93→; →08/02; ☉ OM356.980; 55A	8EL 725 736-001 Alternator	468
				07/93→; →08/02; ☉ OM356.980; 55A	8EL 725 878-001 Alternator	470
				07/93→; →08/02; ☉ OM357.945; 55A	8EL 725 878-001 Alternator	470
U 300	110 kW		03/00→		5DR 009 728-441 Alternator Regulator	477
				04/00→; ☉ OM904.927; 100A	8EL 737 758-001 Alternator	474
				04/00→; ☉ OM904.927; 80A	8EL 737 887-001 Alternator	475
				04/00→; ☉ OM904.927; 80A	8EL 737 989-001 Alternator	475
				04/00→; ☉ OM904.927; 100A	8EL 738 093-001 Alternator	476
U 300 U 400	130 kW 130 kW		03/00→ 03/00→		5DR 009 728-441 Alternator Regulator	477
				04/00→; ☉ OM904.928; 100A	8EL 737 758-001 Alternator	474
				04/00→; ☉ OM904.928; 80A	8EL 737 887-001 Alternator	475
				04/00→; ☉ OM904.928; 80A	8EL 737 989-001 Alternator	475
				04/00→; ☉ OM904.928; 100A	8EL 738 093-001 Alternator	476
U 3000 U 4000	110 - 115 kW 110 - 115 kW		09/02→ 09/02→		5DR 009 728-441 Alternator Regulator	477
				☉ OM904.953; 80A	8EL 737 989-001 Alternator	475
				☉ OM904.953; 100A	8EL 738 093-001 Alternator	476

Manufacturer - Model	Power	Displ.	Year of Constr.	Remark	Part Number	Page
MERCEDES-BENZ - UNIMOG						04/66→
U 400	170 kW		03/00→		5DR 009 728-441 Alternator Regulator	477
				04/00→; ☉ OM906.935; 100A	8EL 737 758-001 Alternator	474
				04/00→; ☉ OM906.935; 80A	8EL 737 887-001 Alternator	475
				04/00→; ☉ OM906.935; 80A	8EL 737 989-001 Alternator	475
				04/00→; ☉ OM906.935; 100A	8EL 738 093-001 Alternator	476
U 3000	130 kW		09/02→		5DR 009 728-441 Alternator Regulator	477
				☉ OM904.952; 80A	8EL 737 989-001 Alternator	475
				☉ OM904.952; 100A	8EL 738 093-001 Alternator	476
U 4000	160 kW		09/02→		5DR 009 728-441 Alternator Regulator	477
				☉ OM924.923; 80A	8EL 737 989-001 Alternator	475
				☉ OM924.923; 100A	8EL 738 093-001 Alternator	476
U 500, UGN NA	170 - 172 kW		10/00→		5DR 009 728-441 Alternator Regulator	477
				02/01→; ☉ OM906.935; 100A	8EL 737 758-001 Alternator	474
				02/01→; ☉ OM906.935; 80A	8EL 737 887-001 Alternator	475
				02/01→; ☉ OM906.935; 80A	8EL 737 989-001 Alternator	475
				02/01→; ☉ OM906.935; 100A	8EL 738 093-001 Alternator	476
U 500, UGN NA	205 - 209 kW		10/00→		5DR 009 728-441 Alternator Regulator	477
				02/01→; ☉ OM906.955; 100A	8EL 737 758-001 Alternator	474
				02/01→; ☉ OM906.955; 80A	8EL 737 887-001 Alternator	475
				02/01→; ☉ OM906.955; 140A	8EL 737 981-001 Alternator	475
				☉ OM906.955; 80A	8EL 737 989-001 Alternator	475
U 5000	160 kW		09/02→		5DR 009 728-441 Alternator Regulator	477
				03/03→; ☉ OM924.916; 80A	8EL 737 887-001 Alternator	475
				03/03→; ☉ OM924.916; 80A	8EL 737 989-001 Alternator	475
U 5000	170 kW		11/02→		5DR 009 728-441 Alternator Regulator	477
				☉ OM906.935; 100A	8EL 737 758-001 Alternator	474
				☉ OM906.935; 80A	8EL 737 887-001 Alternator	475
				☉ OM906.935; 80A	8EL 737 989-001 Alternator	475
				☉ OM906.935; 100A	8EL 738 093-001 Alternator	476
U 52, U 60, U 600, U 600L U 60T, U 600T	38 - 44 kW 38 - 44 kW		01/77→05/88 01/77→05/88	☉ OM616.932; 55A	8EL 725 742-001 Alternator	468
				☉ OM616.931; 55A	8EL 725 742-001 Alternator	468
				☉ OM616.911; 55A	8EL 725 742-001 Alternator	468
				☉ OM616.915; 55A	8EL 725 742-001 Alternator	468
U 54	40 kW		04/66→03/72	☉ OM314.916; 55A	8EL 725 625-001 Alternator	466
U 600 U 650, U 650L	38 - 44 kW 38 - 44 kW		05/88→ 05/88→	05/88→; →02/01; ☉ OM616.943; 55A	8EL 725 742-001 Alternator	468
				05/88→; →02/01; ☉ OM616.942; 55A	8EL 725 742-001 Alternator	468
U 800 U 800L	53 - 55 kW 53 - 55 kW		01/77→03/90 01/77→03/90	04/82→; →05/88; ☉ OM314.917; 55A	8EL 725 742-001 Alternator	468



Manufacturer - Model	Power	Displ.	Year of Constr.	Remark	Part Number	Page
MERCEDES-BENZ - UNIMOG						04/66→
U 800	53 - 55 kW		05/88→03/90	☺ OM314.917; 55A	8EL 725 742-001 Alternator	468
U 90	65 kW		11/92→	11/92→; →04/94; ☺ OM602.941; 55A	8EL 738 083-001 Alternator	476
U 900	62 kW		01/77→	04/82→; →05/88; ☺ OM353.902; 55A	8EL 725 742-001 Alternator	468
				01/77→; →05/88; ☺ OM353.940; 55A	8EL 725 742-001 Alternator	468
U 900	62 kW		05/88→	05/88→; →02/01; ☺ OM353.902; 55A	8EL 725 742-001 Alternator	468
U 900	81 kW		01/77→01/88	☺ OM353.940; 55A	8EL 725 742-001 Alternator	468
U 900	81 kW		11/88→	11/88→; →02/01; ☺ OM356.912; 55A	8EL 725 742-001 Alternator	468
				11/88→; →02/01; ☺ OM366.939; 55A	8EL 725 742-001 Alternator	468
				11/88→; →02/01; ☺ OM366.939; 27A	8EL 725 744-001 Alternator	469
				11/88→; →02/01; ☺ OM356.912; 27A	8EL 725 744-001 Alternator	469
MERCEDES-BENZ - ZETROS						09/08→
1833 A	240 kW		09/08→		5DR 009 728-441 Alternator Regulator	477
2733 A	240 kW		09/08→	☺ OM926.936; 100A	8EL 737 758-001 Alternator	474
				☺ OM926.935; 100A	8EL 737 758-001 Alternator	474
				☺ OM926.936; 80A	8EL 737 989-001 Alternator	475
				☺ OM926.935; 80A	8EL 737 989-001 Alternator	475
				☺ OM926.935; 100A	8EL 738 093-001 Alternator	476
				☺ OM926.936; 100A	8EL 738 093-001 Alternator	476



CUMMINS	HELLA	MERCEDES-BENZ	HELLA	MERCEDES-BENZ	HELLA	MERCEDES-BENZ	HELLA
3255439	8EL 725 736-001	007 154 23 02	8EL 725 625-001	A 000 154 13 06	5DR 004 244-281	A 010 154 08 02 67	8EL 737 283-001
DAF	HELLA	007 154 23 02 80	8EL 725 625-001	A 000 154 24 05	5DR 009 728-441	A 010 154 08 02 80	8EL 737 283-001
127 4480	8EL 725 736-001	007 154 24 02	8EL 725 858-001	A 000 154 24 06	5DR 009 728-441	A 010 154 20 02	8EL 725 736-001
129 8995	8EL 732 707-001	007 154 27 02	8EL 725 736-001	A 000 154 26 05	5DR 009 728-441	A 010 154 47 02	8EL 732 717-001
1357591	8EL 725 736-001	007 154 28 02	8EL 730 064-001	A 000 154 27 05	5DR 009 728-441	A 010 154 48 02	8EL 737 283-001
135 7592	8EL 725 736-001	007 154 33 02	8EL 725 723-001	A 000 154 38 05	5DR 009 728-441	A 010 154 48 02 80	8EL 737 283-001
135 7593	8EL 732 707-001	007 154 33 02 80	8EL 725 723-001	A 003 154 26 06	5DR 009 728-441	A 010 154 48 02 87	8EL 737 283-001
DEUTZ-FAHR	HELLA	007 154 34 02	8EL 725 723-001	A 004 154 18 02	8EL 725 951-001	A 010 154 54 02	8EL 732 717-001
117 8511	8EL 732 707-001	007 154 40 02	8EL 725 723-001	A 004 154 20 02	8EL 725 951-001	A 010 154 89 02	8EL 737 758-001
118 0407	5DR 004 244-281	007 154 40 02 80	8EL 725 858-001	A 004 154 44 02	8EL 725 935-001	A 010 154 90 02	8EL 732 707-001
FORD	HELLA	007 154 48 02	8EL 725 723-001	A 004 154 46 02	8EL 725 935-001	A 010 154 90 02	8EL 737 887-001
1 021 198	8EL 731 715-001	007 154 52 02	8EL 725 723-001	A 004 154 59 02	8EL 725 951-001	A 010 154 91 02	5DR 004 244-281
IVECO	HELLA	007 154 52 02 87	8EL 725 723-001	A 004 154 66 02	8EL 725 935-001	A 010 154 91 02 87	8EL 732 707-001
1171 681	8EL 725 744-001	007 154 60 02	8EL 725 723-001	A 004 154 74 02	8EL 725 951-001	A 010 154 91 02 87	8EL 737 887-001
JOHN DEERE	HELLA	007 154 61 02	8EL 725 723-001	A 005 154 31 02	8EL 725 626-001	A 010 154 92 02	5DR 004 244-281
AL 11 1675	8EL 732 717-001	007 154 61 02 80	8EL 725 723-001	A 005 154 33 02	8EL 725 625-001	A 010 154 92 02	8EL 737 758-001
AL 11 4092	8EL 732 717-001	007 154 92 02	8EL 725 707-001	A 005 154 34 02	8EL 725 736-001	A 011 154 00 02	8EL 737 283-001
KHD	HELLA	007 154 92 02 80	8EL 732 707-001	A 005 154 51 02	8EL 725 626-001	A 011 154 04 02	8EL 732 717-001
1180302	5DR 004 244-281	007 154 99 02	8EL 732 707-001	A 005 154 52 02	8EL 725 625-001	A 011 154 05 02	8EL 737 989-001
LOMBARDINI	HELLA	008 154 11 02	8EL 738 083-001	A 005 154 58 02	8EL 725 951-001	A 011 154 86 02	8EL 737 989-001
SA055	8EL 737 283-001	008 154 11 02 80	8EL 738 083-001	A 005 154 60 02	8EL 725 625-001	A 011 154 87 02	8EL 738 093-001
SA458	8EL 725 723-001	008 154 31 02	8EL 725 858-001	A 005 154 67 02	8EL 725 951-001	A 011 154 89 02	8EL 737 758-001
SA459	8EL 725 723-001	008 154 78 02	8EL 737 364-001	A 005 154 74 02	8EL 725 951-001	A 012 154 04 02	5DR 009 728-441
SA459	8EL 737 021-001	008 154 89 02	8EL 725 723-001	A 005 154 74 02 80	8EL 725 951-001	A 012 154 05 02	5DR 009 728-441
SA699	8EL 732 717-001	008 154 89 02 80	8EL 725 723-001	A 005 154 75 02	8EL 725 951-001	A 012 154 05 02	8EL 738 093-001
SA707	8EL 725 625-001	009 154 06 02	8EL 731 715-001	A 005 154 76 02	8EL 725 951-001	A 012 154 10 02	5DR 009 728-441
SA746	8EL 725 935-001	009 154 07 02	8EL 725 736-001	A 005 154 77 02	8EL 725 951-001	A 012 154 10 02	8EL 737 989-001
SA747	8EL 725 951-001	009 154 08 02	8EL 730 064-001	A 005 154 78 02	8EL 725 951-001	A 012 154 11 02	8EL 738 093-001
SA933	8EL 725 951-001	009 154 15 02	8EL 731 715-001	A 005 154 79 02	8EL 725 951-001	A 012 154 11 02	5DR 009 728-441
MAN	HELLA	009 154 15 02 80	8EL 731 715-001	A 005 154 81 02	8EL 725 878-001	A 012 154 11 02	8EL 738 093-001
51.26101.7085	8EL 725 744-001	009 154 30 02	8EL 732 717-001	A 005 154 83 02	8EL 725 626-001	A 012 154 67 02	5DR 009 728-441
51.26101.7144	8EL 725 736-001	009 154 33 02	8EL 737 283-001	A 005 154 85 02	8EL 725 626-001	A 012 154 67 02	8EL 738 093-001
51.26101.7145	8EL 725 625-001	009 154 34 02	8EL 737 283-001	A 006 154 16 02	8EL 725 742-001	A 012 154 68 02	8EL 737 989-001
51.26101.7148	8EL 725 626-001	009 154 58 02	8EL 737 887-001	A 006 154 16 02 80	8EL 725 742-001	A 013 154 28 02	8EL 737 989-001
51.26101.7185	8EL 725 736-001	009 154 72 02	8EL 737 887-001	A 006 154 17 02	8EL 725 744-001	A 013 154 42 02	8EL 738 093-001
51.26101.7201	8EL 725 736-001	009 154 77 02	8EL 737 981-001	A 006 154 24 02	8EL 725 625-001	A 013 154 43 02	5DR 009 728-441
51.26101.9144	8EL 725 736-001	009 154 97 02	8EL 737 981-001	A 006 154 30 02	8EL 725 951-001	A 013 154 43 02	8EL 738 093-001
51.26101.9185	8EL 725 736-001	009 154 97 02 80	8EL 737 981-001	A 006 154 39 02	8EL 725 878-001	A 013 154 71 02	8EL 737 758-001
81.26101.6012	8EL 725 744-001	009 154 98 02	8EL 737 987-001	A 006 154 39 02 80	8EL 725 878-001	A 013 154 73 02	8EL 737 364-001
MERCEDES-BENZ	HELLA	009 154 98 02 80	8EL 732 707-001	A 006 154 40 02	8EL 725 878-001	A 013 154 78 02 80	8EL 737 989-001
000 154 13 06	5DR 004 244-281	009 154 98 02	8EL 732 707-001	A 006 154 67 02	8EL 725 626-001	A 013 154 79 02	8EL 738 093-001
000 154 24 05	5DR 009 728-441	009 154 98 02 80	8EL 732 707-001	A 006 154 87 02	8EL 725 723-001	A 014 154 53 02	8EL 737 989-001
000 154 24 06	5DR 009 728-441	009 154 99 02	8EL 737 887-001	A 006 154 88 02	8EL 725 723-001	A 154 020 07 52 80	8EL 725 723-001
000 154 26 05	5DR 009 728-441	010 154 00 02	8EL 737 758-001	A 006 154 89 02	8EL 725 723-001	A 154 020 10 26 80	8EL 725 742-001
000 154 27 05	5DR 009 728-441	010 154 00 02 80	8EL 737 758-001	A 007 154 12 02	8EL 725 951-001	A 154 020 10 91 80	8EL 737 887-001
000 154 38 05	5DR 009 728-441	010 154 08 02	8EL 737 283-001	A 007 154 21 02	8EL 725 626-001	A 366 150 23 50	8EL 731 715-001
003 154 26 06	5DR 009 728-441	010 154 08 02 67	8EL 737 283-001	A 007 154 23 02	8EL 725 625-001		
004 154 18 02	5DR 009 728-441	010 154 08 02 80	8EL 737 283-001	A 007 154 23 02 80	8EL 725 625-001		
004 154 20 02	8EL 725 951-001	010 154 20 02	8EL 725 736-001	A 007 154 24 02	8EL 725 858-001		
004 154 44 02	8EL 725 935-001	010 154 47 02	8EL 732 717-001	A 007 154 27 02	8EL 725 736-001		
004 154 46 02	8EL 725 935-001	010 154 48 02	8EL 737 283-001	A 007 154 27 02 80	8EL 730 064-001		
004 154 59 02	8EL 725 951-001	010 154 48 02 80	8EL 737 283-001	A 007 154 33 02	8EL 725 723-001		
004 154 66 02	8EL 725 935-001	010 154 48 02 87	8EL 737 283-001	A 007 154 33 02 80	8EL 725 723-001		
004 154 67 02	8EL 725 951-001	010 154 54 02	8EL 732 717-001	A 007 154 34 02	8EL 725 723-001		
004 154 74 02	8EL 725 951-001	010 154 89 02	8EL 737 758-001	A 007 154 34 02 80	8EL 725 723-001		
005 154 31 02	8EL 725 626-001	010 154 90 02	8EL 732 707-001	A 007 154 40 02	8EL 725 858-001		
005 154 33 02	8EL 725 625-001	010 154 90 02	8EL 737 887-001	A 007 154 48 02	8EL 725 723-001		
005 154 34 02	8EL 725 736-001	010 154 90 02	5DR 004 244-281	A 007 154 52 02	8EL 725 723-001		
005 154 51 02	8EL 725 626-001	010 154 91 02	8EL 737 887-001	A 007 154 52 02 80	8EL 725 723-001		
005 154 52 02	8EL 725 625-001	010 154 91 02 87	8EL 732 707-001	A 007 154 52 02 87	8EL 725 723-001		
005 154 58 02	8EL 725 951-001	010 154 92 02	8EL 737 887-001	A 007 154 60 02	8EL 725 723-001		
005 154 60 02	8EL 725 935-001	010 154 92 02 80	8EL 737 887-001	A 007 154 61 02	8EL 725 723-001		
005 154 67 02	8EL 725 951-001	011 154 00 02	5DR 004 244-281	A 007 154 62 02 80	8EL 725 723-001		
005 154 74 02	8EL 725 951-001	011 154 04 02	8EL 737 283-001	A 007 154 92 02	8EL 732 707-001		
005 154 74 02 80	8EL 725 951-001	011 154 50 02	8EL 732 717-001	A 007 154 92 02 80	8EL 732 707-001		
005 154 75 02	8EL 725 951-001	011 154 86 02	8EL 737 364-001	A 007 154 99 02	8EL 732 707-001		
005 154 76 02	8EL 725 951-001	011 154 86 02	8EL 737 989-001	A 008 154 11 02	8EL 738 083-001		
005 154 77 02	8EL 725 951-001	011 154 87 02	8EL 738 093-001	A 008 154 11 02 80	8EL 738 083-001		
005 154 78 02	8EL 725 951-001	011 154 89 02	8EL 738 093-001	A 008 154 31 02	8EL 725 858-001		
005 154 79 02	8EL 725 951-001	012 154 04 02	8EL 737 758-001	A 008 154 78 02	8EL 737 364-001		
005 154 81 02	8EL 725 878-001	012 154 04 02 80	5DR 009 728-441	A 008 154 89 02	8EL 725 723-001		
005 154 83 02	8EL 725 626-001	012 154 05 02	8EL 737 989-001	A 008 154 89 02 80	8EL 725 723-001		
005 154 85 02	8EL 725 626-001	012 154 05 02 80	5DR 009 728-441	A 009 154 06 02	8EL 725 723-001		
006 154 16 02	8EL 725 742-001	012 154 10 02	8EL 738 093-001	A 009 154 07 02	8EL 731 715-001		
006 154 16 02 80	8EL 725 742-001	012 154 10 02 80	5DR 009 728-441	A 009 154 08 02	8EL 725 736-001		
006 154 17 02	8EL 725 744-001	012 154 10 02	8EL 737 989-001	A 009 154 08 02	8EL 730 064-001		
006 154 24 02	8EL 725 625-001	012 154 11 02	8EL 737 989-001	A 009 154 15 02	8EL 731 715-001		
006 154 30 02	8EL 725 625-001	012 154 11 02 80	5DR 009 728-441	A 009 154 15 02 80	8EL 731 715-001		
006 154 39 02	8EL 725 626-001	012 154 67 02	8EL 738 093-001	A 009 154 30 02	8EL 732 717-001		
006 154 39 02 80	8EL 725 878-001	012 154 67 02 80	5DR 009 728-441	A 009 154 33 02	8EL 737 283-001		
006 154 40 02	8EL 725 878-001	012 154 68 02	8EL 737 989-001	A 009 154 34 02	8EL 737 887-001		

**5DR ...**

5DR 004 244-281	477
5DR 009 728-441	477

8EL ...

8EL 012 427-531	466
8EL 725 625-001	466
8EL 725 626-001	467
8EL 725 723-001	467
8EL 725 736-001	468
8EL 725 742-001	468
8EL 725 744-001	469
8EL 725 858-001	469
8EL 725 878-001	470
8EL 725 935-001	470
8EL 725 951-001	471
8EL 730 064-001	471
8EL 731 715-001	472
8EL 732 707-001	472
8EL 732 717-001	473
8EL 737 021-001	473
8EL 737 283-001	474
8EL 737 364-001	474
8EL 737 758-001	474
8EL 737 887-001	475
8EL 737 981-001	475
8EL 737 989-001	475
8EL 738 083-001	476
8EL 738 093-001	476

Compressor, air conditioning.....	665
Condenser, air conditioning.....	668
Dryer, air conditioning.....	670
Evaporator, air conditioning.....	673
Expansion Valve, air conditioning.....	675
Pressure Switch, air conditioning.....	674

Compressor, air conditioning

8FK 351 109-001
BEHR HELLA SERVICE

IMPORTANT: OBSERVE FITTING INSTRUCTIONS




Belt Pulley Ø [mm]	125
Compressor ID	10PA15C
Compressor Oil	PAG 46
for OE number	0002301111
New Part	1
Number of Ribs	6
Pulleys	with v-ribbed belt pulley
Rated Voltage [V]	12
Refrigerant	R 134a

Compressor, air conditioning

8FK 351 110-991
BEHR HELLA SERVICE


IMPORTANT: OBSERVE FITTING INSTRUCTIONS



Belt Pulley Ø [mm]	129
Compressor ID	10PA15C
Compressor Oil	PAG 46
New Part	1
Number of Ribs	9
Port Type	PAD
Pulleys	with v-ribbed belt pulley
Rated Voltage [V]	24
Refrigerant	R 134a

8FK 351 176-521
BEHR HELLA SERVICE

IMPORTANT: OBSERVE FITTING INSTRUCTIONS




Belt Pulley Ø [mm]	130
Compressor ID	7SBU16C
Compressor Oil	PAG 46
for OE number	541 230 12 11
New Part	1
Number of Ribs	9
Port Type	Top/PAD
Pulleys	with v-ribbed belt pulley
Rated Voltage [V]	24
Refrigerant	R 134a

Compressor, air conditioning

8FK 351 176-531
BEHR HELLA SERVICE

IMPORTANT: OBSERVE FITTING INSTRUCTIONS



Belt Pulley Ø [mm]	130
Compressor ID	7SBU16C
Compressor Oil	PAG 46
New Part	1
Number of Ribs	11
Port Type	Top/PAD
Pulleys	with v-ribbed belt pulley
Rated Voltage [V]	24
Refrigerant	R 134a

8FK 351 176-541
BEHR HELLA SERVICE

IMPORTANT: OBSERVE FITTING INSTRUCTIONS



Belt Pulley Ø [mm]	130
Compressor ID	7SBU16C
Compressor Oil	PAG 46
for OE number	541 230 07 11
New Part	1
Number of Ribs	9
Port Type	Top/PAD
Pulleys	with v-ribbed belt pulley
Rated Voltage [V]	24
Refrigerant	R 134a


Condenser, air conditioning

8FC 351 300-131
BEHR HELLA SERVICE



Depth [mm]	22
Length [mm]	673
Supplementary Article/Supplementary Info 2	without dehumidifier
Thread Measurement 1	7/8" UNF
Thread Measurement 2	7/8" UNF
Version	produced by BEHR
Width [mm]	457


8FC 351 300-141
BEHR HELLA SERVICE



Depth [mm]	16
Length [mm]	500
Supplementary Article/Supplementary Info 2	without dehumidifier
Version	produced by BEHR
Width [mm]	537

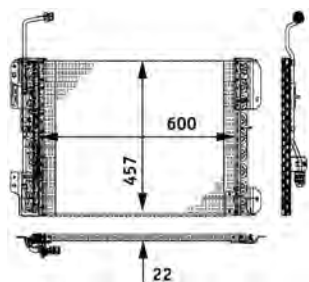
Condenser, air conditioning

8FC 351 300-151
BEHR HELLA SERVICE



Depth [mm]	22
Length [mm]	470
Supplementary Article/Supplementary Info 2	without dehumidifier
Version	produced by BEHR
Width [mm]	610

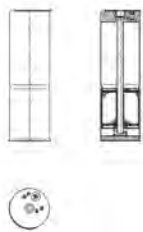
8FC 351 317-641
BEHR HELLA SERVICE



Depth [mm]	22
Length [mm]	600
Supplementary Article/Supplementary Info 2	without dehumidifier
Version	produced by BEHR
Width [mm]	457

Dehumidifier - Dryer, air conditioning

8FT 351 196-581
BEHR HELLA SERVICE

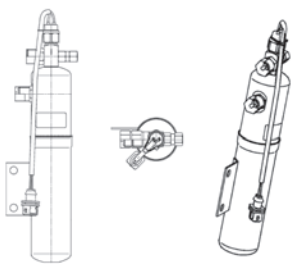


Fitting Position	Roof Fitting
Vehicle Equipment	for vehicles with roof air conditioning

8FT 351 197-411
BEHR HELLA SERVICE



8FT 351 197-431
BEHR HELLA SERVICE



Diameter [mm]	50
Length [mm]	290
Supplementary Article/Supplementary Info	with holder
Switch	with double thermal switch
Thread Size	3/4" -16 UNF

Dehumidifier - Dryer, air conditioning

8FT 351 197-441
BEHR HELLA SERVICE



Diameter [mm]	53
Length [mm]	290
Supplementary Article/Supplementary Info	with holder
Thread Size	3/4" -16 UNF

8FT 351 197-451
BEHR HELLA SERVICE



Diameter [mm]	50
Length [mm]	290
Supplementary Article/Supplementary Info	with holder
Thread Size	3/4" -16 UNF

8FT 351 197-471
BEHR HELLA SERVICE



for OE number	973 830 01 83
---------------	---------------

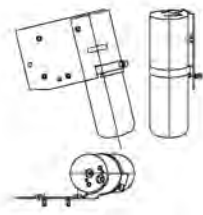
Dehumidifier - Dryer, air conditioning

8FT 351 198-541
BEHR HELLA SERVICE



Supplementary Article/Supplementary Info 2	with fastening clamp
Vehicle Equipment	<ul style="list-style-type: none"> • for vehicles with short driver cab • for vehicles with long driver cab
Vehicle Trim Level	Kippbar

8FT 351 198-551
BEHR HELLA SERVICE



for OE number	970 830 02 83
---------------	---------------

Evaporator, air conditioning

8FV 351 211-101
BEHR HELLA SERVICE



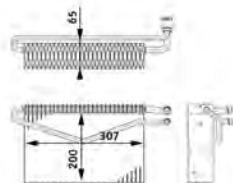
Depth [mm]	67
Length [mm]	387
Supplementary Article/Supplementary Info 2	without expansion valve
Width [mm]	203

Accessories




1 x 8UW 351 239-381 Expansion Valve, air conditioning

8FV 351 211-761
BEHR HELLA SERVICE



Depth [mm]	65
Length [mm]	200
Supplementary Article/Supplementary Info 2	without expansion valve
Version	produced by BEHR
Width [mm]	307

8FV 351 330-101
BEHR HELLA SERVICE



Depth [mm]	67
for OE number	000 830 83 58
Length [mm]	385
Supplementary Article/Supplementary Info 2	without expansion valve

Version	produced by BEHR
Width [mm]	203

Switch - Pressure Switch, air conditioning

6ZL 351 022-011
BEHR HELLA SERVICE

Male 3/8" 24UNF Low level off: 2.0kg/cm² on: 2.1kg/cm² High level on: 22kg/cm² off: 28kg/cm²



Number of ports for pressure switch	2
-------------------------------------	---

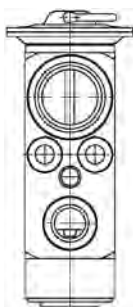
Valve - Expansion Valve, air conditioning

8UW 351 029-011
BEHR HELLA SERVICE



for OE number	0028308284
Refrigerant	R 134a

8UW 351 029-031
BEHR HELLA SERVICE



Refrigerant	R 134a
-------------	--------

8UW 351 239-381
BEHR HELLA SERVICE



Diameter 1 [mm]	18
Diameter 2 [mm]	15
Diameter 3 [mm]	10
Diameter 4 [mm]	12
Refrigerant	R 134a



MERCEDES-BENZ.....677

Manufacturer - Model	Power	Displ.	Year of Constr.	Remark	Part Number	Page
MERCEDES-BENZ - ACTROS						04/96→
1831, 1831 L	230 kW		04/96→10/02	without dehumidifier; Thread Measurement 2: 7/8" UNF; Vers. produced by BEHR	8FC 351 300-131	668
1831 AK	230 kW		04/97→10/02		Condenser, air conditioning	
1831 K	230 kW		04/97→10/02			
1831 S, 1831 LS	230 kW		04/96→10/02	Compressor ID: 10PA15C; Manufacturer Restriction: Denso; New Part: 1; Number of Ribs: 9	8FK 351 110-991	666
1835, 1835 L	260 kW		04/96→10/02		Compressor, air conditioning	
1835 S, 1835 LS	260 kW		04/96→10/02			
1840 AK	290 kW		04/97→10/02	Compressor ID: 7SBU16C; + OE 541 230 12 11; Manufacturer Restriction: Denso; New Part: 1; Number of Ribs: 9	8FK 351 176-521	666
1840 S, 1840 LS	290 kW		04/96→10/02		Compressor, air conditioning	
1843 AK	315 kW		04/97→10/02			
1843 S, 1843 LS	315 kW		04/96→10/02	Compressor ID: 7SBU16C; Manufacturer Restriction: Denso; New Part: 1; Number of Ribs: 11	8FK 351 176-531	667
1848, 1848 L	350 kW		04/96→10/02		Compressor, air conditioning	
1848 AK	350 kW		04/97→10/02			
1848 K	350 kW		04/97→10/02			
1848 S, 1848 LS	350 kW		04/96→10/02	Compressor ID: 7SBU16C; + OE 541 230 07 11; Manufacturer Restriction: Denso; New Part: 1; Number of Ribs: 9	8FK 351 176-541	667
2031	230 kW		04/97→10/02		Compressor, air conditioning	
2031 A	230 kW		04/97→10/02			
2031 AK	230 kW		09/96→10/02	Ø 50 mm; with holder; with double thermal switch	8FT 351 197-431	670
2031 AS	230 kW		04/96→10/02		air conditioning	
2031 K	230 kW		04/97→10/02	+ OE 000 830 20 83; Ø 53 mm; with holder	8FT 351 197-441	671
2031 S	230 kW		04/96→10/02		air conditioning	
2035 A	260 kW		04/97→10/02			
2531, 2531 L	230 kW		09/96→10/02	+ OE 000 830 18 83; Ø 50 mm; with holder	8FT 351 197-451	671
2531 LS	230 kW		09/96→10/02		air conditioning	
2535 L	260 kW		09/96→10/02	with fastening clamp; for vehicles with short driver cab / for vehicles with long driver cab; Vehicle Trim Level: Kippbar	8FT 351 198-541	672
2535 LS	260 kW		09/96→10/02		air conditioning	
2540, 2540 L	290 kW		09/96→10/02	Depth [mm]: 67; L 387 mm; without expansion valve; W 203 mm	8FV 351 211-101	673
2540 LS	290 kW		09/96→10/02		Evaporator, air conditioning	
2543, 2543 L	315 kW		09/96→10/02			
2548, 2548 L	350 kW		09/96→10/02	+ OE 0028308284; R 134a	8UW 351 029-011	675
2548 LS	350 kW		09/96→10/02		Expansion Valve, air conditioning	
2631, 2631 L	230 kW		04/96→10/02			
2631 B	230 kW		04/97→10/02			
2631 K	230 kW		04/97→10/02	Diameter 1 [mm]: 18; Diameter 2 [mm]: 15; Diameter 3 [mm]: 10; Diameter 4 [mm]: 12; R 134a	8UW 351 239-381	675
2635, 2635 L	260 kW		04/96→10/02		Expansion Valve, air conditioning	
2635 B	260 kW		04/97→10/02			
2635 K, 2635 LK	260 kW		04/97→10/02			
2640, 2640 L	290 kW		04/96→10/02			
2640 B	290 kW		04/97→10/02			
2640 K, 2640 LK	290 kW		04/97→10/02			
2640 S, 2640 LS	290 kW		09/96→10/02			
2648, 2648 L	350 kW		04/96→10/02			
2648 K, 2648 LK	350 kW		04/97→10/02			
2648 S, 2648 LS	350 kW		09/96→10/02			
3231 B	230 kW		04/97→10/02			
3231 K	230 kW		04/97→10/02			
3235 K	260 kW		04/97→10/02			
3240	290 kW		04/97→10/02			
3240 B	290 kW		04/97→10/02			
3240 K	290 kW		04/97→10/02			
3243	315 kW		04/97→10/02			
3331	230 kW		04/97→10/02			
3331 A	230 kW		04/97→10/02			
3331 AK	230 kW		04/97→10/02			
3331 AS	230 kW		04/97→10/02			
3331 B	230 kW		04/97→10/02			
3331 K	230 kW		04/97→10/02			
3331 S	230 kW		04/97→10/02			
3335 B	260 kW		04/97→10/02			
3335 K	260 kW		04/97→10/02			
3340	290 kW		04/97→10/02			
3340 A	290 kW		04/97→10/02			
3340 AK	290 kW		04/97→10/02			
3340 AS	290 kW		04/97→10/02			
3340 K	290 kW		04/97→10/02			
3340 S	290 kW		04/97→10/02			
3343 AK	315 kW		04/97→10/02			
3343 AS	315 kW		04/97→10/02			
3343 K	315 kW		04/97→10/02			
3343 S	315 kW		04/97→10/02			
3348	350 kW		04/97→10/02			
3348 K	350 kW		04/97→10/02			
3348 S	350 kW		04/97→10/02			
4140 AK	290 kW		04/97→10/02			
4140 B	290 kW		04/97→10/02			
4140 K	290 kW		04/97→10/02			
4143 AK	315 kW		04/97→10/02			
4143 K	315 kW		04/97→10/02			
1835 AK	260 kW		04/97→10/02	without dehumidifier; Thread Measurement 2: 7/8" UNF; Vers. produced by BEHR	8FC 351 300-131	668
1840, 1840 L	290 kW		04/96→10/02		Condenser, air conditioning	

Manufacturer - Model	Power	Displ.	Year of Constr.	Remark	Part Number	Page
MERCEDES-BENZ - ACTROS						04/96→
1835 AK 1840, 1840 L	260 kW 290 kW		04/97→10/02 04/96→10/02	Compressor ID: 7SBU16C; + OE 541 230 12 11; Manufacturer Restriction: Denso; New Part: 1; Number of Ribs: 9	8FK 351 176-521 Compressor, air conditioning	666
				Compressor ID: 7SBU16C; Manufacturer Restriction: Denso; New Part: 1; Number of Ribs: 11	8FK 351 176-531 Compressor, air conditioning	667
				Compressor ID: 7SBU16C; + OE 541 230 07 11; Manufacturer Restriction: Denso; New Part: 1; Number of Ribs: 9	8FK 351 176-541 Compressor, air conditioning	667
				Ø 50 mm; with holder; with double thermal switch	8FT 351 197-431 Dryer, air conditioning	670
				+ OE 000 830 20 83; Ø 53 mm; with holder	8FT 351 197-441 Dryer, air conditioning	671
				+ OE 000 830 18 83; Ø 50 mm; with holder	8FT 351 197-451 Dryer, air conditioning	671
				with fastening clamp; for vehicles with short driver cab / for vehicles with long driver cab; Vehicle Trim Level: Kippbar	8FT 351 198-541 Dryer, air conditioning	672
				Depth [mm]: 67; L 387 mm; without expansion valve; W 203 mm	8FV 351 211-101 Evaporator, air conditioning	673
				+ OE 0028308284; R 134a	8UW 351 029-011 Expansion Valve, air conditioning	675
				Diameter 1 [mm]: 18; Diameter 2 [mm]: 15; Diameter 3 [mm]: 10; Diameter 4 [mm]: 12; R 134a	8UW 351 239-381 Expansion Valve, air conditioning	675
1835 K 1840 K 1853, 1853 L 1853 S, 1853 LS 1857 L 1857 LS 2040 2040 AK 2040 AS 2040 S 2553, 2553 L 2553 LS 2557 L 2653, 2653 L 2653 K, 2653 LK 2653 S, 2653 LS 2657 K, 2657 LK 2657 L 2657 S, 2657 LS 3353 3353 S 3357	260 kW 290 kW 390 kW 390 kW 420 kW 420 kW 290 kW 290 kW 290 kW 290 kW 390 kW 390 kW 420 kW 390 kW 390 kW 390 kW 420 kW 420 kW 420 kW 390 kW 390 kW 420 kW		04/97→10/02 04/97→10/02 04/96→10/02 04/96→10/02 04/97→10/02 04/97→10/02 09/96→10/02 09/96→10/02 04/96→10/02 09/96→10/02 09/96→10/02 09/96→10/02 04/96→10/02 04/97→10/02 09/96→10/02 04/97→10/02 04/97→10/02 04/97→10/02 04/97→10/02 04/97→10/02 04/97→10/02 04/97→10/02	without dehumidifier; Thread Measurement 2: 7/8" UNF; Vers. produced by BEHR	8FC 351 300-131 Condenser, air conditioning	668
				Compressor ID: 10PA15C; Manufacturer Restriction: Denso; New Part: 1; Number of Ribs: 9	8FK 351 110-991 Compressor, air conditioning	666
				Compressor ID: 7SBU16C; + OE 541 230 12 11; Manufacturer Restriction: Denso; New Part: 1; Number of Ribs: 9	8FK 351 176-521 Compressor, air conditioning	666
				Compressor ID: 7SBU16C; Manufacturer Restriction: Denso; New Part: 1; Number of Ribs: 11	8FK 351 176-531 Compressor, air conditioning	667
				Compressor ID: 7SBU16C; + OE 541 230 07 11; Manufacturer Restriction: Denso; New Part: 1; Number of Ribs: 9	8FK 351 176-541 Compressor, air conditioning	667
				Ø 50 mm; with holder; with double thermal switch	8FT 351 197-431 Dryer, air conditioning	670
				+ OE 000 830 20 83; Ø 53 mm; with holder	8FT 351 197-441 Dryer, air conditioning	671
				+ OE 000 830 18 83; Ø 50 mm; with holder	8FT 351 197-451 Dryer, air conditioning	671
				with fastening clamp; for vehicles with short driver cab / for vehicles with long driver cab; Vehicle Trim Level: Kippbar	8FT 351 198-541 Dryer, air conditioning	672
				Depth [mm]: 67; L 387 mm; without expansion valve; W 203 mm	8FV 351 211-101 Evaporator, air conditioning	673
				Diameter 1 [mm]: 18; Diameter 2 [mm]: 15; Diameter 3 [mm]: 10; Diameter 4 [mm]: 12; R 134a	8UW 351 239-381 Expansion Valve, air conditioning	675
1843, 1843 L	315 kW		04/96→10/02	without dehumidifier; Thread Measurement 2: 7/8" UNF; Vers. produced by BEHR	8FC 351 300-131 Condenser, air conditioning	668
				Compressor ID: 10PA15C; Manufacturer Restriction: Denso; New Part: 1; Number of Ribs: 9	8FK 351 110-991 Compressor, air conditioning	666
				Compressor ID: 7SBU16C; + OE 541 230 12 11; Manufacturer Restriction: Denso; New Part: 1; Number of Ribs: 9	8FK 351 176-521 Compressor, air conditioning	666
				Compressor ID: 7SBU16C; Manufacturer Restriction: Denso; New Part: 1; Number of Ribs: 11	8FK 351 176-531 Compressor, air conditioning	667
				Compressor ID: 7SBU16C; + OE 541 230 07 11; Manufacturer Restriction: Denso; New Part: 1; Number of Ribs: 9	8FK 351 176-541 Compressor, air conditioning	667
				Ø 50 mm; with holder; with double thermal switch	8FT 351 197-431 Dryer, air conditioning	670
				+ OE 000 830 20 83; Ø 53 mm; with holder	8FT 351 197-441 Dryer, air conditioning	671

Manufacturer - Model	Power	Displ.	Year of Constr.	Remark	Part Number	Page
MERCEDES-BENZ - ACTROS						04/96→
1843, 1843 L	315 kW		04/96→10/02	+ OE 000 830 18 83; Ø 50 mm; with holder	8FT 351 197-451 Dryer, 671 air conditioning	
				with fastening clamp; for vehicles with short driver cab / for vehicles with long driver cab; Vehicle Trim Level: Kippbar	8FT 351 198-541 Dryer, 672 air conditioning	
				Depth [mm]: 67; L 387 mm; without expansion valve; W 203 mm	8FV 351 211-101 Evaporator, air conditioning	673
				+ OE 0028308284; R 134a	8UW 351 029-011 Expansion Valve, air conditioning	675
				Fully Automatic ; Diameter 1 [mm]: 18; Diameter 2 [mm]: 15; Diameter 3 [mm]: 10; Diameter 4 [mm]: 12; R 134a	8UW 351 239-381 Expansion Valve, air conditioning	675
1843 K	315 kW		04/97→10/02	+ OE 942 500 00 54 / + OE 942 500 01 54;	8FC 351 300-131 Condenser, air conditioning	668
2053 S	390 kW		04/96→10/02	without dehumidifier; Thread Measurement 2: 7/8" UNF; Vers. produced by BEHR		
2543 LS	315 kW		09/96→10/02			
3235 B	260 kW		04/97→10/02	Compressor ID: 10PA15C; Manufacturer Restriction: Denso; New Part: 1; Number of Ribs: 9	8FK 351 110-991 Compressor, air conditioning	666
3335	260 kW		04/97→10/02			
3335 S	260 kW		04/97→10/02			
3348 AK	350 kW		04/97→10/02	Compressor ID: 7SBU16C; + OE 541 230 12 11; Manufacturer Restriction: Denso; New Part: 1; Number of Ribs: 9	8FK 351 176-521 Compressor, air conditioning	666
3348 AS	350 kW		04/97→10/02			
3353 AS	390 kW		04/97→10/02			
3357 S	420 kW		04/97→10/02	Compressor ID: 7SBU16C; Manufacturer Restriction: Denso; New Part: 1; Number of Ribs: 11	8FK 351 176-531 Compressor, air conditioning	667
4148 K	350 kW		04/97→10/02	Compressor ID: 7SBU16C; + OE 541 230 07 11; Manufacturer Restriction: Denso; New Part: 1; Number of Ribs: 9	8FK 351 176-541 Compressor, air conditioning	667
				Ø 50 mm; with holder; with double thermal switch	8FT 351 197-431 Dryer, 670 air conditioning	
				+ OE 000 830 20 83; Ø 53 mm; with holder	8FT 351 197-441 Dryer, 671 air conditioning	
				+ OE 000 830 18 83; Ø 50 mm; with holder	8FT 351 197-451 Dryer, 671 air conditioning	
				with fastening clamp; for vehicles with short driver cab / for vehicles with long driver cab; Vehicle Trim Level: Kippbar	8FT 351 198-541 Dryer, 672 air conditioning	
				Depth [mm]: 67; L 387 mm; without expansion valve; W 203 mm	8FV 351 211-101 Evaporator, air conditioning	673
				Diameter 1 [mm]: 18; Diameter 2 [mm]: 15; Diameter 3 [mm]: 10; Diameter 4 [mm]: 12; R 134a	8UW 351 239-381 Expansion Valve, air conditioning	675
1846 AK	335 kW		04/97→10/03	with fastening clamp; for vehicles with short driver cab / for vehicles with long driver cab; Vehicle Trim Level: Kippbar	8FT 351 198-541 Dryer, 672 air conditioning	
1846 S, 1846 LS	335 kW		10/98→			
1850 AK	370 kW		10/97→			
2046 AS	335 kW		10/96→			
2050 AS	370 kW		10/96→			
2546 LS	335 kW		10/97→			
2646 B	335 kW		10/97→			
2646 S, 2646 LS	335 kW		10/97→			
2648 K, 2648 LK	355 kW		10/97→			
2648 S, 2648 LS	355 kW		10/97→			
2650 S, 2650 LS	370 kW		10/97→			
3246 B	335 kW		10/97→			
3246 K	335 kW		10/97→			
3335 AK	260 kW		10/97→10/03			
3336 S	265 kW		10/97→			
3341 S	300 kW		10/97→			
3346 AK	335 kW		10/97→			
3346 AS	335 kW		10/97→			
3346 K	335 kW		10/97→			
3346 S	335 kW		10/97→			
3350 AK	370 kW		10/97→			
3350 AS	370 kW		10/97→			
3350 K	370 kW		10/97→			
3350 S	370 kW		10/97→			
4146 AK	335 kW		10/97→			
4146 K	335 kW		10/97→			
2035 S	260 kW		04/96→10/02	without dehumidifier; Thread Measurement 2: 7/8" UNF; Vers. produced by BEHR	8FC 351 300-131 Condenser, air conditioning	668
3235	260 kW		04/97→10/02			
2535 LS	335 kW		04/97→10/02	Compressor ID: 10PA15C; Manufacturer Restriction: Denso; New Part: 1; Number of Ribs: 9	8FK 351 110-991 Compressor, air conditioning	666

Manufacturer - Model	Power	Displ.	Year of Constr.	Remark	Part Number	Page
MERCEDES-BENZ - ACTROS						04/96→
2035 S	260 kW		04/96→10/02	Compressor ID: 7SBU16C; + OE 541 230 12 11; Manufacturer Restriction: Denso; New Part: 1; Number of Ribs: 9	8FK 351 176-521 Compressor, air conditioning	666
3235	260 kW		04/97→10/02		8FK 351 176-531 Compressor, air conditioning	667
2535 LS	335 kW		04/97→10/02	Compressor ID: 7SBU16C; Manufacturer Restriction: Denso; New Part: 1; Number of Ribs: 11	8FK 351 176-541 Compressor, air conditioning	667
				Compressor ID: 7SBU16C; + OE 541 230 07 11; Manufacturer Restriction: Denso; New Part: 1; Number of Ribs: 9	8FK 351 176-541 Compressor, air conditioning	667
				Ø 50 mm; with holder; with double thermal switch	8FT 351 197-431 Dryer, air conditioning	670
				with fastening clamp; for vehicles with short driver cab / for vehicles with long driver cab; Vehicle Trim Level: Kippbar	8FT 351 198-541 Dryer, air conditioning	672
				Depth [mm]: 67; L 387 mm; without expansion valve; W 203 mm	8FV 351 211-101 Evaporator, air conditioning	673
2043 AS	315 kW		04/96→10/02	without dehumidifier; Thread Measurement 2: 7/8" UNF; Vers. produced by BEHR	8FC 351 300-131 Condenser, air conditioning	668
2048 AS	350 kW		04/96→10/02		8FK 351 110-991 Compressor, air conditioning	666
3343 B	315 kW		04/97→10/02	Compressor ID: 10PA15C; Manufacturer Restriction: Denso; New Part: 1; Number of Ribs: 9	8FK 351 176-521 Compressor, air conditioning	666
				Compressor ID: 7SBU16C; + OE 541 230 12 11; Manufacturer Restriction: Denso; New Part: 1; Number of Ribs: 9	8FK 351 176-531 Compressor, air conditioning	667
				Compressor ID: 7SBU16C; Manufacturer Restriction: Denso; New Part: 1; Number of Ribs: 11	8FK 351 176-541 Compressor, air conditioning	667
				Compressor ID: 7SBU16C; + OE 541 230 07 11; Manufacturer Restriction: Denso; New Part: 1; Number of Ribs: 9	8FK 351 176-541 Compressor, air conditioning	667
				with fastening clamp; for vehicles with short driver cab / for vehicles with long driver cab; Vehicle Trim Level: Kippbar	8FT 351 198-541 Dryer, air conditioning	672
				Depth [mm]: 67; L 387 mm; without expansion valve; W 203 mm	8FV 351 211-101 Evaporator, air conditioning	673
2643, 2643 L	315 kW		04/96→10/02	without dehumidifier; Thread Measurement 2: 7/8" UNF; Vers. produced by BEHR	8FC 351 300-131 Condenser, air conditioning	668
2643 K, 2643 LK	315 kW		04/97→10/02		8FK 351 110-991 Compressor, air conditioning	666
2643 S, 2643 LS	315 kW		04/97→10/02	Compressor ID: 10PA15C; Manufacturer Restriction: Denso; New Part: 1; Number of Ribs: 9	8FK 351 176-541 Compressor, air conditioning	667
3243 B	315 kW		04/97→10/02	Compressor ID: 7SBU16C; + OE 541 230 07 11; Manufacturer Restriction: Denso; New Part: 1; Number of Ribs: 9	8FK 351 176-541 Compressor, air conditioning	667
3243 K	315 kW		04/97→10/02		8FT 351 197-431 Dryer, air conditioning	670
3340 B	290 kW		04/97→10/02		+ OE 000 830 20 83: Ø 53 mm; with holder 8FT 351 197-441 Dryer, air conditioning	671
					+ OE 000 830 18 83: Ø 50 mm; with holder 8FT 351 197-451 Dryer, air conditioning	671
				with fastening clamp; for vehicles with short driver cab / for vehicles with long driver cab; Vehicle Trim Level: Kippbar	8FT 351 198-541 Dryer, air conditioning	672
				Depth [mm]: 67; L 387 mm; without expansion valve; W 203 mm	8FV 351 211-101 Evaporator, air conditioning	673
				+ OE 0028308284; R 134a	8UW 351 029-011 Expansion Valve, air conditioning	675
				Diameter 1 [mm]: 18; Diameter 2 [mm]: 15; Diameter 3 [mm]: 10; Diameter 4 [mm]: 12; R 134a	8UW 351 239-381 Expansion Valve, air conditioning	675
2643 B	315 kW		04/97→10/02	+ OE 942 500 00 54 / + OE 942 500 01 54; without dehumidifier; Thread Measurement 2: 7/8" UNF; Vers. produced by BEHR	8FC 351 300-131 Condenser, air conditioning	668
				Compressor ID: 10PA15C; Manufacturer Restriction: Denso; New Part: 1; Number of Ribs: 9	8FK 351 110-991 Compressor, air conditioning	666
				Compressor ID: 7SBU16C; + OE 541 230 07 11; Manufacturer Restriction: Denso; New Part: 1; Number of Ribs: 9	8FK 351 176-541 Compressor, air conditioning	667
				Ø 50 mm; with holder; with double thermal switch	8FT 351 197-431 Dryer, air conditioning	670

Manufacturer - Model	Power	Displ.	Year of Constr.	Remark	Part Number	Page				
MERCEDES-BENZ - ACTROS						04/96→				
2643 B	315 kW		04/97→10/02	+ OE 000 830 20 83; Ø 53 mm; with holder	8FT 351 197-441 Dryer, 671 air conditioning					
				+ OE 000 830 18 83; Ø 50 mm; with holder	8FT 351 197-451 Dryer, 671 air conditioning					
				with fastening clamp; for vehicles with short driver cab / for vehicles with long driver cab; Vehicle Trim Level: Kippbar	8FT 351 198-541 Dryer, 672 air conditioning					
				Depth [mm]: 67; L 387 mm; without expansion valve; W 203 mm	8FV 351 211-101 Evaporator, air conditioning	673				
				Diameter 1 [mm]: 18; Diameter 2 [mm]: 15; Diameter 3 [mm]: 10; Diameter 4 [mm]: 12; R 134a	8UW 351 239-381 Expansion Valve, air conditioning	675				
3343	315 kW		04/97→10/02	+ OE 942 500 00 54 / + OE 942 500 01 54; without dehumidifier; Thread Measurement 2: 7/8" UNF; Vers. produced by BEHR	8FC 351 300-131 Condenser, air conditioning	668				
				Compressor ID: 10PA15C; Manufacturer Restriction: Denso; New Part: 1; Number of Ribs: 9	8FK 351 110-991 Compressor, air conditioning	666				
				Compressor ID: 7SBU16C; + OE 541 230 12 11; Manufacturer Restriction: Denso; New Part: 1; Number of Ribs: 9	8FK 351 176-521 Compressor, air conditioning	666				
				Compressor ID: 7SBU16C; Manufacturer Restriction: Denso; New Part: 1; Number of Ribs: 11	8FK 351 176-531 Compressor, air conditioning	667				
				Compressor ID: 7SBU16C; + OE 541 230 07 11; Manufacturer Restriction: Denso; New Part: 1; Number of Ribs: 9	8FK 351 176-541 Compressor, air conditioning	667				
				Ø 50 mm; with holder; with double thermal switch	8FT 351 197-431 Dryer, 670 air conditioning					
				+ OE 000 830 20 83; Ø 53 mm; with holder	8FT 351 197-441 Dryer, 671 air conditioning					
				+ OE 000 830 18 83; Ø 50 mm; with holder	8FT 351 197-451 Dryer, 671 air conditioning					
				with fastening clamp; for vehicles with short driver cab / for vehicles with long driver cab; Vehicle Trim Level: Kippbar	8FT 351 198-541 Dryer, 672 air conditioning					
				Depth [mm]: 67; L 387 mm; without expansion valve; W 203 mm	8FV 351 211-101 Evaporator, air conditioning	673				
				+ OE 0028308284; R 134a	8UW 351 029-011 Expansion Valve, air conditioning	675				
				Diameter 1 [mm]: 18; Diameter 2 [mm]: 15; Diameter 3 [mm]: 10; Diameter 4 [mm]: 12; R 134a	8UW 351 239-381 Expansion Valve, air conditioning	675				
				4148 AK	350 kW		04/97→10/02	+ OE 942 500 00 54 / + OE 942 500 01 54; without dehumidifier; Thread Measurement 2: 7/8" UNF; Vers. produced by BEHR	8FC 351 300-131 Condenser, air conditioning	668
								Compressor ID: 7SBU16C; + OE 541 230 12 11; Manufacturer Restriction: Denso; New Part: 1; Number of Ribs: 9	8FK 351 176-521 Compressor, air conditioning	666
Compressor ID: 7SBU16C; Manufacturer Restriction: Denso; New Part: 1; Number of Ribs: 11	8FK 351 176-531 Compressor, air conditioning	667								
Compressor ID: 7SBU16C; + OE 541 230 07 11; Manufacturer Restriction: Denso; New Part: 1; Number of Ribs: 9	8FK 351 176-541 Compressor, air conditioning	667								
Ø 50 mm; with holder; with double thermal switch	8FT 351 197-431 Dryer, 670 air conditioning									
+ OE 000 830 20 83; Ø 53 mm; with holder	8FT 351 197-441 Dryer, 671 air conditioning									
+ OE 000 830 18 83; Ø 50 mm; with holder	8FT 351 197-451 Dryer, 671 air conditioning									
with fastening clamp; for vehicles with short driver cab / for vehicles with long driver cab; Vehicle Trim Level: Kippbar	8FT 351 198-541 Dryer, 672 air conditioning									
Depth [mm]: 67; L 387 mm; without expansion valve; W 203 mm	8FV 351 211-101 Evaporator, air conditioning	673								
Diameter 1 [mm]: 18; Diameter 2 [mm]: 15; Diameter 3 [mm]: 10; Diameter 4 [mm]: 12; R 134a	8UW 351 239-381 Expansion Valve, air conditioning	675								

Manufacturer - Model	Power	Displ.	Year of Constr.	Remark	Part Number	Page	
MERCEDES-BENZ - ACTROS MP2 / MP3						10/02→	
1832, L, LL	235 kW		04/03→	without dehumidifier; Thread Measurement 2: 7/8" UNF; Vers. produced by BEHR	8FC 351 300-131	668	
1850, L, LL	395 - 405 kW		04/03→		Condenser, air conditioning		
2646 K, LK	335 kW		04/03→		Compressor ID: 7SBU16C; + OE 541 230 12 11; Manufacturer Restriction: Denso; New Part: 1; Number of Ribs: 9	8FK 351 176-521	666
2646 S, LS	335 kW		04/03→		Compressor ID: 7SBU16C; Manufacturer Restriction: Denso; New Part: 1; Number of Ribs: 11	8FK 351 176-531	667
					+ OE 000 830 20 83; Ø 53 mm; with holder	8FT 351 197-441	Dryer, 671 air conditioning
					+ OE 000 830 18 83; Ø 50 mm; with holder	8FT 351 197-451	Dryer, 671 air conditioning
					with fastening clamp; for vehicles with short driver cab / for vehicles with long driver cab; Vehicle Trim Level: Kippbar	8FT 351 198-541	Dryer, 672 air conditioning
					Depth [mm]: 65; L 200 mm; without expansion valve; Vers. produced by BEHR; W 307 mm	8FV 351 211-761	673 Evaporator, air conditioning
					Depth [mm]: 67; + OE 000 830 83 58; L 385 mm; without expansion valve; Vers. produced by BEHR; W 203 mm	8FV 351 330-101	673 Evaporator, air conditioning
					R 134a	8UW 351 029-031	675 Expansion Valve, air conditioning
1836 AK	235 kW		04/03→	without dehumidifier; Thread Measurement 2: 7/8" UNF; Vers. produced by BEHR	8FC 351 300-131	668	
1832 LS	235 kW		04/03→		Condenser, air conditioning		
1832, L, LL	265 kW		04/03→		Compressor ID: 10PA15C; Manufacturer Restriction: Denso; New Part: 1; Number of Ribs: 9	8FK 351 110-991	666
1836 K	265 kW		04/03→		Compressor ID: 7SBU16C; + OE 541 230 12 11; Manufacturer Restriction: Denso; New Part: 1; Number of Ribs: 9	8FK 351 176-521	666
1836 LS	265 kW		04/03→		Compressor ID: 7SBU16C; Manufacturer Restriction: Denso; New Part: 1; Number of Ribs: 11	8FK 351 176-531	667
1836, L, LL	265 kW		04/03→		Compressor ID: 7SBU16C; Manufacturer Restriction: Denso; New Part: 1; Number of Ribs: 11	8FK 351 176-531	667
1836, L, LL	300 kW		04/03→		Compressor ID: 7SBU16C; Manufacturer Restriction: Denso; New Part: 1; Number of Ribs: 11	8FK 351 176-531	667
1841 K	300 kW		04/03→		Compressor ID: 7SBU16C; Manufacturer Restriction: Denso; New Part: 1; Number of Ribs: 11	8FK 351 176-531	667
1841 L, LL	300 kW		04/03→		Compressor ID: 7SBU16C; Manufacturer Restriction: Denso; New Part: 1; Number of Ribs: 11	8FK 351 176-531	667
1841, L, LL	300 kW		04/03→		Compressor ID: 7SBU16C; Manufacturer Restriction: Denso; New Part: 1; Number of Ribs: 11	8FK 351 176-531	667
1841, L, LL	320 kW		04/03→	Compressor ID: 7SBU16C; Manufacturer Restriction: Denso; New Part: 1; Number of Ribs: 11	8FK 351 176-531	667	
1844 K	315 - 320 kW		04/03→	Compressor ID: 7SBU16C; Manufacturer Restriction: Denso; New Part: 1; Number of Ribs: 11	8FK 351 176-531	667	
1844, L, LL	320 kW		04/03→	Compressor ID: 7SBU16C; Manufacturer Restriction: Denso; New Part: 1; Number of Ribs: 11	8FK 351 176-531	667	
1846, L, LL	335 kW		04/03→	Compressor ID: 7SBU16C; Manufacturer Restriction: Denso; New Part: 1; Number of Ribs: 11	8FK 351 176-531	667	
1846 K	335 kW		04/03→	+ OE 000 830 20 83; Ø 53 mm; with holder	8FT 351 197-441	Dryer, 671 air conditioning	
1846 LS	335 kW		04/03→	+ OE 000 830 18 83; Ø 50 mm; with holder	8FT 351 197-451	Dryer, 671 air conditioning	
1846 LS, LLS	335 kW		04/03→	with fastening clamp; for vehicles with short driver cab / for vehicles with long driver cab; Vehicle Trim Level: Kippbar	8FT 351 198-541	Dryer, 672 air conditioning	
1850, 1851, L, LL	370 - 375 kW		04/03→	Depth [mm]: 65; L 200 mm; without expansion valve; Vers. produced by BEHR; W 307 mm	8FV 351 211-761	673 Evaporator, air conditioning	
1850, 1851 AK	370 - 375 kW		04/03→	Depth [mm]: 67; + OE 000 830 83 58; L 385 mm; without expansion valve; Vers. produced by BEHR; W 203 mm	8FV 351 330-101	673 Evaporator, air conditioning	
1850, 1851 K	370 - 375 kW		04/03→	R 134a	8UW 351 029-031	675 Expansion Valve, air conditioning	
1850, 1851 LS, LLS	370 - 375 kW		04/03→				
1854, L, LL	395 kW		04/03→				
1854, L	425 kW		04/03→				
1858, L	425 kW		10/02→				
2632 K, LK	235 kW		04/03→				
2632 LS	235 kW		04/03→				
2636, L, LL	265 kW		04/03→				
2636 K, LK	265 kW		04/03→				
2636 LS	265 kW		04/03→				
2641, L, LL	300 kW		04/03→				
2641 K, LK	300 kW		04/03→				
2644, L, LL	320 kW		04/03→				
2644 K, LK	320 kW		04/03→				
2644 S, LS	315 - 320 kW		04/03→				
2646, L, LL	335 kW		04/03→				
2650, L, 2651, L, LL	370 - 375 kW		04/03→				
2650 K, 2651 K, LK	370 - 375 kW		04/03→				
2650 S, LS	370 kW		04/03→				
2654, L, 2655, L, LL	395 - 405 kW		04/03→				
2654 K, LK, 2655 K, LK	395 - 405 kW		04/03→				
2654 S, LS	390 - 395 kW		04/03→				
2658 K, LK	425 kW		04/03→				
2658 L	425 kW		04/03→				
2658 LS	425 kW		04/03→				
1836 A	265 kW			Compressor ID: 10PA15C; Manufacturer Restriction: Denso; New Part: 1; Number of Ribs: 9	8FK 351 110-991	666	
1841 A	300 kW				Compressor, air conditioning		
1841 AK	300 kW		04/03→		with fastening clamp; for vehicles with short driver cab / for vehicles with long driver cab; Vehicle Trim Level: Kippbar	8FT 351 198-541	Dryer, 672 air conditioning
1844 A	315 - 320 kW		04/03→		Depth [mm]: 65; L 200 mm; without expansion valve; Vers. produced by BEHR; W 307 mm	8FV 351 211-761	673 Evaporator, air conditioning
1846 A	335 kW		04/03→				
1848 A	350 kW		04/03→				
1848 AK	350 kW		04/03→				
1848 S, LS	350 kW		04/03→				
1851 A	370 - 375 kW		04/03→				
1855, L, LL	405 kW		06/08→				

Manufacturer - Model	Power	Displ.	Year of Constr.	Remark	Part Number	Page
MERCEDES-BENZ - ACTROS MP2 / MP3						10/02→
1855 LS, LLS	405 kW		06/08→	Depth [mm]: 67; + OE 000 830 83 58; L 385 mm; without expansion valve; Vers. produced by BEHR; W 203 mm	8FV 351 330-101 Evaporator, air conditioning	673
1860 LS	440 kW		06/08→			
2036 AK	260 - 265 kW		04/03→			
2036 K	260 - 265 kW		04/03→			
2044 AK	315 - 320 kW		04/03→			
2044 K	315 - 320 kW		04/03→			
2046 AK	335 kW		04/03→			
2046 AS	335 kW		04/03→			
2046 K	335 kW		04/03→			
2048	350 kW		06/08→			
2048 AK	350 kW		04/03→			
2048 K	350 kW		04/03→			
2048 S	350 kW		06/08→			
2051 AS	375 kW		04/03→			
2051 S	375 kW		06/08→			
2055 S	405 kW		06/08→			
2432 LS	235 kW		06/08→			
2436 LS	265 kW		06/08→			
2441 LS	300 kW		06/08→			
2444 LS	320 kW		06/08→			
2446 LS	335 kW		06/08→			
2448 LS	350 kW		06/08→			
2532 LS	230 - 235 kW		04/03→			
2532 LS	235 kW		06/08→			
2536 LS	260 - 265 kW		04/03→			
2536 LS	265 kW		06/08→			
2541 LS	290 kW		04/03→			
2541 LS	300 kW		06/08→			
2544 LS	315 - 320 kW		04/03→			
2544 LS	320 kW		06/08→			
2546 LS	335 kW		04/03→			
2546 LS	335 kW		06/08→			
2548 LS	350 kW		04/03→			
2548 LS	350 kW		06/08→			
2551, L, LL	375 kW		04/03→			
2551 LS	375 kW		04/03→			
2555, L, LL	405 kW		04/03→			
2555 LS	405 kW		09/05→			
2560, L, LL	440 kW		04/03→			
2632 B	235 kW		04/03→			
2636 B	265 kW		04/03→			
2641 B	300 kW		04/03→			
2644 B	320 kW		04/03→			
2646 B	335 kW		04/03→			
2648, L, LL	350 kW		04/03→			
2648 B	350 - 355 kW		04/03→			
2648 K, LK	350 - 355 kW		04/03→			
2648 S, LS	350 kW		04/03→			
2651 S, LS	375 kW		04/03→			
2655 S, LS	405 kW		04/03→			
2660 L, LL	440 kW		05/05→			
2660 S, LS	440 kW		06/08→			
2732 AE	235 kW		06/08→			
2732 AKE	235 kW		06/08→			
2736 AE	265 kW		06/08→			
2736 AKE	265 kW		06/08→			
2741 AE	300 kW		06/08→			
2741 AKE	300 kW		06/08→			
2744 AE	320 kW		06/08→			
2744 AKE	320 kW		06/08→			
2746 AE	335 kW		06/08→			
2746 AKE	335 kW		06/08→			
2748 AE	350 kW		06/08→			
2748 AKE	350 kW		06/08→			
3232 B	235 kW		04/03→			
3236 B	265 kW		04/03→			
3236 K	265 kW		04/03→			
3236 L	265 kW		04/03→			
3236 L	265 kW		06/08→			
3241 B	300 kW		04/03→			
3241 K	300 kW		04/03→			
3241 L	300 kW		06/08→			
3244	320 kW		04/03→			
3244 B	320 kW		04/03→			
3244 K	320 kW		04/03→			
3246	335 kW		04/03→			
3246 B	335 kW		04/03→			
3246 K	335 kW		04/03→			
3248, L	350 kW		04/03→			
3248 B	350 kW		04/03→			
3248 K	350 kW		04/03→			

Manufacturer - Model	Power	Displ.	Year of Constr.	Remark	Part Number	Page
MERCEDES-BENZ - ACTROS MP2 / MP3						10/02→
3332 AK	235 kW		04/03→			
3332 AKE	235 kW					
3332 AS	235 kW		04/03→			
3332 B	235 kW		04/03→			
3336 AK	260 - 265 kW		04/03→			
3336 AKE	260 - 265 kW					
3336 AS	265 kW		04/03→			
3336 B	265 kW		04/03→			
3336 K	265 kW		04/03→			
3341 A	300 kW		04/03→			
3341 AK	300 kW		04/03→			
3341 AKE	300 kW					
3341 AS	300 kW		04/03→			
3341 B	300 kW		04/03→			
3341 K	300 kW		04/03→			
3344 A	315 - 320 kW		04/03→			
3344 AK	320 kW		04/03→			
3344 AKE	320 kW					
3344 AS	320 kW		04/03→			
3344 B	320 kW		04/03→			
3344 K	320 kW		04/03→			
3346 A	335 kW		04/03→			
3346 AKE	335 kW					
3346 B	335 kW		04/03→			
3346 K	335 kW		04/03→			
3348 A	350 kW		04/03→			
3348 AK	350 kW		04/03→			
3348 AKE	350 kW					
3348 AS	350 kW		04/03→			
3348 B	350 kW		04/03→			
3348 K	350 kW		04/03→			
3351 A	375 kW		06/08→			
3351 K	370 - 375 kW		04/03→			
3360	440 kW		04/03→			
4141 AK	300 kW		04/03→			
4141 B	300 kW		04/03→			
4141 K	300 kW		04/03→			
4144 AK	320 kW		04/03→			
4144 B	320 kW		04/03→			
4144 K	320 kW		04/03→			
4146 AK	335 kW		04/03→			
4146 B	335 kW		04/03→			
4146 K	335 kW		04/03→			
4148 AK	350 kW		04/03→			
4148 B	350 kW		04/03→			
4148 K	350 kW		04/03→			
4151 AK	375 kW		04/03→			
4151 K	375 kW		05/05→			
5041 AK	300 kW		06/08→			
5041 B	300 kW		06/08→			
5041 K	300 kW		06/08→			
5044 AK	320 kW		06/08→			
5044 B	320 kW		06/08→			
5044 K	320 kW		06/08→			
5046 AK	335 kW		06/08→			
5046 B	335 kW		06/08→			
5046 K	335 kW		06/08→			
5048 AK	350 kW		06/08→			
1836 LS, LLS	265 kW		06/08→	with fastening clamp; for vehicles with short driver cab / for vehicles with long driver cab; Vehicle Trim Level: Kippbar	8FT 351 198-541 Dryer, 672 air conditioning	
1840 LS, LLS	295 kW		06/08→			
1843 LS, LLS	315 kW		06/08→			
1861 LS	450 kW		05/05→			
2040	290 kW		10/02→			
2054 S	395 kW		04/03→			
2536 L, LL	265 kW		06/08→			
2540 L, LL	295 kW		06/08→			
2543 L, LL	315 kW		06/08→			
2550, LS	370 kW		04/03→			
2550 LS	370 kW		04/03→			
2554, L	395 kW		04/03→			
2554 LS	395 kW		04/03→			
2558, L	425 kW		04/03→			
3243	315 kW		10/02→			
3250	370 kW		04/03→			
3255 L	405 kW		02/09→			
3260 L	440 kW		02/09→			
3350 S	370 kW		06/09→			
3358	425 kW		04/03→			
3358 K	425 kW		04/03→			
3550 S	370 kW		06/09→			
4036 K	265 kW		06/09→			

Manufacturer - Model	Power	Displ.	Year of Constr.	Remark	Part Number	Page
MERCEDES-BENZ - ACTROS MP2 / MP3						10/02→
4150 AK	370 kW		04/03→	with fastening clamp; for vehicles with short driver cab / for vehicles with long driver cab; Vehicle Trim Level: Kippbar	8FT 351 198-541 Dryer, 672 air conditioning	
4150 K	370 kW		04/03→			
4154 S	395 kW		04/03→			
4165 S	480 kW		08/08→			
4841 K	408 kW		08/09→			
1848, L, LL	350 kW		04/03→	Compressor ID: 10PA15C; Manufacturer Restriction: Denso; New Part: 1; Number of Ribs: 9	8FK 351 110-991 Compressor, air conditioning	666
1848, LS, LLS	350 kW		04/03→			
1848 K	350 kW		04/03→			
2048 AS	350 kW		04/03→			
				with fastening clamp; for vehicles with short driver cab / for vehicles with long driver cab; Vehicle Trim Level: Kippbar	8FT 351 198-541 Dryer, 672 air conditioning	
				Depth [mm]: 65; L 200 mm; without expansion valve; Vers. produced by BEHR; W 307 mm	8FV 351 211-761 Evaporator, air conditioning	673
				Depth [mm]: 67; + OE 000 830 83 58; L 385 mm; without expansion valve; Vers. produced by BEHR; W 203 mm	8FV 351 330-101 Evaporator, air conditioning	673
				R 134a	8UW 351 029-031 Expansion Valve, air conditioning	675
1860 L, LL	440 kW		05/05→	with fastening clamp; for vehicles with short driver cab / for vehicles with long driver cab; Vehicle Trim Level: Kippbar	8FT 351 198-541 Dryer, 672 air conditioning	
				Depth [mm]: 65; L 200 mm; without expansion valve; Vers. produced by BEHR; W 307 mm	8FV 351 211-761 Evaporator, air conditioning	673
				Depth [mm]: 67; + OE 000 830 83 58; L 385 mm; without expansion valve; Vers. produced by BEHR; W 203 mm	8FV 351 330-101 Evaporator, air conditioning	673
				R 134a	8UW 351 029-031 Expansion Valve, air conditioning	675
2032	230 - 235 kW		04/03→	without dehumidifier; Thread Measurement 2: 7/8" UNF; Vers. produced by BEHR	8FC 351 300-131 Condenser, air conditioning	668
2032 A, AE	230 - 235 kW		04/03→			
2032 AK	230 - 235 kW		04/03→	Compressor ID: 10PA15C; Manufacturer Restriction: Denso; New Part: 1; Number of Ribs: 9	8FK 351 110-991 Compressor, air conditioning	666
2032 AS	230 - 235 kW		04/03→			
2032 K	230 - 235 kW		04/03→	Compressor ID: 7SBU16C; + OE 541 230 12 11; Manufacturer Restriction: Denso; New Part: 1; Number of Ribs: 9	8FK 351 176-521 Compressor, air conditioning	666
2032 S	230 - 235 kW		04/03→			
2036	260 - 265 kW		04/03→	Compressor ID: 7SBU16C; Manufacturer Restriction: Denso; New Part: 1; Number of Ribs: 11	8FK 351 176-531 Compressor, air conditioning	667
2036 A, AE	260 - 265 kW		04/03→			
2036 AS	260 - 265 kW		04/03→	with fastening clamp; for vehicles with short driver cab / for vehicles with long driver cab; Vehicle Trim Level: Kippbar	8FT 351 198-541 Dryer, 672 air conditioning	
2036 S	260 - 265 kW		04/03→			
2041	290 - 300 kW		04/03→	Depth [mm]: 65; L 200 mm; without expansion valve; Vers. produced by BEHR; W 307 mm	8FV 351 211-761 Evaporator, air conditioning	673
2041 AK	290 - 300 kW		04/03→			
2041 AS	290 - 300 kW		04/03→	Depth [mm]: 67; + OE 000 830 83 58; L 385 mm; without expansion valve; Vers. produced by BEHR; W 203 mm	8FV 351 330-101 Evaporator, air conditioning	673
2041 K	290 - 300 kW		04/03→			
2041 S	290 - 300 kW		04/03→	R 134a	8UW 351 029-031 Expansion Valve, air conditioning	675
2044	315 - 320 kW		04/03→			
2044 AS	315 - 320 kW		04/03→	without dehumidifier; Thread Measurement 2: 7/8" UNF; Vers. produced by BEHR	8FC 351 300-131 Condenser, air conditioning	668
2044 S	315 - 320 kW		04/03→			
2046	335 kW		04/03→	Compressor ID: 10PA15C; Manufacturer Restriction: Denso; New Part: 1; Number of Ribs: 9	8FK 351 110-991 Compressor, air conditioning	666
2046 S	335 kW		04/03→			
2050 S	370 kW		04/03→	Compressor ID: 7SBU16C; Manufacturer Restriction: Denso; New Part: 1; Number of Ribs: 11	8FK 351 176-521 Compressor, air conditioning	666
2532, L, LL	230 - 235 kW		04/03→			
2536, L, LL	260 - 265 kW		04/03→	with fastening clamp; for vehicles with short driver cab / for vehicles with long driver cab; Vehicle Trim Level: Kippbar	8FT 351 198-541 Dryer, 672 air conditioning	
2541, L, LL	290 - 300 kW		04/03→			
2544, L, LL	315 - 320 kW		04/03→	Depth [mm]: 65; L 200 mm; without expansion valve; Vers. produced by BEHR; W 307 mm	8FV 351 211-761 Evaporator, air conditioning	673
2546, L, LL	335 kW		04/03→			
3231 K, 3232 K	230 - 235 kW		04/03→	Depth [mm]: 67; + OE 000 830 83 58; L 385 mm; without expansion valve; Vers. produced by BEHR; W 203 mm	8FV 351 330-101 Evaporator, air conditioning	673
3241	300 kW		04/03→			
3331, 3332	230 - 235 kW		04/03→	R 134a	8UW 351 029-031 Expansion Valve, air conditioning	675
3331 A, 3332 A	230 - 235 kW		04/03→			
3331 AK, 3332 AK	230 - 235 kW		04/03→	without dehumidifier; Thread Measurement 2: 7/8" UNF; Vers. produced by BEHR	8FC 351 300-131 Condenser, air conditioning	668
3331 S, 3332 S	230 - 235 kW		04/03→			
3332 K	230 - 235 kW		04/03→	Compressor ID: 10PA15C; Manufacturer Restriction: Denso; New Part: 1; Number of Ribs: 9	8FK 351 110-991 Compressor, air conditioning	666
3336	265 kW		04/03→			
3336 A	265 kW		04/03→	Compressor ID: 7SBU16C; + OE 541 230 12 11; Manufacturer Restriction: Denso; New Part: 1; Number of Ribs: 9	8FK 351 176-521 Compressor, air conditioning	666
3336 K	260 - 265 kW		04/03→			
3336 S	265 kW		04/03→	Compressor ID: 7SBU16C; Manufacturer Restriction: Denso; New Part: 1; Number of Ribs: 11	8FK 351 176-531 Compressor, air conditioning	667
3341	300 kW		04/03→			
3341 S	300 kW		04/03→	with fastening clamp; for vehicles with short driver cab / for vehicles with long driver cab; Vehicle Trim Level: Kippbar	8FT 351 198-541 Dryer, 672 air conditioning	
3344	315 - 320 kW		04/03→			
3344 S	320 kW		04/03→	Depth [mm]: 65; L 200 mm; without expansion valve; Vers. produced by BEHR; W 307 mm	8FV 351 211-761 Evaporator, air conditioning	673
3346	335 kW		04/03→			
3346 S	335 kW		04/03→	Depth [mm]: 67; + OE 000 830 83 58; L 385 mm; without expansion valve; Vers. produced by BEHR; W 203 mm	8FV 351 330-101 Evaporator, air conditioning	673
3348	350 kW		04/03→			
3348 S	350 kW		04/03→	R 134a	8UW 351 029-031 Expansion Valve, air conditioning	675
3350, 3351	370 - 375 kW		04/03→			
4140 AK	290 - 300 kW		04/03→	without dehumidifier; Thread Measurement 2: 7/8" UNF; Vers. produced by BEHR	8FC 351 300-131 Condenser, air conditioning	668
4140 K	290 - 300 kW		04/03→			

Manufacturer - Model	Power	Displ.	Year of Constr.	Remark	Part Number	Page
MERCEDES-BENZ - ACTROS MP2 / MP3						10/02→
4144 K	315 - 320 kW		04/03→	without dehumidifier; Thread Measurement 2: 7/8" UNF; Vers. produced by BEHR	8FC 351 300-131 Condenser, air conditioning	668
				Compressor ID: 10PA15C; Manufacturer Restriction: Denso; New Part: 1; Number of Ribs: 9	8FK 351 110-991 Compressor, air conditioning	666
				Compressor ID: 7SBU16C; + OE 541 230 12 11; Manufacturer Restriction: Denso; New Part: 1; Number of Ribs: 9	8FK 351 176-521 Compressor, air conditioning	666
				Compressor ID: 7SBU16C; Manufacturer Restriction: Denso; New Part: 1; Number of Ribs: 11	8FK 351 176-531 Compressor, air conditioning	667
				with fastening clamp; for vehicles with short driver cab / for vehicles with long driver cab; Vehicle Trim Level: Kippbar	8FT 351 198-541 Dryer, air conditioning	672
				Depth [mm]: 65; L 200 mm; without expansion valve; Vers. produced by BEHR; W 307 mm	8FV 351 211-761 Evaporator, air conditioning	673
				Depth [mm]: 67; + OE 000 830 83 58; L 385 mm; without expansion valve; Vers. produced by BEHR; W 203 mm	8FV 351 330-101 Evaporator, air conditioning	673
				R 134a	8UW 351 029-031 Expansion Valve, air conditioning	675
2548, L,LL	350 kW		04/03→	without dehumidifier; Thread Measurement 2: 7/8" UNF; Vers. produced by BEHR	8FC 351 300-131 Condenser, air conditioning	668
				Compressor ID: 10PA15C; Manufacturer Restriction: Denso; New Part: 1; Number of Ribs: 9	8FK 351 110-991 Compressor, air conditioning	666
				Compressor ID: 7SBU16C; + OE 541 230 12 11; Manufacturer Restriction: Denso; New Part: 1; Number of Ribs: 9	8FK 351 176-521 Compressor, air conditioning	666
				with fastening clamp; for vehicles with short driver cab / for vehicles with long driver cab; Vehicle Trim Level: Kippbar	8FT 351 198-541 Dryer, air conditioning	672
				Depth [mm]: 65; L 200 mm; without expansion valve; Vers. produced by BEHR; W 307 mm	8FV 351 211-761 Evaporator, air conditioning	673
				Depth [mm]: 67; + OE 000 830 83 58; L 385 mm; without expansion valve; Vers. produced by BEHR; W 203 mm	8FV 351 330-101 Evaporator, air conditioning	673
				R 134a	8UW 351 029-031 Expansion Valve, air conditioning	675
				2632, L, LL 2641 S, LS	235 kW 300 kW	
Compressor ID: 10PA15C; Manufacturer Restriction: Denso; New Part: 1; Number of Ribs: 9	8FK 351 110-991 Compressor, air conditioning	666				
Compressor ID: 7SBU16C; + OE 541 230 12 11; Manufacturer Restriction: Denso; New Part: 1; Number of Ribs: 9	8FK 351 176-521 Compressor, air conditioning	666				
Compressor ID: 7SBU16C; Manufacturer Restriction: Denso; New Part: 1; Number of Ribs: 11	8FK 351 176-531 Compressor, air conditioning	667				
+ OE 000 830 20 83; Ø 53 mm; with holder	8FT 351 197-441 Dryer, air conditioning	671				
+ OE 000 830 18 83; Ø 50 mm; with holder	8FT 351 197-451 Dryer, air conditioning	671				
with fastening clamp; for vehicles with short driver cab / for vehicles with long driver cab; Vehicle Trim Level: Kippbar	8FT 351 198-541 Dryer, air conditioning	672				
Depth [mm]: 67; + OE 000 830 83 58; L 385 mm; without expansion valve; Vers. produced by BEHR; W 203 mm	8FV 351 330-101 Evaporator, air conditioning	673				
R 134a	8UW 351 029-031 Expansion Valve, air conditioning	675				

Manufacturer - Model	Power	Displ.	Year of Constr.	Remark	Part Number	Page
MERCEDES-BENZ - ACTROS MP2 / MP3						10/02→
3346 AK	335 kW		04/03→	with fastening clamp; for vehicles with short driver cab / for vehicles with long driver cab; Vehicle Trim Level: Kippbar	8FT 351 198-541	Dryer, 672 air conditioning
3346 AS	335 kW		04/03→			
3351 AK	370 - 375 kW		04/03→			
3351 AS	370 - 375 kW		04/03→	Depth [mm]: 65; L 200 mm; without expansion valve; Vers. produced by BEHR; W 307 mm	8FV 351 211-761	673 Evaporator, air conditioning
3355 AS	405 kW		04/03→			
3355 S	405 kW		04/03→			
4151 K	375 kW		04/03→	Depth [mm]: 67; + OE 000 830 83 58; L 385 mm; without expansion valve; Vers. produced by BEHR; W 203 mm	8FV 351 330-101	673 Evaporator, air conditioning
4160 S	448 kW		10/02→			
3351 S	375 kW		04/03→	without dehumidifier; Thread Measurement 2: 7/8" UNF; Vers. produced by BEHR	8FC 351 300-131	668 Condenser, air conditioning
3354, 3355	395 - 405 kW		04/03→			
				Compressor ID: 7SBU16C; + OE 541 230 12 11; Manufacturer Restriction: Denso; New Part: 1; Number of Ribs: 9	8FK 351 176-521	666 Compressor, air conditioning
				Compressor ID: 7SBU16C; Manufacturer Restriction: Denso; New Part: 1; Number of Ribs: 11	8FK 351 176-531	667 Compressor, air conditioning
				with fastening clamp; for vehicles with short driver cab / for vehicles with long driver cab; Vehicle Trim Level: Kippbar	8FT 351 198-541	672 Dryer, air conditioning
				Depth [mm]: 65; L 200 mm; without expansion valve; Vers. produced by BEHR; W 307 mm	8FV 351 211-761	673 Evaporator, air conditioning
				Depth [mm]: 67; + OE 000 830 83 58; L 385 mm; without expansion valve; Vers. produced by BEHR; W 203 mm	8FV 351 330-101	673 Evaporator, air conditioning
				R 134a	8UW 351 029-031	675 Expansion Valve, air conditioning
MERCEDES-BENZ - ACTROS MP4						07/11→
1842 L	310 kW		07/11→	with fastening clamp; for vehicles with short driver cab / for vehicles with long driver cab; Vehicle Trim Level: Kippbar	8FT 351 198-541	672 Dryer, air conditioning
1842 LS	310 kW		07/11→			
2542 L	310 kW		07/11→			
MERCEDES-BENZ - ATEGO 2						10/04→
1016, 1016 L	115 kW		10/04→	Depth [mm]: 16; L 500 mm; without dehumidifier; Vers. produced by BEHR; W 537 mm	8FC 351 300-141	668 Condenser, air conditioning
1018, 1018 L	130 kW		10/04→			
1018 A	130 kW		10/04→			
1022, 1022 L	160 kW		10/04→	+ OE 970 830 02 83	8FT 351 198-551	672 Dryer, air conditioning
1215, 1215 L, 1216, 1216 L	112 - 115 kW		10/04→			
1218, 1218 L	130 kW		10/04→			
1222, 1222 L	160 kW		10/04→			
1226, 1226 L	188 kW		10/04→			
1318, 1318 L	130 kW		10/04→			
1318 A	130 kW		10/04→			
1322, 1322 L	160 kW		10/04→			
1322 LS	160 kW		10/04→			
1326, 1326 L	188 kW		10/04→			
1326 LS	188 kW		10/04→			
1518, 1518 L	130 kW		10/04→			
1518 A	130 kW		10/04→			
1522, 1522 L	160 kW		10/04→			
1526, 1526 L	188 kW		10/04→			
712, 713	90 - 95 kW		10/04→			
715, 715 L, 716, 716 L	112 - 115 kW		10/04→			
812, 813	90 - 95 kW		10/04→			
815, 815 L, 816, 816 L	112 - 115 kW		10/04→			
815 K, 816 K	112 - 115 kW		10/04→			
818, 818 L	130 kW		10/04→			
818 K	130 kW		10/04→			
822, 822 L	160 kW		10/04→			
915, 915 L, 916, 916 L	112 - 115 kW		10/04→			
918, 918 L	130 kW		10/04→			
922, 922 L	160 kW		10/04→			
1023, 1023 L, 1024, 1024 L	170 - 175 kW		10/04→	Depth [mm]: 16; L 500 mm; without dehumidifier; Vers. produced by BEHR; W 537 mm	8FC 351 300-141	668 Condenser, air conditioning
1023 A, 1024 A	170 - 175 kW		10/04→			
1223, 1223 L, 1224, 1224 L	170 - 175 kW		10/04→			
1228, 1228 L, 1229, 1229 L	205 - 210 kW		10/04→	+ OE 973 830 01 83	8FT 351 197-471	671 Dryer, air conditioning
1323, 1323 L, 1324, 1324 L	170 - 175 kW		10/04→			
1323 A, 1324 A	170 - 175 kW		10/04→			
1323 LS, 1324 LS	170 - 175 kW		10/04→	+ OE 970 830 02 83	8FT 351 198-551	672 Dryer, air conditioning
1328, 1328 L, 1329, 1329 L	205 - 210 kW		10/04→			
1328 LS, 1329 LS	205 - 210 kW		10/04→			
1523, 1523 L, 1524, 1524 L	170 - 175 kW		10/04→			
1523 A, 1524 A	170 - 175 kW		10/04→			
1528, 1528 L, 1529, 1529 L	205 - 210 kW		10/04→			
823, 823 L, 824, 824 L	170 - 175 kW		10/04→			

Manufacturer - Model	Power	Displ.	Year of Constr.	Remark	Part Number	Page
MERCEDES-BENZ - ATEGO 2						10/04→
923, 923 L, 924, 924 L	170 - 175 kW		10/04→	Depth [mm]: 16; L 500 mm; without dehumidifier; Vers. produced by BEHR; W 537 mm	8FC 351 300-141 Condenser, air conditioning	668
				+ OE 973 830 01 83	8FT 351 197-471 Dryer, air conditioning	671
				+ OE 970 830 02 83	8FT 351 198-551 Dryer, air conditioning	672
MERCEDES-BENZ - ATEGO						01/98→10/04
1017, 1017 L	125 kW		01/98→10/04	Depth [mm]: 16; L 500 mm; without dehumidifier; Vers. produced by BEHR; W 537 mm	8FC 351 300-141 Condenser, air conditioning	668
1017 A	125 kW		01/98→10/04			
1017 AK	125 kW		01/98→10/04			
1215, 1215 L	112 kW		01/98→10/04			
1215 K	112 kW		01/98→10/04			
1217, 1217 L	125 kW		01/98→10/04			
1217 K	125 kW		01/98→10/04			
1217 KO	125 kW		01/98→10/04			
1317, 1317 L	125 kW		01/98→10/04			
1317 A	125 kW		01/98→10/04			
1317 AK	125 - 130 kW		01/98→10/04			
1317 K	125 kW		01/98→10/04			
1317 KO, 1317 LKO, 1318 KO, 1318 LKO	125 - 130 kW		01/98→10/04			
1517, 1517 L	125 kW		01/98→10/04			
1517 A	125 kW		01/98→10/04			
1517 K	125 kW		01/98→10/04			
712	90 kW		01/98→10/04			
715,715 L	112 kW		01/98→10/04			
812	90 kW		01/98→10/04			
815,815 L	112 kW		01/98→10/04			
815, 815 L	112 kW		01/98→10/04			
815 F	112 - 115 kW		01/98→10/04			
815 K	112 kW		01/98→10/04			
817, 817 L	125 kW		01/98→10/04			
817 K	125 kW		01/98→10/04			
917, 917 L	125 kW		01/98→10/04			
917 AF	125 - 128 kW		01/98→10/04			
917 K	125 kW		01/98→10/04			
1017 K	125 kW		01/98→10/04	Depth [mm]: 16; L 500 mm; without dehumidifier; Vers. produced by BEHR; W 537 mm	8FC 351 300-141 Condenser, air conditioning	668
1214, 1214 L	100 kW		01/98→10/04			
714, 714 L	100 kW		01/98→10/04			
714 K	100 kW		01/98→10/04			
717, 717 L	125 kW		01/98→10/04			
717 K	125 kW		01/98→10/04			
814, 814 L	100 kW		01/98→10/04			
814 K	100 kW		01/98→10/04			
1017 KO, 1018 KO	125 - 130 kW		01/98→10/04	+ OE 970 500 00 54; Depth [mm]: 16; L 500 mm; without dehumidifier; Vers. produced by BEHR; W 537 mm	8FC 351 300-141 Condenser, air conditioning	668
				+ OE 970 830 02 83	8FT 351 198-551 Dryer, air conditioning	672
				Diameter 1 [mm]: 18; Diameter 2 [mm]: 15; Diameter 3 [mm]: 10; Diameter 4 [mm]: 12; R 134a	8UW 351 239-381 Expansion Valve, air conditioning	675
1023, 1023 L	170 kW		01/98→10/04	Depth [mm]: 16; L 500 mm; without dehumidifier; Vers. produced by BEHR; W 537 mm	8FC 351 300-141 Condenser, air conditioning	668
1223, 1223 L	170 kW		01/98→10/04			
1225 AF	180 kW		01/98→10/04			
1225 F	180 kW		01/98→10/04			
1228, 1228 L	205 kW		01/98→10/04			
1323, 1323 L	170 kW		01/98→10/04			
1323 LS	170 kW		01/98→10/04			
1325 AF	180 kW		01/98→10/04			
1325 F	180 kW		01/98→10/04			
1328, 1328 L	205 kW		01/98→10/04			
1328 AF	205 kW		01/98→10/04			
1328 F	205 kW		01/98→10/04			
1328 LS	205 kW		01/98→10/04			
1523, 1523 L	170 kW		01/98→10/04			
1523 A	170 kW		01/98→10/04			
1523 AK	170 kW		01/98→10/04			
1523 K	170 kW		01/98→10/04			
1525 AF	180 kW		01/98→10/04			
1528, 1528 L	205 kW		01/98→10/04			
1528 AF	205 kW		01/98→10/04			
1528 F	205 kW		01/98→10/04			
823, 823 L	170 kW		01/98→10/04			
823 K	170 kW		01/98→10/04			
923, 923 L	170 kW		01/98→10/04			
923 K	170 kW		01/98→10/04			

Manufacturer - Model	Power	Displ.	Year of Constr.	Remark	Part Number	Page
MERCEDES-BENZ - ATEGO						01/98→10/04
925 AF	180 kW		01/98→10/04	Depth [mm]: 16; L 500 mm; without dehumidifier; Vers. produced by BEHR; W 537 mm	8FC 351 300-141 Condenser, air conditioning	668
				+ OE 973 830 01 83	8FT 351 197-471 Dryer,	671
				+ OE 970 830 02 83	8FT 351 198-551 Dryer,	672
				Diameter 1 [mm]: 18; Diameter 2 [mm]: 15; Diameter 3 [mm]: 10; Diameter 4 [mm]: 12; R 134a	8UW 351 239-381 Expansion Valve, air conditioning	675
1323 KO, 1323 LKO	170 kW		01/98→10/04	+ OE 970 500 00 54; Depth [mm]: 16; L 500 mm; without dehumidifier; Vers. produced by BEHR; W 537 mm	8FC 351 300-141 Condenser, air conditioning	668
				+ OE 973 830 01 83	8FT 351 197-471 Dryer,	671
				+ OE 970 830 02 83	8FT 351 198-551 Dryer,	672
				Diameter 1 [mm]: 18; Diameter 2 [mm]: 15; Diameter 3 [mm]: 10; Diameter 4 [mm]: 12; R 134a	8UW 351 239-381 Expansion Valve, air conditioning	675
1523 KO	170 kW		01/98→10/04	Depth [mm]: 16; L 500 mm; without dehumidifier; Vers. produced by BEHR; W 537 mm	8FC 351 300-141 Condenser, air conditioning	668
				+ OE 973 830 01 83	8FT 351 197-471 Dryer,	671
				+ OE 970 830 02 83	8FT 351 198-551 Dryer,	672
1823, 1823 L 1828, 1828 L	170 kW 205 kW		01/98→10/04 04/98→10/04	Diameter 1 [mm]: 18; Diameter 2 [mm]: 15; Diameter 3 [mm]: 10; Diameter 4 [mm]: 12; R 134a	8UW 351 239-381 Expansion Valve, air conditioning	675
1823 AK 1823 K 1823 LS 1828 A 1828 AK 1828 K 1828 LS 2523 L 2528 L 2628 2628 B 2628 K	170 kW 170 kW 170 kW 205 kW 205 kW 205 kW 205 kW 170 kW 205 kW 205 kW 205 kW 205 kW		04/98→10/04 04/98→10/04 04/98→10/04 04/98→10/04 04/98→10/04 04/98→10/04 04/98→10/04 04/98→10/04 04/98→10/04 04/98→10/04 04/98→10/04 04/98→10/04	Depth [mm]: 22; L 470 mm; without dehumidifier; Vers. produced by BEHR; W 610 mm Diameter 1 [mm]: 18; Diameter 2 [mm]: 15; Diameter 3 [mm]: 10; Diameter 4 [mm]: 12; R 134a	8FC 351 300-151 Condenser, air conditioning 8UW 351 239-381 Expansion Valve, air conditioning	669 675
MERCEDES-BENZ - AXOR 2						10/04→
1823, 1823 L, 1824, 1824 L, LL 1823 LS, 1824 LS 1826, 1826 L, LL 1826 LS 1828, 1828 L, 1829, 1829 L, LL 1829 LS 1833, 1833 L, LL 1833 LS 2528 L, 2529 L 2533, 2533 L 2628, 2629 2633	170 - 175 kW 170 - 175 kW 188 kW 188 kW 205 - 210 kW 210 kW 240 kW 240 kW 205 - 210 kW 240 kW 205 - 210 kW 240 kW		10/04→ 10/04→ 10/04→ 10/04→ 10/04→ 10/04→ 10/04→ 10/04→ 10/04→ 10/04→ 10/04→ 10/04→	Depth [mm]: 22; L 470 mm; without dehumidifier; Vers. produced by BEHR; W 610 mm	8FC 351 300-151 Condenser, air conditioning	669
1836 LS, LLS 1840 LS, LLS 1843 LS, LLS 2535 L, 2536 L, 2536 LL 2540 L, LL 2543 L, LL	265 kW 295 kW 315 kW 260 - 265 kW 295 kW 315 kW		10/04→ 10/04→ 10/04→ 10/04→ 10/04→ 10/04→	Depth [mm]: 22; L 600 mm; without dehumidifier; Vers. produced by BEHR; W 457 mm	8FC 351 317-641 Condenser, air conditioning	669
MERCEDES-BENZ - AXOR						01/02→10/04
1823 1823 K 2523 2523 K 2528 2623 L 2628 L	170 kW 170 kW 170 kW 170 kW 205 kW 170 kW 205 kW		01/02→10/04 01/02→10/04 01/02→10/04 01/02→10/04 01/02→10/04 01/02→10/04 01/02→10/04	Depth [mm]: 22; L 470 mm; without dehumidifier; Vers. produced by BEHR; W 610 mm	8FC 351 300-151 Condenser, air conditioning	669
1835 LS 1840 LS 1843 LS	260 kW 295 kW 315 kW		01/02→10/04 01/02→10/04 01/02→10/04	Depth [mm]: 22; L 600 mm; without dehumidifier; Vers. produced by BEHR; W 457 mm	8FC 351 317-641 Condenser, air conditioning	669

Manufacturer - Model	Power	Displ.	Year of Constr.	Remark	Part Number	Page
MERCEDES-BENZ - CITARO (O 530)						01/98→
Citaro N	185 kW		01/98→	Compressor ID: 10PA15C; Manufacturer Restriction: Denso; New Part: 1; Number of Ribs: 9	8FK 351 110-991 Compressor, air conditioning	666
Citaro N, Citaro MUE	220 kW		01/98→			
Citaro N, Citaro MUE	260 kW		01/98→			
MERCEDES-BENZ - CONECTO (O 345)						11/01→
CONECTO C, H, M, UE	185 kW		11/01→	Compressor ID: 10PA15C; Manufacturer Restriction: Denso; New Part: 1; Number of Ribs: 9	8FK 351 110-991 Compressor, air conditioning	666
CONECTO C, H, M, UE	220 kW		11/01→			
CONECTO C, H, M, UE	260 kW		11/01→			
MERCEDES-BENZ - MK						12/87→09/96
1222	160 - 165 kW		07/89→08/94	+ OE 000 830 15 83	8FT 351 197-411 Dryer, 670 air conditioning	
1222 A, 1222 LA	160 - 165 kW		09/89→07/94			
1222 AF	160 - 165 kW		09/89→09/93			
1222 F	160 - 165 kW		07/89→08/94			
1222 S, 1222 LS	160 - 165 kW		07/89→08/94			
1224 AF	170 - 177 kW		02/93→09/96			
1224 AF	180 kW		02/93→09/96			
1226 AF	180 - 200 kW		02/93→09/96			
1226 AF	195 - 218 kW		02/90→09/93			
1226 AF	250 kW		02/93→09/96			
1227 A	200 kW		01/92→07/92			
1234 AF	250 kW		01/92→09/96			
1417	121 - 129 kW		07/89→09/96			
1417 A	121 - 129 kW		09/89→09/96			
1417 AK	121 - 129 kW		09/89→09/96			
1417 K	121 - 125 kW		07/89→09/96			
1420,1420 L	155 kW		12/87→09/96			
1420 LS	155 kW		02/90→09/96			
1422	230 kW		02/93→08/94			
1422,1422 L	160 - 165 kW		12/87→09/96			
1422 F	160 - 165 kW		07/89→09/93			
1422 F	177 kW		03/93→08/94			
1422 F	180 - 230 kW		02/93→08/94			
1422 LS	200 kW		02/93→08/94			
1422 S,1422 LS	160 - 165 kW		12/87→09/96			
1424,1424 L	180 - 200 kW		12/87→09/96			
1424 S,1424 LS	180 - 200 kW		12/87→09/96			
1426 S,1426 LS	191 - 195 kW		12/87→09/96			
1427 F	200 kW		02/93→09/96			
1717,1717 L	129 kW		12/87→09/96			
1717 AK	129 kW		09/89→08/94			
1717 K	129 kW		09/89→08/94			
1720,1720 L	150 - 155 kW		12/87→09/96			
1720 S	155 kW		02/90→08/94			
1722	218 kW		12/88→08/94			
1722,1722 L, 1722 LL	151 - 165 kW		12/87→09/96			
1722 AK	151 - 165 kW		12/88→08/94			
1722 AK	177 kW		12/88→08/94			
1722 AK	200 kW		12/88→08/94			
1722 K	153 - 165 kW		12/88→08/94			
1722 K	230 kW		12/88→08/94			
1722 L	150 kW		12/88→08/94			
1722 S	153 - 165 kW		12/88→08/94			
1726,1726 L, 1726 LL	195 - 218 kW		12/87→09/96			
1726 AK	195 kW		06/89→08/94			
1726 K	195 kW		12/88→08/94			
1726 L, 1726 LL	250 kW		12/88→08/94			
1726 S,1726 LS	195 - 218 kW		12/87→09/96			
1727 L	200 kW		12/88→08/94			
1733,1733 L, 1734 L	243 - 250 kW		12/87→09/96			
1733 S,1733 LS	243 - 249 kW		12/87→09/96			
1820,1820 L	155 kW		12/87→09/96			
1820 AK	155 kW		07/93→09/96			
1820 K	155 kW		05/92→09/96			
1824	180 kW		01/94→09/96			
1824,1824 L	180 kW		12/87→09/96			
1824 AK	180 kW		08/92→09/96			
1824 AK	180 - 230 kW		01/94→09/96			
1824 K	180 kW		08/92→09/96			
1824 K	180 kW		01/94→09/96			
1827,1827 L	200 kW		12/87→09/96			
1827 S,1827 LS	200 kW		12/87→09/96			
1831,1831 L	230 kW		12/87→09/96			
1831 S,1831 LS	230 kW		12/87→09/96			
1834,1834 L	250 kW		12/87→09/96			
1834 S,1834 LS	250 kW		12/87→09/96			
2420,2420 L	150 - 155 kW		12/87→09/96			
2422	160 kW		09/89→08/94			
2422,2422 L	153 - 165 kW		12/87→09/96			
2422 B	160 - 165 kW		09/89→08/94			

Manufacturer - Model	Power	Displ.	Year of Constr.	Remark	Part Number	Page
MERCEDES-BENZ - MK					12/87→09/96	
2422 K	160 - 165 kW		09/89→08/94	+ OE 000 830 15 83	8FT 351 197-411 Dryer, 670 air conditioning	
2426	195 kW		01/90→08/94			
2426, 2426 L	195 kW		02/90→08/94			
2426 B	195 kW		02/90→08/94			
2426 L	200 - 230 kW		02/90→08/94			
2426 L	250 kW		02/90→08/94			
2433,2433 L, 2434 L	243 - 250 kW		12/87→09/96			
2433 K	249 kW		09/89→07/92			
2433 S,2433 LS	243 - 249 kW		12/87→09/96			
2524	180 kW		06/92→09/96			
2524	180 kW		01/94→09/96			
2524,2524 L	180 kW		12/87→09/96			
2524,2524 L	180 - 200 kW		12/87→09/96			
2524 K	180 kW		06/92→09/96			
2524 K	180 kW		01/94→09/96			
2527	200 kW		10/93→09/96			
2527	200 kW		01/94→09/96			
2527 B	200 kW		03/91→09/96			
2527 B	200 kW		01/94→09/96			
2527 K	200 kW		10/93→09/96			
2527 K	200 kW		01/94→09/96			
2527 L	195 kW		03/91→08/94			
2527 L	200 - 230 kW		09/92→09/96			
2527 L	200 - 230 kW		01/94→09/96			
2531,2531 L	230 kW		12/87→09/96			
2534,2534 L	250 kW		12/87→09/96			
2534 K	250 kW		01/91→09/96			
2534 S,2534 LS	250 kW		12/87→09/96			
2522 L	153 kW		12/87→09/96	Depth [mm]: 22; L 470 mm; without dehumidifier; Vers. produced by BEHR; W 610 mm	8FC 351 300-151	669
MERCEDES-BENZ - NG					10/81→03/91	
1922 S	159 kW		10/81→03/91	Diameter 1 [mm]: 18; Diameter 2 [mm]: 15; Diameter 3 [mm]: 10; Diameter 4 [mm]: 12; R 134a	8UW 351 239-381	675
MERCEDES-BENZ - O 100					01/94→	
City	72 kW		01/94→	Compressor ID: 10PA15C; + OE 0002301111; Manufacturer Restriction: Denso; New Part: 1; Number of Ribs: 6	8FK 351 109-001	665
MERCEDES-BENZ - SK					07/87→	
1728, 1729, 1729 L	210 - 218 kW		07/87→09/96	+ OE 000 830 15 83	8FT 351 197-411 Dryer, 670 air conditioning	
1729 AK	213 kW		07/88→09/93			
1729 K	213 - 218 kW		07/88→08/94			
1729 S,1729 LS	210 - 218 kW		07/87→09/96			
1735,1735 L	260 - 269 kW		07/87→09/96			
1735 AK	260 - 269 kW		08/89→08/94			
1735 K	250 - 269 kW		07/88→08/94			
1735 L	218 kW		07/88→08/94			
1735 S,1735 LS	260 - 269 kW		07/87→09/96			
1748,1748 L	353 - 362 kW		07/87→09/96			
1748 S,1748 LS	353 - 362 kW		07/87→09/96			
1831,1831 L	230 kW		07/87→09/96			
1831 AK	230 kW		05/91→09/96			
1831 AK	230 kW		01/94→09/96			
1831 K	230 kW		07/92→09/96			
1831 K	230 - 250 kW		07/92→09/96			
1831 S,1831 LS	230 kW		07/87→09/96			
1834,1834 L	250 kW		07/87→09/96			
1834 S,1834 LS	250 kW		07/87→09/96			
1838,1838 L	280 kW		07/87→09/96			
1838,1838 L	320 kW		07/87→09/96			
1838 AK	280 kW		12/92→09/96			
1838 AK	280 kW		01/94→09/96			
1838 AK	320 kW		12/92→09/96			
1838 AK	370 kW		12/92→09/96			
1838 K	280 kW		12/90→09/96			
1838 K	280 kW		06/95→09/96			
1838 S,1838 LS	280 kW		07/87→09/96			
1838 S,1838 LS	320 kW		07/87→09/96			
1840 LS	280 kW		07/91→07/92			
1844,1844 L	320 kW		07/87→09/96			
1844 S,1844 LS	320 kW		07/87→09/96			
1850,1850 L	362 - 370 kW		07/87→09/96			
1850 S,1850 LS	362 - 370 kW		07/87→09/96			
1853,1853 L	390 kW		07/87→09/96			
1853 AK	390 kW		01/96→09/96			
1853 S,1853 LS	390 kW		07/87→09/96			

Manufacturer - Model	Power	Displ.	Year of Constr.	Remark	Part Number	Page
MERCEDES-BENZ - SK						07/87→
1922	160 - 165 kW		05/89→08/94	+ OE 000 830 15 83	8FT 351 197-411 Dryer, 670 air conditioning	
1922 AK	160 - 165 kW		08/89→08/94			
1922 K	160 - 165 kW		05/89→08/94			
1922 S	160 - 165 kW		05/89→08/94			
1929,1929 L	210 - 218 kW		07/87→09/96			
1929 A	210 - 218 kW		07/88→08/94			
1929 A	269 kW		07/88→09/93			
1929 A	340 kW		07/88→08/94			
1929 AK	210 - 218 kW		07/88→08/94			
1929 AS	213 - 218 kW		07/88→08/94			
1929 K	210 - 218 kW		07/88→08/94			
1929 S	210 - 218 kW		07/88→08/94			
1935	260 - 269 kW		05/89→08/94			
1935 AK	250 - 269 kW		05/89→08/94			
1935 AS	250 - 269 kW		05/89→08/94			
1935 K	250 - 269 kW		05/89→08/94			
1935 S	269 kW		05/89→08/94			
1948	353 - 362 kW		09/88→07/92			
2024	180 kW		02/93→09/96			
2024	180 kW		01/94→09/96			
2024 AK	180 kW		02/93→09/96			
2024 AK	180 kW		01/94→09/96			
2024 K	180 kW		02/93→09/96			
2024 K	180 kW		01/94→09/96			
2031	230 kW		03/92→09/96			
2031 A	230 kW		03/92→09/96			
2031 A	230 kW		01/94→09/96			
2031 A	280 kW		03/92→09/96			
2031 A	280 kW		01/94→09/96			
2031 A	320 kW		03/92→09/96			
2031 AS	230 kW		03/92→09/96			
2031 K	230 kW		03/92→09/96			
2031 S	230 kW		03/92→09/96			
2038	280 kW		11/91→09/96			
2038	280 kW		12/92→			
2038 AS	280 kW		12/92→09/96			
2038 AS	280 kW		01/94→09/96			
2038 AS	320 kW		12/92→09/96			
2038 S	280 kW		11/91→09/96			
2044	320 kW		01/92→09/96			
2044 S	320 kW		01/92→09/96			
2050	362 - 390 kW		01/91→09/96			
2050 S	362 - 390 kW		01/91→09/96			
2429	210 - 218 kW		07/88→08/94			
2429,2429 L	213 - 218 kW		07/87→09/96			
2429 K	210 - 218 kW		07/88→08/94			
2429 S	213 - 218 kW		07/88→08/94			
2429 S,2429 LS	213 - 218 kW		07/87→09/96			
2435	260 - 269 kW		07/88→08/94			
2435,2435 L	260 - 269 kW		07/87→09/96			
2435 K	250 - 269 kW		07/88→08/94			
2435 S	250 - 269 kW		07/88→08/94			
2435 S,2435 LS	260 - 269 kW		07/87→09/96			
2448,2448 L	353 - 362 kW		07/87→09/96			
2448 LS	353 - 362 kW		07/88→07/92			
2448 S	353 - 362 kW		07/88→07/92			
2538	280 kW		03/91→09/96			
2538	280 kW		01/94→09/96			
2538	320 kW		03/91→09/96			
2538	370 kW		03/91→09/96			
2538,2538 L	280 kW		07/87→09/96			
2538,2538 L	320 kW		07/87→09/96			
2538 K, 2538 LK	280 kW		03/91→09/96			
2538 K, 2538 LK	280 kW		01/94→09/96			
2538 K, 2538 LK	320 kW		03/91→09/96			
2538 K, 2538 LK	362 - 370 kW		03/91→09/96			
2538 S	370 kW		03/91→09/96			
2538 S,2538 LS	280 kW		07/87→09/96			
2538 S,2538 LS	320 kW		07/87→09/96			
2544,2544 L	320 kW		07/87→09/96			
2544 S, LS	320 kW		01/92→09/96			
2550,2550 L	370 - 390 kW		07/87→09/96			
2550 S, 2550 LS	370 - 390 kW		01/91→09/96			
2553,2553 L	390 kW		07/87→09/96			
2553 S, 2553 LS	390 kW		01/96→09/96			
2629	213 - 218 kW		07/88→08/94			
2629	269 kW		07/88→08/94			
2629 A	213 - 218 kW		07/88→08/94			
2629 A	269 kW		07/88→08/94			
2629 A	280 kW		07/88→08/94			
2629 A	320 kW		07/88→08/94			

Manufacturer - Model	Power	Displ.	Year of Constr.	Remark	Part Number	Page
MERCEDES-BENZ - SK						07/87→
2629 A	340 kW		07/88→08/94	+ OE 000 830 15 83	8FT 351 197-411 Dryer, 670 air conditioning	
2629 A	362 - 370 kW		07/88→08/94			
2629 AK	213 - 218 kW		07/88→08/94			
2629 AK	269 kW		07/88→08/94			
2629 AK	320 kW		07/88→08/94			
2629 AK	362 - 370 kW		07/88→08/94			
2629 AS	213 - 218 kW		07/88→08/94			
2629 AS	362 - 370 kW		07/88→08/94			
2629 B	213 - 218 kW		07/88→08/94			
2629 K	213 - 218 kW		07/88→08/94			
2629 K	230 kW		07/88→08/94			
2629 K	362 kW		07/88→08/94			
2629 S	213 - 218 kW		07/88→08/94			
2631	230 kW		06/92→09/96			
2631	230 - 250 kW		06/92→09/96			
2631 A	230 kW		06/92→09/96			
2631 A	230 kW		01/94→09/96			
2631 AK, 2634 AK	230 kW		06/92→09/96			
2631 AK, 2634 AK	230 kW		01/94→09/96			
2631 AS	230 kW		06/92→09/96			
2631 B	230 kW		06/92→09/96			
2631 S	230 kW		06/92→09/96			
2635	210 kW		07/88→08/94			
2635	260 - 269 kW		07/88→08/94			
2635	370 kW		01/91→08/94			
2635 A	260 - 269 kW		02/90→08/94			
2635 A	320 kW		12/91→08/94			
2635 AK	250 - 269 kW		02/90→08/94			
2635 AK	362 - 370 kW		02/90→08/94			
2635 AS	250 - 269 kW		02/92→08/94			
2635 AS	362 kW		02/90→09/96			
2635 K	250 - 269 kW		07/88→08/94			
2635 K	280 kW		01/91→08/94			
2635 K	320 kW		07/91→08/94			
2635 K	362 - 370 kW		07/88→08/94			
2635 S	250 - 269 kW		07/88→08/94			
2635 S	362 - 370 kW		07/88→08/94			
2638, 2638 L	280 kW		09/91→09/96			
2638, 2638 L	320 kW		09/91→09/96			
2638, 2638 L	370 kW		09/91→09/96			
2638 A, LA	280 kW		09/91→09/96			
2638 A, LA	320 kW		09/91→09/96			
2638 AK	280 kW		07/92→09/96			
2638 AK	280 kW		01/94→09/96			
2638 AK	320 kW		07/92→09/96			
2638 AK	370 kW		09/91→09/96			
2638 AS	280 kW		07/92→09/96			
2638 AS	280 kW		01/94→09/96			
2638 AS	320 kW		07/92→09/96			
2638 AS	370 kW		07/92→09/96			
2638 K	280 kW		09/91→09/96			
2638 K	320 kW		09/91→09/96			
2638 K	362 kW		09/91→09/96			
2638 K	370 kW		09/91→09/96			
2638 S	320 kW		09/91→09/96			
2638 S	370 kW		09/91→09/96			
2644, 2644 L	320 kW		01/92→09/96			
2644 A	320 kW		01/92→09/96			
2644 S	320 kW		01/92→09/96			
2648 S	329 kW		12/88→07/92			
2648 S	353 - 362 kW		12/88→07/92			
2650, 2650 L	362 - 370 kW		07/92→09/96			
2650 S	370 kW		07/92→09/96			
3053 S	390 kW		01/94→09/96			
3053 S	370 kW		12/93→09/96			
3229	213 - 218 kW		09/89→08/94			
3229 B	213 - 218 kW		09/89→07/92			
3229 K	210 - 218 kW		09/89→01/92			
3233 B	250 kW		10/90→07/92			
3233 K	250 kW		10/90→07/92			
3234 B	250 kW		02/92→09/96			
3234 K	250 kW		02/92→09/96			
3235	260 - 269 kW		10/88→07/92			
3235 K	260 - 269 kW		07/87→07/92			
3236 A	261 kW		07/87→09/96			
3238	280 kW		10/90→09/96			
3238	362 - 370 kW		10/90→09/96			
3238, 3238 L	280 kW		01/94→09/96			
3238, 3238 L	320 kW		10/90→09/96			
3253, 3253 L	390 kW		01/96→09/96			
3534 K	250 kW		10/93→09/96			

Manufacturer - Model	Power	Displ.	Year of Constr.	Remark	Part Number	Page
MERCEDES-BENZ - SK						07/87→
3535 AK	266 kW		02/90→08/94	+ OE 000 830 15 83	8FT 351 197-411 Dryer, 670 air conditioning	
3535 AK	280 kW		03/91→08/94			
3535 B	269 kW		10/88→08/94			
3535 B	362 kW		10/88→08/94			
3535 K	269 kW		10/88→08/94			
3535 K	280 kW		03/91→08/94			
3535 K	362 kW		10/88→08/94			
3538 AK	280 kW		03/91→09/96			
3538 AK	280 kW		01/94→09/96			
3538 AK	320 kW		03/91→09/96			
3538 AK	370 kW		03/91→09/96			
3538 K	280 kW		03/91→09/96			
3538 K	280 kW		01/94→09/96			
3538 K	320 kW		03/91→09/96			
3538 K	362 - 370 kW		03/91→09/96			
3550 S, 3553 S	362 - 370 kW		05/92→09/96			
3553, 3553 L	390 kW		01/94→09/96			
3553 S	390 kW		04/92→			
4050 A	368 kW		07/87→			
4050 A	370 kW		07/87→			
4850 A	368 kW		07/87→			
MERCEDES-BENZ - UNIMOG						09/02→
U 3000	110 - 115 kW		09/02→	Number of ports for pressure switch: 2	6ZL 351 022-011	674
U 4000	110 - 115 kW		09/02→			
U 3000	130 kW		09/02→	Roof Fitting; for vehicles with roof air conditioning	8FT 351 196-581	670
U 5000	160 kW		09/02→			
U 4000	160 kW		09/02→	Roof Fitting; for vehicles with roof air conditioning	8FT 351 196-581	670
U 5000	170 kW		11/02→			

DAF	HELLA
133 1998	8UW 351 239-381
MAN	HELLA
81.61910.0013	8FT 351 197-431
81.61910.6012	8FT 351 197-431
81 61967 0014	8UW 351 239-381
MERCEDES-BENZ	HELLA
000 230 11 11	8FK 351 109-001
000 230 11 11 80	8FK 351 109-001
000 234 06 11	8FK 351 109-001
000 500 12 54	8FC 351 300-151
000 830 15 83	8FT 351 197-411
000 830 17 83	8FT 351 197-431
000 830 18 83	8FT 351 197-451
000 830 20 83	8FT 351 197-441
000 830 24 83	8FT 351 198-541
000 830 82 58	8FV 351 211-101
000 830 83 58	8FV 351 330-101
001 830 49 58	8FV 351 211-761
001 830 84 58	8FV 351 211-761
002 830 09 84	8UW 351 239-381
002 830 82 84	8UW 351 029-011
003 830 73 84	8UW 351 029-031
004 131 13 01	8FK 351 109-001
102 130 01 15	8FK 351 109-001
102 131 00 01	8FK 351 109-001
124 820 83 10	6ZL 351 022-011
220 830 00 83	8FT 351 198-581
541 230 06 11	8FK 351 176-521
541 230 07 11	8FK 351 176-541
541 230 10 11	8FK 351 110-991
541 230 12 11	8FK 351 176-521
541 230 13 11	8FK 351 176-531
940 500 02 54	8FC 351 317-641
942 500 00 54	8FC 351 300-131
942 500 01 54	8FC 351 300-131
970 500 00 54	8FC 351 300-141
970 830 02 83	8FT 351 198-551
973 830 01 83	8FT 351 197-471
A 000 230 11 11	8FK 351 109-001
A 000 230 11 11 80	8FK 351 109-001
A 000 234 06 11	8FK 351 109-001
A 000 500 12 54	8FC 351 300-151
A 000 830 15 83	8FT 351 197-411
A 000 830 17 83	8FT 351 197-431
A 000 830 18 83	8FT 351 197-451
A 000 830 20 83	8FT 351 197-441
A 000 830 24 83	8FT 351 198-541
A 000 830 82 58	8FV 351 211-101
A 000 830 83 58	8FV 351 330-101
A 001 830 49 58	8FV 351 211-761
A 001 830 84 58	8FV 351 211-761
A 002 830 09 84	8UW 351 239-381
A 002 830 82 84	8UW 351 029-011
A 003 830 73 84	8UW 351 029-031
A 004 131 13 01	8FK 351 109-001
A 102 130 01 15	8FK 351 109-001
A 102 131 00 01	8FK 351 109-001
A 124 820 83 10	6ZL 351 022-011
A 220 830 00 83	8FT 351 198-581
A 541 230 06 11	8FK 351 176-521
A 541 230 07 11	8FK 351 176-541
A 541 230 10 11	8FK 351 110-991
A 541 230 12 11	8FK 351 176-521
A 541 230 13 11	8FK 351 176-531
A 940 500 02 54	8FC 351 317-641
A 942 500 00 54	8FC 351 300-131
A 942 500 01 54	8FC 351 300-131
A 970 500 00 54	8FC 351 300-141
A 970 830 02 83	8FT 351 198-551
A 973 830 01 83	8FT 351 197-471

6ZL ...

6ZL 351 022-011	674
-----------------	-----

8FC ...

8FC 351 300-131	668
8FC 351 300-141	668
8FC 351 300-151	669
8FC 351 317-641	669

8FK ...

8FK 351 109-001	665
8FK 351 110-991	666
8FK 351 176-521	666
8FK 351 176-531	667
8FK 351 176-541	667

8FT ...

8FT 351 196-581	670
8FT 351 197-411	670
8FT 351 197-431	670
8FT 351 197-441	671
8FT 351 197-451	671
8FT 351 197-471	671
8FT 351 198-541	672
8FT 351 198-551	672

8FV ...

8FV 351 211-101	673
8FV 351 211-761	673
8FV 351 330-101	673

8UW ...

8UW 351 029-011	675
8UW 351 029-031	675
8UW 351 239-381	675

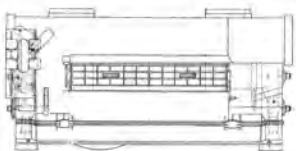


Control Valve, coolant.....	708
Electric Motor, interior blower.....	698
Heater Flap Box.....	698
Heat Exchanger, interior heating.....	704
Interior Blower.....	699
Resistor, interior blower.....	708

CADDY BOX - Heater Flap Box

8FH 351 312-341
BEHR HELLA SERVICE

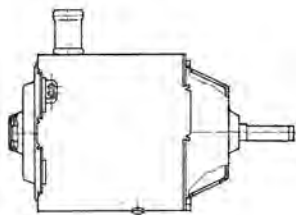
Heater core housing



Depth [mm]	42
Length [mm]	360
Version	produced by BEHR
Width [mm]	171

Electric Motor, interior blower

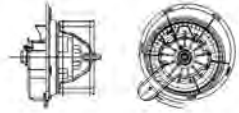
8EW 009 157-281
BEHR HELLA SERVICE



Rated Voltage [V]	24
-------------------	----

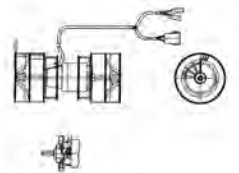
Fan - Interior Blower

8EW 009 157-461
BEHR HELLA SERVICE



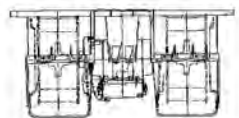
Rated Voltage [V]	24
Version	produced by BEHR

8EW 009 157-741
BEHR HELLA SERVICE



Rated Voltage [V]	24
Version	produced by BEHR

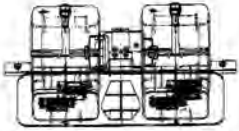
8EW 009 158-071
BEHR HELLA SERVICE



Rated Power [W]	264
Rated Voltage [V]	24
Supplementary Article/Supplementary Info	with integrated regulator
Version	produced by BEHR

Fan - Interior Blower

8EW 009 158-571
BEHR HELLA SERVICE



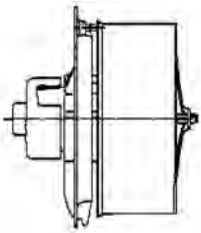
Rated Voltage [V]	24
Supplementary Article/Supplementary Info	with integrated regulator
Version	produced by BEHR

Spare Parts



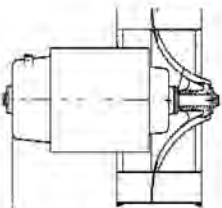
1 x 9ML 351 332-071 Resistor, interior blower

8EW 009 158-581
BEHR HELLA SERVICE



Rated Voltage [V]	24
Version	produced by BEHR

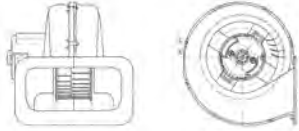
8EW 009 158-601
BEHR HELLA SERVICE



Rated Voltage [V]	24
Version	produced by BEHR

Fan - Interior Blower

8EW 009 158-611
BEHR HELLA SERVICE



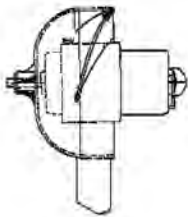
Rated Voltage [V]	24
Version	produced by BEHR

8EW 009 160-301
BEHR HELLA SERVICE



Rated Power [W]	72
Rated Voltage [V]	12
Version	produced by BEHR

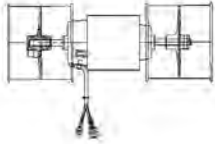
8EW 009 160-321
BEHR HELLA SERVICE



Rated Voltage [V]	24
Version	produced by BEHR

Fan - Interior Blower

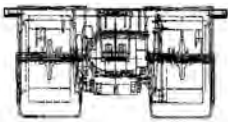
8EW 009 160-621
BEHR HELLA SERVICE



Rated Voltage [V]	24
Version	produced by BEHR

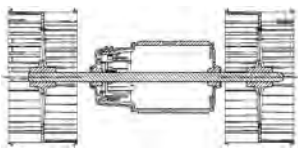
8EW 009 160-631
BEHR HELLA SERVICE

with box



Rated Power [W]	300
Rated Voltage [V]	24
Supplementary Article/Supplementary Info	with integrated regulator
Version	produced by BEHR

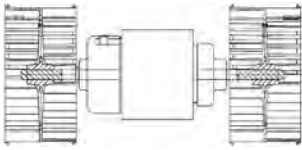
8EW 351 024-481
BEHR HELLA SERVICE



Rated Voltage [V]	24
Version	produced by BEHR

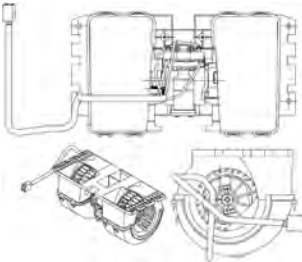
Fan - Interior Blower

8EW 351 029-041
BEHR HELLA SERVICE



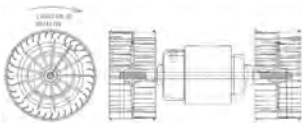
Rated Power [W]	300
Rated Voltage [V]	24
Version	produced by BEHR

8EW 351 042-711
BEHR HELLA SERVICE



Rated Power [W]	300
Rated Voltage [V]	24
Version	produced by Behr

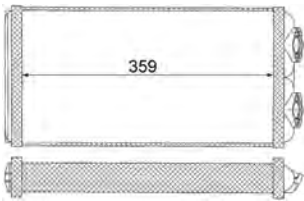
8EW 351 043-381
BEHR HELLA SERVICE



Depth [mm]	115
Diameter [mm]	111
Length [mm]	230
Rated Voltage [V]	24
Vehicle Equipment	for vehicles with automatic climate control
Version	produced by BEHR
Width [mm]	115

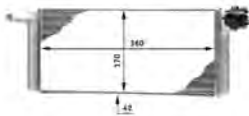
Heat Exchanger, interior heating

8FH 351 000-031
BEHR HELLA SERVICE



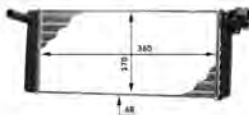
Depth [mm]	57
Length [mm]	426
Version	produced by BEHR
Width [mm]	201

8FH 351 312-311
BEHR HELLA SERVICE



Depth [mm]	42
Length [mm]	360
Version	produced by BEHR
Width [mm]	170

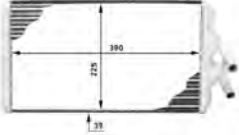
8FH 351 312-321
BEHR HELLA SERVICE



Depth [mm]	48
Length [mm]	360
Version	produced by BEHR
Width [mm]	170

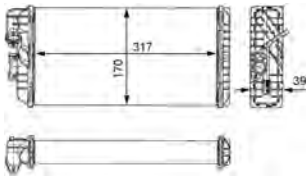
Heat Exchanger, interior heating

8FH 351 312-381
BEHR HELLA SERVICE




Depth [mm]	40
Length [mm]	390
Version	produced by BEHR
Width [mm]	226

8FH 351 312-431
BEHR HELLA SERVICE



Depth [mm]	39
Length [mm]	317
Vehicle Equipment	for vehicles with/without air conditioning
Version	produced by BEHR
Width [mm]	170

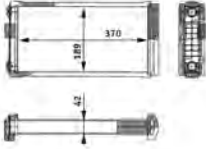
8FH 351 312-541
BEHR HELLA SERVICE



Depth [mm]	40
Length [mm]	390
Vehicle Equipment	for vehicles with/without air conditioning
Version	produced by BEHR
Width [mm]	226

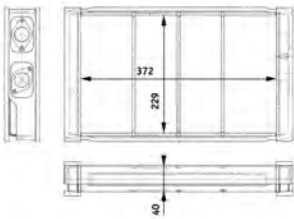
Heat Exchanger, interior heating

8FH 351 312-601
BEHR HELLA SERVICE



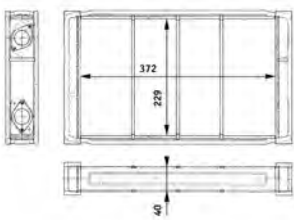
Depth [mm]	42
Length [mm]	370
Version	produced by BEHR
Width [mm]	189

8FH 351 312-691
BEHR HELLA SERVICE



Depth [mm]	40
Length [mm]	372
Version	produced by BEHR
Width [mm]	229

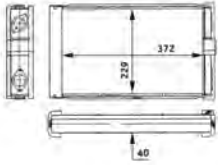
8FH 351 312-701
BEHR HELLA SERVICE



Depth [mm]	40
Length [mm]	372
Version	produced by BEHR
Width [mm]	229

Heat Exchanger, interior heating

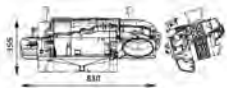
8FH 351 312-711
BEHR HELLA SERVICE



Additionally required articles (article numbers)	9GR 351 324-191
Depth [mm]	40
Length [mm]	372
Version	produced by BEHR
Width [mm]	229

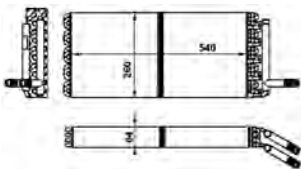
8FH 351 314-531
BEHR HELLA SERVICE

with box



Depth [mm]	285
Length [mm]	355
Version	produced by BEHR
Width [mm]	830

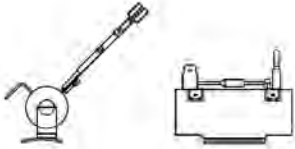
8FH 351 394-001
BEHR HELLA SERVICE



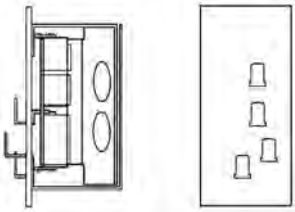
Depth [mm]	64
Length [mm]	540
Version	produced by BEHR
Width [mm]	260

Resistor, interior blower

9ML 351 332-021
BEHR HELLA SERVICE



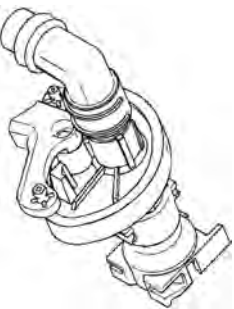
9ML 351 332-161
BEHR HELLA SERVICE



Number of Poles	4
Rated Voltage [V]	24
Vehicle Equipment	for vehicles without air conditioning

Valve - Control Valve, coolant

9XL 351 029-021
BEHR HELLA SERVICE







MERCEDES-BENZ.....710

Manufacturer - Model	Power	Displ.	Year of Constr.	Remark	Part Number	Page
MERCEDES-BENZ - ACTROS						04/96→10/02
1831, 1831 L	230 kW		04/96→10/02	Rated Power [W]: 264; 24 V; with integrated regulator; Vers. produced by BEHR	8EW 009 158-071	699
1831 AK	230 kW		04/97→10/02		Interior Blower	
1831 K	230 kW		04/97→10/02	for vehicles with/without air conditioning; Vers. produced by BEHR	8FH 351 312-541	705
1831 S, 1831 LS	230 kW		04/96→10/02		Heat Exchanger, interior heating	
1835, 1835 L	260 kW		04/96→10/02			
1835 AK	260 kW		04/97→10/02			
1835 K	260 kW		04/97→10/02			
1835 S, 1835 LS	260 kW		04/96→10/02			
1840, 1840 L	290 kW		04/96→10/02			
1840 AK	290 kW		04/97→10/02			
1840 K	290 kW		04/97→10/02			
1840 S, 1840 LS	290 kW		04/96→10/02			
1843 AK	315 kW		04/97→10/02			
1843 S, 1843 LS	315 kW		04/96→10/02			
1848 AK	350 kW		04/97→10/02			
1848 K	350 kW		04/97→10/02			
1848 S, 1848 LS	350 kW		04/96→10/02			
1853 S, 1853 LS	390 kW		04/96→10/02			
1857 LS	420 kW		04/97→10/02			
2031	230 kW		04/97→10/02			
2031 A	230 kW		04/97→10/02			
2031 AK	230 kW		09/96→10/02			
2031 AS	230 kW		04/96→10/02			
2031 K	230 kW		04/97→10/02			
2031 S	230 kW		04/96→10/02			
2035 A	260 kW		04/97→10/02			
2531, 2531 L	230 kW		09/96→10/02			
2531 LS	230 kW		09/96→10/02			
2535 L	260 kW		09/96→10/02			
2535 LS	260 kW		09/96→10/02			
2540, 2540 L	290 kW		09/96→10/02			
2540 LS	290 kW		09/96→10/02			
2543, 2543 L	315 kW		09/96→10/02			
2543 LS	315 kW		09/96→10/02			
2548, 2548 L	350 kW		09/96→10/02			
2548 LS	350 kW		09/96→10/02			
2553, 2553 L	390 kW		09/96→10/02			
2553 LS	390 kW		09/96→10/02			
2557 L	420 kW		09/96→10/02			
2631, 2631 L	230 kW		04/96→10/02			
2631 B	230 kW		04/97→10/02			
2631 K	230 kW		04/97→10/02			
2635, 2635 L	260 kW		04/96→10/02			
2635 B	260 kW		04/97→10/02			
2635 K, 2635 LK	260 kW		04/97→10/02			
2640, 2640 L	290 kW		04/96→10/02			
2640 B	290 kW		04/97→10/02			
2640 K, 2640 LK	290 kW		04/97→10/02			
2640 S, 2640 LS	290 kW		09/96→10/02			
2643, 2643 L	315 kW		04/96→10/02			
2643 K, 2643 LK	315 kW		04/97→10/02			
2643 S, 2643 LS	315 kW		04/97→10/02			
2648, 2648 L	350 kW		04/96→10/02			
2648 K, 2648 LK	350 kW		04/97→10/02			
2648 S, 2648 LS	350 kW		09/96→10/02			
2653, 2653 L	390 kW		04/96→10/02			
2653 K, 2653 LK	390 kW		04/97→10/02			
2653 S, 2653 LS	390 kW		09/96→10/02			
2657 K, 2657 LK	420 kW		04/97→10/02			
2657 L	420 kW		04/97→10/02			
3231 B	230 kW		04/97→10/02			
3231 K	230 kW		04/97→10/02			
3235 K	260 kW		04/97→10/02			
3240	290 kW		04/97→10/02			
3240 B	290 kW		04/97→10/02			
3240 K	290 kW		04/97→10/02			
3243	315 kW		04/97→10/02			
3243 B	315 kW		04/97→10/02			
3331	230 kW		04/97→10/02			
3331 A	230 kW		04/97→10/02			
3331 AK	230 kW		04/97→10/02			
3331 AS	230 kW		04/97→10/02			
3331 B	230 kW		04/97→10/02			
3331 K	230 kW		04/97→10/02			
3331 S	230 kW		04/97→10/02			
3335 B	260 kW		04/97→10/02			
3335 K	260 kW		04/97→10/02			
3340	290 kW		04/97→10/02			
3340 A	290 kW		04/97→10/02			
3340 AK	290 kW		04/97→10/02			
3340 AS	290 kW		04/97→10/02			

Manufacturer - Model	Power	Displ.	Year of Constr.	Remark	Part Number	Page			
MERCEDES-BENZ - ACTROS					04/96→10/02				
3340 K	290 kW		04/97→10/02	Rated Power [W]: 264; 24 V; with integrated regulator; Vers. produced by BEHR for vehicles with/without air conditioning; Vers. produced by BEHR	8EW 009 158-071 Interior Blower	699			
3340 S	290 kW		04/97→10/02						
3343	315 kW		04/97→10/02		8FH 351 312-541 Heat Exchanger, interior heating	705			
3343 AK	315 kW		04/97→10/02						
3343 AS	315 kW		04/97→10/02						
3343 K	315 kW		04/97→10/02						
3343 S	315 kW		04/97→10/02						
3348	350 kW		04/97→10/02						
3348 K	350 kW		04/97→10/02						
3348 S	350 kW		04/97→10/02						
3353	390 kW		04/97→10/02						
3353 S	390 kW		04/97→10/02						
3357	420 kW		04/97→10/02						
4140 AK	290 kW		04/97→10/02						
4140 B	290 kW		04/97→10/02						
4140 K	290 kW		04/97→10/02						
4143 AK	315 kW		04/97→10/02						
4143 K	315 kW		04/97→10/02						
1843, 1843 L	315 kW		04/96→10/02	Rated Power [W]: 264; 24 V; with integrated regulator; Vers. produced by BEHR	8EW 009 158-071 Interior Blower	699			
1843 K	315 kW		04/97→10/02						
1848, 1848 L	350 kW		04/96→10/02						
1853, 1853 L	390 kW		04/96→10/02						
1857 L	420 kW		04/97→10/02						
2035 S	260 kW		04/96→10/02						
2040	290 kW		09/96→10/02						
2040 AK	290 kW		09/96→10/02						
2040 AS	290 kW		04/96→10/02						
2040 S	290 kW		04/96→10/02						
2043 AS	315 kW		04/96→10/02						
2048 AS	350 kW		04/96→10/02						
2053 S	390 kW		04/96→10/02						
2643 B	315 kW		04/97→10/02						
2657 S, 2657 LS	420 kW		04/97→10/02						
3235	260 kW		04/97→10/02						
3235 B	260 kW		04/97→10/02						
3243 K	315 kW		04/97→10/02						
3335	260 kW		04/97→10/02						
3335 S	260 kW		04/97→10/02						
3340 B	290 kW		04/97→10/02						
3343 B	315 kW		04/97→10/02						
2535 LS	335 kW		04/97→10/02						
3348 AK	350 kW		04/97→10/02						
3348 AS	350 kW		04/97→10/02						
3353 AS	390 kW		04/97→10/02						
3357 S	420 kW		04/97→10/02						
4148 AK	350 kW		04/97→10/02						
4148 K	350 kW		04/97→10/02						
MERCEDES-BENZ - ACTROS MP2 / MP3								10/02→	
1832, L, LL	235 kW		04/03→				→L 031059 ; 24 V; Vers. produced by BEHR	8EW 351 024-481 Interior Blower	702
1836 AK	235 kW		04/03→						
1832 LS	235 kW		04/03→				→L 031060 →; Rated Power [W]: 300; 24 V; Vers. produced by BEHR	8EW 351 029-041 Interior Blower	703
1832, L, LL	265 kW		04/03→						
1836 K	265 kW		04/03→				Depth [mm]: 115; Ø 111 mm; L 230 mm; 24 V; + AC; Vers. produced by BEHR; W 115 mm	8EW 351 043-381 Interior Blower	703
1836 LS	265 kW		04/03→						
1836, L, LL	265 kW		04/03→					9XL 351 029-021 Control Valve, coolant	708
1836, L, LL	300 kW		04/03→						
1841 K	300 kW		04/03→						
1841 L, LL	300 kW		04/03→						
1841, L, LL	300 kW		04/03→						
1841, L, LL	320 kW		04/03→						
1844 K	315 - 320 kW		04/03→						
1844, L, LL	320 kW		04/03→						
1846, L, LL	335 kW		04/03→						
1846 K	335 kW		04/03→						
1846 LS	335 kW		04/03→						
1846 LS, LLS	335 kW		04/03→						
1848, L, LL	350 kW		04/03→						
1848, LS, LLS	350 kW		04/03→						
1848 K	350 kW		04/03→						
1850, 1851, L, LL	370 - 375 kW		04/03→						
1850, 1851 AK	370 - 375 kW		04/03→						
1850, 1851 K	370 - 375 kW		04/03→						
1850, 1851 LS, LLS	370 - 375 kW		04/03→						
1850, L, LL	395 - 405 kW		04/03→						
1854, L, LL	395 kW		04/03→						
1854, L	425 kW		04/03→						
1858, L	425 kW		10/02→						
1860 L, LL	440 kW		05/05→						
2032	230 - 235 kW		04/03→						

Manufacturer - Model	Power	Displ.	Year of Constr.	Remark	Part Number	Page
MERCEDES-BENZ - ACTROS MP2 / MP3						10/02→
2032 A, AE	230 - 235 kW		04/03→	 → L 031059 ; 24 V; Vers. produced by BEHR	8EW 351 024-481 Interior Blower	702
2032 AK	230 - 235 kW		04/03→			
2032 AS	230 - 235 kW		04/03→			
2032 K	230 - 235 kW		04/03→	 L 031060 →; Rated Power [W]: 300; 24 V; Vers. produced by BEHR	8EW 351 029-041 Interior Blower	703
2032 S	230 - 235 kW		04/03→			
2036	260 - 265 kW		04/03→	Depth [mm]: 115; Ø 111 mm; L 230 mm; 24 V; + AC; Vers. produced by BEHR; W 115 mm	8EW 351 043-381 Interior Blower	703
2036 A, AE	260 - 265 kW		04/03→			
2036 AS	260 - 265 kW		04/03→		9XL 351 029-021	708
2036 S	260 - 265 kW		04/03→		Control Valve, coolant	
2041	290 - 300 kW		04/03→			
2041 AK	290 - 300 kW		04/03→			
2041 AS	290 - 300 kW		04/03→			
2041 K	290 - 300 kW		04/03→			
2041 S	290 - 300 kW		04/03→			
2044	315 - 320 kW		04/03→			
2044 AS	315 - 320 kW		04/03→			
2044 S	315 - 320 kW		04/03→			
2046	335 kW		04/03→			
2046 S	335 kW		04/03→			
2048 AS	350 kW		04/03→			
2050 S	370 kW		04/03→			
2532, L, LL	230 - 235 kW		04/03→			
2536, L, LL	260 - 265 kW		04/03→			
2541, L, LL	290 - 300 kW		04/03→			
2544, L, LL	315 - 320 kW		04/03→			
2546, L, LL	335 kW		04/03→			
2548, L, LL	350 kW		04/03→			
2632, L, LL	235 kW		04/03→			
2632 K, LK	235 kW		04/03→			
2632 LS	235 kW		04/03→			
2636, L, LL	265 kW		04/03→			
2636 K, LK	265 kW		04/03→			
2636 LS	265 kW		04/03→			
2641, L, LL	300 kW		04/03→			
2641 K, LK	300 kW		04/03→			
2641 S, LS	300 kW		04/03→			
2644, L, LL	320 kW		04/03→			
2644 K, LK	320 kW		04/03→			
2644 S, LS	315 - 320 kW		04/03→			
2646, L, LL	335 kW		04/03→			
2646 K, LK	335 kW		04/03→			
2646 S, LS	335 kW		04/03→			
2650, L, 2651, L, LL	370 - 375 kW		04/03→			
2650 K, 2651 K, LK	370 - 375 kW		04/03→			
2650 S, LS	370 kW		04/03→			
2654, L, 2655, L, LL	395 - 405 kW		04/03→			
2654 K, LK, 2655 K, LK	395 - 405 kW		04/03→			
2654 S, LS	390 - 395 kW		04/03→			
2658 K, LK	425 kW		04/03→			
2658 L	425 kW		04/03→			
2658 LS	425 kW		04/03→			
3231 K, 3232 K	230 - 235 kW		04/03→			
3241	300 kW		04/03→			
3331, 3332	230 - 235 kW		04/03→			
3331 A, 3332 A	230 - 235 kW		04/03→			
3331 AK, 3332 AK	230 - 235 kW		04/03→			
3331 S, 3332 S	230 - 235 kW		04/03→			
3332 K	230 - 235 kW		04/03→			
3336	265 kW		04/03→			
3336 A	265 kW		04/03→			
3336 K	260 - 265 kW		04/03→			
3336 S	265 kW		04/03→			
3341	300 kW		04/03→			
3341 S	300 kW		04/03→			
3344	315 - 320 kW		04/03→			
3344 S	320 kW		04/03→			
3346	335 kW		04/03→			
3346 S	335 kW		04/03→			
3348	350 kW		04/03→			
3348 S	350 kW		04/03→			
3350, 3351	370 - 375 kW		04/03→			
3351 S	375 kW		04/03→			
3354, 3355	395 - 405 kW		04/03→			
4140 AK	290 - 300 kW		04/03→			
4140 K	290 - 300 kW		04/03→			
4144 K	315 - 320 kW		04/03→			
1836 A	265 kW			Depth [mm]: 115; Ø 111 mm; L 230 mm; 24 V; + AC; Vers. produced by BEHR; W 115 mm	8EW 351 043-381 Interior Blower	703
1841 A	300 kW					
1841 AK	300 kW		04/03→			
1844 A	315 - 320 kW		04/03→			
1846 A	335 kW		04/03→			


Manufacturer - Model	Power	Displ.	Year of Constr.	Remark	Part Number	Page
MERCEDES-BENZ - ACTROS MP2 / MP3						10/02→
1848 A	350 kW		04/03→	Depth [mm]: 115; Ø 111 mm; L 230 mm; 24 V; + AC; Vers. produced by BEHR; W 115 mm	8EW 351 043-381 Interior Blower	703
1848 AK	350 kW		04/03→			
1848 S, LS	350 kW		04/03→			
1851 A	370 - 375 kW		04/03→			
1855, L, LL	405 kW		06/08→			
1855 LS, LLS	405 kW		06/08→			
1860 LS	440 kW		06/08→			
1861 LS	450 kW		05/05→			
2036 AK	260 - 265 kW		04/03→			
2036 K	260 - 265 kW		04/03→			
2040	290 kW		10/02→			
2044 AK	315 - 320 kW		04/03→			
2044 K	315 - 320 kW		04/03→			
2046 AK	335 kW		04/03→			
2046 AS	335 kW		04/03→			
2046 K	335 kW		04/03→			
2048	350 kW		06/08→			
2048 AK	350 kW		04/03→			
2048 K	350 kW		04/03→			
2048 S	350 kW		06/08→			
2051 AS	375 kW		04/03→			
2051 S	375 kW		06/08→			
2054 S	395 kW		04/03→			
2055 S	405 kW		06/08→			
2432 LS	235 kW		06/08→			
2436 LS	265 kW		06/08→			
2441 LS	300 kW		06/08→			
2444 LS	320 kW		06/08→			
2446 LS	335 kW		06/08→			
2448 LS	350 kW		06/08→			
2532 LS	230 - 235 kW		04/03→			
2532 LS	235 kW		06/08→			
2536 LS	260 - 265 kW		04/03→			
2536 LS	265 kW		06/08→			
2541 LS	290 kW		04/03→			
2541 LS	300 kW		06/08→			
2544 LS	315 - 320 kW		04/03→			
2544 LS	320 kW		06/08→			
2546 LS	335 kW		04/03→			
2546 LS	335 kW		06/08→			
2548 LS	350 kW		04/03→			
2548 LS	350 kW		06/08→			
2550, LS	370 kW		04/03→			
2550 LS	370 kW		04/03→			
2551, L, LL	375 kW		04/03→			
2551 LS	375 kW		04/03→			
2554, L	395 kW		04/03→			
2554 LS	395 kW		04/03→			
2555, L, LL	405 kW		04/03→			
2555 LS	405 kW		09/05→			
2558, L	425 kW		04/03→			
2560, L, LL	440 kW		04/03→			
2632 B	235 kW		04/03→			
2636 B	265 kW		04/03→			
2641 B	300 kW		04/03→			
2644 B	320 kW		04/03→			
2646 B	335 kW		04/03→			
2648, L, LL	350 kW		04/03→			
2648 B	350 - 355 kW		04/03→			
2648 K, LK	350 - 355 kW		04/03→			
2648 S, LS	350 kW		04/03→			
2651 S, LS	375 kW		04/03→			
2655 S, LS	405 kW		04/03→			
2660 L, LL	440 kW		05/05→			
2660 S, LS	440 kW		06/08→			
2732 AE	235 kW		06/08→			
2732 AKE	235 kW		06/08→			
2736 AE	265 kW		06/08→			
2736 AKE	265 kW		06/08→			
2741 AE	300 kW		06/08→			
2741 AKE	300 kW		06/08→			
2744 AE	320 kW		06/08→			
2744 AKE	320 kW		06/08→			
2746 AE	335 kW		06/08→			
2746 AKE	335 kW		06/08→			
2748 AE	350 kW		06/08→			
2748 AKE	350 kW		06/08→			
3232 B	235 kW		04/03→			
3236 B	265 kW		04/03→			
3236 K	265 kW		04/03→			
3236 L	265 kW		04/03→			

Manufacturer - Model	Power	Displ.	Year of Constr.	Remark	Part Number	Page
MERCEDES-BENZ - ACTROS MP2 / MP3						10/02→
3236 L	265 kW		06/08→	Depth [mm]: 115; Ø 111 mm; L 230 mm; 24 V; + AC; Vers. produced by BEHR; W 115 mm	8EW 351 043-381 Interior Blower	703
3241 B	300 kW		04/03→			
3241 K	300 kW		04/03→			
3241 L	300 kW		06/08→			
3243	315 kW		10/02→			
3244	320 kW		04/03→			
3244 B	320 kW		04/03→			
3244 K	320 kW		04/03→			
3246	335 kW		04/03→			
3246 B	335 kW		04/03→			
3246 K	335 kW		04/03→			
3248, L	350 kW		04/03→			
3248 B	350 kW		04/03→			
3248 K	350 kW		04/03→			
3250	370 kW		04/03→			
3255 L	405 kW		02/09→			
3260 L	440 kW		02/09→			
3332 AK	235 kW		04/03→			
3332 AKE	235 kW					
3332 AS	235 kW		04/03→			
3332 B	235 kW		04/03→			
3336 AK	260 - 265 kW		04/03→			
3336 AKE	260 - 265 kW					
3336 AS	265 kW		04/03→			
3336 B	265 kW		04/03→			
3336 K	265 kW		04/03→			
3341 A	300 kW		04/03→			
3341 AK	300 kW		04/03→			
3341 AKE	300 kW					
3341 AS	300 kW		04/03→			
3341 B	300 kW		04/03→			
3341 K	300 kW		04/03→			
3344 A	315 - 320 kW		04/03→			
3344 AK	320 kW		04/03→			
3344 AKE	320 kW					
3344 AS	320 kW		04/03→			
3344 B	320 kW		04/03→			
3344 K	320 kW		04/03→			
3346 A	335 kW		04/03→			
3346 AK	335 kW		04/03→			
3346 AKE	335 kW					
3346 AS	335 kW		04/03→			
3346 B	335 kW		04/03→			
3346 K	335 kW		04/03→			
3348 A	350 kW		04/03→			
3348 AK	350 kW		04/03→			
3348 AKE	350 kW					
3348 AS	350 kW		04/03→			
3348 B	350 kW		04/03→			
3348 K	350 kW		04/03→			
3350 S	370 kW		06/09→			
3351 A	375 kW		06/08→			
3351 AK	370 - 375 kW		04/03→			
3351 AS	370 - 375 kW		04/03→			
3351 K	370 - 375 kW		04/03→			
3355 AS	405 kW		04/03→			
3355 S	405 kW		04/03→			
3358	425 kW		04/03→			
3358 K	425 kW		04/03→			
3360	440 kW		04/03→			
3550 S	370 kW		06/09→			
4036 K	265 kW		06/09→			
4141 AK	300 kW		04/03→			
4141 B	300 kW		04/03→			
4141 K	300 kW		04/03→			
4144 AK	320 kW		04/03→			
4144 B	320 kW		04/03→			
4144 K	320 kW		04/03→			
4146 AK	335 kW		04/03→			
4146 B	335 kW		04/03→			
4146 K	335 kW		04/03→			
4148 AK	350 kW		04/03→			
4148 B	350 kW		04/03→			
4148 K	350 kW		04/03→			
4150 AK	370 kW		04/03→			
4150 K	370 kW		04/03→			
4151 AK	375 kW		04/03→			
4151 K	375 kW		04/03→			
4151 K	375 kW		05/05→			
4154 S	395 kW		04/03→			
4160 S	448 kW		10/02→			

Manufacturer - Model	Power	Displ.	Year of Constr.	Remark	Part Number	Page			
MERCEDES-BENZ - ACTROS MP2 / MP3						10/02→			
4165 S	480 kW		08/08→	Depth [mm]: 115; Ø 111 mm; L 230 mm; 24 V; + AC; Vers. produced by BEHR; W 115 mm	8EW 351 043-381 Interior Blower	703			
4841 K	408 kW		08/09→						
5041 AK	300 kW		06/08→						
5041 B	300 kW		06/08→						
5041 K	300 kW		06/08→						
5044 AK	320 kW		06/08→						
5044 B	320 kW		06/08→						
5044 K	320 kW		06/08→						
5046 AK	335 kW		06/08→						
5046 B	335 kW		06/08→						
5046 K	335 kW		06/08→						
5048 AK	350 kW		06/08→						
MERCEDES-BENZ - ATEGO 2							10/04→		
1015 K	100 kW		10/04→				Vers. produced by BEHR	8FH 351 314-531 Heat Exchanger, interior heating	707
1015 K, 1016 K	112 - 115 kW		10/04→						
1017 AK	125 kW		10/04→						
1017 K, 1018 K	125 - 130 kW		10/04→						
1018 AK	130 kW		10/04→						
1022 AK	160 kW		10/04→						
1022 K	160 kW		10/04→						
1024 AK	175 kW		10/04→						
1024 K	175 kW		10/04→						
1216 K	115 kW		10/04→						
1218 K	130 kW		10/04→						
1222 K	160 kW		10/04→						
1224 K	175 kW		10/04→						
1318 AK	130 kW		10/04→						
1318 K	130 kW		10/04→						
1322 AK	160 kW		10/04→						
1322 K	160 kW		10/04→						
1324 AK	175 kW		10/04→						
1324 K	170 - 175 kW		10/04→						
1418	130 kW		10/04→						
1518 AK	130 kW		10/04→						
1518 K	130 kW		10/04→						
1522 AK	160 kW		10/04→						
1522 K	160 kW		10/04→						
1523 K, 1524 K	175 kW		10/04→						
1524 AK	175 kW		10/04→						
1526 AK	188 kW		10/04→						
1526 K	188 kW		10/04→						
1529 AK	210 kW		10/04→						
1529 K	210 kW		10/04→						
1728 S	205 kW		01/07→						
815 K, 816 K	112 - 115 kW		10/04→						
818 K	130 kW		10/04→						
822 K	160 kW		10/04→						
824 K	175 kW		10/04→						
915 K	112 kW		10/04→						
916 K	115 kW		10/04→						
918 K	130 kW		10/04→						
922 K	160 kW		10/04→						
924 K	175 kW		10/04→						
1315	110 kW		10/04→	LHD: Vers. produced by BEHR	8FH 351 314-531 Heat Exchanger, interior heating	707			
1419	136 kW		10/04→						
1518, 1518 L	130 kW		10/04→						
1718	130 kW		10/04→						
1719	136 kW		10/04→						
1722	160 kW		10/04→						
1725	180 kW		10/04→						
1725 A	180 kW		10/06→						
1725 S	180 kW		01/07→						
2422	160 kW		10/04→						
2425	180 kW		10/04→						
2428	205 kW		10/04→						
MERCEDES-BENZ - ATEGO							01/98→10/04		
1014 K	100 kW		01/98→10/04				Vers. produced by BEHR	8FH 351 314-531 Heat Exchanger, interior heating	707
1017 K	125 kW		01/98→10/04						
1023 AK	170 kW		01/98→10/04						
1023 K	170 kW		01/98→10/04						
1214 K	100 kW		01/98→10/04						
1223 K	170 kW		01/98→09/04						
1323 AK	170 kW		01/98→09/04						
1323 K	170 kW		01/98→09/04						
1517 AK	125 kW		01/98→10/04						
1528 AK	205 kW		01/98→09/04						
1528 K	205 kW		01/98→09/04						
714 K	100 kW		01/98→10/04						







Manufacturer - Model	Power	Displ.	Year of Constr.	Remark	Part Number	Page						
MERCEDES-BENZ - ATEGO					01/98→10/04							
717 K	125 kW		01/98→10/04	Vers. produced by BEHR	8FH 351 314-531 Heat Exchanger, interior heating	707						
814 K	100 kW		01/98→10/04									
914 K	100 kW		01/98→10/04									
1017, 1017 L	125 kW		01/98→10/04	24 V; Vers. produced by BEHR	8EW 009 157-461 Interior Blower	699						
1017 A	125 kW		01/98→10/04									
1017 KO, 1018 KO	125 - 130 kW		01/98→10/04									
1023, 1023 L	170 kW		01/98→10/04									
1215, 1215 L	112 kW		01/98→10/04									
1217, 1217 L	125 kW		01/98→10/04									
1217 KO	125 kW		01/98→10/04									
1223, 1223 L	170 kW		01/98→10/04									
1225 AF	180 kW		01/98→10/04									
1225 F	180 kW		01/98→10/04									
1228, 1228 L	205 kW		01/98→10/04									
1317, 1317 L	125 kW		01/98→10/04									
1317 A	125 kW		01/98→10/04									
1317 KO, 1317 LKO, 1318 KO, 1318 LKO	125 - 130 kW		01/98→10/04									
1323, 1323 L	170 kW		01/98→10/04									
1323 KO, 1323 LKO	170 kW		01/98→10/04									
1323 LS	170 kW		01/98→10/04									
1325 F	180 kW		01/98→10/04									
1328, 1328 L	205 kW		01/98→10/04									
1328 AF	205 kW		01/98→10/04									
1328 F	205 kW		01/98→10/04									
1328 LS	205 kW		01/98→10/04									
1517, 1517 L	125 kW		01/98→10/04									
1517 A	125 kW		01/98→10/04									
1523, 1523 L	170 kW		01/98→10/04									
1523 A	170 kW		01/98→10/04									
1525 AF	180 kW		01/98→10/04									
1528, 1528 L	205 kW		01/98→10/04									
1528 AF	205 kW		01/98→10/04									
1528 F	205 kW		01/98→10/04									
1823, 1823 L	170 kW		01/98→10/04									
1823 AK	170 kW		04/98→10/04									
1823 K	170 kW		04/98→10/04									
1823 LS	170 kW		04/98→10/04									
1828, 1828 L	205 kW		04/98→10/04									
1828 A	205 kW		04/98→10/04									
1828 AK	205 kW		04/98→10/04									
1828 K	205 kW		04/98→10/04									
1828 LS	205 kW		04/98→10/04									
2523 L	170 kW		04/98→10/04									
2528 L	205 kW		04/98→10/04									
2628	205 kW		04/98→10/04									
2628 K	205 kW		04/98→10/04									
712	90 kW		01/98→10/04									
715, 715 L	112 kW		01/98→10/04									
812	90 kW		01/98→10/04									
815, 815 L	112 kW		01/98→10/04									
815, 815 L	112 kW		01/98→10/04									
815 F	112 - 115 kW		01/98→10/04									
817, 817 L	125 kW		01/98→10/04									
823, 823 L	170 kW		01/98→10/04									
917, 917 L	125 kW		01/98→10/04									
917 AF	125 - 128 kW		01/98→10/04									
923, 923 L	170 kW		01/98→10/04									
925 AF	180 kW		01/98→10/04									
1017 AK	125 kW		01/98→10/04				24 V; Vers. produced by BEHR	8EW 009 157-461 Interior Blower	699			
1215 K	112 kW		01/98→10/04									
1217 K	125 kW		01/98→10/04				Vers. produced by BEHR	8FH 351 314-531 Heat Exchanger, interior heating	707			
1317 AK	125 - 130 kW		01/98→10/04									
1317 K	125 kW		01/98→10/04									
1517 K	125 kW		01/98→10/04									
1523 AK	170 kW		01/98→10/04									
1523 K	170 kW		01/98→10/04									
815 K	112 kW		01/98→10/04									
817 K	125 kW		01/98→10/04									
823 K	170 kW		01/98→10/04									
917 K	125 kW		01/98→10/04									
923 K	170 kW		01/98→10/04									
MERCEDES-BENZ - AXOR 2											10/04→	
1933	240 kW		10/04→							LHD; Vers. produced by BEHR	8FH 351 314-531 Heat Exchanger, interior heating	707
1933 S	240 kW		01/11→									
2035 S	260 kW		01/11→									
2040 S	295 kW		01/11→									
2044 S	315 kW		01/11→									
2533, 2533 L	240 kW		10/04→									

Manufacturer - Model	Power	Displ.	Year of Constr.	Remark	Part Number	Page			
MERCEDES-BENZ - AXOR 2						10/04→			
2535 S, 2535 LS	260 kW		10/04→	LHD; Vers. produced by BEHR	8FH 351 314-531 Heat Exchanger, interior heating	707			
2540 S, 2540 LS	295 kW		10/04→						
2640 S	295 kW		10/04→						
2644 S	315 kW		01/11→						
2828 K	205 kW		10/04→						
2831	225 kW		01/11→						
3340	295 kW		10/04→						
3340 K	295 kW		10/04→						
3340 S	295 kW		06/09→						
3343 K	315 kW		01/11→						
3343 S	315 kW		01/11→						
3344 K	315 kW		01/11→						
4140	295 kW		01/11→						
4144	315 kW		01/11→						
MERCEDES-BENZ - ECONIC							01/98→		
1823 L, 1823 LL	170 kW		03/98→				Rated Power [W]: 300; 24 V; Vers. produced by Behr	8EW 351 042-711 Interior Blower	703
1824 L, 1824 LL	175 kW		10/06→						
1828 L, 1828 LL	205 kW		03/98→	Depth [mm]: 57; L 426 mm; Vers. produced by BEHR; W 201 mm	8FH 351 000-031 Heat Exchanger, interior heating	704			
1828 L, 1828 LL	205 kW								
1828 LLS	205 kW								
1829 L, 1829 LL	210 kW		10/06→		9ML 351 332-021 Resistor, interior blower	708			
1833 L, 1833 LL	240 kW		10/06→						
2628 LL	205 kW		03/98→						
2629 L, 2629 LL	210 kW								
2629 L, 2629 LL	210 kW		10/01→						
1828 L	205 kW		10/00→		9ML 351 332-021 Resistor, interior blower	708			
1828 LS	205 kW		10/04→						
1829 LS	210 kW		10/07→						
1833 LS	240 kW		10/07→						
2624 L	175 kW		03/98→						
2628 L	205 kW		10/00→						
2628 L	205 kW		10/01→						
2633 L	240 kW		10/01→						
2628 LL	205 kW		01/98→						
2633 L, 2633 LL	240 kW			Rated Power [W]: 300; 24 V; Vers. produced by Behr	8EW 351 042-711 Interior Blower	703			
2633 LL	240 kW				9ML 351 332-021 Resistor, interior blower	708			
3233 L, 3233 LL	240 kW								
MERCEDES-BENZ - INTEGRO (O 550)						01/06→			
Integro L	210 kW		01/06→	Depth [mm]: 64; L 540 mm; Vers. produced by BEHR; W 260 mm	8FH 351 394-001 Heat Exchanger, interior heating	707			
Integro L	220 kW		01/06→						
Integro L	260 kW		01/06→						
Integro L	300 kW		01/06→						
MERCEDES-BENZ - INTOURO						01/05→			
Intouro, Intouro E, Intouro M, Intouro ME	210 kW		01/05→	Depth [mm]: 64; L 540 mm; Vers. produced by BEHR; W 260 mm	8FH 351 394-001 Heat Exchanger, interior heating	707			
Intouro, Intouro E, Intouro M, Intouro ME	220 kW		01/05→						
Intouro, Intouro E, Intouro M, Intouro ME	260 kW		01/05→						
Intouro, Intouro E, Intouro M, Intouro ME	300 kW		01/05→						
MERCEDES-BENZ - LK/LN2						01/84→12/98			
1114,1114 L	95 - 100 kW		01/84→12/98	Vers. produced by BEHR	8FH 351 312-431 Heat Exchanger, interior heating	705			
1114 AK	95 - 100 kW		02/87→12/98						
1114 K	95 - 100 kW		03/84→12/98						
1114 S	95 - 100 kW		03/84→12/98						
1117,1117 L	116 - 125 kW		01/84→12/98						
1117,1117 L	125 kW		03/96→12/98						
1117 A	116 - 125 kW		06/87→12/98						
1117 K	116 - 125 kW		04/84→12/98						
1117 O,1117 LO	116 - 125 kW		01/84→12/98						
1117 S,1117 LS	116 - 125 kW		01/84→12/98						
1120,1120 L	148 - 155 kW		01/84→12/98						
1120 AF	150 - 155 kW		02/87→12/98						
1120 F	150 - 155 kW		02/90→12/98						
1120 O,1120 LO	150 - 155 kW		01/84→12/98						
1120 S,1120 LS	148 - 155 kW		01/84→12/98						
1124 AF	177 kW		03/92→12/98						
1124 F	155 - 177 kW		03/92→12/98						
1314	95 - 100 kW		07/84→12/98						
1314 AK	95 - 100 kW		06/87→12/98						
1314 K	95 - 100 kW		07/84→12/98						
1314 KO	95 - 100 kW		07/84→12/98						
1317,1317 L	116 - 125 kW		01/84→12/98						
1317,1317 L	125 kW		03/96→12/98						


Manufacturer - Model	Power	Displ.	Year of Constr.	Remark	Part Number	Page
MERCEDES-BENZ - LK/LN2					01/84→12/98	
1317 AK	116 - 125 kW		08/84→12/98	Vers. produced by BEHR	8FH 351 312-431 Heat Exchanger, interior heating	705
1317 KO	116 - 125 kW		03/94→12/98			
1317 S,1317 LS	116 - 125 kW		01/84→12/98			
1320,1320 L	148 - 155 kW		01/84→12/98			
1320 S,1320 LS	148 - 155 kW		01/84→12/98			
1324,1324 L	170 - 177 kW		01/84→12/98			
1324 S,1324 LS	170 - 177 kW		01/84→12/98			
1514,1514 L	95 - 100 kW		01/84→12/98			
1514 K	95 - 100 kW		01/89→12/98			
1517,1517 L	116 - 125 kW		01/84→12/98			
1517,1517 L	125 kW		03/96→12/98			
1517 K	116 - 125 kW		01/89→12/98			
1520,1520 L	150 - 155 kW		01/84→12/98			
1524,1524 L	170 - 177 kW		01/84→12/98			
709	63 - 66 kW		03/84→12/98			
709 K	63 - 66 kW		03/84→10/90			
711	90 kW		03/96→12/98			
809	63 - 66 kW		03/84→12/98			
811	77 kW		03/94→12/98			
811	90 kW		03/96→12/98			
811 K	77 kW		03/94→12/98			
811 K	90 kW		03/96→12/98			
814,814L	95 - 100 kW		01/84→12/98			
814,814 L	103 kW		01/84→12/98			
814 F	95 - 100 kW		05/86→12/98			
814 K	95 - 100 kW		03/84→12/98			
814 K	103 kW		03/94→12/98			
814 O, 814 LO	95 - 100 kW		01/84→12/98			
814 S	95 - 100 kW		03/84→12/98			
814 S	103 kW		03/94→12/98			
817,817 L	116 - 125 kW		01/84→12/98			
817,817 L	125 kW		03/96→12/98			
817 F	116 - 125 kW		03/84→12/98			
817 K	116 - 125 kW		01/86→12/98			
817 O, 817 LO	116 - 125 kW		01/84→12/98			
817 S,817 LS	116 - 125 kW		01/84→12/98			
914	95 - 100 kW		03/84→12/98			
914 AK	95 - 100 kW		02/87→12/98			
914 K	95 - 100 kW		03/84→12/98			
917	125 kW		03/94→12/98			
917	125 kW		03/96→12/98			
917 AF	116 - 125 kW		02/87→12/98			
917 AK	125 kW		03/94→12/98			
917 K	125 kW		03/94→12/98			
917 KO	125 kW		03/94→12/98			
O 1114 ,O 1114 L	95 - 100 kW		01/84→12/98			
1217 KO	125 kW		03/94→12/98	Rated Power [W]: 72; 12 V; Vers. produced by BEHR	8EW 009 160-301 Interior Blower	701
1317 LS	125 kW		03/96→12/98	for vehicles without air conditioning; Vers. produced by BEHR	8FH 351 312-431 Heat Exchanger, interior heating	705
814,814L	100 kW		03/96→12/98			
814 F	100 kW		03/96→12/98			
814 K	100 kW		03/96→12/98			
814 S	100 kW		03/96→12/98			
817 S,817 LS	125 kW		03/96→12/98			
MERCEDES-BENZ - MK					12/87→09/96	
1222 A, 1222 LA	160 - 165 kW		09/89→07/94	Rated Power [W]: 300; 24 V; with integrated regulator; Vers. produced by BEHR	8EW 009 160-631 Interior Blower	702
1222 F	160 - 165 kW		07/89→08/94			
1222 S, 1222 LS	160 - 165 kW		07/89→08/94	 4936853 ; Depth [mm]: 40; L 390 mm; Vers. produced by BEHR; W 226 mm	8FH 351 312-381 Heat Exchanger, interior heating	705
1224 AF	170 - 177 kW		02/93→09/96			
1417	121 - 129 kW		07/89→09/96			
1417 A	121 - 129 kW		09/89→09/96			
1417 AK	121 - 129 kW		09/89→09/96			
1417 K	121 - 125 kW		07/89→09/96			
1420,1420 L	155 kW		12/87→09/96			
1420 LS	155 kW		02/90→09/96			
1422,1422 L	160 - 165 kW		12/87→09/96			
1422 F	160 - 165 kW		07/89→09/93			
1422 S,1422 LS	160 - 165 kW		12/87→09/96			
1424,1424 L	180 - 200 kW		12/87→09/96			
1424 S,1424 LS	180 - 200 kW		12/87→09/96			
1426 S,1426 LS	191 - 195 kW		12/87→09/96			
1717,1717 L	129 kW		12/87→09/96			
1717 AK	129 kW		09/89→08/94			
1717 K	129 kW		09/89→08/94			
1720 S	155 kW		02/90→08/94			
1722,1722 L, 1722 LL	151 - 165 kW		12/87→09/96			
1722 AK	151 - 165 kW		12/88→08/94			
1722 K	153 - 165 kW		12/88→08/94			
1722 S	153 - 165 kW		12/88→08/94			

Manufacturer - Model	Power	Displ.	Year of Constr.	Remark	Part Number	Page
MERCEDES-BENZ - MK					12/87→09/96	
1726,1726 L, 1726 LL	195 - 218 kW		12/87→09/96	Rated Power [W]: 300; 24 V; with integrated regulator; Vers. produced by BEHR	8EW 009 160-631	702
1726 AK	195 kW		06/89→08/94		Interior Blower	
1726 K	195 kW		12/88→08/94	→ 4936853 ; Depth [mm]: 40; L 390 mm; Vers. produced by BEHR; W 226 mm	8FH 351 312-381 Heat	705
1726 S,1726 LS	195 - 218 kW		12/87→09/96		Exchanger, interior heating	
1733,1733 L, 1734 L	243 - 250 kW		12/87→09/96			
1820,1820 L	155 kW		12/87→09/96			
1820 AK	155 kW		07/93→09/96			
1820 K	155 kW		05/92→09/96			
1824,1824 L	180 kW		12/87→09/96			
1824 AK	180 kW		08/92→09/96			
1824 K	180 kW		08/92→09/96			
1824 K	180 kW		01/94→09/96			
1827,1827 L	200 kW		12/87→09/96			
1827 S,1827 LS	200 kW		12/87→09/96			
1831,1831 L	230 kW		12/87→09/96			
1831 S,1831 LS	230 kW		12/87→09/96			
1834,1834 L	250 kW		12/87→09/96			
2420,2420 L	150 - 155 kW		12/87→09/96			
2422	160 kW		09/89→08/94			
2422,2422 L	153 - 165 kW		12/87→09/96			
2422 K	160 - 165 kW		09/89→08/94			
2426	195 kW		01/90→08/94			
2426, 2426 L	195 kW		02/90→08/94			
2433,2433 L, 2434 L	243 - 250 kW		12/87→09/96			
2433 K	249 kW		09/89→07/92			
2433 S,2433 LS	243 - 249 kW		12/87→09/96			
2524	180 kW		06/92→09/96			
2524,2524 L	180 - 200 kW		12/87→09/96			
2524 K	180 kW		06/92→09/96			
2527	200 kW		10/93→09/96			
2527 B	200 kW		03/91→09/96			
2527 K	200 kW		10/93→09/96			
2527 L	200 - 230 kW		09/92→09/96			
2531,2531 L	230 kW		12/87→09/96			
1222 AF	160 - 165 kW		09/89→09/93	Rated Power [W]: 300; 24 V; with integrated regulator; Vers. produced by BEHR	8EW 009 160-631	702
1226 AF	180 - 200 kW		02/93→09/96		Interior Blower	
1226 AF	195 - 218 kW		02/90→09/93			
1226 AF	250 kW		02/93→09/96			
1733 S,1733 LS	243 - 249 kW		12/87→09/96			
1824	180 kW		01/94→09/96			
1824 AK	180 - 230 kW		01/94→09/96			
1720,1720 L	150 - 155 kW		12/87→09/96	Rated Power [W]: 300; 24 V; with integrated regulator; Vers. produced by BEHR	8EW 009 160-631	702
					Interior Blower	
				Depth [mm]: 42; L 360 mm; Vers. produced by BEHR; W 171 mm	8FH 351 312-341	698
				Heater Flap Box		
				→ 4936853 ; Depth [mm]: 40; L 390 mm; Vers. produced by BEHR; W 226 mm	8FH 351 312-381 Heat	705
					Exchanger, interior heating	
1834 S,1834 LS	250 kW		12/87→09/96	→ 4936853 ; Depth [mm]: 40; L 390 mm; Vers. produced by BEHR; W 226 mm	8FH 351 312-381 Heat	705
					Exchanger, interior heating	
MERCEDES-BENZ - NG					08/73→09/96	
1013	96 kW		02/76→12/84	Rated Power [W]: 72; 12 V; Vers. produced by BEHR	8EW 009 160-301	701
					Interior Blower	
				for vehicles without air conditioning; 24 V; Vers. produced by BEHR	8EW 009 160-321	701
				Interior Blower		
				for vehicles without air conditioning; Depth [mm]: 42; L 360 mm; Vers. produced by BEHR; W 170 mm	8FH 351 312-311 Heat	704
				Exchanger, interior heating		
				⚙️ OM353.942 ; Vehicle Trim Level: SA71102; Voltage [V]: 24; Manual Transmission; for vehicles without air conditioning; Depth [mm]: 48; L 360 mm; Vers. produced by BEHR; W 170 mm	8FH 351 312-321 Heat	704
				Exchanger, interior heating		
1013 A	96 kW		02/76→12/86	Rated Power [W]: 72; 12 V; Vers. produced by BEHR	8EW 009 160-301	701
					Interior Blower	
				for vehicles without air conditioning; ⚙️ OM353.942 ; Depth [mm]: 42; L 360 mm; Vers. produced by BEHR; W 170 mm	8FH 351 312-311 Heat	704
				Exchanger, interior heating		
1013 AK	96 kW		02/76→12/84	Rated Power [W]: 72; 12 V; Vers. produced by BEHR	8EW 009 160-301	701
					Interior Blower	
				for vehicles without air conditioning; Manual Transmission; ⚙️ OM353.942 ; Depth [mm]: 42; L 360 mm; Vers. produced by BEHR; W 170 mm	8FH 351 312-311 Heat	704
				Exchanger, interior heating		

Manufacturer - Model	Power	Displ.	Year of Constr.	Remark	Part Number	Page	
MERCEDES-BENZ - NG					08/73→09/96		
1013 K	96 kW		02/76→12/84	Rated Power [W]: 72; 12 V; Vers. produced by BEHR	8EW 009 160-301	701	
				for vehicles without air conditioning; Manual Transmission; ⚙️ OM353.942; Voltage [V]: 12; Depth [mm]: 42; L 360 mm; Vers. produced by BEHR; W 170 mm	8FH 351 312-311	Heat Exchanger, interior heating	704
1013 KO	96 kW		02/76→12/84	Rated Power [W]: 72; 12 V; Vers. produced by BEHR	8EW 009 160-301	701	
				for vehicles without air conditioning; Manual Transmission; ⚙️ OM353.943; Depth [mm]: 42; L 360 mm; Vers. produced by BEHR; W 170 mm	8FH 351 312-311	Heat Exchanger, interior heating	704
1013 S	96 kW		02/76→12/84	Rated Power [W]: 72; 12 V; Vers. produced by BEHR	8EW 009 160-301	701	
				⚙️ OM353.943; for vehicles without air conditioning; Voltage [V]: 12; Depth [mm]: 42; L 360 mm; Vers. produced by BEHR; W 170 mm	8FH 351 312-311	Heat Exchanger, interior heating	704
1017	124 kW		11/75→02/91	Rated Power [W]: 72; 12 V; Vers. produced by BEHR	8EW 009 160-301	701	
				for vehicles without air conditioning; 24 V; Vers. produced by BEHR	8EW 009 160-321	Interior Blower	701
				for vehicles without air conditioning; Depth [mm]: 42; L 360 mm; Vers. produced by BEHR; W 170 mm	8FH 351 312-311	Heat Exchanger, interior heating	704
				Voltage [V]: 24; for vehicles without air conditioning; Vehicle Trim Level: SA71102; Depth [mm]: 48; L 360 mm; Vers. produced by BEHR; W 170 mm	8FH 351 312-321	Heat Exchanger, interior heating	704
1017 A 1017 AK 1017 AS 1213 KO 1219 S 1619 K 1624,1624 L	124 kW		11/75→02/91	Rated Power [W]: 72; 12 V; Vers. produced by BEHR	8EW 009 160-301	701	
	124 kW		02/76→12/84				
	124 kW		04/77→09/85				
	96 kW		09/75→05/86				
	141 kW		09/75→09/84				
	141 kW		11/74→12/82				
	176 kW		08/73→09/96				
1017 K	124 kW		02/76→12/84	Rated Power [W]: 72; 12 V; Vers. produced by BEHR	8EW 009 160-301	701	
				for vehicles without air conditioning; Voltage [V]: 12; Depth [mm]: 42; L 360 mm; Vers. produced by BEHR; W 170 mm	8FH 351 312-311	Heat Exchanger, interior heating	704
1017 KO,1017 F	124 kW		08/73→09/96	Rated Power [W]: 72; 12 V; Vers. produced by BEHR	8EW 009 160-301	701	
				for vehicles without air conditioning; 24 V; Vers. produced by BEHR	8EW 009 160-321	Interior Blower	701
				for vehicles without air conditioning; ⚙️ OM353.953; Depth [mm]: 42; L 360 mm; Vers. produced by BEHR; W 170 mm	8FH 351 312-311	Heat Exchanger, interior heating	704
1017 S,1017 LS	124 kW		08/73→09/96	Rated Power [W]: 72; 12 V; Vers. produced by BEHR	8EW 009 160-301	701	
				for vehicles without air conditioning; 24 V; Vers. produced by BEHR	8EW 009 160-321	Interior Blower	701
				for vehicles without air conditioning; ⚙️ OM353.970; Depth [mm]: 42; L 360 mm; Vers. produced by BEHR; W 170 mm	8FH 351 312-311	Heat Exchanger, interior heating	704
1213	96 kW		09/75→05/86	Rated Power [W]: 72; 12 V; Vers. produced by BEHR	8EW 009 160-301	701	
				for vehicles without air conditioning; 24 V; Vers. produced by BEHR	8EW 009 160-321	Interior Blower	701
				for vehicles without air conditioning; ⚙️ OM353.943; Depth [mm]: 42; L 360 mm; Vers. produced by BEHR; W 170 mm	8FH 351 312-311	Heat Exchanger, interior heating	704
				⚙️ OM353.943; for vehicles without air conditioning; Manual Transmission; Vehicle Trim Level: SA 71102; Voltage [V]: 24; Depth [mm]: 48; L 360 mm; Vers. produced by BEHR; W 170 mm	8FH 351 312-321	Heat Exchanger, interior heating	704
1213 A 1213 AK 1213 AKO 1213 AS	96 kW		09/75→05/86	Rated Power [W]: 72; 12 V; Vers. produced by BEHR	8EW 009 160-301	701	
	96 kW		09/75→05/86				
	96 kW		09/75→05/86				
	96 kW		09/75→05/86				
1213 K	96 kW		09/75→05/86	Rated Power [W]: 72; 12 V; Vers. produced by BEHR	8EW 009 160-301	701	
				for vehicles without air conditioning; ⚙️ OM353.943; Depth [mm]: 42; L 360 mm; Vers. produced by BEHR; W 170 mm	8FH 351 312-311	Heat Exchanger, interior heating	704

Manufacturer - Model	Power	Displ.	Year of Constr.	Remark	Part Number	Page
MERCEDES-BENZ - NG					08/73→09/96	
1213 S	96 kW		09/75→05/86	Rated Power [W]: 72; 12 V; Vers. produced by BEHR	8EW 009 160-301 Interior Blower	701
1219	141 kW		09/75→09/84		for vehicles without air conditioning; 24 V; Vers. produced by BEHR	8EW 009 160-321 Interior Blower 701
				for vehicles without air conditioning; Voltage [V]: 24; Vehicle Trim Level: SA 71102; Depth [mm]: 48; L 360 mm; Vers. produced by BEHR; W 170 mm	8FH 351 312-321 Heat Exchanger, interior heating	704
1217,1217 L	124 kW		08/73→09/96	Rated Power [W]: 72; 12 V; Vers. produced by BEHR	8EW 009 160-301 Interior Blower	701
				for vehicles without air conditioning; 24 V; Vers. produced by BEHR	8EW 009 160-321 Interior Blower	701
				for vehicles without air conditioning;  OM353.953; Depth [mm]: 42; L 360 mm; Vers. produced by BEHR; W 170 mm	8FH 351 312-311 Heat Exchanger, interior heating	704
				for vehicles without air conditioning; Voltage [V]: 24; Vehicle Trim Level: SA 71102; Depth [mm]: 48; L 360 mm; Vers. produced by BEHR; W 170 mm	8FH 351 312-321 Heat Exchanger, interior heating	704
1217 A	124 kW		09/75→09/85	Rated Power [W]: 72; 12 V; Vers. produced by BEHR	8EW 009 160-301 Interior Blower	701
				for vehicles without air conditioning;  OM353.950 / OM353.951; Depth [mm]: 42; L 360 mm; Vers. produced by BEHR; W 170 mm	8FH 351 312-311 Heat Exchanger, interior heating	704
1217 AK	124 kW		09/75→09/85	Rated Power [W]: 72; 12 V; Vers. produced by BEHR	8EW 009 160-301 Interior Blower	701
1217 AS	124 kW		09/75→09/85			
1217 K	124 kW		09/75→12/84		for vehicles without air conditioning;	8FH 351 312-311 Heat Exchanger, interior heating
1217 KO	124 kW		09/75→09/85	 OM353.950; Depth [mm]: 42; L 360 mm; Vers. produced by BEHR; W 170 mm		704
1217 S,1217 LS	124 kW		08/73→09/96			
1219 A	141 kW		09/75→12/82	Rated Power [W]: 72; 12 V; Vers. produced by BEHR	8EW 009 160-301 Interior Blower	701
1219 K	141 kW		09/75→09/84		for vehicles without air conditioning;  OM401.905; Depth [mm]: 42; L 360 mm; Vers. produced by BEHR; W 170 mm	8FH 351 312-311 Heat Exchanger, interior heating
1219 AF	141 kW		09/75→09/84	Rated Power [W]: 72; 12 V; Vers. produced by BEHR	8EW 009 160-301 Interior Blower	701
1219 F	141 kW		09/75→09/84		for vehicles without air conditioning; 24 V; Vers. produced by BEHR	8EW 009 160-321 Interior Blower 701
					for vehicles without air conditioning; Depth [mm]: 42; L 360 mm; Vers. produced by BEHR; W 170 mm	8FH 351 312-311 Heat Exchanger, interior heating
					for vehicles without air conditioning; Voltage [V]: 24; Vehicle Trim Level: SA 71102; Depth [mm]: 48; L 360 mm; Vers. produced by BEHR; W 170 mm	8FH 351 312-321 Heat Exchanger, interior heating
1219 AK	141 kW		09/75→12/84	Rated Power [W]: 72; 12 V; Vers. produced by BEHR	8EW 009 160-301 Interior Blower	701
					for vehicles without air conditioning; Depth [mm]: 42; L 360 mm; Vers. produced by BEHR; W 170 mm	8FH 351 312-311 Heat Exchanger, interior heating
1222 A	159 kW		05/82→10/90	for vehicles without air conditioning; 24 V; Vers. produced by BEHR	8EW 009 160-321 Interior Blower	701
1222 AF	159 kW		05/82→12/91			
1222 S	159 kW		07/82→02/90	Depth [mm]: 42; L 360 mm; Vers. produced by BEHR; W 170 mm	8FH 351 312-311 Heat Exchanger, interior heating	704
				Voltage [V]: 24; for vehicles without air conditioning; Vehicle Trim Level: SA71102; Depth [mm]: 48; L 360 mm; Vers. produced by BEHR; W 170 mm	8FH 351 312-321 Heat Exchanger, interior heating	704
1222 F	159 kW		05/82→12/91	for vehicles without air conditioning; 24 V; Vers. produced by BEHR	8EW 009 160-321 Interior Blower	701
1413	96 kW		09/75→12/84	Rated Power [W]: 72; 12 V; Vers. produced by BEHR	8EW 009 160-301 Interior Blower	701
				24 V; Vers. produced by BEHR	8EW 009 160-321 Interior Blower	701
				 OM353.944; Depth [mm]: 42; L 360 mm; Vers. produced by BEHR; W 170 mm	8FH 351 312-311 Heat Exchanger, interior heating	704
				Vehicle Trim Level: SA 71102; Voltage [V]: 24; Depth [mm]: 48; L 360 mm; Vers. produced by BEHR; W 170 mm	8FH 351 312-321 Heat Exchanger, interior heating	704
1413 A	96 kW		09/75→12/84	24 V; Vers. produced by BEHR	8EW 009 160-321 Interior Blower	701
1413 AK	96 kW		09/75→12/84			
1413 K	96 kW		09/75→12/84			
1413 KO	96 kW		09/75→12/84	 OM353.944; Depth [mm]: 42; L 360 mm; Vers. produced by BEHR; W 170 mm	8FH 351 312-311 Heat Exchanger, interior heating	704

Manufacturer - Model	Power	Displ.	Year of Constr.	Remark	Part Number	Page
MERCEDES-BENZ - NG					08/73→09/96	
1413 AKO	96 kW		09/75→12/84	24 V; Vers. produced by BEHR	8EW 009 160-321	701
1625 K	184 kW		05/80→11/89		Interior Blower	
2628 A	331 kW		01/90→03/91			
3028 K	206 kW		12/85→07/87			
3328 K	206 kW		07/82→07/87			
1414	100 kW		04/84→03/91	☞ OM366.906 ; Depth [mm]: 42; L 360 mm; Vers. produced by BEHR; W 170 mm	8FH 351 312-311 Heat Exchanger, interior heating	704
				☞ OM366.906; Vehicle Trim Level: SA71102; Voltage [V]: 24 ; Depth [mm]: 48; L 360 mm; Vers. produced by BEHR; W 170 mm	8FH 351 312-321 Heat Exchanger, interior heating	704
1414 K	100 kW		04/84→03/91	24 V; Vers. produced by BEHR	8EW 009 160-321	701
				☞ OM366.909 ; Depth [mm]: 42; L 360 mm; Vers. produced by BEHR; W 170 mm	8FH 351 312-311 Heat Exchanger, interior heating	704
				Vehicle Trim Level: SA71102; Voltage [V]: 24 ; Depth [mm]: 48; L 360 mm; Vers. produced by BEHR; W 170 mm	8FH 351 312-321 Heat Exchanger, interior heating	704
1417	124 kW		05/75→12/84	Rated Power [W]: 72; 12 V; Vers. produced by BEHR	8EW 009 160-301	701
				24 V; Vers. produced by BEHR	8EW 009 160-321	701
				+ OE 0008308608 ; Rated Power [W]: 300; 24 V; with integrated regulator; Vers. produced by BEHR	8EW 009 160-631	702
				for vehicles without air conditioning; ☞ OM353.951 ; Depth [mm]: 42; L 360 mm; Vers. produced by BEHR; W 170 mm	8FH 351 312-311 Heat Exchanger, interior heating	704
				Vehicle Trim Level: SA 71102; Voltage [V]: 24 ; ☞ OM353.951 ; Depth [mm]: 48; L 360 mm; Vers. produced by BEHR; W 170 mm	8FH 351 312-321 Heat Exchanger, interior heating	704
1417 A	124 kW		05/75→12/84	Rated Power [W]: 72; 12 V; Vers. produced by BEHR	8EW 009 160-301	701
				24 V; Vers. produced by BEHR	8EW 009 160-321	701
				☞ OM353.971 ; Depth [mm]: 42; L 360 mm; Vers. produced by BEHR; W 170 mm	8FH 351 312-311 Heat Exchanger, interior heating	704
1417 AK	124 kW		05/75→12/84	Rated Power [W]: 72; 12 V; Vers. produced by BEHR	8EW 009 160-301	701
				☞ OM353.971 ; Depth [mm]: 42; L 360 mm; Vers. produced by BEHR; W 170 mm	8FH 351 312-311 Heat Exchanger, interior heating	704
1417 C	125 kW		04/84→03/91	24 V; Vers. produced by BEHR	8EW 009 160-321	701
1417 CA	125 kW		04/84→03/91		Interior Blower	
				☞ OM366.952 ; Depth [mm]: 42; L 360 mm; Vers. produced by BEHR; W 170 mm	8FH 351 312-311 Heat Exchanger, interior heating	704
				Vehicle Trim Level: SA71102; Voltage [V]: 24 ; Depth [mm]: 48; L 360 mm; Vers. produced by BEHR; W 170 mm	8FH 351 312-321 Heat Exchanger, interior heating	704
1417 CAK	125 kW		04/84→03/91	24 V; Vers. produced by BEHR	8EW 009 160-321	701
1417 CK	125 kW		04/84→03/91		Interior Blower	
				☞ OM366.951 ; Depth [mm]: 42; L 360 mm; Vers. produced by BEHR; W 170 mm	8FH 351 312-311 Heat Exchanger, interior heating	704
				☞ OM366.951; Vehicle Trim Level: SA71102; Voltage [V]: 24 ; Depth [mm]: 48; L 360 mm; Vers. produced by BEHR; W 170 mm	8FH 351 312-321 Heat Exchanger, interior heating	704
1417 K	124 kW		05/75→12/84	Rated Power [W]: 72; 12 V; Vers. produced by BEHR	8EW 009 160-301	701
				☞ OM353.951 ; Depth [mm]: 42; L 360 mm; Vers. produced by BEHR; W 170 mm	8FH 351 312-311 Heat Exchanger, interior heating	704
1417 KO	124 kW		05/75→12/84	Rated Power [W]: 72; 12 V; Vers. produced by BEHR	8EW 009 160-301	701
				24 V; Vers. produced by BEHR	8EW 009 160-321	701
				☞ OM353.951 ; Depth [mm]: 42; L 360 mm; Vers. produced by BEHR; W 170 mm	8FH 351 312-311 Heat Exchanger, interior heating	704
				☞ OM353.951; Voltage [V]: 24; Vehicle Trim Level: SA71102 ; Depth [mm]: 48; L 360 mm; Vers. produced by BEHR; W 170 mm	8FH 351 312-321 Heat Exchanger, interior heating	704

Manufacturer - Model	Power	Displ.	Year of Constr.	Remark	Part Number	Page
MERCEDES-BENZ - NG				08/73→09/96		
1419,1419 L	141 kW		08/73→09/96	Rated Power [W]: 72; 12 V; Vers. produced by BEHR	8EW 009 160-301 Interior Blower	701
				24 V; Vers. produced by BEHR	8EW 009 160-321 Interior Blower	701
1419 AK	141 kW		05/75→12/84	Rated Power [W]: 72; 12 V; Vers. produced by BEHR	8EW 009 160-301 Interior Blower	701
1419 K	141 kW		05/75→12/82			
1419 S,1419 LS	141 kW		08/73→09/96	Depth [mm]: 42; L 360 mm; Vers. produced by BEHR; W 170 mm	8FH 351 312-311 Heat Exchanger, interior heating	704
1424 S,1424 LS	176 kW		08/73→09/96			
1619 AK	141 kW		11/74→12/82			
1624 K	176 kW		07/75→08/82			
1419 C,1419 CL	141 kW		08/73→09/96	for vehicles without air conditioning; 24 V; Vers. produced by BEHR	8EW 009 160-321 Interior Blower	701
				Depth [mm]: 42; L 360 mm; Vers. produced by BEHR; W 170 mm	8FH 351 312-311 Heat Exchanger, interior heating	704
				Vehicle Trim Level: SA71102; Voltage [V]: 24; Depth [mm]: 48; L 360 mm; Vers. produced by BEHR; W 170 mm	8FH 351 312-321 Heat Exchanger, interior heating	704
1420,1420 L	150 kW		08/73→09/96	24 V; Vers. produced by BEHR	8EW 009 160-321 Interior Blower	701
1425 S,1425 LS	184 kW		08/73→09/96			
1614	100 kW		04/84→03/91	Depth [mm]: 42; L 360 mm; Vers. produced by BEHR; W 170 mm	8FH 351 312-311 Heat Exchanger, interior heating	704
1620,1620 L	150 kW		08/73→09/96			
1625,1625 L	184 kW		08/73→09/96			
1625 AK	184 kW		10/80→11/89			
1625 S,1625 LS	184 kW		08/73→09/96	Vehicle Trim Level: SA71102; Voltage [V]: 24; Depth [mm]: 48; L 360 mm; Vers. produced by BEHR; W 170 mm	8FH 351 312-321 Heat Exchanger, interior heating	704
1626 AK	188 kW		08/73→12/80			
1632,1632 L	235 kW		08/73→09/96			
1719 AK	141 kW		09/73→08/82			
1719 K	141 kW		09/73→08/82			
1922	159 kW		10/81→10/90			
1922 AK	159 kW		10/81→03/91			
1922 K	159 kW		10/81→03/91			
1922 S	159 kW		10/81→03/91			
1936 K	261 kW		10/81→03/91			
1936 S,1936 LS	261 kW		08/73→09/96			
2025 S	184 kW		08/83→03/91			
2222,2222 L	159 kW		08/73→09/96			
2224 B	176 kW		05/75→03/84			
2225	184 kW		04/85→03/91			
2225 B	184 kW		08/83→03/91			
2235 K	260 kW		03/86→07/89			
2235 S,2235 LS	260 kW		08/73→09/96			
2636	261 kW		11/81→03/91			
2636 A	261 kW		11/81→03/91			
2636 AS	261 kW		11/81→03/91			
2636 K	261 kW		11/81→03/91			
2636 S	261 kW		11/81→03/91			
3028 B	206 kW		12/85→07/87			
3228 K	206 kW		07/87→03/91			
3333	243 kW		12/82→11/91			
3336	261 kW		12/82→11/91			
3336 K	261 kW		12/82→11/91			
3336 S	261 kW		12/82→11/91			
3528 B	206 kW		07/87→09/89			
1422,1422 L	159 kW		08/73→09/96	for vehicles without air conditioning; 24 V; Vers. produced by BEHR	8EW 009 160-321 Interior Blower	701
1422 S,1422 LS	159 kW		08/73→09/96	for vehicles without air conditioning; Depth [mm]: 42; L 360 mm; Vers. produced by BEHR; W 170 mm	8FH 351 312-311 Heat Exchanger, interior heating	704
				Voltage [V]: 24; for vehicles without air conditioning; Vehicle Trim Level: SA71102; Depth [mm]: 48; L 360 mm; Vers. produced by BEHR; W 170 mm	8FH 351 312-321 Heat Exchanger, interior heating	704
1422 F	159 kW		05/82→10/90	24 V; Vers. produced by BEHR	8EW 009 160-321 Interior Blower	701
				for vehicles without air conditioning; Depth [mm]: 42; L 360 mm; Vers. produced by BEHR; W 170 mm	8FH 351 312-311 Heat Exchanger, interior heating	704
1424,1424 L	176 kW		08/73→09/96	Rated Power [W]: 72; 12 V; Vers. produced by BEHR	8EW 009 160-301 Interior Blower	701
2224	176 kW		04/76→12/82	 OM402.911; Depth [mm]: 42; L 360 mm; Vers. produced by BEHR; W 170 mm	8FH 351 312-311 Heat Exchanger, interior heating	704

Manufacturer - Model	Power	Displ.	Year of Constr.	Remark	Part Number	Page
MERCEDES-BENZ - NG					08/73→09/96	
1424 F 1632 AK 2636 AK	176 kW		07/75→01/87	Rated Power [W]: 72; 12 V; Vers. produced by BEHR	8EW 009 160-301 Interior Blower	701
	235 kW		08/73→08/82	24 V; Vers. produced by BEHR	8EW 009 160-321 Interior Blower	701
	261 kW		11/81→03/91	Depth [mm]: 42; L 360 mm; Vers. produced by BEHR; W 170 mm	8FH 351 312-311 Heat Exchanger, interior heating	704
				Vehicle Trim Level: SA71102; Voltage [V]: 24; Depth [mm]: 48; L 360 mm; Vers. produced by BEHR; W 170 mm	8FH 351 312-321 Heat Exchanger, interior heating	704
1424 K	176 kW		07/75→01/87	Rated Power [W]: 72; 12 V; Vers. produced by BEHR	8EW 009 160-301 Interior Blower	701
				☞ OM402.910; Depth [mm]: 42; L 360 mm; Vers. produced by BEHR; W 170 mm	8FH 351 312-311 Heat Exchanger, interior heating	704
1613,1613 L 1613 KO	96 kW		08/73→09/96	Rated Power [W]: 72; 12 V; Vers. produced by BEHR	8EW 009 160-301 Interior Blower	701
	96 kW		01/75→12/84	24 V; Vers. produced by BEHR	8EW 009 160-321 Interior Blower	701
				☞ OM353.944; Depth [mm]: 42; L 360 mm; Vers. produced by BEHR; W 170 mm	8FH 351 312-311 Heat Exchanger, interior heating	704
				☞ OM353.944; Vehicle Trim Level: SA71102; Voltage [V]: 24; Depth [mm]: 48; L 360 mm; Vers. produced by BEHR; W 170 mm	8FH 351 312-321 Heat Exchanger, interior heating	704
1613 K	96 kW		01/75→12/84	Rated Power [W]: 72; 12 V; Vers. produced by BEHR	8EW 009 160-301 Interior Blower	701
				24 V; Vers. produced by BEHR	8EW 009 160-321 Interior Blower	701
				☞ OM353.944; Depth [mm]: 42; L 360 mm; Vers. produced by BEHR; W 170 mm	8FH 351 312-311 Heat Exchanger, interior heating	704
1614 K 1617 CS 1622 AK 1935 AK 3025 K 3336 AK	100 kW		04/84→03/91	24 V; Vers. produced by BEHR	8EW 009 160-321 Interior Blower	701
	125 kW		04/84→03/91			
	159 kW		05/82→10/89	Depth [mm]: 42; L 360 mm; Vers. produced by BEHR; W 170 mm	8FH 351 312-311 Heat Exchanger, interior heating	704
	260 - 269 kW		09/87→03/91			
	184 kW		12/85→07/87			
1617,1617 L	124 kW		08/73→09/96	Rated Power [W]: 72; 12 V; Vers. produced by BEHR	8EW 009 160-301 Interior Blower	701
				24 V; Vers. produced by BEHR	8EW 009 160-321 Interior Blower	701
				Vehicle Trim Level: SA71102; Voltage [V]: 24; Depth [mm]: 48; L 360 mm; Vers. produced by BEHR; W 170 mm	8FH 351 312-321 Heat Exchanger, interior heating	704
1617 AK	124 kW		01/75→07/85	Rated Power [W]: 72; 12 V; Vers. produced by BEHR	8EW 009 160-301 Interior Blower	701
				24 V; Vers. produced by BEHR	8EW 009 160-321 Interior Blower	701
				☞ OM353.951 / OM353.971; Depth [mm]: 42; L 360 mm; Vers. produced by BEHR; W 170 mm	8FH 351 312-311 Heat Exchanger, interior heating	704
1617 C,1617 CL	125 kW		08/73→09/96	for vehicles without air conditioning; 24 V; Vers. produced by BEHR	8EW 009 160-321 Interior Blower	701
				☞ OM366.351; Depth [mm]: 42; L 360 mm; Vers. produced by BEHR; W 170 mm	8FH 351 312-311 Heat Exchanger, interior heating	704
				☞ OM366.951; Vehicle Trim Level: SA71102; Voltage [V]: 24; for vehicles without air conditioning; Depth [mm]: 48; L 360 mm; Vers. produced by BEHR; W 170 mm	8FH 351 312-321 Heat Exchanger, interior heating	704
1617 CAK	125 kW		04/84→03/91	for vehicles without air conditioning; 24 V; Vers. produced by BEHR	8EW 009 160-321 Interior Blower	701
				Manual Transmission; for vehicles without air conditioning; ☞ OM366.951; Depth [mm]: 42; L 360 mm; Vers. produced by BEHR; W 170 mm	8FH 351 312-311 Heat Exchanger, interior heating	704
1617 CK	125 kW		04/84→03/91	for vehicles without air conditioning; 24 V; Vers. produced by BEHR	8EW 009 160-321 Interior Blower	701
				Depth [mm]: 42; L 360 mm; Vers. produced by BEHR; W 170 mm	8FH 351 312-311 Heat Exchanger, interior heating	704

Manufacturer - Model	Power	Displ.	Year of Constr.	Remark	Part Number	Page
MERCEDES-BENZ - NG					08/73→09/96	
1617 K	124 kW		01/75→07/85	Rated Power [W]: 72; 12 V; Vers. produced by BEHR	8EW 009 160-301 Interior Blower	701
				24 V; Vers. produced by BEHR	8EW 009 160-321 Interior Blower	701
				☞ OM353.951 / OM353.953 ; Depth [mm]: 42; L 360 mm; Vers. produced by BEHR; W 170 mm	8FH 351 312-311 Heat Exchanger, interior heating	704
1617 KO	124 kW		01/75→07/85	Rated Power [W]: 72; 12 V; Vers. produced by BEHR	8EW 009 160-301 Interior Blower	701
				24 V; Vers. produced by BEHR	8EW 009 160-321 Interior Blower	701
				Depth [mm]: 42; L 360 mm; Vers. produced by BEHR; W 170 mm	8FH 351 312-311 Heat Exchanger, interior heating	704
				☞ OM353.951; Voltage [V]: 24; Vehicle Trim Level: SA71102 ; Depth [mm]: 48; L 360 mm; Vers. produced by BEHR; W 170 mm	8FH 351 312-321 Heat Exchanger, interior heating	704
1619,1619 L	141 kW		08/73→09/96	Rated Power [W]: 72; 12 V; Vers. produced by BEHR	8EW 009 160-301 Interior Blower	701
				24 V; Vers. produced by BEHR	8EW 009 160-321 Interior Blower	701
				Depth [mm]: 42; L 360 mm; Vers. produced by BEHR; W 170 mm	8FH 351 312-311 Heat Exchanger, interior heating	704
				☞ OM401.905; Vehicle Trim Level: SA71102; Voltage [V]: 24 ; Depth [mm]: 48; L 360 mm; Vers. produced by BEHR; W 170 mm	8FH 351 312-321 Heat Exchanger, interior heating	704
1619 C,1619 CL	141 kW		08/73→09/96	for vehicles without air conditioning ; 24 V; Vers. produced by BEHR	8EW 009 160-321 Interior Blower	701
				Depth [mm]: 42; L 360 mm; Vers. produced by BEHR; W 170 mm	8FH 351 312-311 Heat Exchanger, interior heating	704
				☞ OM362.906; Vehicle Trim Level: SA71102; Voltage [V]: 24 ; Depth [mm]: 48; L 360 mm; Vers. produced by BEHR; W 170 mm	8FH 351 312-321 Heat Exchanger, interior heating	704
1619 KO	141 kW		11/74→01/87	Rated Power [W]: 72; 12 V; Vers. produced by BEHR	8EW 009 160-301 Interior Blower	701
				☞ OM401.905 ; Depth [mm]: 42; L 360 mm; Vers. produced by BEHR; W 170 mm	8FH 351 312-311 Heat Exchanger, interior heating	704
1619 S	141 kW		11/74→12/84	Rated Power [W]: 72; 12 V; Vers. produced by BEHR	8EW 009 160-301 Interior Blower	701
				☞ OM401.914 ; Depth [mm]: 42; L 360 mm; Vers. produced by BEHR; W 170 mm	8FH 351 312-311 Heat Exchanger, interior heating	704
1622,1622 L	150 - 159 kW		08/73→09/96	24 V; Vers. produced by BEHR	8EW 009 160-321 Interior Blower	701
				☞ OM421.905 ; Depth [mm]: 42; L 360 mm; Vers. produced by BEHR; W 170 mm	8FH 351 312-311 Heat Exchanger, interior heating	704
				Vehicle Trim Level: SA71102; Voltage [V]: 24 ; Depth [mm]: 48; L 360 mm; Vers. produced by BEHR; W 170 mm	8FH 351 312-321 Heat Exchanger, interior heating	704
1624 S,1624 LS	176 kW		08/73→09/96	Depth [mm]: 42; L 360 mm; Vers. produced by BEHR; W 170 mm	8FH 351 312-311 Heat Exchanger, interior heating	704
1626,1626 L	188 kW		08/73→09/96	24 V; Vers. produced by BEHR	8EW 009 160-321 Interior Blower	701
				Depth [mm]: 42; L 360 mm; Vers. produced by BEHR; W 170 mm	8FH 351 312-311 Heat Exchanger, interior heating	704
				Manual Transmission; for vehicles without air conditioning; Vehicle Trim Level: SA71102; Voltage [V]: 24 ; Depth [mm]: 48; L 360 mm; Vers. produced by BEHR; W 170 mm	8FH 351 312-321 Heat Exchanger, interior heating	704
1626 AS	188 kW		05/74→12/80	24 V; Vers. produced by BEHR	8EW 009 160-321 Interior Blower	701
				☞ OM402.906 ; Depth [mm]: 42; L 360 mm; Vers. produced by BEHR; W 170 mm	8FH 351 312-311 Heat Exchanger, interior heating	704
				☞ OM402.906; Vehicle Trim Level: SA71102; Voltage [V]: 24 ; Depth [mm]: 48; L 360 mm; Vers. produced by BEHR; W 170 mm	8FH 351 312-321 Heat Exchanger, interior heating	704

Manufacturer - Model	Power	Displ.	Year of Constr.	Remark	Part Number	Page
MERCEDES-BENZ - NG					08/73→09/96	
1626 S,1626 LS	188 kW		08/73→09/96	24 V; Vers. produced by BEHR	8EW 009 160-321 Interior Blower	701
				☞ OM402.916 ; Depth [mm]: 42; L 360 mm; Vers. produced by BEHR; W 170 mm	8FH 351 312-311 Heat Exchanger, interior heating	704
				☞ OM402.916; Vehicle Trim Level: SA71102; Voltage [V]: 24 ; Depth [mm]: 48; L 360 mm; Vers. produced by BEHR; W 170 mm	8FH 351 312-321 Heat Exchanger, interior heating	704
1628,1628 L 1628 S,1628 LS 1633,1633 L 1933 S,1933 LS 2235,2235 L	206 kW 206 kW 243 kW 243 kW 260 kW		08/73→09/96 08/73→09/96 08/73→09/96 08/73→09/96 08/73→09/96	+ OE A0008209742 / + OE 0008209742 ; 24 V; Vers. produced by BEHR	8EW 009 160-321 Interior Blower	701
				Depth [mm]: 42; L 360 mm; Vers. produced by BEHR; W 170 mm	8FH 351 312-311 Heat Exchanger, interior heating	704
				Vehicle Trim Level: SA71102; Voltage [V]: 24 ; Depth [mm]: 48; L 360 mm; Vers. produced by BEHR; W 170 mm	8FH 351 312-321 Heat Exchanger, interior heating	704
				Rated Power [W]: 72; 12 V; Vers. produced by BEHR	8EW 009 160-301 Interior Blower	701
				24 V; Vers. produced by BEHR	8EW 009 160-321 Interior Blower	701
1632 AS	235 kW		05/74→09/83	☞ OM403.916 ; Depth [mm]: 42; L 360 mm; Vers. produced by BEHR; W 170 mm	8FH 351 312-311 Heat Exchanger, interior heating	704
				☞ OM403.916; Vehicle Trim Level: SA71102; Voltage [V]: 24 ; Depth [mm]: 48; L 360 mm; Vers. produced by BEHR; W 170 mm	8FH 351 312-321 Heat Exchanger, interior heating	704
				24 V; Vers. produced by BEHR	8EW 009 160-321 Interior Blower	701
				☞ OM403.931 / OM403.932 ; Depth [mm]: 42; L 360 mm; Vers. produced by BEHR; W 170 mm	8FH 351 312-311 Heat Exchanger, interior heating	704
				☞ OM403.931 / OM403.932; Vehicle Trim Level: SA71102; Voltage [V]: 24 ; Depth [mm]: 48; L 360 mm; Vers. produced by BEHR; W 170 mm	8FH 351 312-321 Heat Exchanger, interior heating	704
1632 S,1632 LS	235 kW		08/73→09/96	24 V; Vers. produced by BEHR	8EW 009 160-321 Interior Blower	701
				☞ OM403.931 / OM403.932 ; Depth [mm]: 42; L 360 mm; Vers. produced by BEHR; W 170 mm	8FH 351 312-311 Heat Exchanger, interior heating	704
				☞ OM403.931 / OM403.932; Vehicle Trim Level: SA71102; Voltage [V]: 24 ; Depth [mm]: 48; L 360 mm; Vers. produced by BEHR; W 170 mm	8FH 351 312-321 Heat Exchanger, interior heating	704
1633 S,1633 LS	243 kW		08/73→09/96	+ OE 0008209742 / + OE A0008209742 ; 24 V; Vers. produced by BEHR	8EW 009 160-321 Interior Blower	701
				☞ OM422.954 / OM422.952 ; Depth [mm]: 42; L 360 mm; Vers. produced by BEHR; W 170 mm	8FH 351 312-311 Heat Exchanger, interior heating	704
				Vehicle Trim Level: SA71102; Voltage [V]: 24 ; Depth [mm]: 48; L 360 mm; Vers. produced by BEHR; W 170 mm	8FH 351 312-321 Heat Exchanger, interior heating	704
1635,1635 L	260 kW		08/73→09/96	+ OE A0008209742 / + OE 0008209742 ; 24 V; Vers. produced by BEHR	8EW 009 160-321 Interior Blower	701
				☞ OM442.950 ; Depth [mm]: 42; L 360 mm; Vers. produced by BEHR; W 170 mm	8FH 351 312-311 Heat Exchanger, interior heating	704
				☞ OM442.950; Driver Cab Serial Number: 389.8 ; Depth [mm]: 48; L 360 mm; Vers. produced by BEHR; W 170 mm	8FH 351 312-321 Heat Exchanger, interior heating	704
1635 K	260 kW		02/86→07/89	24 V; Vers. produced by BEHR	8EW 009 160-321 Interior Blower	701
				☞ OM442.950 ; Depth [mm]: 42; L 360 mm; Vers. produced by BEHR; W 170 mm	8FH 351 312-311 Heat Exchanger, interior heating	704
1635 S,1635 LS 1928,1928 L 1928 S,1928 LS	260 kW 206 kW 206 kW		08/73→09/96 08/73→09/96 08/73→09/96	+ OE 0008209742 / + OE A0008209742 ; 24 V; Vers. produced by BEHR	8EW 009 160-321 Interior Blower	701
				Depth [mm]: 42; L 360 mm; Vers. produced by BEHR; W 170 mm	8FH 351 312-311 Heat Exchanger, interior heating	704
				Vehicle Trim Level: SA71102; Voltage [V]: 24 ; Depth [mm]: 48; L 360 mm; Vers. produced by BEHR; W 170 mm	8FH 351 312-321 Heat Exchanger, interior heating	704
1636,1636 L	261 kW		08/73→09/96	24 V; Vers. produced by BEHR	8EW 009 160-321 Interior Blower	701
				☞ OM423.905 ; Depth [mm]: 42; L 360 mm; Vers. produced by BEHR; W 170 mm	8FH 351 312-311 Heat Exchanger, interior heating	704
				Vehicle Trim Level: SA71102; Voltage [V]: 24 ; Depth [mm]: 48; L 360 mm; Vers. produced by BEHR; W 170 mm	8FH 351 312-321 Heat Exchanger, interior heating	704

Manufacturer - Model	Power	Displ.	Year of Constr.	Remark	Part Number	Page
MERCEDES-BENZ - NG					08/73→09/96	
1636 S,1636 LS	261 kW		08/73→09/96	24 V; Vers. produced by BEHR	8EW 009 160-321 Interior Blower	701
				☞ OM423.905 ; Depth [mm]: 42; L 360 mm; Vers. produced by BEHR; W 170 mm	8FH 351 312-311 Heat Exchanger, interior heating	704
				☞ OM423.905 ; Depth [mm]: 48; L 360 mm; Vers. produced by BEHR; W 170 mm	8FH 351 312-321 Heat Exchanger, interior heating	704
1638	276 kW		11/80→12/86	→12/85; + AC; Driver Cab Serial Number: 389.8 ; Depth [mm]: 48; L 360 mm; Vers. produced by BEHR; W 170 mm	8FH 351 312-321 Heat Exchanger, interior heating	704
1638 S,1638 LS	276 kW		08/73→09/96	→12/85; Driver Cab Serial Number: 389.8 ; Depth [mm]: 48; L 360 mm; Vers. produced by BEHR; W 170 mm	8FH 351 312-321 Heat Exchanger, interior heating	704
1644 1644 S,1644 LS	320 kW 320 kW		06/86→08/89 08/73→09/96	Driver Cab Serial Number: 389.8 ; Depth [mm]: 48; L 360 mm; Vers. produced by BEHR; W 170 mm	8FH 351 312-321 Heat Exchanger, interior heating	704
1719 1719 S	141 kW 141 kW		09/73→08/82 09/73→08/82	24 V; Vers. produced by BEHR	8EW 009 160-321 Interior Blower	701
				☞ OM401.916 ; Depth [mm]: 42; L 360 mm; Vers. produced by BEHR; W 170 mm	8FH 351 312-311 Heat Exchanger, interior heating	704
				☞ OM401.916; Vehicle Trim Level: SA71102; Voltage [V]: 24 ; Depth [mm]: 48; L 360 mm; Vers. produced by BEHR; W 170 mm	8FH 351 312-321 Heat Exchanger, interior heating	704
1919 1919 S	141 kW 141 kW		05/74→08/82 05/74→08/82	24 V; Vers. produced by BEHR	8EW 009 160-621 Interior Blower	702
				☞ OM401.916 ; Depth [mm]: 42; L 360 mm; Vers. produced by BEHR; W 170 mm	8FH 351 312-311 Heat Exchanger, interior heating	704
				☞ OM401.916; Vehicle Trim Level: SA71102; Voltage [V]: 24 ; Depth [mm]: 48; L 360 mm; Vers. produced by BEHR; W 170 mm	8FH 351 312-321 Heat Exchanger, interior heating	704
1919 AK 1919 K	141 kW 141 kW		05/74→08/82 05/74→08/82	24 V; Vers. produced by BEHR	8EW 009 160-621 Interior Blower	702
				Depth [mm]: 42; L 360 mm; Vers. produced by BEHR; W 170 mm	8FH 351 312-311 Heat Exchanger, interior heating	704
				Vehicle Trim Level: SA71102; Voltage [V]: 24 ; Depth [mm]: 48; L 360 mm; Vers. produced by BEHR; W 170 mm	8FH 351 312-321 Heat Exchanger, interior heating	704
1926	188 kW		05/74→12/80	24 V; Vers. produced by BEHR	8EW 009 160-621 Interior Blower	702
				for vehicles without air conditioning ; Depth [mm]: 42; L 360 mm; Vers. produced by BEHR; W 170 mm	8FH 351 312-311 Heat Exchanger, interior heating	704
				Vehicle Trim Level: SA71102; Voltage [V]: 24 ; Depth [mm]: 48; L 360 mm; Vers. produced by BEHR; W 170 mm	8FH 351 312-321 Heat Exchanger, interior heating	704
1926 A	188 kW		05/74→12/80	Rated Power [W]: 72; 12 V; Vers. produced by BEHR	8EW 009 160-301 Interior Blower	701
				24 V; Vers. produced by BEHR	8EW 009 160-621 Interior Blower	702
				for vehicles without air conditioning; Manual Transmission ; Depth [mm]: 42; L 360 mm; Vers. produced by BEHR; W 170 mm	8FH 351 312-311 Heat Exchanger, interior heating	704
				Manual Transmission; for vehicles without air conditioning; Vehicle Trim Level: SA71102; Voltage [V]: 24 ; Depth [mm]: 48; L 360 mm; Vers. produced by BEHR; W 170 mm	8FH 351 312-321 Heat Exchanger, interior heating	704
				Rated Power [W]: 72; 12 V; Vers. produced by BEHR	8EW 009 160-301 Interior Blower	701
1926 AK	188 kW		08/73→12/80	for vehicles without air conditioning ; 24 V; Vers. produced by BEHR	8EW 009 160-321 Interior Blower	701
				24 V; Vers. produced by BEHR	8EW 009 160-621 Interior Blower	702
				for vehicles without air conditioning; Manual Transmission ; Depth [mm]: 42; L 360 mm; Vers. produced by BEHR; W 170 mm	8FH 351 312-311 Heat Exchanger, interior heating	704
				Manual Transmission; for vehicles without air conditioning; Vehicle Trim Level: SA71102; Voltage [V]: 24 ; Depth [mm]: 48; L 360 mm; Vers. produced by BEHR; W 170 mm	8FH 351 312-321 Heat Exchanger, interior heating	704
				Rated Power [W]: 72; 12 V; Vers. produced by BEHR	8EW 009 160-301 Interior Blower	701

Manufacturer - Model	Power	Displ.	Year of Constr.	Remark	Part Number	Page		
MERCEDES-BENZ - NG					08/73→09/96			
1926 AS	188 kW		05/74→12/80	Rated Power [W]: 72; 12 V; Vers. produced by BEHR	8EW 009 160-301	701		
				24 V; Vers. produced by BEHR	8EW 009 160-621	702		
				for vehicles without air conditioning; Manual Transmission; Depth [mm]: 42; L 360 mm; Vers. produced by BEHR; W 170 mm	8FH 351 312-311 Heat Exchanger, interior heating	704		
				LHD; for vehicles without air conditioning; Manual Transmission; Vehicle Trim Level: SA71102; Voltage [V]: 24; Depth [mm]: 48; L 360 mm; Vers. produced by BEHR; W 170 mm	8FH 351 312-321 Heat Exchanger, interior heating	704		
1926 K	188 kW		08/73→12/80	24 V; Vers. produced by BEHR	8EW 009 160-621	702		
				for vehicles without air conditioning; Manual Transmission; LHD; Depth [mm]: 42; L 360 mm; Vers. produced by BEHR; W 170 mm	8FH 351 312-311 Heat Exchanger, interior heating	704		
				Manual Transmission; for vehicles without air conditioning; Vehicle Trim Level: SA71102; Voltage [V]: 24; Depth [mm]: 48; L 360 mm; Vers. produced by BEHR; W 170 mm	8FH 351 312-321 Heat Exchanger, interior heating	704		
1926 S, 1926 LS	188 kW		08/73→09/96	24 V; Vers. produced by BEHR	8EW 009 160-621	702		
				OM402.916; Manual Transmission; for vehicles without air conditioning; Depth [mm]: 42; L 360 mm; Vers. produced by BEHR; W 170 mm	8FH 351 312-311 Heat Exchanger, interior heating	704		
				OM402.916; Vehicle Trim Level: SA71102; Voltage [V]: 24; Depth [mm]: 48; L 360 mm; Vers. produced by BEHR; W 170 mm	8FH 351 312-321 Heat Exchanger, interior heating	704		
1928 A	206 kW		01/80→03/91	24 V; Vers. produced by BEHR	8EW 009 160-321	701		
				OM422.911 / OM422.913; Depth [mm]: 42; L 360 mm; Vers. produced by BEHR; W 170 mm	8FH 351 312-311 Heat Exchanger, interior heating	704		
				Vehicle Trim Level: SA71102; Voltage [V]: 24; Depth [mm]: 48; L 360 mm; Vers. produced by BEHR; W 170 mm	8FH 351 312-321 Heat Exchanger, interior heating	704		
1928 AK 2628 A	206 kW		01/80→03/91	24 V; Vers. produced by BEHR	8EW 009 160-321	701		
	206 kW				02/80→03/91	OM422.907; Depth [mm]: 42; L 360 mm; Vers. produced by BEHR; W 170 mm	8FH 351 312-311 Heat Exchanger, interior heating	704
						Vehicle Trim Level: SA71102; Voltage [V]: 24; Depth [mm]: 48; L 360 mm; Vers. produced by BEHR; W 170 mm	8FH 351 312-321 Heat Exchanger, interior heating	704
1928 K	206 kW		01/80→03/91	24 V; Vers. produced by BEHR	8EW 009 160-321	701		
				OM422.911; Depth [mm]: 42; L 360 mm; Vers. produced by BEHR; W 170 mm	8FH 351 312-311 Heat Exchanger, interior heating	704		
				Vehicle Trim Level: SA71102; Voltage [V]: 24; Depth [mm]: 48; L 360 mm; Vers. produced by BEHR; W 170 mm	8FH 351 312-321 Heat Exchanger, interior heating	704		
1932 1932 S, 1932 LS	235 kW		05/74→03/83	24 V; Vers. produced by BEHR	8EW 009 160-621	702		
	235 kW				08/73→09/96	Interior Blower		
1932 A	235 kW		05/74→03/83	24 V; Vers. produced by BEHR	8EW 009 160-621	702		
				OM403.916; Depth [mm]: 42; L 360 mm; Vers. produced by BEHR; W 170 mm	8FH 351 312-311 Heat Exchanger, interior heating	704		
				OM403.916; Vehicle Trim Level: SA71102; Voltage [V]: 24; Depth [mm]: 48; L 360 mm; Vers. produced by BEHR; W 170 mm	8FH 351 312-321 Heat Exchanger, interior heating	704		
1932 AK 1932 AS	235 kW		08/73→09/83 05/74→12/82	Rated Power [W]: 72; 12 V; Vers. produced by BEHR	8EW 009 160-301	701		
				24 V; Vers. produced by BEHR	8EW 009 160-621	702		
				OM403.916; Depth [mm]: 42; L 360 mm; Vers. produced by BEHR; W 170 mm	8FH 351 312-311 Heat Exchanger, interior heating	704		
				OM403.916; Vehicle Trim Level: SA71102; Voltage [V]: 24; Depth [mm]: 48; L 360 mm; Vers. produced by BEHR; W 170 mm	8FH 351 312-321 Heat Exchanger, interior heating	704		

Manufacturer - Model	Power	Displ.	Year of Constr.	Remark	Part Number	Page
MERCEDES-BENZ - NG					08/73→09/96	
1932 K	235 kW		08/73→08/82	24 V; Vers. produced by BEHR	8EW 009 160-621	702
					Interior Blower	
				☞ OM403.931 ; Depth [mm]: 42; L 360 mm; Vers. produced by BEHR; W 170 mm	8FH 351 312-311 Heat Exchanger, interior heating	704
1933	243 kW		11/80→03/91	+ OE A0008209742 / + OE 0008209742 ; 24 V; Vers. produced by BEHR	8EW 009 160-321	701
					Interior Blower	
				☞ OM422.957 / OM422.958 ; Depth [mm]: 42; L 360 mm; Vers. produced by BEHR; W 170 mm	8FH 351 312-311 Heat Exchanger, interior heating	704
1935	260 kW		02/86→09/89	+ OE 0008209742 / + OE A0008209742 ; 24 V; Vers. produced by BEHR	8EW 009 160-321	701
					Interior Blower	
				☞ OM442.950 ; Depth [mm]: 42; L 360 mm; Vers. produced by BEHR; W 170 mm	8FH 351 312-311 Heat Exchanger, interior heating	704
1935 S,1935 LS	260 kW		08/73→09/96	+ OE A0008209742 / + OE 0008209742 ; 24 V; Vers. produced by BEHR	8EW 009 160-321	701
					Interior Blower	
				☞ OM442.950 ; Depth [mm]: 42; L 360 mm; Vers. produced by BEHR; W 170 mm	8FH 351 312-311 Heat Exchanger, interior heating	704
1936	261 kW		10/81→03/91	+ OE A0008209742 / + OE 0008209742 ; 24 V; Vers. produced by BEHR	8EW 009 160-321	701
					Interior Blower	
				☞ OM423.906 / OM423.908 ; Depth [mm]: 42; L 360 mm; Vers. produced by BEHR; W 170 mm	8FH 351 312-311 Heat Exchanger, interior heating	704
1936 AS	261 kW		10/81→03/91	24 V; Vers. produced by BEHR	8EW 009 160-321	701
					Interior Blower	
				☞ OM423.907 ; Depth [mm]: 42; L 360 mm; Vers. produced by BEHR; W 170 mm	8FH 351 312-311 Heat Exchanger, interior heating	704
2026 S 2226 2226 S,2226 LS	188 kW		10/76→10/80 09/75→12/80 08/73→09/96	24 V; Vers. produced by BEHR	8EW 009 160-321	701
					Interior Blower	
				☞ OM402.912 ; Depth [mm]: 42; L 360 mm; Vers. produced by BEHR; W 170 mm	8FH 351 312-311 Heat Exchanger, interior heating	704
2028 LS	206 kW		01/80→06/89	+ OE A0008209742 / + OE 0008209742 ; 24 V; Vers. produced by BEHR	8EW 009 160-321	701
					Interior Blower	
				☞ OM422.911 / OM422.910 ; Depth [mm]: 42; L 360 mm; Vers. produced by BEHR; W 170 mm	8FH 351 312-311 Heat Exchanger, interior heating	704
2032 S	235 kW		08/75→09/83	for vehicles without air conditioning; 24 V; Vers. produced by BEHR	8EW 009 160-321	701
					Interior Blower	
				☞ OM403.932 ; Depth [mm]: 42; L 360 mm; Vers. produced by BEHR; W 170 mm	8FH 351 312-311 Heat Exchanger, interior heating	704
				☞ OM403.932 ; for vehicles without air conditioning; Manual Transmission; Vehicle Trim Level: SA71102; Voltage [V]: 24; Depth [mm]: 48; L 360 mm; Vers. produced by BEHR; W 170 mm	8FH 351 312-321 Heat Exchanger, interior heating	704

Manufacturer - Model	Power	Displ.	Year of Constr.	Remark	Part Number	Page
MERCEDES-BENZ - NG					08/73→09/96	
2035 S,2035 LS	260 kW		08/73→09/96	+ OE A0008209742 / + OE 0008209742; 24 V; Vers. produced by BEHR	8EW 009 160-321 Interior Blower	701
				Vehicle Trim Level: SA71102; Voltage [V]: 24; Depth [mm]: 42; L 360 mm; Vers. produced by BEHR; W 170 mm	8FH 351 312-311 Heat Exchanger, interior heating	704
2036 LS	261 kW		03/84→03/91	24 V; Vers. produced by BEHR	8EW 009 160-321 Interior Blower	701
				Depth [mm]: 42; L 360 mm; Vers. produced by BEHR; W 170 mm	8FH 351 312-311 Heat Exchanger, interior heating	704
				Voltage [V]: 24; for vehicles without air conditioning; Vehicle Trim Level: SA71102; Depth [mm]: 48; L 360 mm; Vers. produced by BEHR; W 170 mm	8FH 351 312-321 Heat Exchanger, interior heating	704
2219,2219 L	141 kW		08/73→09/96	Rated Power [W]: 72; 12 V; Vers. produced by BEHR	8EW 009 160-301 Interior Blower	701
				24 V; Vers. produced by BEHR	8EW 009 160-321 Interior Blower	701
				OM401.923; Depth [mm]: 42; L 360 mm; Vers. produced by BEHR; W 170 mm	8FH 351 312-311 Heat Exchanger, interior heating	704
2219 C,2219 CL	141 kW		08/73→09/96	Rated Power [W]: 72; 12 V; Vers. produced by BEHR	8EW 009 160-301 Interior Blower	701
				Depth [mm]: 42; L 360 mm; Vers. produced by BEHR; W 170 mm	8FH 351 312-311 Heat Exchanger, interior heating	704
				Vehicle Trim Level: SA71102; Voltage [V]: 24; Depth [mm]: 48; L 360 mm; Vers. produced by BEHR; W 170 mm	8FH 351 312-321 Heat Exchanger, interior heating	704
2222	159 kW		05/82→03/91	24 V; Vers. produced by BEHR	8EW 009 160-321 Interior Blower	701
				Depth [mm]: 42; L 360 mm; Vers. produced by BEHR; W 170 mm	8FH 351 312-311 Heat Exchanger, interior heating	704
				Vehicle Trim Level: SA71102; Depth [mm]: 48; L 360 mm; Vers. produced by BEHR; W 170 mm	8FH 351 312-321 Heat Exchanger, interior heating	704
2222 B	150 - 159 kW		05/82→03/91	24 V; Vers. produced by BEHR	8EW 009 160-321 Interior Blower	701
				OM421.905; Depth [mm]: 42; L 360 mm; Vers. produced by BEHR; W 170 mm	8FH 351 312-311 Heat Exchanger, interior heating	704
				OM421.905; Vehicle Trim Level: SA71102; Voltage [V]: 24; Depth [mm]: 48; L 360 mm; Vers. produced by BEHR; W 170 mm	8FH 351 312-321 Heat Exchanger, interior heating	704
2224 K	176 kW		04/76→12/82	Rated Power [W]: 72; 12 V; Vers. produced by BEHR	8EW 009 160-301 Interior Blower	701
				OM402.927; Depth [mm]: 42; L 360 mm; Vers. produced by BEHR; W 170 mm	8FH 351 312-311 Heat Exchanger, interior heating	704
2226,2226 L 2626 B 2626 K	188 kW 188 kW 188 kW		08/73→09/96 05/74→12/80 08/73→03/81	24 V; Vers. produced by BEHR	8EW 009 160-321 Interior Blower	701
				OM402.912; Depth [mm]: 42; L 360 mm; Vers. produced by BEHR; W 170 mm	8FH 351 312-311 Heat Exchanger, interior heating	704
2228	206 kW		12/79→03/91	Rated Power [W]: 72; 12 V; Vers. produced by BEHR	8EW 009 160-301 Interior Blower	701
				24 V; Vers. produced by BEHR	8EW 009 160-321 Interior Blower	701
				OM422.905; Vehicle Trim Level: SA71102; Voltage [V]: 24; Depth [mm]: 42; L 360 mm; Vers. produced by BEHR; W 170 mm	8FH 351 312-311 Heat Exchanger, interior heating	704
2228,2228 L	206 kW		08/73→09/96	Rated Power [W]: 72; 12 V; Vers. produced by BEHR	8EW 009 160-301 Interior Blower	701
				+ OE 0008209742 / + OE A0008209742; 24 V; Vers. produced by BEHR	8EW 009 160-321 Interior Blower	701
				OM422.905; Depth [mm]: 42; L 360 mm; Vers. produced by BEHR; W 170 mm	8FH 351 312-311 Heat Exchanger, interior heating	704
				OM422.905; Vehicle Trim Level: SA71102; Voltage [V]: 24; Depth [mm]: 48; L 360 mm; Vers. produced by BEHR; W 170 mm	8FH 351 312-321 Heat Exchanger, interior heating	704

Manufacturer - Model	Power	Displ.	Year of Constr.	Remark	Part Number	Page
MERCEDES-BENZ - NG					08/73→09/96	
2228 S	206 kW		12/79→03/91	+ OE 0008209742 / + OE A0008209742; 24 V; Vers. produced by BEHR	8EW 009 160-321 Interior Blower	701
				☞ OM422.905; Depth [mm]: 42; L 360 mm; Vers. produced by BEHR; W 170 mm	8FH 351 312-311 Heat Exchanger, interior heating	704
				☞ OM422.905; Vehicle Trim Level: SA71102; Voltage [V]: 24; Depth [mm]: 48; L 360 mm; Vers. produced by BEHR; W 170 mm	8FH 351 312-321 Heat Exchanger, interior heating	704
2232 2632	235 kW 235 - 236 kW		05/74→09/83 05/74→09/83	24 V; Vers. produced by BEHR	8EW 009 160-321 Interior Blower	701
				☞ OM403.932; Depth [mm]: 42; L 360 mm; Vers. produced by BEHR; W 170 mm	8FH 351 312-311 Heat Exchanger, interior heating	704
2232,2232 L	235 kW		08/73→09/96	Rated Power [W]: 72; 12 V; Vers. produced by BEHR	8EW 009 160-301 Interior Blower	701
				24 V; Vers. produced by BEHR	8EW 009 160-321 Interior Blower	701
				☞ OM403.932; Depth [mm]: 42; L 360 mm; Vers. produced by BEHR; W 170 mm	8FH 351 312-311 Heat Exchanger, interior heating	704
2232 S,2232 LS	235 kW		08/73→09/96	for vehicles without air conditioning; 24 V; Vers. produced by BEHR	8EW 009 160-321 Interior Blower	701
				☞ OM403.931; Depth [mm]: 42; L 360 mm; Vers. produced by BEHR; W 170 mm	8FH 351 312-311 Heat Exchanger, interior heating	704
2233	243 kW		11/80→05/87	24 V; Vers. produced by BEHR	8EW 009 160-321 Interior Blower	701
				☞ OM422.954; Depth [mm]: 42; L 360 mm; Vers. produced by BEHR; W 170 mm	8FH 351 312-311 Heat Exchanger, interior heating	704
				☞ OM422.954; Vehicle Trim Level: SA71102; Voltage [V]: 24; Depth [mm]: 48; L 360 mm; Vers. produced by BEHR; W 170 mm	8FH 351 312-321 Heat Exchanger, interior heating	704
2233,2233 L	243 kW		08/73→09/96	+ OE 0008209742 / + OE A0008209742; 24 V; Vers. produced by BEHR	8EW 009 160-321 Interior Blower	701
				☞ OM422.954; Depth [mm]: 42; L 360 mm; Vers. produced by BEHR; W 170 mm	8FH 351 312-311 Heat Exchanger, interior heating	704
				☞ OM422.954; Vehicle Trim Level: SA71102; Voltage [V]: 24; Depth [mm]: 48; L 360 mm; Vers. produced by BEHR; W 170 mm	8FH 351 312-321 Heat Exchanger, interior heating	704
2236	261 kW		09/82→03/91	24 V; Vers. produced by BEHR	8EW 009 160-321 Interior Blower	701
				☞ OM423.908; Depth [mm]: 42; L 360 mm; Vers. produced by BEHR; W 170 mm	8FH 351 312-311 Heat Exchanger, interior heating	704
				☞ OM423.908; Vehicle Trim Level: SA71102; Voltage [V]: 24; Depth [mm]: 48; L 360 mm; Vers. produced by BEHR; W 170 mm	8FH 351 312-321 Heat Exchanger, interior heating	704
2236 S	261 kW		12/84→03/91	24 V; Vers. produced by BEHR	8EW 009 160-321 Interior Blower	701
				☞ OM423.908; Depth [mm]: 42; L 360 mm; Vers. produced by BEHR; W 170 mm	8FH 351 312-311 Heat Exchanger, interior heating	704
				Vehicle Trim Level: SA71102; Voltage [V]: 24; Depth [mm]: 48; L 360 mm; Vers. produced by BEHR; W 170 mm	8FH 351 312-321 Heat Exchanger, interior heating	704
2626 A 2626 AK 2626 AS	188 kW 188 kW 188 kW		06/75→03/81 08/73→12/81 06/75→03/81	24 V; Vers. produced by BEHR	8EW 009 160-321 Interior Blower	701
				☞ OM402.906; Depth [mm]: 42; L 360 mm; Vers. produced by BEHR; W 170 mm	8FH 351 312-311 Heat Exchanger, interior heating	704
2626 AB	188 kW		05/74→12/80	24 V; Vers. produced by BEHR	8EW 009 160-321 Interior Blower	701
				☞ OM402.906; Depth [mm]: 42; L 360 mm; Vers. produced by BEHR; W 170 mm	8FH 351 312-311 Heat Exchanger, interior heating	704
				☞ OM402.906; RHD; Vehicle Trim Level: SA71102; Voltage [V]: 24; Depth [mm]: 48; L 360 mm; Vers. produced by BEHR; W 170 mm	8FH 351 312-321 Heat Exchanger, interior heating	704

Manufacturer - Model	Power	Displ.	Year of Constr.	Remark	Part Number	Page
MERCEDES-BENZ - NG					08/73→09/96	
2628	206 kW		02/80→03/91	24 V; Vers. produced by BEHR	8EW 009 160-321	701
2628 B	206 kW		02/80→08/89		Interior Blower	
2628 K	206 kW		02/80→03/91	☞ OM422.905 ; Depth [mm]: 42; L 360 mm; Vers. produced by BEHR; W 170 mm	8FH 351 312-311 Heat Exchanger, interior heating	704
2628 S	206 kW		02/80→03/91	☞ OM422.905; Vehicle Trim Level: SA71102; Voltage [V]: 24 ; Depth [mm]: 48; L 360 mm; Vers. produced by BEHR; W 170 mm	8FH 351 312-321 Heat Exchanger, interior heating	704
2628 AS	206 kW		02/80→03/91	24 V; Vers. produced by BEHR	8EW 009 160-321	701
				☞ OM422.907 ; Depth [mm]: 42; L 360 mm; Vers. produced by BEHR; W 170 mm	8FH 351 312-311 Heat Exchanger, interior heating	704
				☞ OM422.907; Vehicle Trim Level: SA71102; Voltage [V]: 24 ; Depth [mm]: 48; L 360 mm; Vers. produced by BEHR; W 170 mm	8FH 351 312-321 Heat Exchanger, interior heating	704
2632 A	235 - 236 kW		05/74→09/83	24 V; Vers. produced by BEHR	8EW 009 160-321	701
2632 AK	235 - 236 kW		08/73→09/83		Interior Blower	
2632 AS	235 - 236 kW		05/74→09/83	☞ OM403.916 ; Depth [mm]: 42; L 360 mm; Vers. produced by BEHR; W 170 mm	8FH 351 312-311 Heat Exchanger, interior heating	704
2632 K	235 - 236 kW		08/73→09/83	24 V; Vers. produced by BEHR	8EW 009 160-321	701
				☞ OM403.931 ; Depth [mm]: 42; L 360 mm; Vers. produced by BEHR; W 170 mm	8FH 351 312-311 Heat Exchanger, interior heating	704
2633	243 kW		05/82→05/87	24 V; Vers. produced by BEHR	8EW 009 160-321	701
					Interior Blower	
				Vehicle Trim Level: SA71102; Voltage [V]: 24 ; Depth [mm]: 48; L 360 mm; Vers. produced by BEHR; W 170 mm	8FH 351 312-321 Heat Exchanger, interior heating	704
2633 S	243 kW		05/82→05/87	+ OE A0008209742 / + OE 0008209742 ; 24 V; Vers. produced by BEHR	8EW 009 160-321	701
					Interior Blower	
				☞ OM422.954 ; Depth [mm]: 42; L 360 mm; Vers. produced by BEHR; W 170 mm	8FH 351 312-311 Heat Exchanger, interior heating	704
				☞ OM422.954; Vehicle Trim Level: SA71102; Voltage [V]: 24 ; Depth [mm]: 48; L 360 mm; Vers. produced by BEHR; W 170 mm	8FH 351 312-321 Heat Exchanger, interior heating	704
2635	260 kW		04/86→03/91	☞ OM442.950 ; Depth [mm]: 42; L 360 mm; Vers. produced by BEHR; W 170 mm	8FH 351 312-311 Heat Exchanger, interior heating	704
				☞ OM442.950; Vehicle Trim Level: SA71102; Voltage [V]: 24 ; Depth [mm]: 48; L 360 mm; Vers. produced by BEHR; W 170 mm	8FH 351 312-321 Heat Exchanger, interior heating	704
				to Driver Cab Serial No.: →5175621 ; 4 pol; 24 V; for vehicles without air conditioning	9ML 351 332-161	708
					Resistor, interior blower	
2635 A	269 kW		09/87→03/91	24 V; Vers. produced by BEHR	8EW 009 160-321	701
2635 AK	269 kW		09/87→03/91		Interior Blower	
2635 AS	269 kW		09/87→03/91	Depth [mm]: 42; L 360 mm; Vers. produced by BEHR; W 170 mm	8FH 351 312-311 Heat Exchanger, interior heating	704
				to Driver Cab Serial No.: →5175621 ; 4 pol; 24 V; for vehicles without air conditioning	9ML 351 332-161	708
					Resistor, interior blower	
2635 S	260 kW		04/86→03/91	+ OE A0008209742 / + OE 0008209742 ; 24 V; Vers. produced by BEHR	8EW 009 160-321	701
					Interior Blower	
				☞ OM442.950 ; Depth [mm]: 42; L 360 mm; Vers. produced by BEHR; W 170 mm	8FH 351 312-311 Heat Exchanger, interior heating	704
				☞ OM442.950; Vehicle Trim Level: SA71102; Voltage [V]: 24 ; Depth [mm]: 48; L 360 mm; Vers. produced by BEHR; W 170 mm	8FH 351 312-321 Heat Exchanger, interior heating	704
2644 S	320 kW		10/85→02/90	to Driver Cab Serial No.: →5175621 ; 4 pol; 24 V; for vehicles without air conditioning	9ML 351 332-161	708
3335	260 kW		04/86→03/91		Resistor, interior blower	
3335 A	260 kW		04/86→03/91			
3544 S	320 kW		08/73→09/96			
3025 B	184 - 206 kW		12/85→07/87	24 V; Vers. produced by BEHR	8EW 009 160-321	701
					Interior Blower	
				☞ OM422.920 ; Depth [mm]: 42; L 360 mm; Vers. produced by BEHR; W 170 mm	8FH 351 312-311 Heat Exchanger, interior heating	704
				☞ OM422.920; Vehicle Trim Level: SA71102; Voltage [V]: 24 ; Depth [mm]: 48; L 360 mm; Vers. produced by BEHR; W 170 mm	8FH 351 312-321 Heat Exchanger, interior heating	704

Manufacturer - Model	Power	Displ.	Year of Constr.	Remark	Part Number	Page
MERCEDES-BENZ - NG					08/73→09/96	
3228 B	206 kW		07/87→03/91	24 V; Vers. produced by BEHR	8EW 009 160-321 Interior Blower	701
				OM422.921; Vehicle Trim Level: SA71102; Voltage [V]: 24; Depth [mm]: 48; L 360 mm; Vers. produced by BEHR; W 170 mm	8FH 351 312-321 Heat Exchanger, interior heating	704
3328 B	206 kW		07/82→07/87	24 V; Vers. produced by BEHR	8EW 009 160-321 Interior Blower	701
				Depth [mm]: 42; L 360 mm; Vers. produced by BEHR; W 170 mm	8FH 351 312-311 Heat Exchanger, interior heating	704
				OM422.919; Vehicle Trim Level: SA71102; Voltage [V]: 24; Depth [mm]: 48; L 360 mm; Vers. produced by BEHR; W 170 mm	8FH 351 312-321 Heat Exchanger, interior heating	704
3535 AK	260 kW		09/87→02/90	24 V; Vers. produced by BEHR	8EW 009 160-321 Interior Blower	701
				OM422.950; Depth [mm]: 42; L 360 mm; Vers. produced by BEHR; W 170 mm	8FH 351 312-311 Heat Exchanger, interior heating	704
				Vehicle Trim Level: SA71102; Voltage [V]: 24; Depth [mm]: 48; L 360 mm; Vers. produced by BEHR; W 170 mm	8FH 351 312-321 Heat Exchanger, interior heating	704
MERCEDES-BENZ - O 303					10/74→09/92	
O 303	141 kW		10/74→06/83	LHD; 24 V; Vers. produced by BEHR	8EW 009 157-741 Interior Blower	699
O 303	159 - 160 kW		01/80→09/92			
O 303	159 - 165 kW		01/80→01/89	Depth [mm]: 40; L 372 mm; Vers. produced by BEHR; W 229 mm	8FH 351 312-691 Heat Exchanger, interior heating	706
O 303	184 kW		11/85→04/89			
O 303	200 kW		12/87→09/92			
O 303	206 kW		01/80→09/87	034051-; Depth [mm]: 40; L 372 mm; Vers. produced by BEHR; W 229 mm	8FH 351 312-701 Heat Exchanger, interior heating	706
O 303	235 kW		07/75→06/83			
O 303	243 kW		08/80→09/87			
O 303	260 - 269 kW		09/87→09/92			
O 303	188 kW		03/75→06/83	24 V; Vers. produced by BEHR	8EW 009 157-741 Interior Blower	699
O 303	213 - 218 kW		09/87→09/92			
				Depth [mm]: 40; L 372 mm; Vers. produced by BEHR; W 229 mm	8FH 351 312-691 Heat Exchanger, interior heating	706
				034051-; Depth [mm]: 40; L 372 mm; Vers. produced by BEHR; W 229 mm	8FH 351 312-701 Heat Exchanger, interior heating	706
MERCEDES-BENZ - O 305					01/69→05/87	
O 305 G	177 kW		02/78→05/87	24 V; Vers. produced by BEHR	8EW 009 157-741 Interior Blower	699
O 305 G	206 kW		02/79→05/87			
				Depth [mm]: 40; L 372 mm; Vers. produced by BEHR; W 229 mm	8FH 351 312-691 Heat Exchanger, interior heating	706
O 305 ST	125 kW		01/69→05/73	Depth [mm]: 40; L 372 mm; Vers. produced by BEHR; W 229 mm	8FH 351 312-691 Heat Exchanger, interior heating	706
O 305 ST	132 kW		04/73→07/77			
O 305 ST	141 kW		01/70→05/73			
O 305 ST	155 kW		04/73→07/77			
O 305 ST	206 kW		02/79→05/87			
O 305 ST	147 kW		11/76→05/87	LHD; 24 V; Vers. produced by BEHR	8EW 009 157-741 Interior Blower	699
O 305 ST	177 kW		11/76→05/87			
				Depth [mm]: 40; L 372 mm; Vers. produced by BEHR; W 229 mm	8FH 351 312-691 Heat Exchanger, interior heating	706
MERCEDES-BENZ - O 307					04/73→08/87	
O 307	132 kW		04/73→07/77	+ OE A0008207308 / + OE 0008307508 / + OE 0008207308 / + OE 81619306049 / + OE A0008307508 / + OE 8122204 / + OE 81619300030 / + OE 180500050; 24 V; Vers. produced by BEHR	8EW 009 157-741 Interior Blower	699
				Depth [mm]: 40; L 372 mm; Vers. produced by BEHR; W 229 mm	8FH 351 312-691 Heat Exchanger, interior heating	706
O 307	147 kW		11/76→07/87	+ OE 8122204 / + OE 81619300030 / + OE 81619306049 / + OE 0008207308 / + OE 0008307508 / + OE A0008207308 / + OE A0008307508 / + OE 180500050; 24 V; Vers. produced by BEHR	8EW 009 157-741 Interior Blower	699
O 307	155 kW		04/73→07/77			
O 307	177 kW		04/73→07/77			
				Depth [mm]: 40; L 372 mm; Vers. produced by BEHR; W 229 mm	8FH 351 312-691 Heat Exchanger, interior heating	706
O 307	206 kW		11/76→08/87	Depth [mm]: 40; L 372 mm; Vers. produced by BEHR; W 229 mm	8FH 351 312-691 Heat Exchanger, interior heating	706

Manufacturer - Model	Power	Displ.	Year of Constr.	Remark	Part Number	Page
MERCEDES-BENZ - O 402					02/86→12/91	
O 402	100 kW		02/86→12/91	+ OE 0008308008; 24 V; with integrated regulator; Vers. produced by BEHR	8EW 009 158-571 Interior Blower	700
				Depth [mm]: 42; L 370 mm; Vers. produced by BEHR; W 189 mm	8FH 351 312-601 Heat Exchanger, interior heating	706
				→084615; Additionally required articles (article numbers): 9GR 351 324-191; Depth [mm]: 40; L 372 mm; Vers. produced by BEHR; W 229 mm	8FH 351 312-711 Heat Exchanger, interior heating	707
O 402	125 kW		02/86→12/91	+ OE 0008308008; 24 V; with integrated regulator; Vers. produced by BEHR	8EW 009 158-571 Interior Blower	700
				+ OE 0018300408 / + OE A0018300408; 24 V; Vers. produced by BEHR	8EW 009 158-581 Interior Blower	700
				Depth [mm]: 42; L 370 mm; Vers. produced by BEHR; W 189 mm	8FH 351 312-601 Heat Exchanger, interior heating	706
				→084615; Additionally required articles (article numbers): 9GR 351 324-191; Depth [mm]: 40; L 372 mm; Vers. produced by BEHR; W 229 mm	8FH 351 312-711 Heat Exchanger, interior heating	707
MERCEDES-BENZ - O 404					09/91→10/99	
O 404	151 kW		09/91→01/92	+ OE 0018302508 / + OE A0018302508; 24 V; Vers. produced by BEHR	8EW 009 158-601 Interior Blower	700
O 404	213 kW		09/94→10/99			
O 404	165 kW		09/91→01/92	+ OE A0018302508 / + OE 0018302508; 24 V; Vers. produced by BEHR	8EW 009 158-601 Interior Blower	700
O 404	195 kW		09/91→01/92			
O 404	213 kW		09/91→01/92			
O 404	280 kW		09/91→10/99			
O 404	200 kW		09/91→10/99	+ OE 0018302508 / + OE A0018302508; 24 V; Vers. produced by BEHR	8EW 009 158-601 Interior Blower	700
O 404	213 kW		09/91→10/99			
O 404	250 kW		09/91→10/99	+ OE A0018302508 / + OE 0018302508; 24 V; Vers. produced by BEHR	8EW 009 158-601 Interior Blower	700
MERCEDES-BENZ - O 405					12/84→	
O 405 G,O 405 GN,O 405 GTD	177 - 184 kW		11/85→	+ OE 0008308008; 24 V; with integrated regulator; Vers. produced by BEHR	8EW 009 158-571 Interior Blower	700
				+ OE 0018300408; 24 V; Vers. produced by BEHR	8EW 009 158-581 Interior Blower	700
				→084615; Additionally required articles (article numbers): 9GR 351 324-191; Depth [mm]: 40; L 372 mm; Vers. produced by BEHR; W 229 mm	8FH 351 312-711 Heat Exchanger, interior heating	707
				405 G/GN	9ML 351 332-021 Resistor, interior blower	708
O 405 G,O 405 GN,O 405 GTD	220 kW		09/91→	+ OE 0008308008; 24 V; with integrated regulator; Vers. produced by BEHR	8EW 009 158-571 Interior Blower	700
				+ OE 0018300408; 24 V; Vers. produced by BEHR	8EW 009 158-581 Interior Blower	700
				24 V; Vers. produced by BEHR	8EW 009 158-611 Interior Blower	701
				→084615; Additionally required articles (article numbers): 9GR 351 324-191; Depth [mm]: 40; L 372 mm; Vers. produced by BEHR; W 229 mm	8FH 351 312-711 Heat Exchanger, interior heating	707
				405 G/GN	9ML 351 332-021 Resistor, interior blower	708
O 405 G,O 405 GTD	206 kW		01/86→	+ OE 0008308008; 24 V; with integrated regulator; Vers. produced by BEHR	8EW 009 158-571 Interior Blower	700
				+ OE 0018300408; 24 V; Vers. produced by BEHR	8EW 009 158-581 Interior Blower	700
				→084615; Additionally required articles (article numbers): 9GR 351 324-191; Depth [mm]: 40; L 372 mm; Vers. produced by BEHR; W 229 mm	8FH 351 312-711 Heat Exchanger, interior heating	707
				405 G	9ML 351 332-021 Resistor, interior blower	708
O 405 ST	206 kW		11/85→	24 V; with integrated regulator; Vers. produced by BEHR	8EW 009 158-571 Interior Blower	700
				+ OE 0018300408; 24 V; Vers. produced by BEHR	8EW 009 158-581 Interior Blower	700

Manufacturer - Model	Power	Displ.	Year of Constr.	Remark	Part Number	Page
MERCEDES-BENZ - O 405						12/84→
O 405 ST,O 405 N	150 - 157 kW		12/84→	+ OE 0008308008; 24 V; with integrated regulator; Vers. produced by BEHR	8EW 009 158-571 Interior Blower	700
O 405 ST,O 405 N	177 - 184 kW		11/85→			
O 405 ST,O 405 N	220 kW		11/91→	+ OE 0018300408; 24 V; Vers. produced by BEHR	8EW 009 158-581 Interior Blower	700
				Depth [mm]: 42; L 370 mm; Vers. produced by BEHR; W 189 mm	8FH 351 312-601 Heat Exchanger, interior heating	706
				→084615; Additionally required articles (article numbers): 9GR 351 324-191; Depth [mm]: 40; L 372 mm; Vers. produced by BEHR; W 229 mm	8FH 351 312-711 Heat Exchanger, interior heating	707
				405 N	9ML 351 332-021 Resistor, interior blower	708
MERCEDES-BENZ - O 407						03/87→11/01
O 407	177 - 184 kW		03/87→11/01	+ OE 0008308008; 24 V; with integrated regulator; Vers. produced by BEHR	8EW 009 158-571 Interior Blower	700
				+ OE 0018300408; 24 V; Vers. produced by BEHR	8EW 009 158-581 Interior Blower	700
				Depth [mm]: 42; L 370 mm; Vers. produced by BEHR; W 189 mm	8FH 351 312-601 Heat Exchanger, interior heating	706
				→084615; Additionally required articles (article numbers): 9GR 351 324-191; Depth [mm]: 40; L 372 mm; Vers. produced by BEHR; W 229 mm	8FH 351 312-711 Heat Exchanger, interior heating	707
O 407	220 kW		11/91→11/01	Depth [mm]: 42; L 370 mm; Vers. produced by BEHR; W 189 mm	8FH 351 312-601 Heat Exchanger, interior heating	706
				→084615; Additionally required articles (article numbers): 9GR 351 324-191; Depth [mm]: 40; L 372 mm; Vers. produced by BEHR; W 229 mm	8FH 351 312-711 Heat Exchanger, interior heating	707
MERCEDES-BENZ - O 408						01/91→12/98
O 408	184 kW		01/91→12/98	+ OE 0008308008; 24 V; with integrated regulator; Vers. produced by BEHR	8EW 009 158-571 Interior Blower	700
				+ OE 0018300408; 24 V; Vers. produced by BEHR	8EW 009 158-581 Interior Blower	700
				Depth [mm]: 42; L 370 mm; Vers. produced by BEHR; W 189 mm	8FH 351 312-601 Heat Exchanger, interior heating	706
				→084615; Additionally required articles (article numbers): 9GR 351 324-191; Depth [mm]: 40; L 372 mm; Vers. produced by BEHR; W 229 mm	8FH 351 312-711 Heat Exchanger, interior heating	707
					9ML 351 332-021 Resistor, interior blower	708
O 408	220 kW		08/92→12/98	Depth [mm]: 42; L 370 mm; Vers. produced by BEHR; W 189 mm	8FH 351 312-601 Heat Exchanger, interior heating	706
				→084615; Additionally required articles (article numbers): 9GR 351 324-191; Depth [mm]: 40; L 372 mm; Vers. produced by BEHR; W 229 mm	8FH 351 312-711 Heat Exchanger, interior heating	707
					9ML 351 332-021 Resistor, interior blower	708
MERCEDES-BENZ - SK						07/87→09/96
1728, 1729, 1729 L	210 - 218 kW		07/87→09/96	Rated Power [W]: 300; 24 V; with integrated regulator; Vers. produced by BEHR	8EW 009 160-631 Interior Blower	702
1729 AK	213 kW		07/88→09/93			
1729 K	213 - 218 kW		07/88→08/94			
1729 S,1729 LS	210 - 218 kW		07/87→09/96			
1735,1735 L	260 - 269 kW		07/87→09/96			
1735 AK	260 - 269 kW		08/89→08/94			
1735 S,1735 LS	260 - 269 kW		07/87→09/96			
1748 S,1748 LS	353 - 362 kW		07/87→09/96			
1831,1831 L	230 kW		07/87→09/96			
1831 AK	230 kW		01/94→09/96			
1831 K	230 - 250 kW		07/92→09/96			
1831 S,1831 LS	230 kW		07/87→09/96			
1834,1834 L	250 kW		07/87→09/96			
1834 S,1834 LS	250 kW		07/87→09/96			
1838,1838 L	280 kW		07/87→09/96			
1838 S,1838 LS	280 kW		07/87→09/96			
1844,1844 L	320 kW		07/87→09/96			
1844 S,1844 LS	320 kW		07/87→09/96			
1850 S,1850 LS	362 - 370 kW		07/87→09/96			
1853,1853 L	390 kW		07/87→09/96			

Manufacturer - Model	Power	Displ.	Year of Constr.	Remark	Part Number	Page
MERCEDES-BENZ - SK					07/87→09/96	
1853 S,1853 LS	390 kW		07/87→09/96	Rated Power [W]: 300; 24 V; with integrated regulator; Vers. produced by BEHR	8EW 009 160-631	702
1922	160 - 165 kW		05/89→08/94		Interior Blower	
1922 K	160 - 165 kW		05/89→08/94	→ 4936853 : Depth [mm]: 40; L 390 mm; Vers. produced by BEHR; W 226 mm	8FH 351 312-381 Heat	705
1922 S	160 - 165 kW		05/89→08/94		Exchanger, interior heating	
1929,1929 L	210 - 218 kW		07/87→09/96			
1929 A	210 - 218 kW		07/88→08/94			
1929 AK	210 - 218 kW		07/88→08/94			
1929 K	210 - 218 kW		07/88→08/94			
1929 S	210 - 218 kW		07/88→08/94			
1935	260 - 269 kW		05/89→08/94			
1935 AS	250 - 269 kW		05/89→08/94			
1935 K	250 - 269 kW		05/89→08/94			
1948	353 - 362 kW		09/88→07/92			
2024	180 kW		01/94→09/96			
2024 AK	180 kW		02/93→09/96			
2024 K	180 kW		02/93→09/96			
2031	230 kW		03/92→09/96			
2031 A	230 kW		03/92→09/96			
2031 AS	230 kW		03/92→09/96			
2038	280 kW		11/91→09/96			
2044	320 kW		01/92→09/96			
2050	362 - 390 kW		01/91→09/96			
2050 S	362 - 390 kW		01/91→09/96			
2429	210 - 218 kW		07/88→08/94			
2429,2429 L	213 - 218 kW		07/87→09/96			
2429 K	210 - 218 kW		07/88→08/94			
2429 S	213 - 218 kW		07/88→08/94			
2429 S,2429 LS	213 - 218 kW		07/87→09/96			
2435	260 - 269 kW		07/88→08/94			
2435,2435 L	260 - 269 kW		07/87→09/96			
2435 S	250 - 269 kW		07/88→08/94			
2435 S,2435 LS	260 - 269 kW		07/87→09/96			
2448,2448 L	353 - 362 kW		07/87→09/96			
2538	320 kW		03/91→09/96			
2538,2538 L	280 kW		07/87→09/96			
2538,2538 L	320 kW		07/87→09/96			
2538 K, 2538 LK	280 kW		03/91→09/96			
2538 S,2538 LS	280 kW		07/87→09/96			
2544,2544 L	320 kW		07/87→09/96			
2544 S, LS	320 kW		01/92→09/96			
2550,2550 L	370 - 390 kW		07/87→09/96			
2553,2553 L	390 kW		07/87→09/96			
2629	213 - 218 kW		07/88→08/94			
2629 A	269 kW		07/88→08/94			
2629 B	213 - 218 kW		07/88→08/94			
2631	230 kW		06/92→09/96			
2631 A	230 kW		06/92→09/96			
2631 AK, 2634 AK	230 kW		06/92→09/96			
2631 AS	230 kW		06/92→09/96			
2631 B	230 kW		06/92→09/96			
2631 S	230 kW		06/92→09/96			
2635	260 - 269 kW		07/88→08/94			
2635 A	260 - 269 kW		02/90→08/94			
2635 AK	250 - 269 kW		02/90→08/94			
2635 AS	250 - 269 kW		02/92→08/94			
2635 K	250 - 269 kW		07/88→08/94			
2635 S	250 - 269 kW		07/88→08/94			
2638 AK	280 kW		07/92→09/96			
2638 AS	280 kW		07/92→09/96			
2638 K	280 kW		09/91→09/96			
2644 S	320 kW		01/92→09/96			
2650, 2650 L	362 - 370 kW		07/92→09/96			
2650 S	370 kW		07/92→09/96			
3229	213 - 218 kW		09/89→08/94			
3229 B	213 - 218 kW		09/89→07/92			
3229 K	210 - 218 kW		09/89→01/92			
3233 B	250 kW		10/90→07/92			
3233 K	250 kW		10/90→07/92			
3234 B	250 kW		02/92→09/96			
3234 K	250 kW		02/92→09/96			
3235	260 - 269 kW		10/88→07/92			
3534 K	250 kW		10/93→09/96			
3535 AK	266 kW		02/90→08/94			
3535 B	269 kW		10/88→08/94			
3535 K	269 kW		10/88→08/94			
3538 AK	320 kW		03/91→09/96			
3538 K	280 kW		03/91→09/96			
3550 S, 3553 S	362 - 370 kW		05/92→09/96			

Manufacturer - Model	Power	Displ.	Year of Constr.	Remark	Part Number	Page
MERCEDES-BENZ - SK					07/87→09/96	
1735 K 1850, 1850 L 2031 S 2435 K 2538 2550 S, 2550 LS 2553 S, 2553 LS 2635 AK 2638 K 3538 AK 3538 AK	250 - 269 kW 362 - 370 kW 230 kW 250 - 269 kW 280 kW 370 - 390 kW 390 kW 362 - 370 kW 320 kW 280 kW 370 kW		07/88→08/94 07/87→09/96 03/92→09/96 07/88→08/94 03/91→09/96 01/91→09/96 01/96→09/96 02/90→08/94 09/91→09/96 03/91→09/96 03/91→09/96	Rated Power [W]: 300; 24 V; with integrated regulator; Vers. produced by BEHR	8EW 009 160-631 Interior Blower	702
1922 AK	160 - 165 kW		08/89→08/94	Rated Power [W]: 300; 24 V; with integrated regulator; Vers. produced by BEHR	8EW 009 160-631 Interior Blower	702
				OM441.914 ; Depth [mm]: 42; L 360 mm; Vers. produced by BEHR; W 170 mm	8FH 351 312-311 Heat Exchanger, interior heating	704
				OM441.914 ; Vehicle Trim Level: SA71102 ; Voltage [V]: 24 ; Depth [mm]: 48; L 360 mm; Vers. produced by BEHR; W 170 mm	8FH 351 312-321 Heat Exchanger, interior heating	704
				-4936853 ; Depth [mm]: 40; L 390 mm; Vers. produced by BEHR; W 226 mm	8FH 351 312-381 Heat Exchanger, interior heating	705
1935 S	269 kW		05/89→08/94	+ OE 0008308608 ; Rated Power [W]: 300; 24 V; with integrated regulator; Vers. produced by BEHR	8EW 009 160-631 Interior Blower	702
				-4936853 ; Depth [mm]: 40; L 390 mm; Vers. produced by BEHR; W 226 mm	8FH 351 312-381 Heat Exchanger, interior heating	705
2024 2448 S 2538 K, 2538 LK 2538 S, 2538 LS 2629 AK 2629 K 2631 A 2638 AK 2644, 2644 L 2648 S	180 kW 353 - 362 kW 320 kW 320 kW 269 kW 362 kW 230 kW 320 kW 320 kW 353 - 362 kW		02/93→09/96 07/88→07/92 03/91→09/96 07/87→09/96 07/88→08/94 07/88→08/94 01/94→09/96 07/92→09/96 01/92→09/96 12/88→07/92	-4936853 ; Depth [mm]: 40; L 390 mm; Vers. produced by BEHR; W 226 mm	8FH 351 312-381 Heat Exchanger, interior heating	705
2638, 2638 L	280 kW		09/91→09/96	Rated Power [W]: 300; 24 V; with integrated regulator; Vers. produced by BEHR	8EW 009 160-631 Interior Blower	702
				-4936853 ; Depth [mm]: 40; L 390 mm; Vers. produced by BEHR; W 226 mm	8FH 351 312-381 Heat Exchanger, interior heating	705
				to Driver Cab Serial No.: -5175621 ; 4 pol; 24 V; for vehicles without air conditioning	9ML 351 332-161 Resistor, interior blower	708
3238	280 kW		10/90→09/96	Rated Power [W]: 300; 24 V; with integrated regulator; Vers. produced by BEHR	8EW 009 160-631 Interior Blower	702
				OM402.973 ; -4936853 ; Depth [mm]: 40; L 390 mm; Vers. produced by BEHR; W 226 mm	8FH 351 312-381 Heat Exchanger, interior heating	705
MERCEDES-BENZ - TOURISMO (O 350)					01/03→	
Tourismo 16 RHD Tourismo 16 RHD Tourismo 16 RHD Tourismo 16 RHD Tourismo 16 RHD Tourismo 16 RHD Tourismo 16 RHD Tourismo 17 RHD Tourismo 17 RHD Tourismo 17 RHD Tourismo 17 RHD Tourismo 17 RHD Tourismo 17 RHD Tourismo 17 RHD Tourismo 17 RHD	220 kW 260 kW 310 kW 315 kW 335 kW 350 kW 370 kW 260 kW 310 kW 315 kW 320 kW 335 kW 350 kW 370 kW		01/03→ 01/03→ 01/03→ 01/03→ 01/03→ 01/03→ 01/03→ 01/03→ 01/03→ 01/03→ 01/03→ 01/03→ 01/03→ 01/03→ 01/03→	Depth [mm]: 64; L 540 mm; Vers. produced by BEHR; W 260 mm	8FH 351 394-001 Heat Exchanger, interior heating	707

Manufacturer - Model	Power	Displ.	Year of Constr.	Remark	Part Number	Page			
MERCEDES-BENZ - TRAVEGO (O 580)						10/99→			
O 580-15 RH/RHD	260 kW		10/99→	Depth [mm]: 64; L 540 mm; Vers. produced by BEHR; W 260 mm	8FH 351 394-001 Heat Exchanger, interior heating	707			
O 580-15 RH/RHD	300 kW		10/99→						
O 580-15 RHD	310 kW		10/99→						
O 580-15 RHD	335 kW		10/99→						
O 580-16 RHD	260 kW		01/03→						
O 580-16 RHD	320 kW		10/99→						
O 580-16 RHD	335 kW		10/99→						
O 580-16 RHD	370 kW		01/03→						
O 580-16 RHD, O 580-17 RHD	310 - 315 kW		10/99→						
O 580-17 RHD	320 kW		10/99→						
O 580-17 RHD	350 kW		10/99→						
MERCEDES-BENZ - UNIMOG							09/02→		
U 3000	110 - 115 kW		09/02→				for vehicles with roof air conditioning; 24 V	8EW 009 157-281 Electric Motor, interior blower	698
U 4000	110 - 115 kW		09/02→						
U 3000	130 kW		09/02→						
U 4000	160 kW		09/02→						
U 5000	160 kW		09/02→						
U 5000	160 kW		01/12→						
U 5000	170 kW		11/02→						

IRISBUS	HELLA
5000811643	8EW 009 157-741
IVECO	HELLA
5000 811643	8EW 009 157-741
8122 204	8EW 009 157-741
MAN	HELLA
81 28601 6060	8EW 009 157-281
81 61930 0030	8EW 009 157-741
81 61930 6049	8EW 009 157-741
MERCEDES- BENZ	HELLA
000 820 62 42	8EW 009 160-301
000 820 73 08	8EW 009 157-741
000 820 91 42	8EW 009 157-281
000 820 97 42	8EW 009 160-321
000 821 99 60	9ML 351 332-161
000 830 75 08	8EW 009 157-741
000 830 80 08	8EW 009 158-571
000 830 86 08	8EW 009 160-631
000 830 89 08	8EW 009 160-621
001 821 26 60	9ML 351 332-021
001 830 04 08	8EW 009 158-581
001 830 19 03	8FH 351 314-531
001 830 25 08	8EW 009 158-601
001 830 87 08	8EW 009 158-071
002 830 24 08	8EW 009 157-461
002 830 40 08	8EW 009 157-461
002 830 41 08	8EW 351 042-711
002 830 84 08	8EW 351 024-481
002 835 00 01	8FH 351 312-691
002 835 08 01	8FH 351 312-311
002 835 09 01	8FH 351 312-321
002 835 13 01	8FH 351 312-701
002 835 24 01	8FH 351 312-431
002 835 46 01	8FH 351 312-711
002 835 68 01	8FH 351 312-381
003 830 05 08	8EW 351 029-041
003 830 06 08	8EW 351 043-381
003 830 19 84	9XL 351 029-021
003 835 11 01	8FH 351 312-541
003 835 30 01	8FH 351 312-601
003 835 41 01	8FH 351 000-031
004 835 10 01	8FH 351 394-001
357 830 04 08	8EW 009 158-611
381 830 12 60	8FH 351 312-341
381 830 25 60	8FH 351 312-341
641 830 04 61	8FH 351 312-381
A 000 820 62 42	8EW 009 160-301
A 000 820 73 08	8EW 009 157-741
A 000 820 91 42	8EW 009 157-281
A 000 820 97 42	8EW 009 160-321
A 000 821 99 60	9ML 351 332-161
A 000 830 75 08	8EW 009 157-741
A 000 830 80 08	8EW 009 158-571
A 000 830 86 08	8EW 009 160-631
A 000 830 89 08	8EW 009 160-621
A 001 821 26 60	9ML 351 332-021
A 001 830 04 08	8EW 009 158-581
A 001 830 19 03	8FH 351 314-531
A 001 830 25 08	8EW 009 158-601
A 001 830 87 08	8EW 009 158-071
A 002 830 24 08	8EW 009 157-461
A 002 830 40 08	8EW 009 157-461
A 002 830 41 08	8EW 351 042-711
A 002 830 84 08	8EW 351 024-481
A 002 835 00 01	8FH 351 312-691
A 002 835 08 01	8FH 351 312-311
A 002 835 09 01	8FH 351 312-321
A 002 835 13 01	8FH 351 312-701
A 002 835 24 01	8FH 351 312-431
A 002 835 46 01	8FH 351 312-711
A 002 835 68 01	8FH 351 312-381
A 003 830 05 08	8EW 351 029-041
A 003 830 06 08	8EW 351 043-381
A 003 830 19 84	9XL 351 029-021
A 003 835 11 01	8FH 351 312-541
A 003 835 30 01	8FH 351 312-601
A 003 835 41 01	8FH 351 000-031
A 004 835 10 01	8FH 351 394-001
A 357 830 04 08	8EW 009 158-611
A 381 830 12 60	8FH 351 312-341
A 381 830 25 60	8FH 351 312-341
A 641 830 04 61	8FH 351 312-381
NEOPLAN	HELLA
1103.409.5	8EW 009 157-741
1805 000 50	8EW 009 157-741
SETRA	HELLA
004 835 10 01	8FH 351 394-001
VOLVO	HELLA
3 090 911	9ML 351 332-161

8EW ...

8EW 009 157-281	698
8EW 009 157-461	699
8EW 009 157-741	699
8EW 009 158-071	699
8EW 009 158-571	700
8EW 009 158-581	700
8EW 009 158-601	700
8EW 009 158-611	701
8EW 009 160-301	701
8EW 009 160-321	701
8EW 009 160-621	702
8EW 009 160-631	702
8EW 351 024-481	702
8EW 351 029-041	703
8EW 351 042-711	703
8EW 351 043-381	703

8FH ...

8FH 351 000-031	704
8FH 351 312-311	704
8FH 351 312-321	704
8FH 351 312-341	698
8FH 351 312-381	705
8FH 351 312-431	705
8FH 351 312-541	705
8FH 351 312-601	706
8FH 351 312-691	706
8FH 351 312-701	706
8FH 351 312-711	707
8FH 351 314-531	707
8FH 351 394-001	707

9ML ...

9ML 351 332-021	708
9ML 351 332-161	708

9XL ...

9XL 351 029-021	708
-----------------	-----

Cap, radiator.....	776
Clutch, radiator fan.....	742
Expansion Tank, coolant.....	778
Fan, radiator.....	749
Fan Wheel, engine cooling.....	751
Level Control Switch, coolant level indicator.....	777
Radiator, engine cooling.....	757
Sensor, coolant level.....	777

Coupling - Clutch, radiator fan

8MV 376 728-381
BEHR HELLA SERVICE

Visco-clutch without blower



Diameter [mm]	233
Operating Mode	Thermic
Version	produced by BEHR

8MV 376 729-481
BEHR HELLA SERVICE

Visco-clutch without blower



Diameter [mm]	233
Operating Mode	Thermic
to RPM	2,375
Version	produced by BEHR

Coupling - Clutch, radiator fan

8MV 376 730-061
BEHR HELLA SERVICE

Visco-clutch without blower



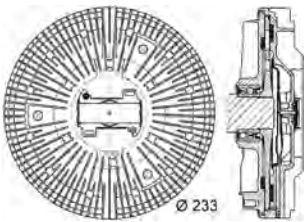
Diameter [mm]	233
Operating Mode to RPM	Thermic 1,800
Version	produced by BEHR

Accessories



1 x 8MV 376 756-081 Fan Wheel, engine cooling

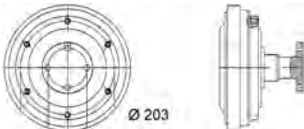
8MV 376 730-101
BEHR HELLA SERVICE



Diameter [mm]	233
Operating Mode	Thermic
Version	produced by BEHR

8MV 376 731-351
BEHR HELLA SERVICE, 16694

Visco-clutch without blower



Diameter [mm]	203
for OE number	906 200 18 22
Operating Mode	Thermic
Switch Point [°C]	72
Version	produced by BEHR

Coupling - Clutch, radiator fan

8MV 376 731-361
BEHR HELLA SERVICE

Visco-clutch without blower



Diameter [mm]	203
Operating Mode	Thermic
Switch Point [°C]	64
Version	produced by BEHR

8MV 376 731-421
BEHR HELLA SERVICE

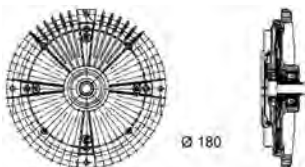
Visco-clutch without blower



Diameter [mm]	203
Operating Mode	Thermic
Version	produced by BEHR

8MV 376 732-461
BEHR HELLA SERVICE

Visco-clutch without blower

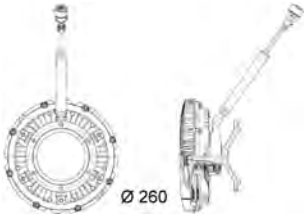


Diameter [mm]	180
Observe technical data	1
Version	produced by BEHR

Coupling - Clutch, radiator fan

8MV 376 734-371
BEHR HELLA SERVICE

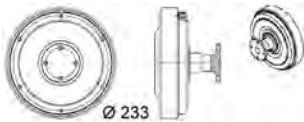
Visco-clutch without blower



Diameter [mm]	260
Version	produced by BEHR

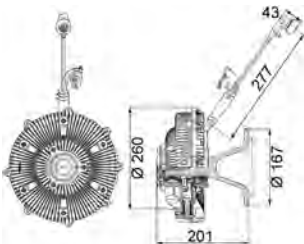
8MV 376 757-091
BEHR HELLA SERVICE

Visco-clutch without blower



Diameter [mm]	233
Version	produced by BEHR


8MV 376 757-461
BEHR HELLA SERVICE



Diameter [mm]	260
Heating / Cooling	Visco Clutch
Operating Mode	Electric
Version	produced by BEHR

Coupling - Clutch, radiator fan

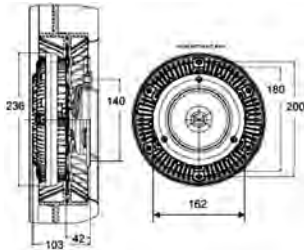
8MV 376 757-701
BEHR HELLA SERVICE



Diameter [mm]	203
Heating / Cooling	Visco Clutch
Operating Mode	Thermic
Version	produced by BEHR


8MV 376 758-451
BEHR HELLA SERVICE


Visco-clutch without blower



Bore Ø [mm]	200
Depth [mm]	103
Diameter [mm]	236
Heating / Cooling	Visco Clutch
Number of mounting bores	6

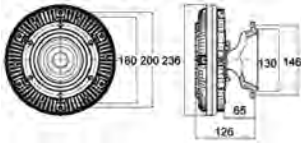
Accessories

-  1 x 8MV 376 733-081 Fan Wheel, engine cooling

-  1 x 8MV 376 756-081 Fan Wheel, engine cooling

Coupling - Clutch, radiator fan

8MV 376 758-461
BEHR HELLA SERVICE



Bore Ø [mm]	200
Depth [mm]	126
Diameter [mm]	236
Heating / Cooling	Visco Clutch
Number of mounting bores	6

Accessories



1 x 8MV 376 756-081 Fan Wheel, engine cooling

8MV 376 791-151
BEHR HELLA SERVICE



Diameter [mm]	290
Number of Poles	7
Rated Voltage [V]	24
Translation Relation	1,2 : 1
Version	produced by BEHR

Accessories



1 x 8MV 376 791-251 Fan Wheel, engine cooling

Coupling - Clutch, radiator fan

8MV 376 791-161
BEHR HELLA SERVICE



Diameter [mm]	290
Number of Poles	7
Rated Voltage [V]	24
Translation Relation	1 : 1
Version	produced by BEHR

Accessories

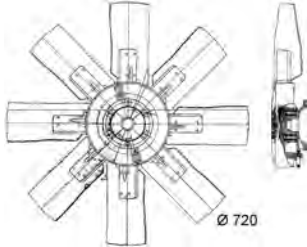


1 x 8MV 376 791-251 Fan Wheel, engine cooling

Fan, radiator

8MV 376 728-091
BEHR HELLA SERVICE

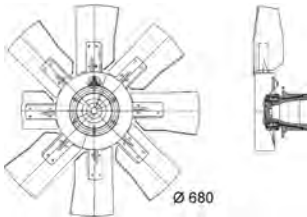
Visco-clutch with blower



Diameter [mm]	720
Number of Fan Blades	8
Operating Mode	Thermic
Version	produced by BEHR

8MV 376 728-181
BEHR HELLA SERVICE

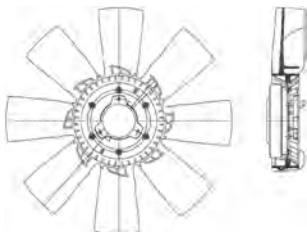
Visco-clutch with blower



Diameter [mm]	680
Number of Fan Blades	8
Operating Mode	Thermic
Version	produced by BEHR

8MV 376 729-461
BEHR HELLA SERVICE

Visco-clutch with blower



Diameter [mm]	720
Number of Fan Blades	8
Vehicle Trim Level	<ul style="list-style-type: none"> • O 400 RSE • O 400 UPA



Fan, radiator

8MV 376 757-281
BEHR HELLA SERVICE

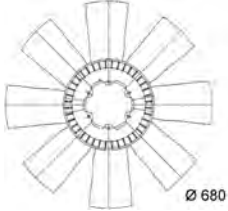
Diameter [mm]	600
for OE number	9042050406
Number of Fan Blades	8

Fan Wheel, engine cooling

8MV 376 733-071
BEHR HELLA SERVICE

without clutch

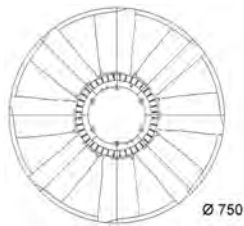
For vehicles up to engine code 870302 it is required to use the flange A000 205 02 36 and the screw (M8 x 20) 910 105 008 011.



Diameter [mm]	680
Number of Fan Blades	8
Version	produced by BEHR

8MV 376 733-081
BEHR HELLA SERVICE

without clutch



Broad version	1
Diameter [mm]	750
Number of Fan Blades	8
Outer Width [mm]	120
Version	produced by BEHR
Width [mm]	78

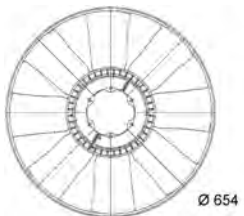
Accessories



1 x 8MV 376 758-451 Clutch, radiator fan

8MV 376 733-101
BEHR HELLA SERVICE

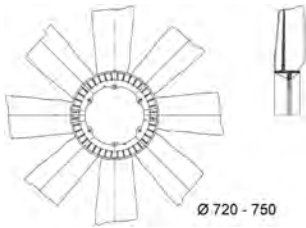
without clutch



Diameter [mm]	654
Number of Fan Blades	8
Version	produced by BEHR

Fan Wheel, engine cooling

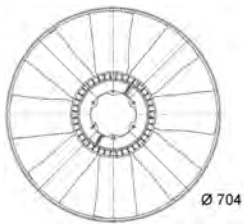
8MV 376 733-151
BEHR HELLA SERVICE



Diameter 1 [mm]	720
Diameter 2 [mm]	750
Number of Fan Blades	8
Version	produced by BEHR

8MV 376 733-181
BEHR HELLA SERVICE, 04074

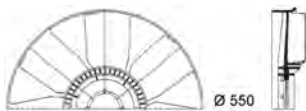
without clutch



Diameter [mm]	704
Number of Fan Blades	8
Version	produced by BEHR

8MV 376 733-191
BEHR HELLA SERVICE

without clutch

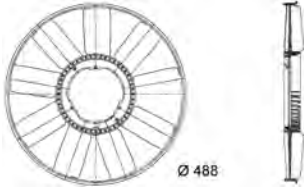


Diameter [mm]	550
Number of Fan Blades	7
Version	produced by BEHR

Fan Wheel, engine cooling

8MV 376 733-211
BEHR HELLA SERVICE

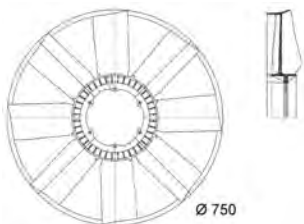
without clutch



Diameter [mm]	488
Number of Fan Blades	9
Version	produced by BEHR

8MV 376 733-231
BEHR HELLA SERVICE

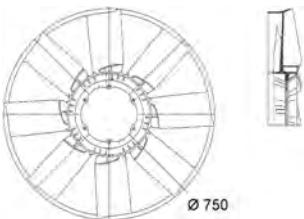
without clutch



Diameter [mm]	750
Number of Fan Blades	8
Outer Width [mm]	85
Version	produced by BEHR
Width [mm]	78

8MV 376 733-261
BEHR HELLA SERVICE

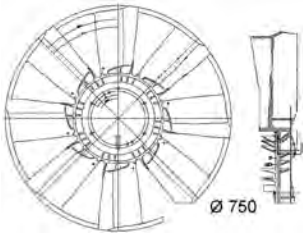
without clutch



Diameter [mm]	750
Number of Fan Blades	8
Version	produced by BEHR

Fan Wheel, engine cooling

8MV 376 756-081
BEHR HELLA SERVICE

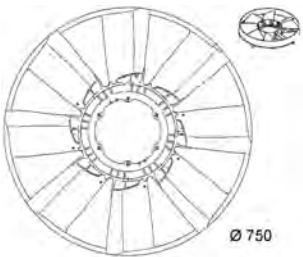


Diameter 1 [mm]	750
Diameter 2 [mm]	243
Number of Fan Blades	8
Version	produced by BEHR
Width 1 [mm]	56
Width 2 [mm]	122

Accessories

	1 x 8MV 376 730-061 Clutch, radiator fan
	1 x 8MV 376 758-451 Clutch, radiator fan
	1 x 8MV 376 758-461 Clutch, radiator fan

8MV 376 757-101
BEHR HELLA SERVICE



Diameter 1 [mm]	750
Diameter 2 [mm]	242
Number of Fan Blades	8
Version	produced by BEHR
Width 1 [mm]	54
Width 2 [mm]	120

8MV 376 757-741
BEHR HELLA SERVICE



Diameter [mm]	600
for OE number	9042050406
Number of Fan Blades	8

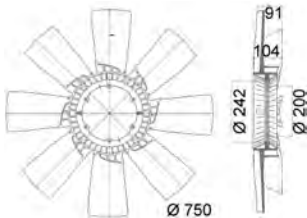
Fan Wheel, engine cooling

8MV 376 757-751
BEHR HELLA SERVICE



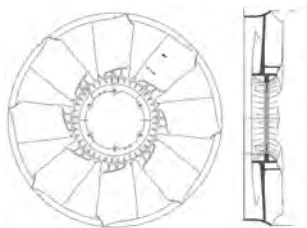
Diameter [mm]	600
Number of Fan Blades	8

8MV 376 758-231
BEHR HELLA SERVICE



Diameter [mm]	750
Number of Fan Blades	8

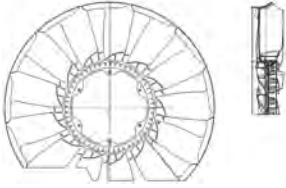
8MV 376 758-251
BEHR HELLA SERVICE



Diameter [mm]	725
Number of Fan Blades	8
Version	produced by BEHR



Fan Wheel, engine cooling

8MV 376 791-251
BEHR HELLA SERVICE



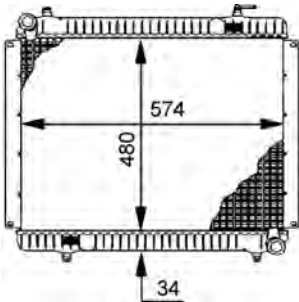
Diameter [mm]	812
Number of Fan Blades	13

Accessories

	1 x 8MV 376 791-151 Clutch, radiator fan
	1 x 8MV 376 791-161 Clutch, radiator fan

Heat Exchanger - Radiator, engine cooling

8MK 376 709-111
BEHR HELLA SERVICE



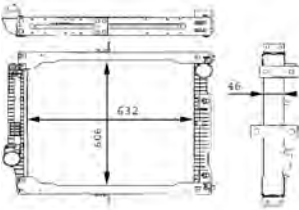
Depth [mm]	34
Length [mm]	480
Version	produced by BEHR
Width [mm]	573

Spare Parts

1 x 9NS 376 747-011 Bolt, radiator cap

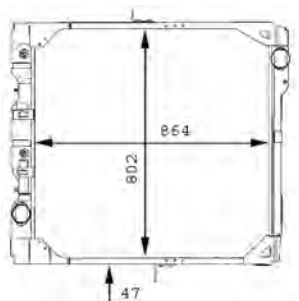
8MK 376 709-321
BEHR HELLA SERVICE

Oilcooler with threaded connection



Depth [mm]	46
Length [mm]	632
Version	produced by BEHR
Width [mm]	606

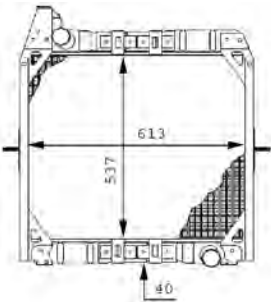
8MK 376 709-331
BEHR HELLA SERVICE



Depth [mm]	46
Length [mm]	864
Version	produced by BEHR
Width [mm]	802

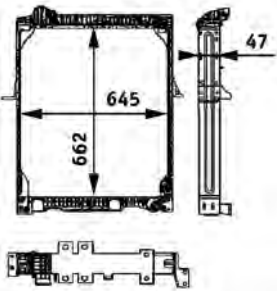
Heat Exchanger - Radiator, engine cooling

8MK 376 709-431
BEHR HELLA SERVICE



Depth [mm]	40
Length [mm]	613
Version	produced by BEHR
Width [mm]	537

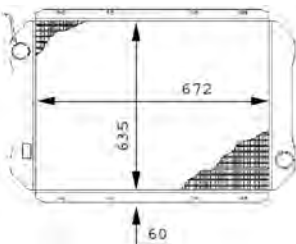
8MK 376 709-591
BEHR HELLA SERVICE



Depth [mm]	47
Length [mm]	662
Version	produced by BEHR
Width [mm]	645

Spare Parts
2 x 8MY 376 742-101 Seal, radiator
1 x 8MY 376 742-741 Water Tank, radiator
1 x 8MY 376 742-751 Water Tank, radiator

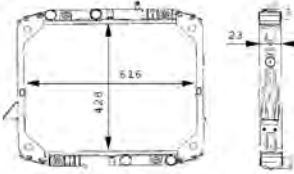
8MK 376 709-611
BEHR HELLA SERVICE



Depth [mm]	60
Length [mm]	672
Version	produced by BEHR
Width [mm]	635

Heat Exchanger - Radiator, engine cooling

8MK 376 709-701
BEHR HELLA SERVICE

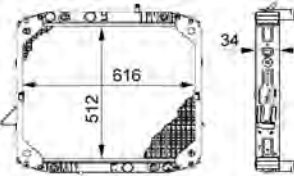


Depth [mm]	23
Length [mm]	428
Width [mm]	616

Spare Parts

1 x 9NS 376 747-011 Bolt, radiator cap

8MK 376 709-711
BEHR HELLA SERVICE

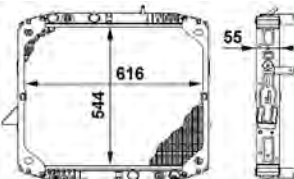


Depth [mm]	34
Length [mm]	616
Width [mm]	512

Spare Parts

1 x 8MY 376 742-531 Water Tank, radiator
1 x 8MY 376 742-551 Water Tank, radiator
 1 x 9NS 376 747-011 Bolt, radiator cap

8MK 376 709-741
BEHR HELLA SERVICE



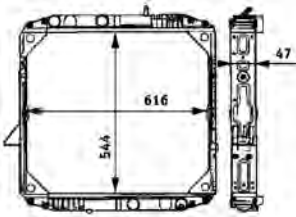
Depth [mm]	23
Heating / Cooling	for vehicles with combined radiator/ oil cooler
Length [mm]	616
Version	produced by BEHR
Width [mm]	544

Spare Parts

1 x 8MY 376 742-531 Water Tank, radiator
1 x 8MY 376 742-551 Water Tank, radiator
 1 x 9NS 376 747-011 Bolt, radiator cap

Heat Exchanger - Radiator, engine cooling

8MK 376 709-751
BEHR HELLA SERVICE




Depth [mm]	47
Length [mm]	616
Version	produced by BEHR
Width [mm]	544

Spare Parts

- 1 x 8MY 376 742-531 Water Tank, radiator
- 1 x 8MY 376 742-551 Water Tank, radiator
- 1 x 9NS 376 747-011 Bolt, radiator cap

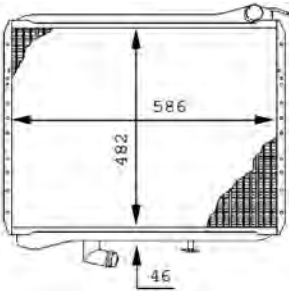
8MK 376 709-761
BEHR HELLA SERVICE



Depth [mm]	47
Length [mm]	770
Version	produced by BEHR
Width [mm]	704

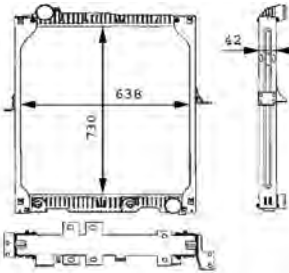
Heat Exchanger - Radiator, engine cooling

8MK 376 710-001
BEHR HELLA SERVICE



Depth [mm]	47
Length [mm]	482
Width [mm]	586

8MK 376 721-141
BEHR HELLA SERVICE

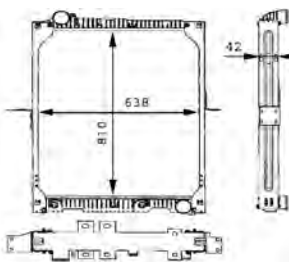


Depth [mm]	42
for OE number	6525014501
Length [mm]	730
Version	produced by BEHR
Width [mm]	638

Spare Parts

2 x 8MY 376 742-101 Seal, radiator
1 x 8MY 376 742-741 Water Tank, radiator
1 x 8MY 376 743-521 Water Tank, radiator
1 x 8MY 376 744-091 Core, radiator

8MK 376 721-151
BEHR HELLA SERVICE



Depth [mm]	42
Length [mm]	810
Version	produced by BEHR
Width [mm]	638

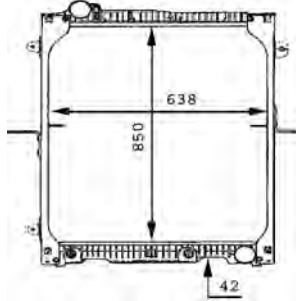
Spare Parts

2 x 8MY 376 742-101 Seal, radiator
1 x 8MY 376 742-741 Water Tank, radiator
1 x 8MY 376 743-521 Water Tank, radiator
1 x 8MY 376 744-081 Core, radiator

Heat Exchanger - Radiator, engine cooling

8MK 376 721-171
BEHR HELLA SERVICE

With oil cooler

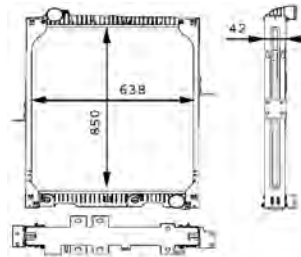


Depth [mm]	42
Length [mm]	850
Version	produced by BEHR
Width [mm]	638

Spare Parts

2 x 8MY 376 742-101 Seal, radiator
1 x 8MY 376 742-741 Water Tank, radiator
1 x 8MY 376 743-521 Water Tank, radiator

8MK 376 721-191
BEHR HELLA SERVICE



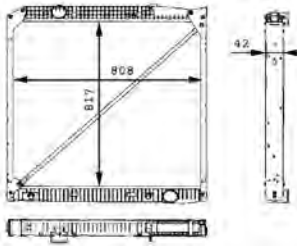
Depth [mm]	42
Length [mm]	850
Version	produced by BEHR
Width [mm]	638

Spare Parts

2 x 8MY 376 742-101 Seal, radiator
1 x 8MY 376 742-741 Water Tank, radiator
1 x 8MY 376 743-521 Water Tank, radiator

Heat Exchanger - Radiator, engine cooling

8MK 376 721-211
BEHR HELLA SERVICE

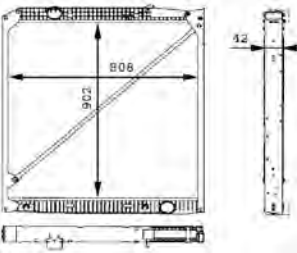


Depth [mm]	42
Length [mm]	817
Transmission Type	<ul style="list-style-type: none"> • Manual Transmission • Automatic Transmission
Vehicle Equipment	for vehicles with/without air conditioning
Version	produced by BEHR
Width [mm]	808

Spare Parts

1 x 8MY 376 743-501 Water Tank, radiator
1 x 8MY 376 743-551 Core, radiator
1 x 8MY 376 743-581 Water Tank, radiator
2 x 8MY 376 744-231 Seal, radiator

8MK 376 721-221
BEHR HELLA SERVICE




Depth [mm]	42
Length [mm]	902
Version	produced by BEHR
Width [mm]	808

Spare Parts

1 x 8MY 376 743-501 Water Tank, radiator
1 x 8MY 376 743-561 Core, radiator
1 x 8MY 376 743-581 Water Tank, radiator
2 x 8MY 376 744-231 Seal, radiator

Heat Exchanger - Radiator, engine cooling

8MK 376 721-231
BEHR HELLA SERVICE



Depth [mm]	40
Length [mm]	952
Version	produced by BEHR
Width [mm]	808

Spare Parts

- | |
|--|
| 1 x 8MY 376 743-501 Water Tank, radiator |
| 1 x 8MY 376 743-501 Water Tank, radiator |
| 1 x 8MY 376 743-571 Core, radiator |
| 1 x 8MY 376 743-581 Water Tank, radiator |
| 2 x 8MY 376 744-231 Seal, radiator |

8MK 376 721-241
BEHR HELLA SERVICE



Depth [mm]	33
Length [mm]	569
Version	produced by BEHR
Width [mm]	560

Heat Exchanger - Radiator, engine cooling

8MK 376 721-261
BEHR HELLA SERVICE

With oil cooler

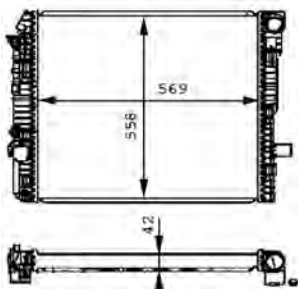


Depth [mm]	42
Length [mm]	815
Version	produced by BEHR
Width [mm]	668

Spare Parts

1 x 8MY 376 744-271 Core, radiator

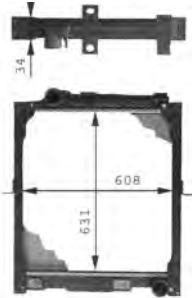
8MK 376 721-271
BEHR HELLA SERVICE



Depth [mm]	42
Length [mm]	569
Version	produced by BEHR
Width [mm]	558

Heat Exchanger - Radiator, engine cooling

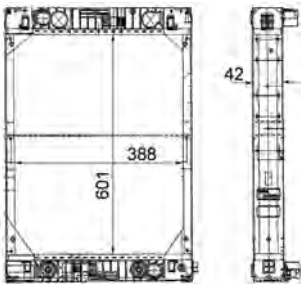
8MK 376 721-281
BEHR HELLA SERVICE



Depth [mm]	34
Length [mm]	631
Version	produced by BEHR
Width [mm]	608

8MK 376 721-311
BEHR HELLA SERVICE

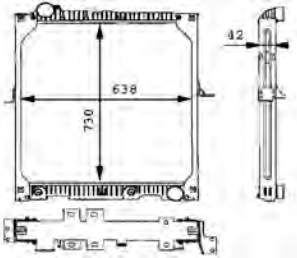
With oil cooler



Depth [mm]	42
Length [mm]	601
Transmission Type	<ul style="list-style-type: none"> • Manual Transmission • Automatic Transmission
Version	produced by BEHR
Width [mm]	388

Heat Exchanger - Radiator, engine cooling

8MK 376 721-321
BEHR HELLA SERVICE



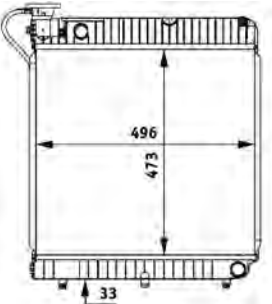
Depth [mm]	42
for OE number	6525014401
Length [mm]	730
Version	produced by BEHR
Width [mm]	638

Spare Parts

2 x 8MY 376 742-101 Seal, radiator
1 x 8MY 376 742-741 Water Tank, radiator
1 x 8MY 376 742-751 Water Tank, radiator
1 x 8MY 376 744-091 Core, radiator

8MK 376 721-361
BEHR HELLA SERVICE

Without oil cooler



Depth [mm]	33
Length [mm]	473
Transmission Type	Manual Transmission
Vehicle Equipment	for vehicles with/without air conditioning
Version	produced by BEHR
Width [mm]	496


Spare Parts

1 x 9NS 376 747-011 Bolt, radiator cap
--

Heat Exchanger - Radiator, engine cooling

8MK 376 721-491
BEHR HELLA SERVICE

With oil cooler



Depth [mm]	42
Length [mm]	1,015
Version	produced by BEHR
Width [mm]	808

Spare Parts	
1 x	8MY 376 743-501 Water Tank, radiator
1 x	8MY 376 743-581 Water Tank, radiator
1 x	8MY 376 744-151 Core, radiator
2 x	8MY 376 744-231 Seal, radiator

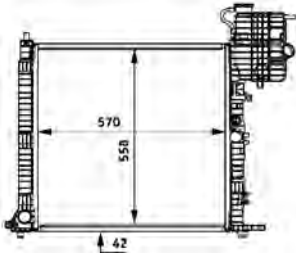
8MK 376 722-021
BEHR HELLA SERVICE



Depth [mm]	42
Heating / Cooling	for vehicles with transmission oil cooler
Length [mm]	974
Version	produced by BEHR
Width [mm]	668

Heat Exchanger - Radiator, engine cooling


8MK 376 722-051
BEHR HELLA SERVICE



Depth [mm]	42
Length [mm]	570
Transmission Type	Manual Transmission
Vehicle Equipment	for vehicles with air conditioning
Version	produced by BEHR
Width [mm]	558

Heat Exchanger - Radiator, engine cooling

8MK 376 722-351
BEHR HELLA SERVICE



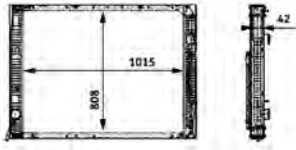
Depth [mm]	52
Length [mm]	1,065
Version	produced by BEHR
Width [mm]	708

Spare Parts

 1 x 8MK 376 737-071 Radiator, engine cooling

Heat Exchanger - Radiator, engine cooling

8MK 376 722-361
BEHR HELLA SERVICE



Depth [mm]	42
Length [mm]	1,015
Version	produced by BEHR
Width [mm]	808

Spare Parts



1 x 8MK 376 737-051 Radiator, engine cooling

8MK 376 737-071
BEHR HELLA SERVICE



Depth [mm]	52
Length [mm]	1,065
Supplementary Article/Supplementary Info 2	without frame
Version	produced by BEHR
Width [mm]	708

8MK 376 737-081
BEHR HELLA SERVICE

Depth [mm]	55
Length [mm]	982
Version	produced by BEHR
Width [mm]	896


8MK 376 737-121
BEHR HELLA SERVICE

With oil cooler

Depth [mm]	52
Length [mm]	1,015
Width [mm]	810

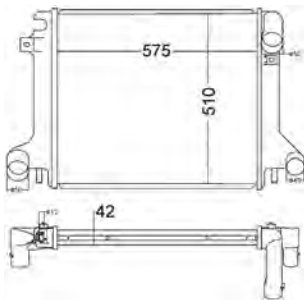
Heat Exchanger - Radiator, engine cooling

8MK 376 756-151
BEHR HELLA SERVICE



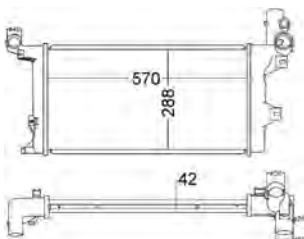
Depth [mm]	52
Length [mm]	1,015
Version	produced by BEHR
Width [mm]	808

8MK 376 758-021
BEHR HELLA SERVICE



Depth [mm]	42
Length [mm]	575
Width [mm]	510

8MK 376 758-031
BEHR HELLA SERVICE



Depth [mm]	42
Length [mm]	573
Width [mm]	288

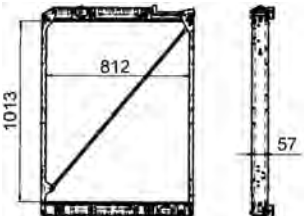
Heat Exchanger - Radiator, engine cooling

8MK 376 758-051
BEHR HELLA SERVICE



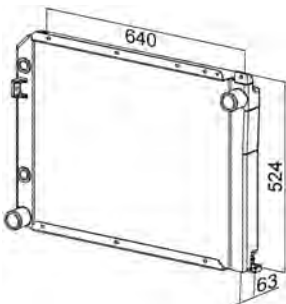
Depth [mm]	52
Length [mm]	780
Width [mm]	670

8MK 376 765-181
BEHR HELLA SERVICE



Depth [mm]	57
Length [mm]	1,013
Version	produced by AKG
Width [mm]	812

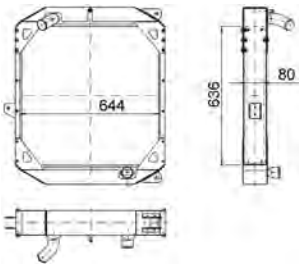
8MK 376 765-421
BEHR HELLA SERVICE



Depth [mm]	63
Length [mm]	640
Version	produced by AKG
Width [mm]	524

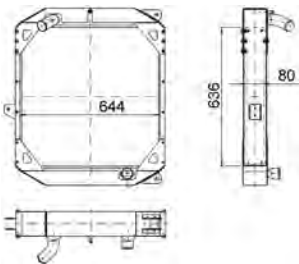
Heat Exchanger - Radiator, engine cooling

8MK 376 774-561
BEHR HELLA SERVICE



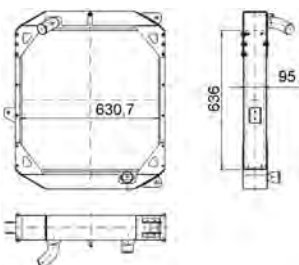
Depth [mm]	80
Length [mm]	636
Version	produced by AKG
Width [mm]	644

8MK 376 774-581
BEHR HELLA SERVICE



Depth [mm]	60
Length [mm]	636
Version	produced by AKG
Width [mm]	644

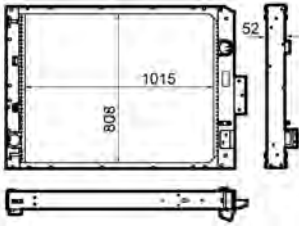
8MK 376 774-591
BEHR HELLA SERVICE



Depth [mm]	95
Length [mm]	636
Width [mm]	630

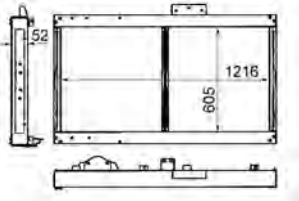
Heat Exchanger - Radiator, engine cooling

8MK 376 792-091
BEHR HELLA SERVICE



Depth [mm]	52
Length [mm]	1,015
Width [mm]	808

8MK 376 792-101
BEHR HELLA SERVICE



Depth [mm]	52
Length [mm]	1,216
Width [mm]	605

Lid - Cap, radiator

8MY 376 737-031
BEHR HELLA SERVICE



Diameter 1/ Diameter 2 [mm]	72 / 45
Height 1 [mm]	44
Height 2 [mm]	25
Thread Size	M62 x 3-6H
Version	produced by BEHR

8MY 376 780-591
BEHR HELLA SERVICE



Diameter [mm]	58
Height [mm]	25
Supplementary Article/Supplementary Info 2	with seal
Thread Size	M48x3

Sensor, coolant level

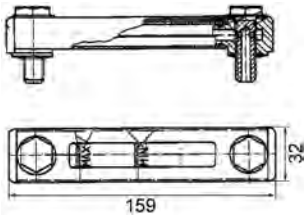
6PR 005 923-071
066102



Combi Switch Function	Opener
Has the same colour as the original part	Black
Height [mm]	85.8
Housing Colour	Black
Number of ports	2
Plug Type	Round Plug
Rated Voltage [V]	24

Switch - Level Control Switch, coolant level indicator

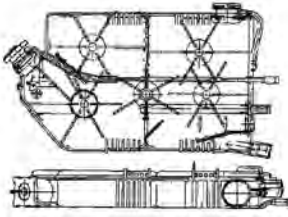
8MY 376 742-571
BEHR HELLA SERVICE



for article number	8MA 376 705-261
Supplementary Article/Supplementary Info	with seal
Supplementary Article/Supplementary Info 2	with screws


Tank - Expansion Tank, coolant

8MA 376 705-041
BEHR HELLA SERVICE



Capacity [Litre]	6,4
Depth [mm]	270
Length [mm]	460
Version	produced by BEHR
Width [mm]	74

8MA 376 705-081
BEHR HELLA SERVICE



Capacity [Litre]	12,2
Colour	Black
Depth [mm]	444
Length [mm]	566
Vehicle Trim Level	Fahrerhaus Standart
Version	<ul style="list-style-type: none"> • langer Füllstutzen • produced by BEHR
Width [mm]	289

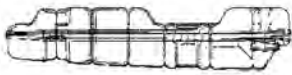
Tank - Expansion Tank, coolant

8MA 376 705-091
BEHR HELLA SERVICE



Capacity [Litre]	12,2
Colour	Black
Depth [mm]	444
Length [mm]	566
Vehicle Trim Level	Fahrerhaus hoch
Version	<ul style="list-style-type: none"> • Füllstutzen kurz • produced by BEHR
Width [mm]	289

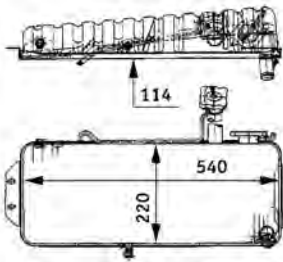
8MA 376 705-121
BEHR HELLA SERVICE



Capacity [Litre]	5,5
Colour	Black
Depth [mm]	181
Length [mm]	585
Material	Plastic
Version	produced by BEHR
Width [mm]	130

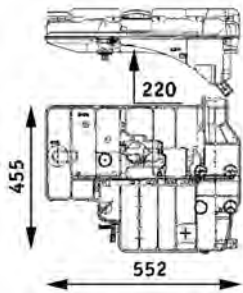
Tank - Expansion Tank, coolant

8MA 376 705-141
BEHR HELLA SERVICE



Capacity [Litre]	7,2
Colour	Black
Depth [mm]	114
Length [mm]	540
Material	Metal
Version	produced by BEHR
Width [mm]	220

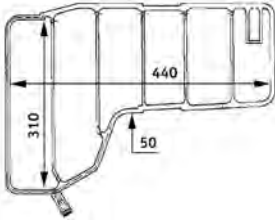
8MA 376 705-191
BEHR HELLA SERVICE



Capacity [Litre]	11,8
Depth [mm]	220
for OE number	0005002149
Length [mm]	552
Version	produced by BEHR
Width [mm]	455

Tank - Expansion Tank, coolant

8MA 376 705-201
BEHR HELLA SERVICE



Capacity [Litre]	11,8
Depth [mm]	220
for OE number	0005002249
Length [mm]	552
Version	produced by BEHR
Width [mm]	455

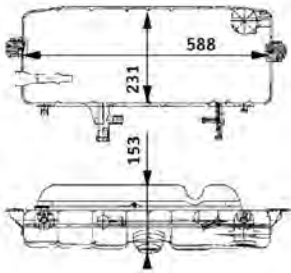
8MA 376 705-261
BEHR HELLA SERVICE



Capacity [Litre]	15,9
Depth [mm]	246
Length [mm]	690
Version	produced by BEHR
Width [mm]	156

Tank - Expansion Tank, coolant

8MA 376 705-301
BEHR HELLA SERVICE

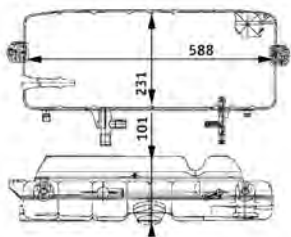


Capacity [Litre]	11,4
Depth [mm]	231
Length [mm]	588
Version	produced by BEHR
Width [mm]	153

Spare Parts

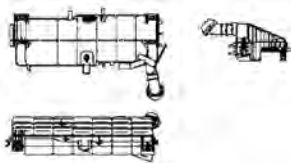
	1 x 8MY 376 742-201 Cap, radiator
	1 x 8MY 376 742-311 Cap, radiator

8MA 376 705-311
BEHR HELLA SERVICE



Capacity [Litre]	8,1
Colour	Black
Depth [mm]	231
Length [mm]	588
Version	produced by BEHR
Width [mm]	101

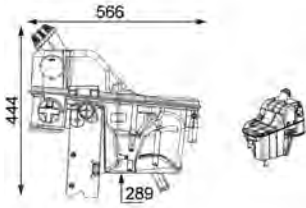
8MA 376 705-361
BEHR HELLA SERVICE



Capacity [Litre]	9,7
Colour	White
Depth [mm]	194
Length [mm]	651
Version	produced by BEHR
Width [mm]	228

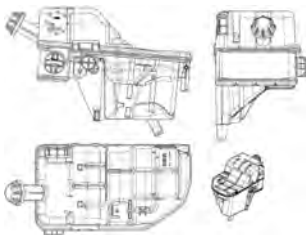
Tank - Expansion Tank, coolant

8MA 376 705-471
BEHR HELLA SERVICE



Capacity [Litre]	12,2
Colour	White
Depth [mm]	444
Length [mm]	566
Vehicle Trim Level	Fahrerhaus hoch
Version	<ul style="list-style-type: none"> • Füllstutzen kurz • produced by BEHR
Width [mm]	289

8MA 376 756-721
BEHR HELLA SERVICE



Capacity [Litre]	12
Colour	White
Depth [mm]	276
Length [mm]	561
Vehicle Trim Level	Fahrerhaus Standart
Version	<ul style="list-style-type: none"> • langer Füllstutzen • produced by BEHR
Width [mm]	340



MERCEDES-BENZ.....785

Manufacturer - Model	Power	Displ.	Year of Constr.	Remark	Part Number	Page				
MERCEDES-BENZ - ACTROS						04/96→				
1831, 1831 L	230 kW		04/96→10/02	Fully Automatic ; Capacity [Litre]: 12,2; Black; Depth [mm]: 444; L 566 mm; Vehicle Trim Level: Fahrerhaus Standart; Vers. langer Füllstutzen / Vers. produced by BEHR; W 289 mm	8MA 376 705-081 Expansion Tank, coolant	778				
				Fully Automatic ; Capacity [Litre]: 12,2; Black; Depth [mm]: 444; L 566 mm; Vehicle Trim Level: Fahrerhaus hoch; Vers. Füllstutzen kurz / Vers. produced by BEHR; W 289 mm	8MA 376 705-091 Expansion Tank, coolant	779				
				Depth [mm]: 42; L 817 mm; Manual Transmission / Automatic Transmission; for vehicles with/without air conditioning; Vers. produced by BEHR; W 808 mm	8MK 376 721-211 Radiator, engine cooling	763				
				Manual Transmission / Automatic Transmission; Vehicle Trim Level: SA 517237/02/03/06; →199177; for vehicles with/without air conditioning; Depth [mm]: 42; L 902 mm; Vers. produced by BEHR; W 808 mm	8MK 376 721-221 Radiator, engine cooling	763				
				Manual Transmission / Automatic Transmission; Vehicle Trim Level: SA 517237/04/05; for vehicles with/without air conditioning; Depth [mm]: 40; L 952 mm; Vers. produced by BEHR; W 808 mm	8MK 376 721-231 Radiator, engine cooling	764				
				Manual Transmission / Automatic Transmission; Vehicle Trim Level: 517237/15/16/17/18/ / 20/21/22/23/28/29; for vehicles with/without air conditioning; Depth [mm]: 42; L 1,015 mm; Vers. produced by BEHR; W 808 mm	8MK 376 721-491 Radiator, engine cooling	768				
				Ø 233 mm; Thermic; to RPM: →1,800; Vers. produced by BEHR	8MV 376 730-061 Clutch, radiator fan	743				
				Broad version: 1; Ø 750 mm; Number of Fan Blades: 8; Outer Width [mm]: 120; Vers. produced by BEHR; W 78 mm	8MV 376 733-081 Fan Wheel, engine cooling	751				
				Ø 750 mm; Number of Fan Blades: 8; Outer Width [mm]: 85; Vers. produced by BEHR; W 78 mm	8MV 376 733-231 Fan Wheel, engine cooling	753				
				Ø 750 mm; Number of Fan Blades: 8; Vers. produced by BEHR	8MV 376 733-261 Fan Wheel, engine cooling	753				
				Manufacturer Restriction: für Sachs Kupplung; Vers. produced by BEHR	8MV 376 756-081 Fan Wheel, engine cooling	754				
				Manufacturer Restriction: für Behr Kupplung; Vers. produced by BEHR	8MV 376 757-101 Fan Wheel, engine cooling	754				
				Bore Ø [mm]: 200; Depth [mm]: 103; Ø 236 mm; Number of mounting bores: 6	8MV 376 758-451 Clutch, radiator fan	746				
				1831 AK 4143 AK	230 kW 315 kW		04/97→10/02 04/97→10/02	Fully Automatic ; Capacity [Litre]: 12,2; Black; Depth [mm]: 444; L 566 mm; Vehicle Trim Level: Fahrerhaus Standart; Vers. langer Füllstutzen / Vers. produced by BEHR; W 289 mm	8MA 376 705-081 Expansion Tank, coolant	778
								Manual Transmission / Automatic Transmission; Vehicle Trim Level: SA 517237/02/03/06; →199177; for vehicles with/without air conditioning; Depth [mm]: 42; L 902 mm; Vers. produced by BEHR; W 808 mm	8MK 376 721-221 Radiator, engine cooling	763
Manual Transmission / Automatic Transmission; Vehicle Trim Level: SA 517237/04/05; for vehicles with/without air conditioning; Depth [mm]: 40; L 952 mm; Vers. produced by BEHR; W 808 mm	8MK 376 721-231 Radiator, engine cooling	764								
Manual Transmission / Automatic Transmission; Vehicle Trim Level: 517237/15/17/28/29; for vehicles with/without air conditioning; Depth [mm]: 42; L 1,015 mm; Vers. produced by BEHR; W 808 mm	8MK 376 721-491 Radiator, engine cooling	768								
Ø 233 mm; Thermic; to RPM: →1,800; Vers. produced by BEHR	8MV 376 730-061 Clutch, radiator fan	743								
Broad version: 1; Ø 750 mm; Number of Fan Blades: 8; Outer Width [mm]: 120; Vers. produced by BEHR; W 78 mm	8MV 376 733-081 Fan Wheel, engine cooling	751								
Ø 750 mm; Number of Fan Blades: 8; Outer Width [mm]: 85; Vers. produced by BEHR; W 78 mm	8MV 376 733-231 Fan Wheel, engine cooling	753								
Ø 750 mm; Number of Fan Blades: 8; Vers. produced by BEHR	8MV 376 733-261 Fan Wheel, engine cooling	753								
Manufacturer Restriction: für Sachs Kupplung; Vers. produced by BEHR	8MV 376 756-081 Fan Wheel, engine cooling	754								
Bore Ø [mm]: 200; Depth [mm]: 103; Ø 236 mm; Number of mounting bores: 6	8MV 376 758-451 Clutch, radiator fan	746								
1831 K 2031 K 2631 K 3331 K	230 kW 230 kW 230 kW 230 kW		04/97→10/02 04/97→10/02 04/97→10/02 04/97→10/02					Fully Automatic ; Capacity [Litre]: 12,2; Black; Depth [mm]: 444; L 566 mm; Vehicle Trim Level: Fahrerhaus Standart; Vers. langer Füllstutzen / Vers. produced by BEHR; W 289 mm	8MA 376 705-081 Expansion Tank, coolant	778
								Depth [mm]: 42; L 817 mm; Manual Transmission / Automatic Transmission; for vehicles with/without air conditioning; Vers. produced by BEHR; W 808 mm	8MK 376 721-211 Radiator, engine cooling	763

Manufacturer - Model	Power	Displ.	Year of Constr.	Remark	Part Number	Page	
MERCEDES-BENZ - ACTROS						04/96→	
1831 K	230 kW		04/97→10/02	Manual Transmission / Automatic Transmission; Vehicle Trim Level: SA 517237/02/03/06; →199177; for vehicles with/without air conditioning; Depth [mm]: 42; L 902 mm; Vers. produced by BEHR; W 808 mm	8MK 376 721-221	763	
2031 K	230 kW		04/97→10/02		Radiator, engine cooling		
2631 K	230 kW		04/97→10/02		8MK 376 721-231	764	
3331 K	230 kW		04/97→10/02		Radiator, engine cooling		
					8MK 376 721-491	768	
					Radiator, engine cooling		
					Ø 233 mm; Thermic; to RPM: →1,800; Vers. produced by BEHR	8MV 376 730-061	743
					Clutch, radiator fan		
					Broad version: 1; Ø 750 mm; Number of Fan Blades: 8; Outer Width [mm]: 120; Vers. produced by BEHR; W 78 mm	8MV 376 733-081	751
					Fan Wheel, engine cooling		
					Ø 750 mm; Number of Fan Blades: 8; Outer Width [mm]: 85; Vers. produced by BEHR; W 78 mm	8MV 376 733-231	753
					Fan Wheel, engine cooling		
					Ø 750 mm; Number of Fan Blades: 8; Vers. produced by BEHR	8MV 376 733-261	753
					Fan Wheel, engine cooling		
				Manufacturer Restriction: für Sachs Kupplung; Vers. produced by BEHR	8MV 376 756-081	754	
				Fan Wheel, engine cooling			
				Manufacturer Restriction: für Behr Kupplung; Vers. produced by BEHR	8MV 376 757-101	754	
				Fan Wheel, engine cooling			
				Bore Ø [mm]: 200; Depth [mm]: 103; Ø 236 mm; Number of mounting bores: 6	8MV 376 758-451	746	
				Clutch, radiator fan			
1831 S, 1831 LS	230 kW		04/96→10/02	Fully Automatic; Capacity [Litre]: 12,2; Black; Depth [mm]: 444; L 566 mm; Vehicle Trim Level: Fahrerhaus Standart; Vers. langer Füllstutzen / Vers. produced by BEHR; W 289 mm	8MA 376 705-081	778	
				Expansion Tank, coolant			
				Depth [mm]: 42; L 817 mm; Manual Transmission / Automatic Transmission; for vehicles with/without air conditioning; Vers. produced by BEHR; W 808 mm	8MK 376 721-211	763	
				Radiator, engine cooling			
				Manual Transmission / Automatic Transmission; Vehicle Trim Level: SA 517237/02/03/06; →199177; for vehicles with/without air conditioning; Depth [mm]: 42; L 902 mm; Vers. produced by BEHR; W 808 mm	8MK 376 721-221	763	
				Radiator, engine cooling			
				Manual Transmission / Automatic Transmission; Vehicle Trim Level: SA 517237/04/05; for vehicles with/without air conditioning; Depth [mm]: 40; L 952 mm; Vers. produced by BEHR; W 808 mm	8MK 376 721-231	764	
				Radiator, engine cooling			
				Manual Transmission / Automatic Transmission; Vehicle Trim Level: 517237/15/16/17 / 517237/18/20; for vehicles with/without air conditioning; Depth [mm]: 42; L 1,015 mm; Vers. produced by BEHR; W 808 mm	8MK 376 721-491	768	
				Radiator, engine cooling			
				Depth [mm]: 52; L 1,015 mm; W 810 mm	8MK 376 737-121	771	
				Radiator, engine cooling			
				Depth [mm]: 52; L 1,015 mm; Vers. produced by BEHR; W 808 mm	8MK 376 756-151	772	
				Radiator, engine cooling			
				Depth [mm]: 57; L 1,013 mm; Vers. produced by AKG; W 812 mm	8MK 376 765-181	773	
				Radiator, engine cooling			
				Ø 233 mm; Thermic; to RPM: →1,800; Vers. produced by BEHR	8MV 376 730-061	743	
				Clutch, radiator fan			
				Broad version: 1; Ø 750 mm; Number of Fan Blades: 8; Outer Width [mm]: 120; Vers. produced by BEHR; W 78 mm	8MV 376 733-081	751	
				Fan Wheel, engine cooling			
				Ø 750 mm; Number of Fan Blades: 8; Outer Width [mm]: 85; Vers. produced by BEHR; W 78 mm	8MV 376 733-231	753	
				Fan Wheel, engine cooling			
				Ø 750 mm; Number of Fan Blades: 8; Vers. produced by BEHR	8MV 376 733-261	753	
				Fan Wheel, engine cooling			
				Manufacturer Restriction: für Sachs Kupplung; Vers. produced by BEHR	8MV 376 756-081	754	
				Fan Wheel, engine cooling			
				Manufacturer Restriction: für Behr Kupplung; Vers. produced by BEHR	8MV 376 757-101	754	
				Fan Wheel, engine cooling			
				Bore Ø [mm]: 200; Depth [mm]: 103; Ø 236 mm; Number of mounting bores: 6	8MV 376 758-451	746	
				Clutch, radiator fan			
1835, 1835 L	260 kW		04/96→10/02	Fully Automatic; Capacity [Litre]: 12,2; Black; Depth [mm]: 444; L 566 mm; Vehicle Trim Level: Fahrerhaus Standart; Vers. langer Füllstutzen / Vers. produced by BEHR; W 289 mm	8MA 376 705-081	778	
1840, 1840 L	290 kW		04/96→10/02	Expansion Tank, coolant			
2540, 2540 L	290 kW		09/96→10/02				
2635, 2635 L	260 kW		04/96→10/02				
2640, 2640 L	290 kW		04/96→10/02	Fully Automatic; Capacity [Litre]: 12,2; Black; Depth [mm]: 444; L 566 mm; Vehicle Trim Level: Fahrerhaus hoch; Vers. Füllstutzen kurz / Vers. produced by BEHR; W 289 mm	8MA 376 705-091	779	
				Expansion Tank, coolant			

Manufacturer - Model	Power	Displ.	Year of Constr.	Remark	Part Number	Page
MERCEDES-BENZ - ACTROS						04/96→
1835, 1835 L	260 kW		04/96→10/02	Depth [mm]: 42; L 817 mm; Manual Transmission / Automatic Transmission; for vehicles with/without air conditioning; Vers. produced by BEHR; W 808 mm	8MK 376 721-211	763 Radiator, engine cooling
1840, 1840 L	290 kW		04/96→10/02			
2540, 2540 L	290 kW		09/96→10/02			
2635, 2635 L	260 kW		04/96→10/02			
2640, 2640 L	290 kW		04/96→10/02	Manual Transmission / Automatic Transmission; Vehicle Trim Level: SA 517237/02/03/06; →199177; for vehicles with/without air conditioning; Depth [mm]: 42; L 902 mm; Vers. produced by BEHR; W 808 mm	8MK 376 721-221	763 Radiator, engine cooling
				Manual Transmission / Automatic Transmission; Vehicle Trim Level: SA 517237/04/05; for vehicles with/without air conditioning; Depth [mm]: 40; L 952 mm; Vers. produced by BEHR; W 808 mm	8MK 376 721-231	764 Radiator, engine cooling
				Manual Transmission / Automatic Transmission; Vehicle Trim Level: 517237/15/16/17/18 / 20/21/22/23/28/29; for vehicles with/without air conditioning; Depth [mm]: 42; L 1,015 mm; Vers. produced by BEHR; W 808 mm	8MK 376 721-491	768 Radiator, engine cooling
				Ø 233 mm; Thermic; to RPM: →1,800; Vers. produced by BEHR	8MV 376 730-061	743 Clutch, radiator fan
				Broad version: 1; Ø 750 mm; Number of Fan Blades: 8; Outer Width [mm]: 120; Vers. produced by BEHR; W 78 mm	8MV 376 733-081	751 Fan Wheel, engine cooling
				Ø 750 mm; Number of Fan Blades: 8; Outer Width [mm]: 85; Vers. produced by BEHR; W 78 mm	8MV 376 733-231	753 Fan Wheel, engine cooling
				Ø 750 mm; Number of Fan Blades: 8; Vers. produced by BEHR	8MV 376 733-261	753 Fan Wheel, engine cooling
				Manufacturer Restriction: für Sachs Kupplung; Vers. produced by BEHR	8MV 376 756-081	754 Fan Wheel, engine cooling
				Bore Ø [mm]: 200; Depth [mm]: 103; Ø 236 mm; Number of mounting bores: 6	8MV 376 758-451	746 Clutch, radiator fan
1835 AK	260 kW		04/97→10/02	Fully Automatic; Capacity [Litre]: 12,2; Black; Depth [mm]: 444; L 566 mm; Vehicle Trim Level: Fahrerhaus Standard; Vers. langer Füllstutzen / Vers. produced by BEHR; W 289 mm	8MA 376 705-081	778 Expansion Tank, coolant
1840 AK	290 kW		04/97→10/02			
4140 AK	290 kW		04/97→10/02			
				Manual Transmission / Automatic Transmission; Vehicle Trim Level: SA 517237/02/03/06; →199177; for vehicles with/without air conditioning; Depth [mm]: 42; L 902 mm; Vers. produced by BEHR; W 808 mm	8MK 376 721-221	763 Radiator, engine cooling
				Manual Transmission / Automatic Transmission; Vehicle Trim Level: SA 517237/04/05; for vehicles with/without air conditioning; Depth [mm]: 40; L 952 mm; Vers. produced by BEHR; W 808 mm	8MK 376 721-231	764 Radiator, engine cooling
				Manual Transmission / Automatic Transmission; Vehicle Trim Level: 517237/15/17/28/29; for vehicles with/without air conditioning; Depth [mm]: 42; L 1,015 mm; Vers. produced by BEHR; W 808 mm	8MK 376 721-491	768 Radiator, engine cooling
				Ø 233 mm; Thermic; to RPM: →1,800; Vers. produced by BEHR	8MV 376 730-061	743 Clutch, radiator fan
				Broad version: 1; Ø 750 mm; Number of Fan Blades: 8; Outer Width [mm]: 120; Vers. produced by BEHR; W 78 mm	8MV 376 733-081	751 Fan Wheel, engine cooling
				Ø 750 mm; Number of Fan Blades: 8; Outer Width [mm]: 85; Vers. produced by BEHR; W 78 mm	8MV 376 733-231	753 Fan Wheel, engine cooling
				Ø 750 mm; Number of Fan Blades: 8; Vers. produced by BEHR	8MV 376 733-261	753 Fan Wheel, engine cooling
				Manufacturer Restriction: für Sachs Kupplung; Vers. produced by BEHR	8MV 376 756-081	754 Fan Wheel, engine cooling
				Manufacturer Restriction: für Behr Kupplung; Vers. produced by BEHR	8MV 376 757-101	754 Fan Wheel, engine cooling
				Bore Ø [mm]: 200; Depth [mm]: 103; Ø 236 mm; Number of mounting bores: 6	8MV 376 758-451	746 Clutch, radiator fan
1835 K	260 kW		04/97→10/02	Fully Automatic; Capacity [Litre]: 12,2; Black; Depth [mm]: 444; L 566 mm; Vehicle Trim Level: Fahrerhaus Standard; Vers. langer Füllstutzen / Vers. produced by BEHR; W 289 mm	8MA 376 705-081	778 Expansion Tank, coolant
1840 K	290 kW		04/97→10/02			
				Depth [mm]: 42; L 817 mm; Manual Transmission / Automatic Transmission; for vehicles with/without air conditioning; Vers. produced by BEHR; W 808 mm	8MK 376 721-211	763 Radiator, engine cooling
				Manual Transmission / Automatic Transmission; Vehicle Trim Level: SA 517237/02/03/06; →199177; for vehicles with/without air conditioning; Depth [mm]: 42; L 902 mm; Vers. produced by BEHR; W 808 mm	8MK 376 721-221	763 Radiator, engine cooling
				Manual Transmission / Automatic Transmission; Vehicle Trim Level: SA 517237/04/05; for vehicles with/without air conditioning; Depth [mm]: 40; L 952 mm; Vers. produced by BEHR; W 808 mm	8MK 376 721-231	764 Radiator, engine cooling

Manufacturer - Model	Power	Displ.	Year of Constr.	Remark	Part Number	Page	
MERCEDES-BENZ - ACTROS						04/96→	
1835 K	260 kW		04/97→10/02	Manual Transmission / Automatic Transmission; Vehicle Trim Level: 517237/15/17/28/29; for vehicles with/without air conditioning; Depth [mm]: 42; L 1,015 mm; Vers. produced by BEHR; W 808 mm	8MK 376 721-491	768	
1840 K	290 kW		04/97→10/02		Ø 233 mm; Thermic; to RPM: →1,800; Vers. produced by BEHR	8MV 376 730-061	743
					Broad version: 1; Ø 750 mm; Number of Fan Blades: 8; Outer Width [mm]: 120; Vers. produced by BEHR; W 78 mm	8MV 376 733-081	751
					Ø 750 mm; Number of Fan Blades: 8; Outer Width [mm]: 85; Vers. produced by BEHR; W 78 mm	8MV 376 733-231	753
					Manufacturer Restriction: für Sachs Kupplung; Vers. produced by BEHR	8MV 376 756-081	754
					Bore Ø [mm]: 200; Depth [mm]: 103; Ø 236 mm; Number of mounting bores: 6	8MV 376 758-451	746
1835 S, 1835 LS	260 kW		04/96→10/02	Fully Automatic; Capacity [Litre]: 12.2; Black; Depth [mm]: 444; L 566 mm; Vehicle Trim Level: Fahrerhaus Standart; Vers. langer Füllstutzen / Vers. produced by BEHR; W 289 mm	8MA 376 705-081	778	
				Depth [mm]: 42; L 817 mm; Manual Transmission / Automatic Transmission; for vehicles with/without air conditioning; Vers. produced by BEHR; W 808 mm	8MK 376 721-211	763	
				Manual Transmission / Automatic Transmission; Vehicle Trim Level: SA 517237/02/03/06; →199177; for vehicles with/without air conditioning; Depth [mm]: 42; L 902 mm; Vers. produced by BEHR; W 808 mm	8MK 376 721-221	763	
				Manual Transmission / Automatic Transmission; Vehicle Trim Level: SA 517237/04/05; for vehicles with/without air conditioning; Depth [mm]: 40; L 952 mm; Vers. produced by BEHR; W 808 mm	8MK 376 721-231	764	
				Manual Transmission / Automatic Transmission; Vehicle Trim Level: 517237/15/16/17/18/ / 20/21/22/23/28/29; for vehicles with/without air conditioning; Depth [mm]: 42; L 1,015 mm; Vers. produced by BEHR; W 808 mm	8MK 376 721-491	768	
				Depth [mm]: 52; L 1,015 mm; W 810 mm	8MK 376 737-121	771	
				Depth [mm]: 52; L 1,015 mm; Vers. produced by BEHR; W 808 mm	8MK 376 756-151	772	
				Depth [mm]: 57; L 1,013 mm; Vers. produced by AKG; W 812 mm	8MK 376 765-181	773	
				Ø 233 mm; Thermic; to RPM: →1,800; Vers. produced by BEHR	8MV 376 730-061	743	
				Broad version: 1; Ø 750 mm; Number of Fan Blades: 8; Outer Width [mm]: 120; Vers. produced by BEHR; W 78 mm	8MV 376 733-081	751	
				Ø 750 mm; Number of Fan Blades: 8; Outer Width [mm]: 85; Vers. produced by BEHR; W 78 mm	8MV 376 733-231	753	
				Ø 750 mm; Number of Fan Blades: 8; Vers. produced by BEHR	8MV 376 733-261	753	
				Manufacturer Restriction: für Sachs Kupplung; Vers. produced by BEHR	8MV 376 756-081	754	
				Bore Ø [mm]: 200; Depth [mm]: 103; Ø 236 mm; Number of mounting bores: 6	8MV 376 758-451	746	
1840 S, 1840 LS	290 kW		04/96→10/02	Fully Automatic; Capacity [Litre]: 12.2; Black; Depth [mm]: 444; L 566 mm; Vehicle Trim Level: Fahrerhaus Standart; Vers. langer Füllstutzen / Vers. produced by BEHR; W 289 mm	8MA 376 705-081	778	
3340 S	290 kW		04/97→10/02	Depth [mm]: 42; L 817 mm; Manual Transmission / Automatic Transmission; for vehicles with/without air conditioning; Vers. produced by BEHR; W 808 mm	8MK 376 721-211	763	
				Manual Transmission / Automatic Transmission; Vehicle Trim Level: SA 517237/02/03/06; →199177; for vehicles with/without air conditioning; Depth [mm]: 42; L 902 mm; Vers. produced by BEHR; W 808 mm	8MK 376 721-221	763	
				Manual Transmission / Automatic Transmission; Vehicle Trim Level: SA 517237/04/05; for vehicles with/without air conditioning; Depth [mm]: 40; L 952 mm; Vers. produced by BEHR; W 808 mm	8MK 376 721-231	764	
				Manual Transmission / Automatic Transmission; Vehicle Trim Level: 517237/15/16/17/18/ / 20/21/22/23/28/29; for vehicles with/without air conditioning; Depth [mm]: 42; L 1,015 mm; Vers. produced by BEHR; W 808 mm	8MK 376 721-491	768	
				Depth [mm]: 52; L 1,015 mm; W 810 mm	8MK 376 737-121	771	

Manufacturer - Model	Power	Displ.	Year of Constr.	Remark	Part Number	Page				
MERCEDES-BENZ - ACTROS						04/96→				
1840 S, 1840 LS 3340 S	290 kW 290 kW		04/96→10/02 04/97→10/02	Depth [mm]: 52; L 1,015 mm; Vers. produced by BEHR; W 808 mm	8MK 376 756-151 Radiator, engine cooling	772				
				Depth [mm]: 57; L 1,013 mm; Vers. produced by AKG; W 812 mm	8MK 376 765-181 Radiator, engine cooling	773				
				Ø 233 mm; Thermic; to RPM: →1,800; Vers. produced by BEHR	8MV 376 730-061 Clutch, radiator fan	743				
				Broad version: 1; Ø 750 mm; Number of Fan Blades: 8; Outer Width [mm]: 120; Vers. produced by BEHR; W 78 mm	8MV 376 733-081 Fan Wheel, engine cooling	751				
				Ø 750 mm; Number of Fan Blades: 8; Outer Width [mm]: 85; Vers. produced by BEHR; W 78 mm	8MV 376 733-231 Fan Wheel, engine cooling	753				
				Ø 750 mm; Number of Fan Blades: 8; Vers. produced by BEHR	8MV 376 733-261 Fan Wheel, engine cooling	753				
				Manufacturer Restriction: für Sachs Kupplung; Vers. produced by BEHR	8MV 376 756-081 Fan Wheel, engine cooling	754				
				Bore Ø [mm]: 200; Depth [mm]: 103; Ø 236 mm; Number of mounting bores: 6	8MV 376 758-451 Clutch, radiator fan	746				
1843, 1843 L	315 kW		04/96→10/02	Fully Automatic ; Capacity [Litre]: 12,2; Black; Depth [mm]: 444; L 566 mm; Vehicle Trim Level: Fahrerhaus Standart; Vers. langer Füllstutzen / Vers. produced by BEHR; W 289 mm	8MA 376 705-081 Expansion Tank, coolant	778				
				+ OE 0005003149 / + OE A0005003149 / + OE 89100002004; Fully Automatic ; Capacity [Litre]: 12,2; Black; Depth [mm]: 444; L 566 mm; Vehicle Trim Level: Fahrerhaus hoch; Vers. Füllstutzen kurz / Vers. produced by BEHR; W 289 mm	8MA 376 705-091 Expansion Tank, coolant	779				
				Depth [mm]: 42; L 817 mm; Manual Transmission / Automatic Transmission; for vehicles with/without air conditioning; Vers. produced by BEHR; W 808 mm	8MK 376 721-211 Radiator, engine cooling	763				
				Manual Transmission / Automatic Transmission; Vehicle Trim Level: SA 517237/02/03/06; →199177; for vehicles with/without air conditioning; Depth [mm]: 42; L 902 mm; Vers. produced by BEHR; W 808 mm	8MK 376 721-221 Radiator, engine cooling	763				
				Manual Transmission / Automatic Transmission; Vehicle Trim Level: SA 517237/04/05; for vehicles with/without air conditioning; Depth [mm]: 40; L 952 mm; Vers. produced by BEHR; W 808 mm	8MK 376 721-231 Radiator, engine cooling	764				
				Manual Transmission / Automatic Transmission; Vehicle Trim Level: 517237/15/16/17/18 / 20/21/22/23/28/29; for vehicles with/without air conditioning; Depth [mm]: 42; L 1,015 mm; Vers. produced by BEHR; W 808 mm	8MK 376 721-491 Radiator, engine cooling	768				
				Ø 233 mm; Thermic; to RPM: →1,800; Vers. produced by BEHR	8MV 376 730-061 Clutch, radiator fan	743				
				Broad version: 1; Ø 750 mm; Number of Fan Blades: 8; Outer Width [mm]: 120; Vers. produced by BEHR; W 78 mm	8MV 376 733-081 Fan Wheel, engine cooling	751				
				Ø 750 mm; Number of Fan Blades: 8; Outer Width [mm]: 85; Vers. produced by BEHR; W 78 mm	8MV 376 733-231 Fan Wheel, engine cooling	753				
				Ø 750 mm; Number of Fan Blades: 8; Vers. produced by BEHR	8MV 376 733-261 Fan Wheel, engine cooling	753				
				Manufacturer Restriction: für Sachs Kupplung; Vers. produced by BEHR	8MV 376 756-081 Fan Wheel, engine cooling	754				
				Bore Ø [mm]: 200; Depth [mm]: 103; Ø 236 mm; Number of mounting bores: 6	8MV 376 758-451 Clutch, radiator fan	746				
				1843 AK	315 kW		04/97→10/02	Fully Automatic ; Capacity [Litre]: 12,2; Black; Depth [mm]: 444; L 566 mm; Vehicle Trim Level: Fahrerhaus Standart; Vers. langer Füllstutzen / Vers. produced by BEHR; W 289 mm	8MA 376 705-081 Expansion Tank, coolant	778
								+ OE 89100002004 / + OE 0005003149; Fully Automatic ; Capacity [Litre]: 12,2; Black; Depth [mm]: 444; L 566 mm; Vehicle Trim Level: Fahrerhaus hoch; Vers. Füllstutzen kurz / Vers. produced by BEHR; W 289 mm	8MA 376 705-091 Expansion Tank, coolant	779
Manual Transmission / Automatic Transmission; Vehicle Trim Level: SA 517237/02/03/06; →199177; for vehicles with/without air conditioning; Depth [mm]: 42; L 902 mm; Vers. produced by BEHR; W 808 mm	8MK 376 721-221 Radiator, engine cooling	763								
Manual Transmission / Automatic Transmission; Vehicle Trim Level: SA 517237/04/05; for vehicles with/without air conditioning; Depth [mm]: 40; L 952 mm; Vers. produced by BEHR; W 808 mm	8MK 376 721-231 Radiator, engine cooling	764								
Manual Transmission / Automatic Transmission; Vehicle Trim Level: 517237/15/17/28/29; for vehicles with/without air conditioning; Depth [mm]: 42; L 1,015 mm; Vers. produced by BEHR; W 808 mm	8MK 376 721-491 Radiator, engine cooling	768								

Manufacturer - Model	Power	Displ.	Year of Constr.	Remark	Part Number	Page
MERCEDES-BENZ - ACTROS						04/96→
1843 AK	315 kW		04/97→10/02	Ø 233 mm; Thermic; to RPM: →1,800; Vers. produced by BEHR	8MV 376 730-061	743
					Clutch, radiator fan	
				Broad version: 1; Ø 750 mm; Number of Fan Blades: 8; Outer Width [mm]: 120; Vers. produced by BEHR; W 78 mm	8MV 376 733-081	751
					Fan Wheel, engine cooling	
				Ø 750 mm; Number of Fan Blades: 8; Outer Width [mm]: 85; Vers. produced by BEHR; W 78 mm	8MV 376 733-231	753
					Fan Wheel, engine cooling	
1843 K	315 kW		04/97→10/02	Ø 750 mm; Number of Fan Blades: 8; Vers. produced by BEHR	8MV 376 733-261	753
					Fan Wheel, engine cooling	
				Manufacturer Restriction: für Sachs Kupplung; Vers. produced by BEHR	8MV 376 756-081	754
					Fan Wheel, engine cooling	
				Bore Ø [mm]: 200; Depth [mm]: 103; Ø 236 mm; Number of mounting bores: 6	8MV 376 758-451	746
					Clutch, radiator fan	
				Fully Automatic ; Capacity [Litre]: 12,2; Black; Depth [mm]: 444; L 566 mm; Vehicle Trim Level: Fahrerhaus Standart; Vers. langer Füllstutzen / Vers. produced by BEHR; W 289 mm	8MA 376 705-081	778
					Expansion Tank, coolant	
				Depth [mm]: 42; L 817 mm; Manual Transmission / Automatic Transmission; for vehicles with/without air conditioning; Vers. produced by BEHR; W 808 mm	8MK 376 721-211	763
					Radiator, engine cooling	
Manual Transmission / Automatic Transmission ; Vehicle Trim Level: SA 517237/02/03/06 ; →199177; for vehicles with/without air conditioning; Depth [mm]: 42; L 902 mm; Vers. produced by BEHR; W 808 mm	8MK 376 721-221	763				
	Radiator, engine cooling					
Manual Transmission / Automatic Transmission ; Vehicle Trim Level: 517237/15/17/28/29 ; for vehicles with/without air conditioning; Depth [mm]: 42; L 1,015 mm; Vers. produced by BEHR; W 808 mm	8MK 376 721-491	768				
	Radiator, engine cooling					
1843 S, 1843 LS	315 kW		04/96→10/02	Ø 233 mm; Thermic; to RPM: →1,800; Vers. produced by BEHR	8MV 376 730-061	743
					Clutch, radiator fan	
				Broad version: 1; Ø 750 mm; Number of Fan Blades: 8; Outer Width [mm]: 120; Vers. produced by BEHR; W 78 mm	8MV 376 733-081	751
					Fan Wheel, engine cooling	
				Ø 750 mm; Number of Fan Blades: 8; Outer Width [mm]: 85; Vers. produced by BEHR; W 78 mm	8MV 376 733-231	753
					Fan Wheel, engine cooling	
				Manufacturer Restriction: für Sachs Kupplung; Vers. produced by BEHR	8MV 376 756-081	754
					Fan Wheel, engine cooling	
				Bore Ø [mm]: 200; Depth [mm]: 103; Ø 236 mm; Number of mounting bores: 6	8MV 376 758-451	746
					Clutch, radiator fan	
				Fully Automatic ; Capacity [Litre]: 12,2; Black; Depth [mm]: 444; L 566 mm; Vehicle Trim Level: Fahrerhaus Standart; Vers. langer Füllstutzen / Vers. produced by BEHR; W 289 mm	8MA 376 705-081	778
					Expansion Tank, coolant	
				+ OE 0005003149 / + OE A0005003149 / + OE 89100002004 ; Fully Automatic ; Capacity [Litre]: 12,2; Black; Depth [mm]: 444; L 566 mm; Vehicle Trim Level: Fahrerhaus hoch; Vers. Füllstutzen kurz / Vers. produced by BEHR; W 289 mm	8MA 376 705-091	779
					Expansion Tank, coolant	
				Depth [mm]: 42; L 817 mm; Manual Transmission / Automatic Transmission; for vehicles with/without air conditioning; Vers. produced by BEHR; W 808 mm	8MK 376 721-211	763
					Radiator, engine cooling	
				Manual Transmission / Automatic Transmission ; Vehicle Trim Level: SA 517237/02/03/06 ; →199177; for vehicles with/without air conditioning; Depth [mm]: 42; L 902 mm; Vers. produced by BEHR; W 808 mm	8MK 376 721-221	763
					Radiator, engine cooling	
Manual Transmission / Automatic Transmission ; Vehicle Trim Level: SA 517237/04/05 ; for vehicles with/without air conditioning; Depth [mm]: 40; L 952 mm; Vers. produced by BEHR; W 808 mm	8MK 376 721-231	764				
	Radiator, engine cooling					
Manual Transmission / Automatic Transmission ; Vehicle Trim Level: 517237/15/16/17/18/ / 20/21/22/23/28/29 ; for vehicles with/without air conditioning; Depth [mm]: 42; L 1,015 mm; Vers. produced by BEHR; W 808 mm	8MK 376 721-491	768				
	Radiator, engine cooling					
Depth [mm]: 52; L 1,015 mm; W 810 mm	8MK 376 737-121	771				
	Radiator, engine cooling					
Depth [mm]: 52; L 1,015 mm; Vers. produced by BEHR; W 808 mm	8MK 376 756-151	772				
	Radiator, engine cooling					
Depth [mm]: 57; L 1,013 mm; Vers. produced by AKG; W 812 mm	8MK 376 765-181	773				
	Radiator, engine cooling					
Ø 233 mm; Thermic; to RPM: →1,800; Vers. produced by BEHR	8MV 376 730-061	743				
	Clutch, radiator fan					
Broad version: 1; Ø 750 mm; Number of Fan Blades: 8; Outer Width [mm]: 120; Vers. produced by BEHR; W 78 mm	8MV 376 733-081	751				
	Fan Wheel, engine cooling					

Manufacturer - Model	Power	Displ.	Year of Constr.	Remark	Part Number	Page
MERCEDES-BENZ - ACTROS						04/96→
1843 S, 1843 LS	315 kW		04/96→10/02	Ø 750 mm; Number of Fan Blades: 8; Outer Width [mm]: 85; Vers. produced by BEHR; W 78 mm	8MV 376 733-231 Fan Wheel, engine cooling	753
				Ø 750 mm; Number of Fan Blades: 8; Vers. produced by BEHR	8MV 376 733-261 Fan Wheel, engine cooling	753
				Manufacturer Restriction: für Sachs Kupplung; Vers. produced by BEHR	8MV 376 756-081 Fan Wheel, engine cooling	754
				Bore Ø [mm]: 200; Depth [mm]: 103; Ø 236 mm; Number of mounting bores: 6	8MV 376 758-451 Clutch, radiator fan	746
1846 AK 1850 AK 2046 AS 2050 AS 2546 LS 2646 B 2646 S, 2646 LS 2648 K, 2648 LK 2648 S, 2648 LS 2650 S, 2650 LS 2665 LS 3246 B 3246 K 3335 AK 3346 AK 3346 AS 3346 K 3350 AK 3350 AS 3350 K 4146 AK 4146 K	335 kW 370 kW 335 kW 370 kW 335 kW 335 kW 335 kW 355 kW 355 kW 370 kW 480 kW 335 kW 335 kW 335 kW 335 kW 370 kW 370 kW 370 kW 370 kW 335 kW 335 kW		04/97→10/03 10/97→ 10/96→ 10/96→ 10/97→ 10/97→ 10/97→ 10/97→ 10/97→ 10/97→ 10/02→ 10/97→ 10/97→ 10/97→ 10/97→ 10/97→ 10/97→ 10/97→ 10/97→ 10/97→ 10/97→ 10/97→	Manual Transmission / Automatic Transmission; Vehicle Trim Level: SA 517237/02/03/06; →199177; for vehicles with/without air conditioning; Depth [mm]: 42; L 902 mm; Vers. produced by BEHR; W 808 mm	8MK 376 721-221 Radiator, engine cooling	763
1846 S, 1846 LS 3336 S 3341 S 3346 S 3350 S	335 kW 265 kW 300 kW 335 kW 370 kW		10/98→ 10/97→ 10/97→ 10/97→ 10/97→	Manual Transmission / Automatic Transmission; Vehicle Trim Level: SA 517237/02/03/06; →199177; for vehicles with/without air conditioning; Depth [mm]: 42; L 902 mm; Vers. produced by BEHR; W 808 mm	8MK 376 721-221 Radiator, engine cooling	763
				Depth [mm]: 52; L 1,015 mm; W 810 mm	8MK 376 737-121 Radiator, engine cooling	771
1848, 1848 L	350 kW		04/96→10/02	Fully Automatic; Capacity [Litre]: 12,2; Black; Depth [mm]: 444; L 566 mm; Vehicle Trim Level: Fahrerhaus Standart; Vers. langer Füllstutzen / Vers. produced by BEHR; W 289 mm	8MA 376 705-081 Expansion Tank, coolant	778
				Fully Automatic; Capacity [Litre]: 12,2; Black; Depth [mm]: 444; L 566 mm; Vehicle Trim Level: Fahrerhaus hoch; Vers. Füllstutzen kurz / Vers. produced by BEHR; W 289 mm	8MA 376 705-091 Expansion Tank, coolant	779
				Depth [mm]: 42; L 817 mm; Manual Transmission / Automatic Transmission; for vehicles with/without air conditioning; Vers. produced by BEHR; W 808 mm	8MK 376 721-211 Radiator, engine cooling	763
				Manual Transmission / Automatic Transmission; Vehicle Trim Level: SA 517237/02/03/06; →199177; for vehicles with/without air conditioning; Depth [mm]: 42; L 902 mm; Vers. produced by BEHR; W 808 mm	8MK 376 721-221 Radiator, engine cooling	763
				Manual Transmission / Automatic Transmission; Vehicle Trim Level: SA 517237/04/05; for vehicles with/without air conditioning; Depth [mm]: 40; L 952 mm; Vers. produced by BEHR; W 808 mm	8MK 376 721-231 Radiator, engine cooling	764
				Manual Transmission / Automatic Transmission; Vehicle Trim Level: 517237/15/16/17/18 / 20/21/22/23/28/29; for vehicles with/without air conditioning; Depth [mm]: 42; L 1,015 mm; Vers. produced by BEHR; W 808 mm	8MK 376 721-491 Radiator, engine cooling	768
				Ø 233 mm; Thermic; to RPM: →2,375; Vers. produced by BEHR	8MV 376 729-481 Clutch, radiator fan	742
				Ø 233 mm; Thermic; to RPM: →1,800; Vers. produced by BEHR	8MV 376 730-061 Clutch, radiator fan	743
				Broad version: 1; Ø 750 mm; Number of Fan Blades: 8; Outer Width [mm]: 120; Vers. produced by BEHR; W 78 mm	8MV 376 733-081 Fan Wheel, engine cooling	751
				Ø 750 mm; Number of Fan Blades: 8; Outer Width [mm]: 85; Vers. produced by BEHR; W 78 mm	8MV 376 733-231 Fan Wheel, engine cooling	753
				Ø 750 mm; Number of Fan Blades: 8; Vers. produced by BEHR	8MV 376 733-261 Fan Wheel, engine cooling	753
				Bore Ø [mm]: 200; Depth [mm]: 103; Ø 236 mm; Number of mounting bores: 6	8MV 376 758-451 Clutch, radiator fan	746
1848 AK 2031 AK	350 kW 230 kW		04/97→10/02 09/96→10/02	Fully Automatic; Capacity [Litre]: 12,2; Black; Depth [mm]: 444; L 566 mm; Vehicle Trim Level: Fahrerhaus Standart; Vers. langer Füllstutzen / Vers. produced by BEHR; W 289 mm	8MA 376 705-081 Expansion Tank, coolant	778

Manufacturer - Model	Power	Displ.	Year of Constr.	Remark	Part Number	Page
MERCEDES-BENZ - ACTROS						04/96→
1848 AK 2031 AK	350 kW 230 kW		04/97→10/02 09/96→10/02	Manual Transmission / Automatic Transmission; Vehicle Trim Level: SA 517237/02/03/06; →199177; for vehicles with/without air conditioning; Depth [mm]: 42; L 902 mm; Vers. produced by BEHR; W 808 mm	8MK 376 721-221 Radiator, engine cooling	763
				Manual Transmission / Automatic Transmission; Vehicle Trim Level: SA 517237/04/05; for vehicles with/without air conditioning; Depth [mm]: 40; L 952 mm; Vers. produced by BEHR; W 808 mm	8MK 376 721-231 Radiator, engine cooling	764
				Manual Transmission / Automatic Transmission; Vehicle Trim Level: 517237/15/17/28/29; for vehicles with/without air conditioning; Depth [mm]: 42; L 1,015 mm; Vers. produced by BEHR; W 808 mm	8MK 376 721-491 Radiator, engine cooling	768
				Ø 233 mm; Thermic; to RPM: →1,800; Vers. produced by BEHR	8MV 376 730-061 Clutch, radiator fan	743
				Broad version: 1; Ø 750 mm; Number of Fan Blades: 8; Outer Width [mm]: 120; Vers. produced by BEHR; W 78 mm	8MV 376 733-081 Fan Wheel, engine cooling	751
				Ø 750 mm; Number of Fan Blades: 8; Outer Width [mm]: 85; Vers. produced by BEHR; W 78 mm	8MV 376 733-231 Fan Wheel, engine cooling	753
				Ø 750 mm; Number of Fan Blades: 8; Vers. produced by BEHR	8MV 376 733-261 Fan Wheel, engine cooling	753
				Bore Ø [mm]: 200; Depth [mm]: 103; Ø 236 mm; Number of mounting bores: 6	8MV 376 758-451 Clutch, radiator fan	746
1848 K	350 kW		04/97→10/02	Fully Automatic; Capacity [Litre]: 12,2; Black; Depth [mm]: 444; L 566 mm; Vehicle Trim Level: Fahrerhaus Standart; Vers. langer Füllstutzen / Vers. produced by BEHR; W 289 mm	8MA 376 705-081 Expansion Tank, coolant	778
				Depth [mm]: 42; L 817 mm; Manual Transmission / Automatic Transmission; for vehicles with/without air conditioning; Vers. produced by BEHR; W 808 mm	8MK 376 721-211 Radiator, engine cooling	763
				Manual Transmission / Automatic Transmission; Vehicle Trim Level: SA 517237/02/03/06; →199177; for vehicles with/without air conditioning; Depth [mm]: 42; L 902 mm; Vers. produced by BEHR; W 808 mm	8MK 376 721-221 Radiator, engine cooling	763
				Manual Transmission / Automatic Transmission; Vehicle Trim Level: SA 517237/04/05; for vehicles with/without air conditioning; Depth [mm]: 40; L 952 mm; Vers. produced by BEHR; W 808 mm	8MK 376 721-231 Radiator, engine cooling	764
				Manual Transmission / Automatic Transmission; Vehicle Trim Level: 517237/15/17/28/29; for vehicles with/without air conditioning; Depth [mm]: 42; L 1,015 mm; Vers. produced by BEHR; W 808 mm	8MK 376 721-491 Radiator, engine cooling	768
				Ø 233 mm; Thermic; to RPM: →2,375; Vers. produced by BEHR	8MV 376 729-481 Clutch, radiator fan	742
				Ø 233 mm; Thermic; to RPM: →1,800; Vers. produced by BEHR	8MV 376 730-061 Clutch, radiator fan	743
				Broad version: 1; Ø 750 mm; Number of Fan Blades: 8; Outer Width [mm]: 120; Vers. produced by BEHR; W 78 mm	8MV 376 733-081 Fan Wheel, engine cooling	751
				Ø 750 mm; Number of Fan Blades: 8; Outer Width [mm]: 85; Vers. produced by BEHR; W 78 mm	8MV 376 733-231 Fan Wheel, engine cooling	753
				Ø 750 mm; Number of Fan Blades: 8; Vers. produced by BEHR	8MV 376 733-261 Fan Wheel, engine cooling	753
				Bore Ø [mm]: 200; Depth [mm]: 103; Ø 236 mm; Number of mounting bores: 6	8MV 376 758-451 Clutch, radiator fan	746
1848 S, 1848 LS	350 kW		04/96→10/02	Fully Automatic; Capacity [Litre]: 12,2; Black; Depth [mm]: 444; L 566 mm; Vehicle Trim Level: Fahrerhaus Standart; Vers. langer Füllstutzen / Vers. produced by BEHR; W 289 mm	8MA 376 705-081 Expansion Tank, coolant	778
				Depth [mm]: 42; L 817 mm; Manual Transmission / Automatic Transmission; for vehicles with/without air conditioning; Vers. produced by BEHR; W 808 mm	8MK 376 721-211 Radiator, engine cooling	763
				Manual Transmission / Automatic Transmission; Vehicle Trim Level: SA 517237/02/03/06; →199177; for vehicles with/without air conditioning; Depth [mm]: 42; L 902 mm; Vers. produced by BEHR; W 808 mm	8MK 376 721-221 Radiator, engine cooling	763
				Manual Transmission / Automatic Transmission; Vehicle Trim Level: SA 517237/04/05; for vehicles with/without air conditioning; Depth [mm]: 40; L 952 mm; Vers. produced by BEHR; W 808 mm	8MK 376 721-231 Radiator, engine cooling	764
				Manual Transmission / Automatic Transmission; Vehicle Trim Level: 517237/15/16/17/18 / 20/21/22/23/28/29; for vehicles with/without air conditioning; Depth [mm]: 42; L 1,015 mm; Vers. produced by BEHR; W 808 mm	8MK 376 721-491 Radiator, engine cooling	768

Manufacturer - Model	Power	Displ.	Year of Constr.	Remark	Part Number	Page
MERCEDES-BENZ - ACTROS						04/96→
1848 S, 1848 LS	350 kW		04/96→10/02	Depth [mm]: 52; L 1,015 mm; Vers. produced by BEHR; W 808 mm	8MK 376 756-151	772
					Radiator, engine cooling	
				Ø 233 mm; Thermic; to RPM: →2,375; Vers. produced by BEHR	8MV 376 729-481	742
					Clutch, radiator fan	
				Ø 233 mm; Thermic; to RPM: →1,800; Vers. produced by BEHR	8MV 376 730-061	743
					Clutch, radiator fan	
				Broad version: 1; Ø 750 mm; Number of Fan Blades: 8; Outer Width [mm]: 120; Vers. produced by BEHR; W 78 mm	8MV 376 733-081	751
	Fan Wheel, engine cooling					
				Ø 750 mm; Number of Fan Blades: 8; Outer Width [mm]: 85; Vers. produced by BEHR; W 78 mm	8MV 376 733-231	753
					Fan Wheel, engine cooling	
				Ø 750 mm; Number of Fan Blades: 8; Vers. produced by BEHR	8MV 376 733-261	753
					Fan Wheel, engine cooling	
				Bore Ø [mm]: 200; Depth [mm]: 103; Ø 236 mm; Number of mounting bores: 6	8MV 376 758-451	746
					Clutch, radiator fan	
1853, 1853 L 2653, 2653 L 3353	390 kW 390 kW 390 kW		04/96→10/02 04/96→10/02 04/97→10/02	Fully Automatic ; Capacity [Litre]: 12,2; Black; Depth [mm]: 444; L 566 mm; Vehicle Trim Level: Fahrerhaus Standart; Vers. langer Füllstutzen / Vers. produced by BEHR; W 289 mm	8MA 376 705-081	778
					Expansion Tank, coolant	
				+ OE 89100002004 / + OE 0005003149 / + OE A0005003149; Fully Automatic ; Capacity [Litre]: 12,2; Black; Depth [mm]: 444; L 566 mm; Vehicle Trim Level: Fahrerhaus hoch; Vers. Füllstutzen kurz / Vers. produced by BEHR; W 289 mm	8MA 376 705-091	779
					Expansion Tank, coolant	
				Depth [mm]: 42; L 817 mm; Manual Transmission / Automatic Transmission; for vehicles with/without air conditioning; Vers. produced by BEHR; W 808 mm	8MK 376 721-211	763
					Radiator, engine cooling	
				Manual Transmission / Automatic Transmission; Vehicle Trim Level: SA 517237/02/03/06; →199177; for vehicles with/without air conditioning ; Depth [mm]: 42; L 902 mm; Vers. produced by BEHR; W 808 mm	8MK 376 721-221	763
					Radiator, engine cooling	
				Manual Transmission / Automatic Transmission; Vehicle Trim Level: SA 517237/04/05; for vehicles with/without air conditioning ; Depth [mm]: 40; L 952 mm; Vers. produced by BEHR; W 808 mm	8MK 376 721-231	764
					Radiator, engine cooling	
				Manual Transmission / Automatic Transmission; Vehicle Trim Level: 517237/15/16/17/18 / 20/21/22/23/28/29; for vehicles with/without air conditioning ; Depth [mm]: 42; L 1,015 mm; Vers. produced by BEHR; W 808 mm	8MK 376 721-491	768
					Radiator, engine cooling	
				Ø 233 mm; Thermic; Vers. produced by BEHR	8MV 376 728-381	742
					Clutch, radiator fan	
Broad version: 1; Ø 750 mm; Number of Fan Blades: 8; Outer Width [mm]: 120; Vers. produced by BEHR; W 78 mm	8MV 376 733-081	751				
	Fan Wheel, engine cooling					
Ø 750 mm; Number of Fan Blades: 8; Outer Width [mm]: 85; Vers. produced by BEHR; W 78 mm	8MV 376 733-231	753				
	Fan Wheel, engine cooling					
Manufacturer Restriction: für Behr Kupplung; Vers. produced by BEHR	8MV 376 757-101	754				
	Fan Wheel, engine cooling					
Bore Ø [mm]: 200; Depth [mm]: 103; Ø 236 mm; Number of mounting bores: 6	8MV 376 758-451	746				
	Clutch, radiator fan					
1853 S, 1853 LS 2653 S, 2653 LS	390 kW 390 kW		04/96→10/02 09/96→10/02	Fully Automatic ; Capacity [Litre]: 12,2; Black; Depth [mm]: 444; L 566 mm; Vehicle Trim Level: Fahrerhaus Standart; Vers. langer Füllstutzen / Vers. produced by BEHR; W 289 mm	8MA 376 705-081	778
					Expansion Tank, coolant	
				+ OE 89100002004 / + OE 0005003149 / + OE A0005003149; Fully Automatic ; Capacity [Litre]: 12,2; Black; Depth [mm]: 444; L 566 mm; Vehicle Trim Level: Fahrerhaus hoch; Vers. Füllstutzen kurz / Vers. produced by BEHR; W 289 mm	8MA 376 705-091	779
					Expansion Tank, coolant	
				Depth [mm]: 42; L 817 mm; Manual Transmission / Automatic Transmission; for vehicles with/without air conditioning; Vers. produced by BEHR; W 808 mm	8MK 376 721-211	763
					Radiator, engine cooling	
				Manual Transmission / Automatic Transmission; Vehicle Trim Level: SA 517237/02/03/06; →199177; for vehicles with/without air conditioning ; Depth [mm]: 42; L 902 mm; Vers. produced by BEHR; W 808 mm	8MK 376 721-221	763
					Radiator, engine cooling	
				Manual Transmission / Automatic Transmission; Vehicle Trim Level: SA 517237/04/05; for vehicles with/without air conditioning ; Depth [mm]: 40; L 952 mm; Vers. produced by BEHR; W 808 mm	8MK 376 721-231	764
					Radiator, engine cooling	
Manual Transmission / Automatic Transmission; Vehicle Trim Level: 517237/15/16/17/18 / 20/21/22/23/28/29; for vehicles with/without air conditioning ; Depth [mm]: 42; L 1,015 mm; Vers. produced by BEHR; W 808 mm	8MK 376 721-491	768				
	Radiator, engine cooling					

Manufacturer - Model	Power	Displ.	Year of Constr.	Remark	Part Number	Page
MERCEDES-BENZ - ACTROS						04/96→
1853 S, 1853 LS	390 kW		04/96→10/02	Depth [mm]: 52; L 1,015 mm; Vers. produced by BEHR; W 808 mm	8MK 376 756-151 Radiator, engine cooling	772
2653 S, 2653 LS	390 kW		09/96→10/02	Ø 233 mm; Thermic; Vers. produced by BEHR	8MV 376 728-381 Clutch, radiator fan	742
				Broad version: 1; Ø 750 mm; Number of Fan Blades: 8; Outer Width [mm]: 120; Vers. produced by BEHR; W 78 mm	8MV 376 733-081 Fan Wheel, engine cooling	751
				Ø 750 mm; Number of Fan Blades: 8; Outer Width [mm]: 85; Vers. produced by BEHR; W 78 mm	8MV 376 733-231 Fan Wheel, engine cooling	753
				Manufacturer Restriction: für Behr Kupplung; Vers. produced by BEHR	8MV 376 757-101 Fan Wheel, engine cooling	754
				Bore Ø [mm]: 200; Depth [mm]: 103; Ø 236 mm; Number of mounting bores: 6	8MV 376 758-451 Clutch, radiator fan	746
1857 L	420 kW		04/97→10/02	Fully Automatic ; Capacity [Litre]: 12,2; Black; Depth [mm]: 444; L 566 mm; Vehicle Trim Level: Fahrerhaus Standart; Vers. langer Füllstutzen / Vers. produced by BEHR; W 289 mm	8MA 376 705-081 Expansion Tank, coolant	778
2657 L	420 kW		04/97→10/02	Fully Automatic ; Capacity [Litre]: 12,2; Black; Depth [mm]: 444; L 566 mm; Vehicle Trim Level: Fahrerhaus hoch; Vers. Füllstutzen kurz / Vers. produced by BEHR; W 289 mm	8MA 376 705-091 Expansion Tank, coolant	779
3357	420 kW		04/97→10/02	Depth [mm]: 42; L 817 mm; Manual Transmission / Automatic Transmission; for vehicles with/without air conditioning; Vers. produced by BEHR; W 808 mm	8MK 376 721-211 Radiator, engine cooling	763
				Manual Transmission / Automatic Transmission; Vehicle Trim Level: SA 517237/02/03/06; →199177; for vehicles with/without air conditioning; Depth [mm]: 42; L 902 mm; Vers. produced by BEHR; W 808 mm	8MK 376 721-221 Radiator, engine cooling	763
				Manual Transmission / Automatic Transmission; Vehicle Trim Level: SA 517237/04/05; for vehicles with/without air conditioning; Depth [mm]: 40; L 952 mm; Vers. produced by BEHR; W 808 mm	8MK 376 721-231 Radiator, engine cooling	764
				Manual Transmission / Automatic Transmission; Vehicle Trim Level: 517237/15/16/17/18/ / 20/21/22/23/28/29; for vehicles with/without air conditioning; Depth [mm]: 42; L 1,015 mm; Vers. produced by BEHR; W 808 mm	8MK 376 721-491 Radiator, engine cooling	768
				Ø 233 mm; Thermic; Vers. produced by BEHR	8MV 376 728-381 Clutch, radiator fan	742
				Broad version: 1; Ø 750 mm; Number of Fan Blades: 8; Outer Width [mm]: 120; Vers. produced by BEHR; W 78 mm	8MV 376 733-081 Fan Wheel, engine cooling	751
				Ø 750 mm; Number of Fan Blades: 8; Outer Width [mm]: 85; Vers. produced by BEHR; W 78 mm	8MV 376 733-231 Fan Wheel, engine cooling	753
				Bore Ø [mm]: 200; Depth [mm]: 103; Ø 236 mm; Number of mounting bores: 6	8MV 376 758-451 Clutch, radiator fan	746
1857 LS	420 kW		04/97→10/02	Fully Automatic ; Capacity [Litre]: 12,2; Black; Depth [mm]: 444; L 566 mm; Vehicle Trim Level: Fahrerhaus Standart; Vers. langer Füllstutzen / Vers. produced by BEHR; W 289 mm	8MA 376 705-081 Expansion Tank, coolant	778
				Depth [mm]: 42; L 817 mm; Manual Transmission / Automatic Transmission; for vehicles with/without air conditioning; Vers. produced by BEHR; W 808 mm	8MK 376 721-211 Radiator, engine cooling	763
				Manual Transmission / Automatic Transmission; Vehicle Trim Level: SA 517237/02/03/06; →199177; for vehicles with/without air conditioning; Depth [mm]: 42; L 902 mm; Vers. produced by BEHR; W 808 mm	8MK 376 721-221 Radiator, engine cooling	763
				Manual Transmission / Automatic Transmission; Vehicle Trim Level: SA 517237/04/05; for vehicles with/without air conditioning; Depth [mm]: 40; L 952 mm; Vers. produced by BEHR; W 808 mm	8MK 376 721-231 Radiator, engine cooling	764
				Depth [mm]: 52; L 1,015 mm; Vers. produced by BEHR; W 808 mm	8MK 376 756-151 Radiator, engine cooling	772
				Ø 233 mm; Thermic; Vers. produced by BEHR	8MV 376 728-381 Clutch, radiator fan	742
				Broad version: 1; Ø 750 mm; Number of Fan Blades: 8; Outer Width [mm]: 120; Vers. produced by BEHR; W 78 mm	8MV 376 733-081 Fan Wheel, engine cooling	751
				Ø 750 mm; Number of Fan Blades: 8; Outer Width [mm]: 85; Vers. produced by BEHR; W 78 mm	8MV 376 733-231 Fan Wheel, engine cooling	753
				Bore Ø [mm]: 200; Depth [mm]: 103; Ø 236 mm; Number of mounting bores: 6	8MV 376 758-451 Clutch, radiator fan	746
2031	230 kW		04/97→10/02	Fully Automatic ; Capacity [Litre]: 12,2; Black; Depth [mm]: 444; L 566 mm; Vehicle Trim Level: Fahrerhaus Standart; Vers. langer Füllstutzen / Vers. produced by BEHR; W 289 mm	8MA 376 705-081 Expansion Tank, coolant	778
2631 B	230 kW		04/97→10/02			
3231 B	230 kW		04/97→10/02			
3331 B	230 kW		04/97→10/02			

Manufacturer - Model	Power	Displ.	Year of Constr.	Remark	Part Number	Page
MERCEDES-BENZ - ACTROS						04/96→
2031	230 kW		04/97→10/02	Depth [mm]: 42; L 817 mm; Manual Transmission / Automatic Transmission; for vehicles with/without air conditioning; Vers. produced by BEHR; W 808 mm	8MK 376 721-211 Radiator, engine cooling	763
2631 B	230 kW		04/97→10/02			
3231 B	230 kW		04/97→10/02			
3331 B	230 kW		04/97→10/02			
				Manual Transmission / Automatic Transmission; Vehicle Trim Level: SA 517237/02/03/06; →199177; for vehicles with/without air conditioning; Depth [mm]: 42; L 902 mm; Vers. produced by BEHR; W 808 mm	8MK 376 721-221 Radiator, engine cooling	763
				Manual Transmission / Automatic Transmission; Vehicle Trim Level: 517237/15/16/17/18 / 20/21/22/23/28/29; for vehicles with/without air conditioning; Depth [mm]: 42; L 1,015 mm; Vers. produced by BEHR; W 808 mm	8MK 376 721-491 Radiator, engine cooling	768
				Ø 233 mm; Thermic; to RPM: →1,800; Vers. produced by BEHR	8MV 376 730-061 Clutch, radiator fan	743
				Broad version: 1; Ø 750 mm; Number of Fan Blades: 8; Outer Width [mm]: 120; Vers. produced by BEHR; W 78 mm	8MV 376 733-081 Fan Wheel, engine cooling	751
				Ø 750 mm; Number of Fan Blades: 8; Outer Width [mm]: 85; Vers. produced by BEHR; W 78 mm	8MV 376 733-231 Fan Wheel, engine cooling	753
				Ø 750 mm; Number of Fan Blades: 8; Vers. produced by BEHR	8MV 376 733-261 Fan Wheel, engine cooling	753
				Manufacturer Restriction: für Sachs Kupplung; Vers. produced by BEHR	8MV 376 756-081 Fan Wheel, engine cooling	754
				Manufacturer Restriction: für Behr Kupplung; Vers. produced by BEHR	8MV 376 757-101 Fan Wheel, engine cooling	754
				Bore Ø [mm]: 200; Depth [mm]: 103; Ø 236 mm; Number of mounting bores: 6	8MV 376 758-451 Clutch, radiator fan	746
2031 A	230 kW		04/97→10/02	Fully Automatic; Capacity [Litre]: 12,2; Black; Depth [mm]: 444; L 566 mm; Vehicle Trim Level: Fahrerhaus Standart; Vers. langer Füllstutzen / Vers. produced by BEHR; W 289 mm	8MA 376 705-081 Expansion Tank, coolant	778
				Manual Transmission / Automatic Transmission; Vehicle Trim Level: SA 517237/02/03/06; →199177; for vehicles with/without air conditioning; Depth [mm]: 42; L 902 mm; Vers. produced by BEHR; W 808 mm	8MK 376 721-221 Radiator, engine cooling	763
				Manual Transmission / Automatic Transmission; Vehicle Trim Level: SA 517237/04/05; for vehicles with/without air conditioning; Depth [mm]: 40; L 952 mm; Vers. produced by BEHR; W 808 mm	8MK 376 721-231 Radiator, engine cooling	764
				Manual Transmission / Automatic Transmission; Vehicle Trim Level: 517237/15/16/17/18 / 20/21/22/23/28/29; for vehicles with/without air conditioning; Depth [mm]: 42; L 1,015 mm; Vers. produced by BEHR; W 808 mm	8MK 376 721-491 Radiator, engine cooling	768
				Ø 233 mm; Thermic; to RPM: →1,800; Vers. produced by BEHR	8MV 376 730-061 Clutch, radiator fan	743
				Broad version: 1; Ø 750 mm; Number of Fan Blades: 8; Outer Width [mm]: 120; Vers. produced by BEHR; W 78 mm	8MV 376 733-081 Fan Wheel, engine cooling	751
				Ø 750 mm; Number of Fan Blades: 8; Outer Width [mm]: 85; Vers. produced by BEHR; W 78 mm	8MV 376 733-231 Fan Wheel, engine cooling	753
				Ø 750 mm; Number of Fan Blades: 8; Vers. produced by BEHR	8MV 376 733-261 Fan Wheel, engine cooling	753
				Manufacturer Restriction: für Sachs Kupplung; Vers. produced by BEHR	8MV 376 756-081 Fan Wheel, engine cooling	754
				Bore Ø [mm]: 200; Depth [mm]: 103; Ø 236 mm; Number of mounting bores: 6	8MV 376 758-451 Clutch, radiator fan	746
2031 AS	230 kW		04/96→10/02	Fully Automatic; Capacity [Litre]: 12,2; Black; Depth [mm]: 444; L 566 mm; Vehicle Trim Level: Fahrerhaus Standart; Vers. langer Füllstutzen / Vers. produced by BEHR; W 289 mm	8MA 376 705-081 Expansion Tank, coolant	778
3331 AS	230 kW		04/97→10/02			
				Manual Transmission / Automatic Transmission; Vehicle Trim Level: SA 517237/02/03/06; →199177; for vehicles with/without air conditioning; Depth [mm]: 42; L 902 mm; Vers. produced by BEHR; W 808 mm	8MK 376 721-221 Radiator, engine cooling	763
				Manual Transmission / Automatic Transmission; Vehicle Trim Level: SA 517237/04/05; for vehicles with/without air conditioning; Depth [mm]: 40; L 952 mm; Vers. produced by BEHR; W 808 mm	8MK 376 721-231 Radiator, engine cooling	764
				Manual Transmission / Automatic Transmission; Vehicle Trim Level: 517237/15/16/17/18 / 20/21/22/23/28/29; for vehicles with/without air conditioning; Depth [mm]: 42; L 1,015 mm; Vers. produced by BEHR; W 808 mm	8MK 376 721-491 Radiator, engine cooling	768
				Ø 233 mm; Thermic; to RPM: →1,800; Vers. produced by BEHR	8MV 376 730-061 Clutch, radiator fan	743

Manufacturer - Model	Power	Displ.	Year of Constr.	Remark	Part Number	Page
MERCEDES-BENZ - ACTROS						04/96→
2031 AS 3331 AS	230 kW 230 kW		04/96→10/02 04/97→10/02	Broad version: 1; Ø 750 mm; Number of Fan Blades: 8; Outer Width [mm]: 120; Vers. produced by BEHR; W 78 mm	8MV 376 733-081 Fan Wheel, engine cooling	751
				Ø 750 mm; Number of Fan Blades: 8; Outer Width [mm]: 85; Vers. produced by BEHR; W 78 mm	8MV 376 733-231 Fan Wheel, engine cooling	753
				Ø 750 mm; Number of Fan Blades: 8; Vers. produced by BEHR	8MV 376 733-261 Fan Wheel, engine cooling	753
				Manufacturer Restriction: für Sachs Kupplung; Vers. produced by BEHR	8MV 376 756-081 Fan Wheel, engine cooling	754
				Bore Ø [mm]: 200; Depth [mm]: 103; Ø 236 mm; Number of mounting bores: 6	8MV 376 758-451 Clutch, radiator fan	746
2031 S 3331 S	230 kW 230 kW		04/96→10/02 04/97→10/02	Fully Automatic ; Capacity [Litre]: 12,2; Black; Depth [mm]: 444; L 566 mm; Vehicle Trim Level: Fahrerhaus Standart; Vers. langer Füllstutzen / Vers. produced by BEHR; W 289 mm	8MA 376 705-081 Expansion Tank, coolant	778
				Depth [mm]: 42; L 817 mm; Manual Transmission / Automatic Transmission; for vehicles with/without air conditioning; Vers. produced by BEHR; W 808 mm	8MK 376 721-211 Radiator, engine cooling	763
				Manual Transmission / Automatic Transmission; Vehicle Trim Level: SA 517237/02/03/06; →199177; for vehicles with/without air conditioning ; Depth [mm]: 42; L 902 mm; Vers. produced by BEHR; W 808 mm	8MK 376 721-221 Radiator, engine cooling	763
				Manual Transmission / Automatic Transmission; Vehicle Trim Level: SA 517237/04/05; for vehicles with/without air conditioning ; Depth [mm]: 40; L 952 mm; Vers. produced by BEHR; W 808 mm	8MK 376 721-231 Radiator, engine cooling	764
				Manual Transmission / Automatic Transmission; Vehicle Trim Level: 517237/15/16/17/18/ / 20/21/22/23/28/29; for vehicles with/without air conditioning ; Depth [mm]: 42; L 1,015 mm; Vers. produced by BEHR; W 808 mm	8MK 376 721-491 Radiator, engine cooling	768
				Depth [mm]: 52; L 1,015 mm; W 810 mm	8MK 376 737-121 Radiator, engine cooling	771
				Depth [mm]: 52; L 1,015 mm; Vers. produced by BEHR; W 808 mm	8MK 376 756-151 Radiator, engine cooling	772
				Depth [mm]: 57; L 1,013 mm; Vers. produced by AKG; W 812 mm	8MK 376 765-181 Radiator, engine cooling	773
				Ø 233 mm; Thermic; to RPM: →1,800; Vers. produced by BEHR	8MV 376 730-061 Clutch, radiator fan	743
				Broad version: 1; Ø 750 mm; Number of Fan Blades: 8; Outer Width [mm]: 120; Vers. produced by BEHR; W 78 mm	8MV 376 733-081 Fan Wheel, engine cooling	751
				Ø 750 mm; Number of Fan Blades: 8; Outer Width [mm]: 85; Vers. produced by BEHR; W 78 mm	8MV 376 733-231 Fan Wheel, engine cooling	753
				Ø 750 mm; Number of Fan Blades: 8; Vers. produced by BEHR	8MV 376 733-261 Fan Wheel, engine cooling	753
				Manufacturer Restriction: für Sachs Kupplung; Vers. produced by BEHR	8MV 376 756-081 Fan Wheel, engine cooling	754
				Manufacturer Restriction: für Behr Kupplung; Vers. produced by BEHR	8MV 376 757-101 Fan Wheel, engine cooling	754
				Bore Ø [mm]: 200; Depth [mm]: 103; Ø 236 mm; Number of mounting bores: 6	8MV 376 758-451 Clutch, radiator fan	746
2035 A 3340 AS	260 kW 290 kW		04/97→10/02 04/97→10/02	Fully Automatic ; Capacity [Litre]: 12,2; Black; Depth [mm]: 444; L 566 mm; Vehicle Trim Level: Fahrerhaus Standart; Vers. langer Füllstutzen / Vers. produced by BEHR; W 289 mm	8MA 376 705-081 Expansion Tank, coolant	778
				Manual Transmission / Automatic Transmission; Vehicle Trim Level: SA 517237/02/03/06; →199177; for vehicles with/without air conditioning ; Depth [mm]: 42; L 902 mm; Vers. produced by BEHR; W 808 mm	8MK 376 721-221 Radiator, engine cooling	763
				Manual Transmission / Automatic Transmission; Vehicle Trim Level: SA 517237/04/05; for vehicles with/without air conditioning ; Depth [mm]: 40; L 952 mm; Vers. produced by BEHR; W 808 mm	8MK 376 721-231 Radiator, engine cooling	764
				Manual Transmission / Automatic Transmission; Vehicle Trim Level: 517237/15/16/17/18/ / 20/21/22/23/28/29; for vehicles with/without air conditioning ; Depth [mm]: 42; L 1,015 mm; Vers. produced by BEHR; W 808 mm	8MK 376 721-491 Radiator, engine cooling	768
				Ø 233 mm; Thermic; to RPM: →1,800; Vers. produced by BEHR	8MV 376 730-061 Clutch, radiator fan	743
				Broad version: 1; Ø 750 mm; Number of Fan Blades: 8; Outer Width [mm]: 120; Vers. produced by BEHR; W 78 mm	8MV 376 733-081 Fan Wheel, engine cooling	751
				Ø 750 mm; Number of Fan Blades: 8; Outer Width [mm]: 85; Vers. produced by BEHR; W 78 mm	8MV 376 733-231 Fan Wheel, engine cooling	753

Manufacturer - Model	Power	Displ.	Year of Constr.	Remark	Part Number	Page				
MERCEDES-BENZ - ACTROS						04/96→				
2035 A 3340 AS	260 kW 290 kW		04/97→10/02 04/97→10/02	Ø 750 mm; Number of Fan Blades: 8; Vers. produced by BEHR	8MV 376 733-261 Fan Wheel, engine cooling	753				
				Manufacturer Restriction: für Sachs Kupplung; Vers. produced by BEHR	8MV 376 756-081 Fan Wheel, engine cooling	754				
				Manufacturer Restriction: für Behr Kupplung; Vers. produced by BEHR	8MV 376 757-101 Fan Wheel, engine cooling	754				
				Bore Ø [mm]: 200; Depth [mm]: 103; Ø 236 mm; Number of mounting bores: 6	8MV 376 758-451 Clutch, radiator fan	746				
2035 S	260 kW		04/96→10/02	Fully Automatic ; Capacity [Litre]: 12,2; Black; Depth [mm]: 444; L 566 mm; Vehicle Trim Level: Fahrerhaus Standart; Vers. langer Füllstutzen / Vers. produced by BEHR; W 289 mm	8MA 376 705-081 Expansion Tank, coolant	778				
				Depth [mm]: 42; L 817 mm; Manual Transmission / Automatic Transmission; for vehicles with/without air conditioning; Vers. produced by BEHR; W 808 mm	8MK 376 721-211 Radiator, engine cooling	763				
				Manual Transmission / Automatic Transmission; Vehicle Trim Level: SA 517237/02/03/06; →199177; for vehicles with/without air conditioning ; Depth [mm]: 42; L 902 mm; Vers. produced by BEHR; W 808 mm	8MK 376 721-221 Radiator, engine cooling	763				
				Depth [mm]: 52; L 1,015 mm; W 810 mm	8MK 376 737-121 Radiator, engine cooling	771				
				Depth [mm]: 52; L 1,015 mm; Vers. produced by BEHR; W 808 mm	8MK 376 756-151 Radiator, engine cooling	772				
				Depth [mm]: 57; L 1,013 mm; Vers. produced by AKG; W 812 mm	8MK 376 765-181 Radiator, engine cooling	773				
				Ø 233 mm; Thermic; to RPM: →1,800; Vers. produced by BEHR	8MV 376 730-061 Clutch, radiator fan	743				
				Broad version: 1; Ø 750 mm; Number of Fan Blades: 8; Outer Width [mm]: 120; Vers. produced by BEHR; W 78 mm	8MV 376 733-081 Fan Wheel, engine cooling	751				
				Ø 750 mm; Number of Fan Blades: 8; Outer Width [mm]: 85; Vers. produced by BEHR; W 78 mm	8MV 376 733-231 Fan Wheel, engine cooling	753				
				Manufacturer Restriction: für Sachs Kupplung; Vers. produced by BEHR	8MV 376 756-081 Fan Wheel, engine cooling	754				
				Bore Ø [mm]: 200; Depth [mm]: 103; Ø 236 mm; Number of mounting bores: 6	8MV 376 758-451 Clutch, radiator fan	746				
				2040	290 kW		09/96→10/02	Fully Automatic ; Capacity [Litre]: 12,2; Black; Depth [mm]: 444; L 566 mm; Vehicle Trim Level: Fahrerhaus Standart; Vers. langer Füllstutzen / Vers. produced by BEHR; W 289 mm	8MA 376 705-081 Expansion Tank, coolant	778
Depth [mm]: 42; L 817 mm; Manual Transmission / Automatic Transmission; for vehicles with/without air conditioning; Vers. produced by BEHR; W 808 mm	8MK 376 721-211 Radiator, engine cooling	763								
Manual Transmission / Automatic Transmission; Vehicle Trim Level: SA 517237/02/03/06; →199177; for vehicles with/without air conditioning ; Depth [mm]: 42; L 902 mm; Vers. produced by BEHR; W 808 mm	8MK 376 721-221 Radiator, engine cooling	763								
Manual Transmission / Automatic Transmission; Vehicle Trim Level: SA 517237/04/05; for vehicles with/without air conditioning ; Depth [mm]: 40; L 952 mm; Vers. produced by BEHR; W 808 mm	8MK 376 721-231 Radiator, engine cooling	764								
Manual Transmission / Automatic Transmission; Vehicle Trim Level: 517237/15/16/17/18 / 20/21/22/23/28/29; for vehicles with/without air conditioning ; Depth [mm]: 42; L 1,015 mm; Vers. produced by BEHR; W 808 mm	8MK 376 721-491 Radiator, engine cooling	768								
Ø 233 mm; Thermic; to RPM: →1,800; Vers. produced by BEHR	8MV 376 730-061 Clutch, radiator fan	743								
Broad version: 1; Ø 750 mm; Number of Fan Blades: 8; Outer Width [mm]: 120; Vers. produced by BEHR; W 78 mm	8MV 376 733-081 Fan Wheel, engine cooling	751								
Ø 750 mm; Number of Fan Blades: 8; Outer Width [mm]: 85; Vers. produced by BEHR; W 78 mm	8MV 376 733-231 Fan Wheel, engine cooling	753								
Manufacturer Restriction: für Sachs Kupplung; Vers. produced by BEHR	8MV 376 756-081 Fan Wheel, engine cooling	754								
Bore Ø [mm]: 200; Depth [mm]: 103; Ø 236 mm; Number of mounting bores: 6	8MV 376 758-451 Clutch, radiator fan	746								
2040 AK	290 kW		09/96→10/02					Fully Automatic ; Capacity [Litre]: 12,2; Black; Depth [mm]: 444; L 566 mm; Vehicle Trim Level: Fahrerhaus Standart; Vers. langer Füllstutzen / Vers. produced by BEHR; W 289 mm	8MA 376 705-081 Expansion Tank, coolant	778
								Manual Transmission / Automatic Transmission; Vehicle Trim Level: SA 517237/02/03/06; →199177; for vehicles with/without air conditioning ; Depth [mm]: 42; L 902 mm; Vers. produced by BEHR; W 808 mm	8MK 376 721-221 Radiator, engine cooling	763

Manufacturer - Model	Power	Displ.	Year of Constr.	Remark	Part Number	Page
MERCEDES-BENZ - ACTROS						04/96→
2040 AK	290 kW		09/96→10/02	Manual Transmission / Automatic Transmission; Vehicle Trim Level: SA 517237/07; for vehicles with/without air conditioning; Depth [mm]: 40; L 952 mm; Vers. produced by BEHR; W 808 mm	8MK 376 721-231 Radiator, engine cooling	764
				Manual Transmission / Automatic Transmission; Vehicle Trim Level: 517237/15/17/28/29; for vehicles with/without air conditioning; Depth [mm]: 42; L 1,015 mm; Vers. produced by BEHR; W 808 mm	8MK 376 721-491 Radiator, engine cooling	768
				Ø 233 mm; Thermic; to RPM: →1,800; Vers. produced by BEHR	8MV 376 730-061 Clutch, radiator fan	743
				Broad version: 1; Ø 750 mm; Number of Fan Blades: 8; Outer Width [mm]: 120; Vers. produced by BEHR; W 78 mm	8MV 376 733-081 Fan Wheel, engine cooling	751
				Ø 750 mm; Number of Fan Blades: 8; Outer Width [mm]: 85; Vers. produced by BEHR; W 78 mm	8MV 376 733-231 Fan Wheel, engine cooling	753
				Manufacturer Restriction: für Sachs Kupplung; Vers. produced by BEHR	8MV 376 756-081 Fan Wheel, engine cooling	754
				Manufacturer Restriction: für Behr Kupplung; Vers. produced by BEHR	8MV 376 757-101 Fan Wheel, engine cooling	754
				Bore Ø [mm]: 200; Depth [mm]: 103; Ø 236 mm; Number of mounting bores: 6	8MV 376 758-451 Clutch, radiator fan	746
2040 AS	290 kW		04/96→10/02	Fully Automatic; Capacity [Litre]: 12,2; Black; Depth [mm]: 444; L 566 mm; Vehicle Trim Level: Fahrerhaus Standart; Vers. langer Füllstutzen / Vers. produced by BEHR; W 289 mm	8MA 376 705-081 Expansion Tank, coolant	778
				Manual Transmission / Automatic Transmission; Vehicle Trim Level: SA 517237/02/03/06; →199177; for vehicles with/without air conditioning; Depth [mm]: 42; L 902 mm; Vers. produced by BEHR; W 808 mm	8MK 376 721-221 Radiator, engine cooling	763
				Manual Transmission / Automatic Transmission; Vehicle Trim Level: SA 517237/04/05; for vehicles with/without air conditioning; Depth [mm]: 40; L 952 mm; Vers. produced by BEHR; W 808 mm	8MK 376 721-231 Radiator, engine cooling	764
				Manual Transmission / Automatic Transmission; Vehicle Trim Level: 517237/15/16/17/18 / 20/21/22/23/28/29; for vehicles with/without air conditioning; Depth [mm]: 42; L 1,015 mm; Vers. produced by BEHR; W 808 mm	8MK 376 721-491 Radiator, engine cooling	768
				Ø 233 mm; Thermic; to RPM: →1,800; Vers. produced by BEHR	8MV 376 730-061 Clutch, radiator fan	743
				Broad version: 1; Ø 750 mm; Number of Fan Blades: 8; Outer Width [mm]: 120; Vers. produced by BEHR; W 78 mm	8MV 376 733-081 Fan Wheel, engine cooling	751
				Ø 750 mm; Number of Fan Blades: 8; Outer Width [mm]: 85; Vers. produced by BEHR; W 78 mm	8MV 376 733-231 Fan Wheel, engine cooling	753
				Manufacturer Restriction: für Sachs Kupplung; Vers. produced by BEHR	8MV 376 756-081 Fan Wheel, engine cooling	754
Manufacturer Restriction: für Behr Kupplung; Vers. produced by BEHR	8MV 376 757-101 Fan Wheel, engine cooling	754				
Bore Ø [mm]: 200; Depth [mm]: 103; Ø 236 mm; Number of mounting bores: 6	8MV 376 758-451 Clutch, radiator fan	746				
2040 S	290 kW		04/96→10/02	Fully Automatic; Capacity [Litre]: 12,2; Black; Depth [mm]: 444; L 566 mm; Vehicle Trim Level: Fahrerhaus Standart; Vers. langer Füllstutzen / Vers. produced by BEHR; W 289 mm	8MA 376 705-081 Expansion Tank, coolant	778
				Depth [mm]: 42; L 817 mm; Manual Transmission / Automatic Transmission; for vehicles with/without air conditioning; Vers. produced by BEHR; W 808 mm	8MK 376 721-211 Radiator, engine cooling	763
				Manual Transmission / Automatic Transmission; Vehicle Trim Level: SA 517237/02/03/06; →199177; for vehicles with/without air conditioning; Depth [mm]: 42; L 902 mm; Vers. produced by BEHR; W 808 mm	8MK 376 721-221 Radiator, engine cooling	763
				Manual Transmission / Automatic Transmission; Vehicle Trim Level: SA 517237/04/05; for vehicles with/without air conditioning; Depth [mm]: 40; L 952 mm; Vers. produced by BEHR; W 808 mm	8MK 376 721-231 Radiator, engine cooling	764
				Manual Transmission / Automatic Transmission; Vehicle Trim Level: 517237/15/16/17/18 / 20/21/22/23/28/29; for vehicles with/without air conditioning; Depth [mm]: 42; L 1,015 mm; Vers. produced by BEHR; W 808 mm	8MK 376 721-491 Radiator, engine cooling	768
				Depth [mm]: 52; L 1,015 mm; W 810 mm	8MK 376 737-121 Radiator, engine cooling	771
				Depth [mm]: 52; L 1,015 mm; Vers. produced by BEHR; W 808 mm	8MK 376 756-151 Radiator, engine cooling	772

Manufacturer - Model	Power	Displ.	Year of Constr.	Remark	Part Number	Page
MERCEDES-BENZ - ACTROS						04/96→
2040 S	290 kW		04/96→10/02	Depth [mm]: 57; L 1,013 mm; Vers. produced by AKG; W 812 mm	8MK 376 765-181 Radiator, engine cooling	773
				Ø 233 mm; Thermic; to RPM: →1,800; Vers. produced by BEHR	8MV 376 730-061 Clutch, radiator fan	743
				Broad version: 1; Ø 750 mm; Number of Fan Blades: 8; Outer Width [mm]: 120; Vers. produced by BEHR; W 78 mm	8MV 376 733-081 Fan Wheel, engine cooling	751
				Ø 750 mm; Number of Fan Blades: 8; Outer Width [mm]: 85; Vers. produced by BEHR; W 78 mm	8MV 376 733-231 Fan Wheel, engine cooling	753
				Manufacturer Restriction: für Sachs Kupplung; Vers. produced by BEHR	8MV 376 756-081 Fan Wheel, engine cooling	754
				Bore Ø [mm]: 200; Depth [mm]: 103; Ø 236 mm; Number of mounting bores: 6	8MV 376 758-451 Clutch, radiator fan	746
2043 AS	315 kW		04/96→10/02	Fully Automatic ; Capacity [Litre]: 12,2; Black; Depth [mm]: 444; L 566 mm; Vehicle Trim Level: Fahrerhaus Standart; Vers. langer Füllstutzen / Vers. produced by BEHR; W 289 mm	8MA 376 705-081 Expansion Tank, coolant	778
				Manual Transmission / Automatic Transmission ; Vehicle Trim Level: SA 517237/02/03/06; →199177; for vehicles with/without air conditioning; Depth [mm]: 42; L 902 mm; Vers. produced by BEHR; W 808 mm	8MK 376 721-221 Radiator, engine cooling	763
				Broad version: 1; Ø 750 mm; Number of Fan Blades: 8; Outer Width [mm]: 120; Vers. produced by BEHR; W 78 mm	8MV 376 733-081 Fan Wheel, engine cooling	751
				Ø 750 mm; Number of Fan Blades: 8; Outer Width [mm]: 85; Vers. produced by BEHR; W 78 mm	8MV 376 733-231 Fan Wheel, engine cooling	753
				Manufacturer Restriction: für Sachs Kupplung; Vers. produced by BEHR	8MV 376 756-081 Fan Wheel, engine cooling	754
				Bore Ø [mm]: 200; Depth [mm]: 103; Ø 236 mm; Number of mounting bores: 6	8MV 376 758-451 Clutch, radiator fan	746
2048 AS	350 kW		04/96→10/02	Fully Automatic ; Capacity [Litre]: 12,2; Black; Depth [mm]: 444; L 566 mm; Vehicle Trim Level: Fahrerhaus Standart; Vers. langer Füllstutzen / Vers. produced by BEHR; W 289 mm	8MA 376 705-081 Expansion Tank, coolant	778
				Manual Transmission / Automatic Transmission ; Vehicle Trim Level: SA 517237/02/03/06; →199177; for vehicles with/without air conditioning; Depth [mm]: 42; L 902 mm; Vers. produced by BEHR; W 808 mm	8MK 376 721-221 Radiator, engine cooling	763
				Ø 233 mm; Thermic; to RPM: →1,800; Vers. produced by BEHR	8MV 376 730-061 Clutch, radiator fan	743
				Broad version: 1; Ø 750 mm; Number of Fan Blades: 8; Outer Width [mm]: 120; Vers. produced by BEHR; W 78 mm	8MV 376 733-081 Fan Wheel, engine cooling	751
				Ø 750 mm; Number of Fan Blades: 8; Outer Width [mm]: 85; Vers. produced by BEHR; W 78 mm	8MV 376 733-231 Fan Wheel, engine cooling	753
				Ø 750 mm; Number of Fan Blades: 8; Vers. produced by BEHR	8MV 376 733-261 Fan Wheel, engine cooling	753
Bore Ø [mm]: 200; Depth [mm]: 103; Ø 236 mm; Number of mounting bores: 6	8MV 376 758-451 Clutch, radiator fan	746				
2053 S	390 kW		04/96→10/02	Fully Automatic ; Capacity [Litre]: 12,2; Black; Depth [mm]: 444; L 566 mm; Vehicle Trim Level: Fahrerhaus Standart; Vers. langer Füllstutzen / Vers. produced by BEHR; W 289 mm	8MA 376 705-081 Expansion Tank, coolant	778
				Depth [mm]: 42; L 817 mm; Manual Transmission / Automatic Transmission; for vehicles with/without air conditioning; Vers. produced by BEHR; W 808 mm	8MK 376 721-211 Radiator, engine cooling	763
				Manual Transmission / Automatic Transmission ; Vehicle Trim Level: SA 517237/02/03/06; →199177; for vehicles with/without air conditioning; Depth [mm]: 42; L 902 mm; Vers. produced by BEHR; W 808 mm	8MK 376 721-221 Radiator, engine cooling	763
				Manual Transmission / Automatic Transmission ; Vehicle Trim Level: 517237/15/16/17/18/ / 20/21/22/23/28/29; for vehicles with/without air conditioning; Depth [mm]: 42; L 1,015 mm; Vers. produced by BEHR; W 808 mm	8MK 376 721-491 Radiator, engine cooling	768
				Depth [mm]: 52; L 1,015 mm; W 810 mm	8MK 376 737-121 Radiator, engine cooling	771
				Depth [mm]: 52; L 1,015 mm; Vers. produced by BEHR; W 808 mm	8MK 376 756-151 Radiator, engine cooling	772
				Depth [mm]: 57; L 1,013 mm; Vers. produced by AKG; W 812 mm	8MK 376 765-181 Radiator, engine cooling	773
				Ø 233 mm; Thermic; Vers. produced by BEHR	8MV 376 728-381 Clutch, radiator fan	742
				Broad version: 1; Ø 750 mm; Number of Fan Blades: 8; Outer Width [mm]: 120; Vers. produced by BEHR; W 78 mm	8MV 376 733-081 Fan Wheel, engine cooling	751

Manufacturer - Model	Power	Displ.	Year of Constr.	Remark	Part Number	Page	
MERCEDES-BENZ - ACTROS						04/96→	
2053 S	390 kW		04/96→10/02	Ø 750 mm; Number of Fan Blades: 8; Outer Width [mm]: 85; Vers. produced by BEHR; W 78 mm	8MV 376 733-231 Fan Wheel, engine cooling	753	
				Manufacturer Restriction: für Behr Kupplung; Vers. produced by BEHR	8MV 376 757-101 Fan Wheel, engine cooling	754	
				Bore Ø [mm]: 200; Depth [mm]: 103; Ø 236 mm; Number of mounting bores: 6	8MV 376 758-451 Clutch, radiator fan	746	
2531, 2531 L 2631, 2631 L 3331	230 kW		09/96→10/02	Fully Automatic ; Capacity [Litre]: 12,2; Black; Depth [mm]: 444; L 566 mm; Vehicle Trim Level: Fahrerhaus Standart; Vers. langer Füllstutzen / Vers. produced by BEHR; W 289 mm	8MA 376 705-081 Expansion Tank, coolant	778	
					8MA 376 705-091 Expansion Tank, coolant	779	
	230 kW		04/96→10/02	Depth [mm]: 42; L 817 mm; Manual Transmission / Automatic Transmission; for vehicles with/without air conditioning; Vers. produced by BEHR; W 808 mm	8MK 376 721-211 Radiator, engine cooling	763	
					8MK 376 721-221 Radiator, engine cooling	763	
	230 kW		04/97→10/02	Manual Transmission / Automatic Transmission; Vehicle Trim Level: SA 517237/02/03/06; →199177; for vehicles with/without air conditioning ; Depth [mm]: 42; L 902 mm; Vers. produced by BEHR; W 808 mm	8MK 376 721-231 Radiator, engine cooling	764	
					8MK 376 721-491 Radiator, engine cooling	768	
					Manual Transmission / Automatic Transmission; Vehicle Trim Level: SA 517237/04/05; for vehicles with/without air conditioning ; Depth [mm]: 40; L 952 mm; Vers. produced by BEHR; W 808 mm	8MK 376 721-231 Radiator, engine cooling	764
					Manual Transmission / Automatic Transmission; Vehicle Trim Level: 517237/15/16/17/18/ / 20/21/22/23/28/29; for vehicles with/without air conditioning ; Depth [mm]: 42; L 1,015 mm; Vers. produced by BEHR; W 808 mm	8MK 376 721-491 Radiator, engine cooling	768
					Ø 233 mm; Thermic; to RPM: →1,800; Vers. produced by BEHR	8MV 376 730-061 Clutch, radiator fan	743
					Broad version: 1; Ø 750 mm; Number of Fan Blades: 8; Outer Width [mm]: 120; Vers. produced by BEHR; W 78 mm	8MV 376 733-081 Fan Wheel, engine cooling	751
					Ø 750 mm; Number of Fan Blades: 8; Outer Width [mm]: 85; Vers. produced by BEHR; W 78 mm	8MV 376 733-231 Fan Wheel, engine cooling	753
					Ø 750 mm; Number of Fan Blades: 8; Vers. produced by BEHR	8MV 376 733-261 Fan Wheel, engine cooling	753
					Manufacturer Restriction: für Sachs Kupplung; Vers. produced by BEHR	8MV 376 756-081 Fan Wheel, engine cooling	754
Manufacturer Restriction: für Behr Kupplung; Vers. produced by BEHR					8MV 376 757-101 Fan Wheel, engine cooling	754	
Bore Ø [mm]: 200; Depth [mm]: 103; Ø 236 mm; Number of mounting bores: 6					8MV 376 758-451 Clutch, radiator fan	746	
2531 LS					230 kW		09/96→10/02
	Depth [mm]: 42; L 817 mm; Manual Transmission / Automatic Transmission; for vehicles with/without air conditioning; Vers. produced by BEHR; W 808 mm	8MK 376 721-211 Radiator, engine cooling	763				
	Manual Transmission / Automatic Transmission; Vehicle Trim Level: SA 517237/02/03/06; →199177; for vehicles with/without air conditioning ; Depth [mm]: 42; L 902 mm; Vers. produced by BEHR; W 808 mm	8MK 376 721-221 Radiator, engine cooling	763				
	Manual Transmission / Automatic Transmission; Vehicle Trim Level: SA 517237/04/05; for vehicles with/without air conditioning ; Depth [mm]: 40; L 952 mm; Vers. produced by BEHR; W 808 mm	8MK 376 721-231 Radiator, engine cooling	764				
	Manual Transmission / Automatic Transmission; Vehicle Trim Level: 517237/15/16/17/18/ / 20/21/22/23/28/29; for vehicles with/without air conditioning ; Depth [mm]: 42; L 1,015 mm; Vers. produced by BEHR; W 808 mm	8MK 376 721-491 Radiator, engine cooling	768				
	Depth [mm]: 52; L 1,015 mm; Vers. produced by BEHR; W 808 mm	8MK 376 756-151 Radiator, engine cooling	772				
	Ø 233 mm; Thermic; to RPM: →1,800; Vers. produced by BEHR	8MV 376 730-061 Clutch, radiator fan	743				
	Broad version: 1; Ø 750 mm; Number of Fan Blades: 8; Outer Width [mm]: 120; Vers. produced by BEHR; W 78 mm	8MV 376 733-081 Fan Wheel, engine cooling	751				
	Ø 750 mm; Number of Fan Blades: 8; Outer Width [mm]: 85; Vers. produced by BEHR; W 78 mm	8MV 376 733-231 Fan Wheel, engine cooling	753				
	Ø 750 mm; Number of Fan Blades: 8; Vers. produced by BEHR	8MV 376 733-261 Fan Wheel, engine cooling	753				

Manufacturer - Model	Power	Displ.	Year of Constr.	Remark	Part Number	Page
MERCEDES-BENZ - ACTROS						04/96→
2531 LS	230 kW		09/96→10/02	Manufacturer Restriction: für Sachs Kupplung; Vers. produced by BEHR	8MV 376 756-081 Fan Wheel, engine cooling	754
				Manufacturer Restriction: für Behr Kupplung; Vers. produced by BEHR	8MV 376 757-101 Fan Wheel, engine cooling	754
				Bore Ø [mm]: 200; Depth [mm]: 103; Ø 236 mm; Number of mounting bores: 6	8MV 376 758-451 Clutch, radiator fan	746
2535 L	260 kW		09/96→10/02	Fully Automatic ; Capacity [Litre]: 12.2; Black; Depth [mm]: 444; L 566 mm; Vehicle Trim Level: Fahrerhaus hoch; Vers. Füllstützen kurz / Vers. produced by BEHR; W 289 mm	8MA 376 705-091 Expansion Tank, coolant	779
				Depth [mm]: 42; L 817 mm; Manual Transmission / Automatic Transmission; for vehicles with/without air conditioning; Vers. produced by BEHR; W 808 mm	8MK 376 721-211 Radiator, engine cooling	763
				Manual Transmission / Automatic Transmission; Vehicle Trim Level: SA 517237/02/03/06; →199177; for vehicles with/without air conditioning; Depth [mm]: 42; L 902 mm; Vers. produced by BEHR; W 808 mm	8MK 376 721-221 Radiator, engine cooling	763
				Manual Transmission / Automatic Transmission; Vehicle Trim Level: SA 517237/04/05; for vehicles with/without air conditioning; Depth [mm]: 40; L 952 mm; Vers. produced by BEHR; W 808 mm	8MK 376 721-231 Radiator, engine cooling	764
				Manual Transmission / Automatic Transmission; Vehicle Trim Level: 517237/15/16/17/18/ / 20/21/22/23/28/29; for vehicles with/without air conditioning; Depth [mm]: 42; L 1,015 mm; Vers. produced by BEHR; W 808 mm	8MK 376 721-491 Radiator, engine cooling	768
				Ø 233 mm; Thermic; to RPM: →1,800; Vers. produced by BEHR	8MV 376 730-061 Clutch, radiator fan	743
				Broad version: 1; Ø 750 mm; Number of Fan Blades: 8; Outer Width [mm]: 120; Vers. produced by BEHR; W 78 mm	8MV 376 733-081 Fan Wheel, engine cooling	751
				Ø 750 mm; Number of Fan Blades: 8; Outer Width [mm]: 85; Vers. produced by BEHR; W 78 mm	8MV 376 733-231 Fan Wheel, engine cooling	753
				Ø 750 mm; Number of Fan Blades: 8; Vers. produced by BEHR	8MV 376 733-261 Fan Wheel, engine cooling	753
				Manufacturer Restriction: für Sachs Kupplung; Vers. produced by BEHR	8MV 376 756-081 Fan Wheel, engine cooling	754
				Bore Ø [mm]: 200; Depth [mm]: 103; Ø 236 mm; Number of mounting bores: 6	8MV 376 758-451 Clutch, radiator fan	746
2535 LS 2640 S, 2640 LS	260 kW 290 kW		09/96→10/02 09/96→10/02	Fully Automatic ; Capacity [Litre]: 12.2; Black; Depth [mm]: 444; L 566 mm; Vehicle Trim Level: Fahrerhaus Standart; Vers. langer Füllstützen / Vers. produced by BEHR; W 289 mm	8MA 376 705-081 Expansion Tank, coolant	778
				Depth [mm]: 42; L 817 mm; Manual Transmission / Automatic Transmission; for vehicles with/without air conditioning; Vers. produced by BEHR; W 808 mm	8MK 376 721-211 Radiator, engine cooling	763
				Manual Transmission / Automatic Transmission; Vehicle Trim Level: SA 517237/02/03/06; →199177; for vehicles with/without air conditioning; Depth [mm]: 42; L 902 mm; Vers. produced by BEHR; W 808 mm	8MK 376 721-221 Radiator, engine cooling	763
				Manual Transmission / Automatic Transmission; Vehicle Trim Level: SA 517237/04/05; for vehicles with/without air conditioning; Depth [mm]: 40; L 952 mm; Vers. produced by BEHR; W 808 mm	8MK 376 721-231 Radiator, engine cooling	764
				Manual Transmission / Automatic Transmission; Vehicle Trim Level: 517237/15/16/17/18/ / 20/21/22/23/28/29; for vehicles with/without air conditioning; Depth [mm]: 42; L 1,015 mm; Vers. produced by BEHR; W 808 mm	8MK 376 721-491 Radiator, engine cooling	768
				Depth [mm]: 52; L 1,015 mm; Vers. produced by BEHR; W 808 mm	8MK 376 756-151 Radiator, engine cooling	772
				Ø 233 mm; Thermic; to RPM: →1,800; Vers. produced by BEHR	8MV 376 730-061 Clutch, radiator fan	743
				Broad version: 1; Ø 750 mm; Number of Fan Blades: 8; Outer Width [mm]: 120; Vers. produced by BEHR; W 78 mm	8MV 376 733-081 Fan Wheel, engine cooling	751
				Ø 750 mm; Number of Fan Blades: 8; Outer Width [mm]: 85; Vers. produced by BEHR; W 78 mm	8MV 376 733-231 Fan Wheel, engine cooling	753
				Ø 750 mm; Number of Fan Blades: 8; Vers. produced by BEHR	8MV 376 733-261 Fan Wheel, engine cooling	753
				Manufacturer Restriction: für Sachs Kupplung; Vers. produced by BEHR	8MV 376 756-081 Fan Wheel, engine cooling	754
Bore Ø [mm]: 200; Depth [mm]: 103; Ø 236 mm; Number of mounting bores: 6	8MV 376 758-451 Clutch, radiator fan	746				




Manufacturer - Model	Power	Displ.	Year of Constr.	Remark	Part Number	Page				
MERCEDES-BENZ - ACTROS						04/96→				
2540 LS	290 kW		09/96→10/02	Fully Automatic ; Capacity [Litre]: 12,2; Black; Depth [mm]: 444; L 566 mm; Vehicle Trim Level: Fahrerhaus Standard; Vers. langer Füllstutzen / Vers. produced by BEHR; W 289 mm	8MA 376 705-081 Expansion Tank, coolant	778				
				Depth [mm]: 42; L 817 mm; Manual Transmission / Automatic Transmission; for vehicles with/without air conditioning; Vers. produced by BEHR; W 808 mm	8MK 376 721-211 Radiator, engine cooling	763				
				Manual Transmission / Automatic Transmission ; Vehicle Trim Level: SA 517237/02/03/06; →199177; for vehicles with/without air conditioning; Depth [mm]: 42; L 902 mm; Vers. produced by BEHR; W 808 mm	8MK 376 721-221 Radiator, engine cooling	763				
				Manual Transmission / Automatic Transmission ; Vehicle Trim Level: SA 517237/04/05; for vehicles with/without air conditioning; Depth [mm]: 40; L 952 mm; Vers. produced by BEHR; W 808 mm	8MK 376 721-231 Radiator, engine cooling	764				
				Manual Transmission / Automatic Transmission ; Vehicle Trim Level: 517237/15/16/17/18 / 20/21/22/23/28/29; for vehicles with/without air conditioning; Depth [mm]: 42; L 1,015 mm; Vers. produced by BEHR; W 808 mm	8MK 376 721-491 Radiator, engine cooling	768				
				Depth [mm]: 52; L 1,015 mm; Vers. produced by BEHR; W 808 mm	8MK 376 756-151 Radiator, engine cooling	772				
				Ø 233 mm; Thermic; to RPM: →1,800; Vers. produced by BEHR	8MV 376 730-061 Clutch, radiator fan	743				
				Broad version: 1; Ø 750 mm; Number of Fan Blades: 8; Outer Width [mm]: 120; Vers. produced by BEHR; W 78 mm	8MV 376 733-081 Fan Wheel, engine cooling	751				
				Ø 750 mm; Number of Fan Blades: 8; Outer Width [mm]: 85; Vers. produced by BEHR; W 78 mm	8MV 376 733-231 Fan Wheel, engine cooling	753				
				Ø 750 mm; Number of Fan Blades: 8; Vers. produced by BEHR	8MV 376 733-261 Fan Wheel, engine cooling	753				
				Manufacturer Restriction: für Sachs Kupplung; Vers. produced by BEHR	8MV 376 756-081 Fan Wheel, engine cooling	754				
				Bore Ø [mm]: 200; Depth [mm]: 103; Ø 236 mm; Number of mounting bores: 6	8MV 376 758-451 Clutch, radiator fan	746				
				2543, 2543 L 3243	315 kW 315 kW		09/96→10/02 04/97→10/02	Fully Automatic ; Capacity [Litre]: 12,2; Black; Depth [mm]: 444; L 566 mm; Vehicle Trim Level: Fahrerhaus Standard; Vers. langer Füllstutzen / Vers. produced by BEHR; W 289 mm	8MA 376 705-081 Expansion Tank, coolant	778
								+ OE 89100002004 / + OE 0005003149 / + OE A0005003149 ; Fully Automatic ; Capacity [Litre]: 12,2; Black; Depth [mm]: 444; L 566 mm; Vehicle Trim Level: Fahrerhaus hoch; Vers. Füllstutzen kurz / Vers. produced by BEHR; W 289 mm	8MA 376 705-091 Expansion Tank, coolant	779
								Depth [mm]: 42; L 817 mm; Manual Transmission / Automatic Transmission; for vehicles with/without air conditioning; Vers. produced by BEHR; W 808 mm	8MK 376 721-211 Radiator, engine cooling	763
Manual Transmission / Automatic Transmission ; Vehicle Trim Level: SA 517237/02/03/06; →199177; for vehicles with/without air conditioning; Depth [mm]: 42; L 902 mm; Vers. produced by BEHR; W 808 mm	8MK 376 721-221 Radiator, engine cooling	763								
Manual Transmission / Automatic Transmission ; Vehicle Trim Level: SA 517237/04/05; for vehicles with/without air conditioning; Depth [mm]: 40; L 952 mm; Vers. produced by BEHR; W 808 mm	8MK 376 721-231 Radiator, engine cooling	764								
Manual Transmission / Automatic Transmission ; Vehicle Trim Level: 517237/15/16/17/18 / 20/21/22/23/28/29; for vehicles with/without air conditioning; Depth [mm]: 42; L 1,015 mm; Vers. produced by BEHR; W 808 mm	8MK 376 721-491 Radiator, engine cooling	768								
Ø 233 mm; Thermic; to RPM: →1,800; Vers. produced by BEHR	8MV 376 730-061 Clutch, radiator fan	743								
Broad version: 1; Ø 750 mm; Number of Fan Blades: 8; Outer Width [mm]: 120; Vers. produced by BEHR; W 78 mm	8MV 376 733-081 Fan Wheel, engine cooling	751								
Ø 750 mm; Number of Fan Blades: 8; Outer Width [mm]: 85; Vers. produced by BEHR; W 78 mm	8MV 376 733-231 Fan Wheel, engine cooling	753								
Ø 750 mm; Number of Fan Blades: 8; Vers. produced by BEHR	8MV 376 733-261 Fan Wheel, engine cooling	753								
Manufacturer Restriction: für Sachs Kupplung; Vers. produced by BEHR	8MV 376 756-081 Fan Wheel, engine cooling	754								
Manufacturer Restriction: für Behr Kupplung; Vers. produced by BEHR	8MV 376 757-101 Fan Wheel, engine cooling	754								
Bore Ø [mm]: 200; Depth [mm]: 103; Ø 236 mm; Number of mounting bores: 6	8MV 376 758-451 Clutch, radiator fan	746								

Manufacturer - Model	Power	Displ.	Year of Constr.	Remark	Part Number	Page
MERCEDES-BENZ - ACTROS						04/96→
2543 LS	315 kW		09/96→10/02	Fully Automatic ; Capacity [Litre]: 12,2; Black; Depth [mm]: 444; L 566 mm; Vehicle Trim Level: Fahrerhaus Standard; Vers. langer Füllstutzen / Vers. produced by BEHR; W 289 mm	8MA 376 705-081 Expansion Tank, coolant	778
				+ OE 89100002004 / + OE 0005003149 / + OE A0005003149; Fully Automatic ; Capacity [Litre]: 12,2; Black; Depth [mm]: 444; L 566 mm; Vehicle Trim Level: Fahrerhaus hoch; Vers. Füllstutzen kurz / Vers. produced by BEHR; W 289 mm	8MA 376 705-091 Expansion Tank, coolant	779
				Depth [mm]: 42; L 817 mm; Manual Transmission / Automatic Transmission; for vehicles with/without air conditioning; Vers. produced by BEHR; W 808 mm	8MK 376 721-211 Radiator, engine cooling	763
				Manual Transmission / Automatic Transmission; Vehicle Trim Level: SA 517237/02/03/06; →199177; for vehicles with/without air conditioning; Depth [mm]: 42; L 902 mm; Vers. produced by BEHR; W 808 mm	8MK 376 721-221 Radiator, engine cooling	763
				Manual Transmission / Automatic Transmission; Vehicle Trim Level: SA 517237/04/05; for vehicles with/without air conditioning; Depth [mm]: 40; L 952 mm; Vers. produced by BEHR; W 808 mm	8MK 376 721-231 Radiator, engine cooling	764
				Manual Transmission / Automatic Transmission; Vehicle Trim Level: 517237/15/16/17/18/ / 20/21/22/23/28/29; for vehicles with/without air conditioning; Depth [mm]: 42; L 1,015 mm; Vers. produced by BEHR; W 808 mm	8MK 376 721-491 Radiator, engine cooling	768
				Depth [mm]: 52; L 1,015 mm; Vers. produced by BEHR; W 808 mm	8MK 376 756-151 Radiator, engine cooling	772
				Ø 233 mm; Thermic; to RPM: →1,800; Vers. produced by BEHR	8MV 376 730-061 Clutch, radiator fan	743
				Broad version: 1; Ø 750 mm; Number of Fan Blades: 8; Outer Width [mm]: 120; Vers. produced by BEHR; W 78 mm	8MV 376 733-081 Fan Wheel, engine cooling	751
				Ø 750 mm; Number of Fan Blades: 8; Outer Width [mm]: 85; Vers. produced by BEHR; W 78 mm	8MV 376 733-231 Fan Wheel, engine cooling	753
				Manufacturer Restriction: für Sachs Kupplung; Vers. produced by BEHR	8MV 376 756-081 Fan Wheel, engine cooling	754
				Manufacturer Restriction: für Behr Kupplung; Vers. produced by BEHR	8MV 376 757-101 Fan Wheel, engine cooling	754
				Bore Ø [mm]: 200; Depth [mm]: 103; Ø 236 mm; Number of mounting bores: 6	8MV 376 758-451 Clutch, radiator fan	746
				2548, 2548 L 2648, 2648 L 3348	350 kW 350 kW 350 kW	
Fully Automatic ; Capacity [Litre]: 12,2; Black; Depth [mm]: 444; L 566 mm; Vehicle Trim Level: Fahrerhaus hoch; Vers. Füllstutzen kurz / Vers. produced by BEHR; W 289 mm	8MA 376 705-091 Expansion Tank, coolant	779				
Depth [mm]: 42; L 817 mm; Manual Transmission / Automatic Transmission; for vehicles with/without air conditioning; Vers. produced by BEHR; W 808 mm	8MK 376 721-211 Radiator, engine cooling	763				
Manual Transmission / Automatic Transmission; Vehicle Trim Level: SA 517237/02/03/06; →199177; for vehicles with/without air conditioning; Depth [mm]: 42; L 902 mm; Vers. produced by BEHR; W 808 mm	8MK 376 721-221 Radiator, engine cooling	763				
Manual Transmission / Automatic Transmission; Vehicle Trim Level: SA 517237/04/05; for vehicles with/without air conditioning; Depth [mm]: 40; L 952 mm; Vers. produced by BEHR; W 808 mm	8MK 376 721-231 Radiator, engine cooling	764				
Manual Transmission / Automatic Transmission; Vehicle Trim Level: 517237/15/16/17/18/ / 20/21/22/23/28/29; for vehicles with/without air conditioning; Depth [mm]: 42; L 1,015 mm; Vers. produced by BEHR; W 808 mm	8MK 376 721-491 Radiator, engine cooling	768				
Ø 233 mm; Thermic; to RPM: →2,375; Vers. produced by BEHR	8MV 376 729-481 Clutch, radiator fan	742				
Ø 233 mm; Thermic; to RPM: →1,800; Vers. produced by BEHR	8MV 376 730-061 Clutch, radiator fan	743				
Broad version: 1; Ø 750 mm; Number of Fan Blades: 8; Outer Width [mm]: 120; Vers. produced by BEHR; W 78 mm	8MV 376 733-081 Fan Wheel, engine cooling	751				
Ø 750 mm; Number of Fan Blades: 8; Outer Width [mm]: 85; Vers. produced by BEHR; W 78 mm	8MV 376 733-231 Fan Wheel, engine cooling	753				
Ø 750 mm; Number of Fan Blades: 8; Vers. produced by BEHR	8MV 376 733-261 Fan Wheel, engine cooling	753				
Manufacturer Restriction: für Behr Kupplung; Vers. produced by BEHR	8MV 376 757-101 Fan Wheel, engine cooling	754				

Manufacturer - Model	Power	Displ.	Year of Constr.	Remark	Part Number	Page
MERCEDES-BENZ - ACTROS						04/96→
2548, 2548 L	350 kW		09/96→10/02	Bore Ø [mm]: 200; Depth [mm]: 103; Ø 236 mm; Number of mounting bores: 6	8MV 376 758-451 Clutch, radiator fan	746
2648, 2648 L	350 kW		04/96→10/02	Fully Automatic ; Capacity [Litre]: 12,2; Black; Depth [mm]: 444; L 566 mm; Vehicle Trim Level: Fahrerhaus Standart; Vers. langer Füllstutzen / Vers. produced by BEHR; W 289 mm	8MA 376 705-081 Expansion Tank, coolant	778
3348	350 kW		04/97→10/02			
2548 LS	350 kW		09/96→10/02	Depth [mm]: 42; L 817 mm; Manual Transmission / Automatic Transmission; for vehicles with/without air conditioning; Vers. produced by BEHR; W 808 mm	8MK 376 721-211 Radiator, engine cooling	763
2648 S, 2648 LS	350 kW		09/96→10/02			
				Manual Transmission / Automatic Transmission; Vehicle Trim Level: SA 517237/02/03/06; →199177; for vehicles with/without air conditioning ; Depth [mm]: 42; L 902 mm; Vers. produced by BEHR; W 808 mm	8MK 376 721-221 Radiator, engine cooling	763
				Manual Transmission / Automatic Transmission; Vehicle Trim Level: SA 517237/04/05; for vehicles with/without air conditioning ; Depth [mm]: 40; L 952 mm; Vers. produced by BEHR; W 808 mm	8MK 376 721-231 Radiator, engine cooling	764
				Manual Transmission / Automatic Transmission; Vehicle Trim Level: 517237/15/16/17/18/ / 20/21/22/23/28/29; for vehicles with/without air conditioning ; Depth [mm]: 42; L 1,015 mm; Vers. produced by BEHR; W 808 mm	8MK 376 721-491 Radiator, engine cooling	768
				Depth [mm]: 52; L 1,015 mm; Vers. produced by BEHR; W 808 mm	8MK 376 756-151 Radiator, engine cooling	772
				Ø 233 mm; Thermic; to RPM: →2,375; Vers. produced by BEHR	8MV 376 729-481 Clutch, radiator fan	742
				Ø 233 mm; Thermic; to RPM: →1,800; Vers. produced by BEHR	8MV 376 730-061 Clutch, radiator fan	743
				Broad version: 1; Ø 750 mm; Number of Fan Blades: 8; Outer Width [mm]: 120; Vers. produced by BEHR; W 78 mm	8MV 376 733-081 Fan Wheel, engine cooling	751
				Ø 750 mm; Number of Fan Blades: 8; Outer Width [mm]: 85; Vers. produced by BEHR; W 78 mm	8MV 376 733-231 Fan Wheel, engine cooling	753
				Ø 750 mm; Number of Fan Blades: 8; Vers. produced by BEHR	8MV 376 733-261 Fan Wheel, engine cooling	753
				Manufacturer Restriction: für Behr Kupplung; Vers. produced by BEHR	8MV 376 757-101 Fan Wheel, engine cooling	754
				Bore Ø [mm]: 200; Depth [mm]: 103; Ø 236 mm; Number of mounting bores: 6	8MV 376 758-451 Clutch, radiator fan	746
2553, 2553 L	390 kW		09/96→10/02	Fully Automatic ; Capacity [Litre]: 12,2; Black; Depth [mm]: 444; L 566 mm; Vehicle Trim Level: Fahrerhaus Standart; Vers. langer Füllstutzen / Vers. produced by BEHR; W 289 mm	8MA 376 705-081 Expansion Tank, coolant	778
				Fully Automatic ; Capacity [Litre]: 12,2; Black; Depth [mm]: 444; L 566 mm; Vehicle Trim Level: Fahrerhaus hoch; Vers. Füllstutzen kurz / Vers. produced by BEHR; W 289 mm	8MA 376 705-091 Expansion Tank, coolant	779
				Depth [mm]: 42; L 817 mm; Manual Transmission / Automatic Transmission; for vehicles with/without air conditioning; Vers. produced by BEHR; W 808 mm	8MK 376 721-211 Radiator, engine cooling	763
				Manual Transmission / Automatic Transmission; Vehicle Trim Level: SA 517237/02/03/06; →199177; for vehicles with/without air conditioning ; Depth [mm]: 42; L 902 mm; Vers. produced by BEHR; W 808 mm	8MK 376 721-221 Radiator, engine cooling	763
				Manual Transmission / Automatic Transmission; Vehicle Trim Level: SA 517237/04/05; for vehicles with/without air conditioning ; Depth [mm]: 40; L 952 mm; Vers. produced by BEHR; W 808 mm	8MK 376 721-231 Radiator, engine cooling	764
				Manual Transmission / Automatic Transmission; Vehicle Trim Level: 517237/15/16/17/18/ / 20/21/22/23/28/29; for vehicles with/without air conditioning ; Depth [mm]: 42; L 1,015 mm; Vers. produced by BEHR; W 808 mm	8MK 376 721-491 Radiator, engine cooling	768
				Ø 233 mm; Thermic; Vers. produced by BEHR	8MV 376 728-381 Clutch, radiator fan	742
				Broad version: 1; Ø 750 mm; Number of Fan Blades: 8; Outer Width [mm]: 120; Vers. produced by BEHR; W 78 mm	8MV 376 733-081 Fan Wheel, engine cooling	751
				Ø 750 mm; Number of Fan Blades: 8; Outer Width [mm]: 85; Vers. produced by BEHR; W 78 mm	8MV 376 733-231 Fan Wheel, engine cooling	753
				Ø 750 mm; Number of Fan Blades: 8; Vers. produced by BEHR	8MV 376 733-261 Fan Wheel, engine cooling	753
				Manufacturer Restriction: für Behr Kupplung; Vers. produced by BEHR	8MV 376 757-101 Fan Wheel, engine cooling	754
				Bore Ø [mm]: 200; Depth [mm]: 103; Ø 236 mm; Number of mounting bores: 6	8MV 376 758-451 Clutch, radiator fan	746

Manufacturer - Model	Power	Displ.	Year of Constr.	Remark	Part Number	Page				
MERCEDES-BENZ - ACTROS						04/96→				
2553 LS	390 kW		09/96→10/02	Fully Automatic ; Capacity [Litre]: 12,2; Black; Depth [mm]: 444; L 566 mm; Vehicle Trim Level: Fahrerhaus Standard; Vers. langer Füllstutzen / Vers. produced by BEHR; W 289 mm	8MA 376 705-081 Expansion Tank, coolant	778				
				+ OE 89100002004 / + OE 0005003149 / + OE A0005003149; Fully Automatic ; Capacity [Litre]: 12,2; Black; Depth [mm]: 444; L 566 mm; Vehicle Trim Level: Fahrerhaus hoch; Vers. Füllstutzen kurz / Vers. produced by BEHR; W 289 mm	8MA 376 705-091 Expansion Tank, coolant	779				
				Depth [mm]: 42; L 817 mm; Manual Transmission / Automatic Transmission; for vehicles with/without air conditioning; Vers. produced by BEHR; W 808 mm	8MK 376 721-211 Radiator, engine cooling	763				
				Manual Transmission / Automatic Transmission; Vehicle Trim Level: SA 517237/02/03/06; →199177; for vehicles with/without air conditioning; Depth [mm]: 42; L 902 mm; Vers. produced by BEHR; W 808 mm	8MK 376 721-221 Radiator, engine cooling	763				
				Manual Transmission / Automatic Transmission; Vehicle Trim Level: SA 517237/04/05; for vehicles with/without air conditioning; Depth [mm]: 40; L 952 mm; Vers. produced by BEHR; W 808 mm	8MK 376 721-231 Radiator, engine cooling	764				
				Manual Transmission / Automatic Transmission; Vehicle Trim Level: 517237/15/16/17/18/ / 20/21/22/23/28/29; for vehicles with/without air conditioning; Depth [mm]: 42; L 1,015 mm; Vers. produced by BEHR; W 808 mm	8MK 376 721-491 Radiator, engine cooling	768				
				Depth [mm]: 52; L 1,015 mm; Vers. produced by BEHR; W 808 mm	8MK 376 756-151 Radiator, engine cooling	772				
				Ø 233 mm; Thermic; Vers. produced by BEHR	8MV 376 728-381 Clutch, radiator fan	742				
				Broad version: 1; Ø 750 mm; Number of Fan Blades: 8; Outer Width [mm]: 120; Vers. produced by BEHR; W 78 mm	8MV 376 733-081 Fan Wheel, engine cooling	751				
				Ø 750 mm; Number of Fan Blades: 8; Outer Width [mm]: 85; Vers. produced by BEHR; W 78 mm	8MV 376 733-231 Fan Wheel, engine cooling	753				
				Ø 750 mm; Number of Fan Blades: 8; Vers. produced by BEHR	8MV 376 733-261 Fan Wheel, engine cooling	753				
				Manufacturer Restriction: für Behr Kupplung; Vers. produced by BEHR	8MV 376 757-101 Fan Wheel, engine cooling	754				
				Bore Ø [mm]: 200; Depth [mm]: 103; Ø 236 mm; Number of mounting bores: 6	8MV 376 758-451 Clutch, radiator fan	746				
								8MA 376 705-081 Expansion Tank, coolant	778	
				2557 L	420 kW		09/96→10/02	Fully Automatic ; Capacity [Litre]: 12,2; Black; Depth [mm]: 444; L 566 mm; Vehicle Trim Level: Fahrerhaus Standard; Vers. langer Füllstutzen / Vers. produced by BEHR; W 289 mm	8MA 376 705-081 Expansion Tank, coolant	778
								Fully Automatic ; Capacity [Litre]: 12,2; Black; Depth [mm]: 444; L 566 mm; Vehicle Trim Level: Fahrerhaus hoch; Vers. Füllstutzen kurz / Vers. produced by BEHR; W 289 mm	8MA 376 705-091 Expansion Tank, coolant	779
								Depth [mm]: 42; L 817 mm; Manual Transmission / Automatic Transmission; for vehicles with/without air conditioning; Vers. produced by BEHR; W 808 mm	8MK 376 721-211 Radiator, engine cooling	763
Manual Transmission / Automatic Transmission; Vehicle Trim Level: SA 517237/02/03/06; →199177; for vehicles with/without air conditioning; Depth [mm]: 42; L 902 mm; Vers. produced by BEHR; W 808 mm	8MK 376 721-221 Radiator, engine cooling	763								
Manual Transmission / Automatic Transmission; Vehicle Trim Level: SA 517237/04/05; for vehicles with/without air conditioning; Depth [mm]: 40; L 952 mm; Vers. produced by BEHR; W 808 mm	8MK 376 721-231 Radiator, engine cooling	764								
Manual Transmission / Automatic Transmission; Vehicle Trim Level: 517237/15/16/17/18/ / 20/21/22/23/28/29; for vehicles with/without air conditioning; Depth [mm]: 42; L 1,015 mm; Vers. produced by BEHR; W 808 mm	8MK 376 721-491 Radiator, engine cooling	768								
Ø 233 mm; Thermic; Vers. produced by BEHR	8MV 376 728-381 Clutch, radiator fan	742								
Broad version: 1; Ø 750 mm; Number of Fan Blades: 8; Outer Width [mm]: 120; Vers. produced by BEHR; W 78 mm	8MV 376 733-081 Fan Wheel, engine cooling	751								
Ø 750 mm; Number of Fan Blades: 8; Outer Width [mm]: 85; Vers. produced by BEHR; W 78 mm	8MV 376 733-231 Fan Wheel, engine cooling	753								
Ø 750 mm; Number of Fan Blades: 8; Vers. produced by BEHR	8MV 376 733-261 Fan Wheel, engine cooling	753								
Bore Ø [mm]: 200; Depth [mm]: 103; Ø 236 mm; Number of mounting bores: 6	8MV 376 758-451 Clutch, radiator fan	746								

Manufacturer - Model	Power	Displ.	Year of Constr.	Remark	Part Number	Page	
MERCEDES-BENZ - ACTROS						04/96→	
2635 B	260 kW		04/97→10/02	Fully Automatic ; Capacity [Litre]: 12,2; Black; Depth [mm]: 444; L 566 mm; Vehicle Trim Level: Fahrerhaus Standard; Vers. langer Füllstutzen / Vers. produced by BEHR; W 289 mm	8MA 376 705-081	778	
2640 B	290 kW		04/97→10/02		Expansion Tank, coolant		
3240 B	290 kW		04/97→10/02		Depth [mm]: 42; L 817 mm; Manual Transmission / Automatic Transmission; for vehicles with/without air conditioning; Vers. produced by BEHR; W 808 mm	8MK 376 721-211	763
3340 B	290 kW		04/97→10/02			Radiator, engine cooling	
4140 B	290 kW		04/97→10/02		Manual Transmission / Automatic Transmission ; Vehicle Trim Level: SA 517237/02/03/06; →199177; for vehicles with/without air conditioning; Depth [mm]: 42; L 902 mm; Vers. produced by BEHR; W 808 mm	8MK 376 721-221	763
						Radiator, engine cooling	
					Manual Transmission / Automatic Transmission ; Vehicle Trim Level: 517237/15/16/17/18 / 20/21/22/23/28/29; for vehicles with/without air conditioning; Depth [mm]: 42; L 1,015 mm; Vers. produced by BEHR; W 808 mm	8MK 376 721-491	768
						Radiator, engine cooling	
					Ø 233 mm; Thermic; to RPM: →1,800; Vers. produced by BEHR	8MV 376 730-061	743
					Broad version: 1; Ø 750 mm; Number of Fan Blades: 8; Outer Width [mm]: 120; Vers. produced by BEHR; W 78 mm	8MV 376 733-081 Fan	751
					Wheel, engine cooling		
					Ø 750 mm; Number of Fan Blades: 8; Outer Width [mm]: 85; Vers. produced by BEHR; W 78 mm	8MV 376 733-231 Fan	753
					Wheel, engine cooling		
				Ø 750 mm; Number of Fan Blades: 8; Vers. produced by BEHR	8MV 376 733-261 Fan	753	
				Wheel, engine cooling			
				Manufacturer Restriction: für Sachs Kupplung; Vers. produced by BEHR	8MV 376 756-081 Fan	754	
				Wheel, engine cooling			
				Bore Ø [mm]: 200; Depth [mm]: 103; Ø 236 mm; Number of mounting bores: 6	8MV 376 758-451	746	
				Clutch, radiator fan			
2635 K, 2635 LK	260 kW		04/97→10/02	Fully Automatic ; Capacity [Litre]: 12,2; Black; Depth [mm]: 444; L 566 mm; Vehicle Trim Level: Fahrerhaus Standard; Vers. langer Füllstutzen / Vers. produced by BEHR; W 289 mm	8MA 376 705-081	778	
2640 K, 2640 LK	290 kW		04/97→10/02		Expansion Tank, coolant		
3335 K	260 kW		04/97→10/02		Depth [mm]: 42; L 817 mm; Manual Transmission / Automatic Transmission; for vehicles with/without air conditioning; Vers. produced by BEHR; W 808 mm	8MK 376 721-211	763
3340 K	290 kW		04/97→10/02			Radiator, engine cooling	
					Manual Transmission / Automatic Transmission ; Vehicle Trim Level: SA 517237/02/03/06; →199177; for vehicles with/without air conditioning; Depth [mm]: 42; L 902 mm; Vers. produced by BEHR; W 808 mm	8MK 376 721-221	763
						Radiator, engine cooling	
					Manual Transmission / Automatic Transmission ; Vehicle Trim Level: SA 517237/04/05; for vehicles with/without air conditioning; Depth [mm]: 40; L 952 mm; Vers. produced by BEHR; W 808 mm	8MK 376 721-231	764
						Radiator, engine cooling	
					Manual Transmission / Automatic Transmission ; Vehicle Trim Level: 517237/15/17/28/29; for vehicles with/without air conditioning; Depth [mm]: 42; L 1,015 mm; Vers. produced by BEHR; W 808 mm	8MK 376 721-491	768
						Radiator, engine cooling	
					Ø 233 mm; Thermic; to RPM: →1,800; Vers. produced by BEHR	8MV 376 730-061	743
					Broad version: 1; Ø 750 mm; Number of Fan Blades: 8; Outer Width [mm]: 120; Vers. produced by BEHR; W 78 mm	8MV 376 733-081 Fan	751
					Wheel, engine cooling		
				Ø 750 mm; Number of Fan Blades: 8; Outer Width [mm]: 85; Vers. produced by BEHR; W 78 mm	8MV 376 733-231 Fan	753	
				Wheel, engine cooling			
				Ø 750 mm; Number of Fan Blades: 8; Vers. produced by BEHR	8MV 376 733-261 Fan	753	
				Wheel, engine cooling			
				Manufacturer Restriction: für Sachs Kupplung; Vers. produced by BEHR	8MV 376 756-081 Fan	754	
				Wheel, engine cooling			
				Bore Ø [mm]: 200; Depth [mm]: 103; Ø 236 mm; Number of mounting bores: 6	8MV 376 758-451	746	
				Clutch, radiator fan			
2643, 2643 L	315 kW		04/96→10/02	Fully Automatic ; Capacity [Litre]: 12,2; Black; Depth [mm]: 444; L 566 mm; Vehicle Trim Level: Fahrerhaus Standard; Vers. langer Füllstutzen / Vers. produced by BEHR; W 289 mm	8MA 376 705-081	778	
					Expansion Tank, coolant		
					+ OE 89100002004 / + OE 0005003149 / + OE A0005003149 ; Fully Automatic ; Capacity [Litre]: 12,2; Black; Depth [mm]: 444; L 566 mm; Vehicle Trim Level: Fahrerhaus hoch; Vers. Füllstutzen kurz / Vers. produced by BEHR; W 289 mm	8MA 376 705-091	779
				Expansion Tank, coolant			
				Depth [mm]: 42; L 817 mm; Manual Transmission / Automatic Transmission; for vehicles with/without air conditioning; Vers. produced by BEHR; W 808 mm	8MK 376 721-211	763	
				Radiator, engine cooling			

Manufacturer - Model	Power	Displ.	Year of Constr.	Remark	Part Number	Page
MERCEDES-BENZ - ACTROS						04/96→
2643, 2643 L	315 kW		04/96→10/02	Manual Transmission / Automatic Transmission; Vehicle Trim Level: SA 517237/02/03/06;  →199177; for vehicles with/without air conditioning; Depth [mm]: 42; L 902 mm; Vers. produced by BEHR; W 808 mm	8MK 376 721-221 Radiator, engine cooling	763
				Manual Transmission / Automatic Transmission; Vehicle Trim Level: SA 517237/04/05; for vehicles with/without air conditioning; Depth [mm]: 40; L 952 mm; Vers. produced by BEHR; W 808 mm	8MK 376 721-231 Radiator, engine cooling	764
				Manual Transmission / Automatic Transmission; Vehicle Trim Level: 517237/15/16/17/18 / 20/21/22/23/28/29; for vehicles with/without air conditioning; Depth [mm]: 42; L 1,015 mm; Vers. produced by BEHR; W 808 mm	8MK 376 721-491 Radiator, engine cooling	768
				Ø 233 mm; Thermic; to RPM: →1,800; Vers. produced by BEHR	8MV 376 730-061 Clutch, radiator fan	743
				Broad version: 1; Ø 750 mm; Number of Fan Blades: 8; Outer Width [mm]: 120; Vers. produced by BEHR; W 78 mm	8MV 376 733-081 Fan Wheel, engine cooling	751
				Ø 750 mm; Number of Fan Blades: 8; Outer Width [mm]: 85; Vers. produced by BEHR; W 78 mm	8MV 376 733-231 Fan Wheel, engine cooling	753
				Ø 750 mm; Number of Fan Blades: 8; Vers. produced by BEHR	8MV 376 733-261 Fan Wheel, engine cooling	753
				Manufacturer Restriction: für Sachs Kupplung; Vers. produced by BEHR	8MV 376 756-081 Fan Wheel, engine cooling	754
				Bore Ø [mm]: 200; Depth [mm]: 103; Ø 236 mm; Number of mounting bores: 6	8MV 376 758-451 Clutch, radiator fan	746
				2643 B 3235 3235 B	315 kW 260 kW 260 kW	
Depth [mm]: 42; L 817 mm; Manual Transmission / Automatic Transmission; for vehicles with/without air conditioning; Vers. produced by BEHR; W 808 mm	8MK 376 721-211 Radiator, engine cooling	763				
Manual Transmission / Automatic Transmission; Vehicle Trim Level: SA 517237/02/03/06;  →199177; for vehicles with/without air conditioning; Depth [mm]: 42; L 902 mm; Vers. produced by BEHR; W 808 mm	8MK 376 721-221 Radiator, engine cooling	763				
Manual Transmission / Automatic Transmission; Vehicle Trim Level: 517237/15/16/17/18 / 20/21/22/23/28/29; for vehicles with/without air conditioning; Depth [mm]: 42; L 1,015 mm; Vers. produced by BEHR; W 808 mm	8MK 376 721-491 Radiator, engine cooling	768				
Ø 233 mm; Thermic; to RPM: →1,800; Vers. produced by BEHR	8MV 376 730-061 Clutch, radiator fan	743				
Broad version: 1; Ø 750 mm; Number of Fan Blades: 8; Outer Width [mm]: 120; Vers. produced by BEHR; W 78 mm	8MV 376 733-081 Fan Wheel, engine cooling	751				
Ø 750 mm; Number of Fan Blades: 8; Outer Width [mm]: 85; Vers. produced by BEHR; W 78 mm	8MV 376 733-231 Fan Wheel, engine cooling	753				
Manufacturer Restriction: für Sachs Kupplung; Vers. produced by BEHR	8MV 376 756-081 Fan Wheel, engine cooling	754				
Bore Ø [mm]: 200; Depth [mm]: 103; Ø 236 mm; Number of mounting bores: 6	8MV 376 758-451 Clutch, radiator fan	746				
2643 K, 2643 LK	315 kW		04/97→10/02			
				+ OE 89100002004 / + OE 0005003149 / + OE A0005003149; Fully Automatic; Capacity [Litre]: 12,2; Black; Depth [mm]: 444; L 566 mm; Vehicle Trim Level: Fahrerhaus hoch; Vers. Füllstutzen kurz / Vers. produced by BEHR; W 289 mm	8MA 376 705-091 Expansion Tank, coolant	779
				Depth [mm]: 42; L 817 mm; Manual Transmission / Automatic Transmission; for vehicles with/without air conditioning; Vers. produced by BEHR; W 808 mm	8MK 376 721-211 Radiator, engine cooling	763
				Manual Transmission / Automatic Transmission; Vehicle Trim Level: SA 517237/02/03/06;  →199177; for vehicles with/without air conditioning; Depth [mm]: 42; L 902 mm; Vers. produced by BEHR; W 808 mm	8MK 376 721-221 Radiator, engine cooling	763
				Manual Transmission / Automatic Transmission; Vehicle Trim Level: SA 517237/04/05; for vehicles with/without air conditioning; Depth [mm]: 40; L 952 mm; Vers. produced by BEHR; W 808 mm	8MK 376 721-231 Radiator, engine cooling	764

Manufacturer - Model	Power	Displ.	Year of Constr.	Remark	Part Number	Page				
MERCEDES-BENZ - ACTROS						04/96→				
2643 K, 2643 LK	315 kW		04/97→10/02	Manual Transmission / Automatic Transmission; Vehicle Trim Level: 517237/15/17/28/29; for vehicles with/without air conditioning; Depth [mm]: 42; L 1,015 mm; Vers. produced by BEHR; W 808 mm	8MK 376 721-491 Radiator, engine cooling	768				
				Ø 233 mm; Thermic; to RPM: →1,800; Vers. produced by BEHR	8MV 376 730-061 Clutch, radiator fan	743				
				Ø 203 mm; Thermic; Vers. produced by BEHR	8MV 376 731-421 Clutch, radiator fan	744				
				Broad version: 1; Ø 750 mm; Number of Fan Blades: 8; Outer Width [mm]: 120; Vers. produced by BEHR; W 78 mm	8MV 376 733-081 Fan Wheel, engine cooling	751				
				Ø 750 mm; Number of Fan Blades: 8; Outer Width [mm]: 85; Vers. produced by BEHR; W 78 mm	8MV 376 733-231 Fan Wheel, engine cooling	753				
				Ø 750 mm; Number of Fan Blades: 8; Vers. produced by BEHR	8MV 376 733-261 Fan Wheel, engine cooling	753				
				Manufacturer Restriction: für Sachs Kupplung; Vers. produced by BEHR	8MV 376 756-081 Fan Wheel, engine cooling	754				
				Bore Ø [mm]: 200; Depth [mm]: 103; Ø 236 mm; Number of mounting bores: 6	8MV 376 758-451 Clutch, radiator fan	746				
				2643 S, 2643 LS	315 kW		04/97→10/02	Fully Automatic; Capacity [Litre]: 12.2; Black; Depth [mm]: 444; L 566 mm; Vehicle Trim Level: Fahrerhaus Standart; Vers. langer Füllstutzen / Vers. produced by BEHR; W 289 mm	8MA 376 705-081 Expansion Tank, coolant	778
								+ OE 89100002004 / + OE 0005003149 / + OE A0005003149; Fully Automatic; Capacity [Litre]: 12.2; Black; Depth [mm]: 444; L 566 mm; Vehicle Trim Level: Fahrerhaus hoch; Vers. Füllstutzen kurz / Vers. produced by BEHR; W 289 mm	8MA 376 705-091 Expansion Tank, coolant	779
Depth [mm]: 42; L 817 mm; Manual Transmission / Automatic Transmission; for vehicles with/without air conditioning; Vers. produced by BEHR; W 808 mm	8MK 376 721-211 Radiator, engine cooling	763								
Manual Transmission / Automatic Transmission; Vehicle Trim Level: SA 517237/02/03/06; →199177; for vehicles with/without air conditioning; Depth [mm]: 42; L 902 mm; Vers. produced by BEHR; W 808 mm	8MK 376 721-221 Radiator, engine cooling	763								
Manual Transmission / Automatic Transmission; Vehicle Trim Level: SA 517237/04/05; for vehicles with/without air conditioning; Depth [mm]: 40; L 952 mm; Vers. produced by BEHR; W 808 mm	8MK 376 721-231 Radiator, engine cooling	764								
Automatic Transmission / Manual Transmission; Vehicle Trim Level: 517237/15/16/17/18 / 20/21/22/23/28/29; for vehicles with/without air conditioning; Depth [mm]: 42; L 1,015 mm; Vers. produced by BEHR; W 808 mm	8MK 376 721-491 Radiator, engine cooling	768								
Depth [mm]: 52; L 1,015 mm; Vers. produced by BEHR; W 808 mm	8MK 376 756-151 Radiator, engine cooling	772								
Ø 233 mm; Thermic; to RPM: →1,800; Vers. produced by BEHR	8MV 376 730-061 Clutch, radiator fan	743								
Broad version: 1; Ø 750 mm; Number of Fan Blades: 8; Outer Width [mm]: 120; Vers. produced by BEHR; W 78 mm	8MV 376 733-081 Fan Wheel, engine cooling	751								
Ø 750 mm; Number of Fan Blades: 8; Outer Width [mm]: 85; Vers. produced by BEHR; W 78 mm	8MV 376 733-231 Fan Wheel, engine cooling	753								
Ø 750 mm; Number of Fan Blades: 8; Vers. produced by BEHR	8MV 376 733-261 Fan Wheel, engine cooling	753								
Manufacturer Restriction: für Sachs Kupplung; Vers. produced by BEHR	8MV 376 756-081 Fan Wheel, engine cooling	754								
Bore Ø [mm]: 200; Depth [mm]: 103; Ø 236 mm; Number of mounting bores: 6	8MV 376 758-451 Clutch, radiator fan	746								
2648 K, 2648 LK 3348 K	350 kW 350 kW		04/97→10/02 04/97→10/02	Fully Automatic; Capacity [Litre]: 12.2; Black; Depth [mm]: 444; L 566 mm; Vehicle Trim Level: Fahrerhaus Standart; Vers. langer Füllstutzen / Vers. produced by BEHR; W 289 mm	8MA 376 705-081 Expansion Tank, coolant	778				
				Depth [mm]: 42; L 817 mm; Manual Transmission / Automatic Transmission; for vehicles with/without air conditioning; Vers. produced by BEHR; W 808 mm	8MK 376 721-211 Radiator, engine cooling	763				
				Manual Transmission / Automatic Transmission; Vehicle Trim Level: SA 517237/02/03/06; →199177; for vehicles with/without air conditioning; Depth [mm]: 42; L 902 mm; Vers. produced by BEHR; W 808 mm	8MK 376 721-221 Radiator, engine cooling	763				
				Manual Transmission / Automatic Transmission; Vehicle Trim Level: SA 517237/04/05; for vehicles with/without air conditioning; Depth [mm]: 40; L 952 mm; Vers. produced by BEHR; W 808 mm	8MK 376 721-231 Radiator, engine cooling	764				




Manufacturer - Model	Power	Displ.	Year of Constr.	Remark	Part Number	Page				
MERCEDES-BENZ - ACTROS						04/96→				
2648 K, 2648 LK 3348 K	350 kW		04/97→10/02	Manual Transmission / Automatic Transmission; Vehicle Trim Level: 517237/15/17/28/29; for vehicles with/without air conditioning; Depth [mm]: 42; L 1,015 mm; Vers. produced by BEHR; W 808 mm	8MK 376 721-491 Radiator, engine cooling	768				
				Ø 233 mm; Thermic; to RPM: →2,375; Vers. produced by BEHR	8MV 376 729-481 Clutch, radiator fan	742				
				Ø 233 mm; Thermic; to RPM: →1,800; Vers. produced by BEHR	8MV 376 730-061 Clutch, radiator fan	743				
				Broad version: 1; Ø 750 mm; Number of Fan Blades: 8; Outer Width [mm]: 120; Vers. produced by BEHR; W 78 mm	8MV 376 733-081 Fan Wheel, engine cooling	751				
				Ø 750 mm; Number of Fan Blades: 8; Outer Width [mm]: 85; Vers. produced by BEHR; W 78 mm	8MV 376 733-231 Fan Wheel, engine cooling	753				
				Ø 750 mm; Number of Fan Blades: 8; Vers. produced by BEHR	8MV 376 733-261 Fan Wheel, engine cooling	753				
				Manufacturer Restriction: für Behr Kupplung; Vers. produced by BEHR	8MV 376 757-101 Fan Wheel, engine cooling	754				
				Bore Ø [mm]: 200; Depth [mm]: 103; Ø 236 mm; Number of mounting bores: 6	8MV 376 758-451 Clutch, radiator fan	746				
				2653 K, 2653 LK	390 kW		04/97→10/02	Fully Automatic; Capacity [Litre]: 12,2; Black; Depth [mm]: 444; L 566 mm; Vehicle Trim Level: Fahrerhaus Standart; Vers. langer Füllstutzen / Vers. produced by BEHR; W 289 mm	8MA 376 705-081 Expansion Tank, coolant	778
								+ OE 89100002004 / + OE 0005003149 / + OE A0005003149; Fully Automatic; Capacity [Litre]: 12,2; Black; Depth [mm]: 444; L 566 mm; Vehicle Trim Level: Fahrerhaus hoch; Vers. Füllstutzen kurz / Vers. produced by BEHR; W 289 mm	8MA 376 705-091 Expansion Tank, coolant	779
Depth [mm]: 42; L 817 mm; Manual Transmission / Automatic Transmission; for vehicles with/without air conditioning; Vers. produced by BEHR; W 808 mm	8MK 376 721-211 Radiator, engine cooling	763								
Manual Transmission / Automatic Transmission; Vehicle Trim Level: SA 517237/02/03/06; →199177; for vehicles with/without air conditioning; Depth [mm]: 42; L 902 mm; Vers. produced by BEHR; W 808 mm	8MK 376 721-221 Radiator, engine cooling	763								
Manual Transmission / Automatic Transmission; Vehicle Trim Level: SA 517237/04/05; for vehicles with/without air conditioning; Depth [mm]: 40; L 952 mm; Vers. produced by BEHR; W 808 mm	8MK 376 721-231 Radiator, engine cooling	764								
Manual Transmission / Automatic Transmission; Vehicle Trim Level: 517237/15/17/28/29; for vehicles with/without air conditioning; Depth [mm]: 42; L 1,015 mm; Vers. produced by BEHR; W 808 mm	8MK 376 721-491 Radiator, engine cooling	768								
Ø 233 mm; Thermic; Vers. produced by BEHR	8MV 376 728-381 Clutch, radiator fan	742								
Broad version: 1; Ø 750 mm; Number of Fan Blades: 8; Outer Width [mm]: 120; Vers. produced by BEHR; W 78 mm	8MV 376 733-081 Fan Wheel, engine cooling	751								
Ø 750 mm; Number of Fan Blades: 8; Outer Width [mm]: 85; Vers. produced by BEHR; W 78 mm	8MV 376 733-231 Fan Wheel, engine cooling	753								
Manufacturer Restriction: für Behr Kupplung; Vers. produced by BEHR	8MV 376 757-101 Fan Wheel, engine cooling	754								
Bore Ø [mm]: 200; Depth [mm]: 103; Ø 236 mm; Number of mounting bores: 6	8MV 376 758-451 Clutch, radiator fan	746								
2657 K, 2657 LK	420 kW		04/97→10/02	Fully Automatic; Capacity [Litre]: 12,2; Black; Depth [mm]: 444; L 566 mm; Vehicle Trim Level: Fahrerhaus Standart; Vers. langer Füllstutzen / Vers. produced by BEHR; W 289 mm	8MA 376 705-081 Expansion Tank, coolant	778				
				Depth [mm]: 42; L 817 mm; Manual Transmission / Automatic Transmission; for vehicles with/without air conditioning; Vers. produced by BEHR; W 808 mm	8MK 376 721-211 Radiator, engine cooling	763				
				Manual Transmission / Automatic Transmission; Vehicle Trim Level: SA 517237/02/03/06; →199177; for vehicles with/without air conditioning; Depth [mm]: 42; L 902 mm; Vers. produced by BEHR; W 808 mm	8MK 376 721-221 Radiator, engine cooling	763				
				Manual Transmission / Automatic Transmission; Vehicle Trim Level: SA 517237/04/05; for vehicles with/without air conditioning; Depth [mm]: 40; L 952 mm; Vers. produced by BEHR; W 808 mm	8MK 376 721-231 Radiator, engine cooling	764				
				Manual Transmission / Automatic Transmission; Vehicle Trim Level: 517237/15/17/28/29; for vehicles with/without air conditioning; Depth [mm]: 42; L 1,015 mm; Vers. produced by BEHR; W 808 mm	8MK 376 721-491 Radiator, engine cooling	768				

Manufacturer - Model	Power	Displ.	Year of Constr.	Remark	Part Number	Page
MERCEDES-BENZ - ACTROS						04/96→
2657 K, 2657 LK	420 kW		04/97→10/02	Ø 233 mm; Thermic; Vers. produced by BEHR	8MV 376 728-381	742
					Clutch, radiator fan	
				Broad version: 1; Ø 750 mm; Number of Fan Blades: 8; Outer Width [mm]: 120; Vers. produced by BEHR; W 78 mm	8MV 376 733-081	751
					Fan Wheel, engine cooling	
				Ø 750 mm; Number of Fan Blades: 8; Outer Width [mm]: 85; Vers. produced by BEHR; W 78 mm	8MV 376 733-231	753
					Fan Wheel, engine cooling	
				Bore Ø [mm]: 200; Depth [mm]: 103; Ø 236 mm; Number of mounting bores: 6	8MV 376 758-451	746
					Clutch, radiator fan	
2657 S, 2657 LS	420 kW		04/97→10/02	Fully Automatic ; Capacity [Litre]: 12,2; Black; Depth [mm]: 444; L 566 mm; Vehicle Trim Level: Fahrerhaus Standart; Vers. langer Füllstutzen / Vers. produced by BEHR; W 289 mm	8MA 376 705-081	778
					Expansion Tank, coolant	
				Depth [mm]: 42; L 817 mm; Manual Transmission / Automatic Transmission; for vehicles with/without air conditioning; Vers. produced by BEHR; W 808 mm	8MK 376 721-211	763
					Radiator, engine cooling	
				Manual Transmission / Automatic Transmission ; Vehicle Trim Level: SA 517237/02/03/06; →199177; for vehicles with/without air conditioning; Depth [mm]: 42; L 902 mm; Vers. produced by BEHR; W 808 mm	8MK 376 721-221	763
					Radiator, engine cooling	
				Manual Transmission / Automatic Transmission ; Vehicle Trim Level: SA 517237/04/05; for vehicles with/without air conditioning; Depth [mm]: 40; L 952 mm; Vers. produced by BEHR; W 808 mm	8MK 376 721-231	764
					Radiator, engine cooling	
				Manual Transmission / Automatic Transmission ; Vehicle Trim Level: 517237/15/16/17/18 / 20/21/22/23/28/29; for vehicles with/without air conditioning; Depth [mm]: 42; L 1,015 mm; Vers. produced by BEHR; W 808 mm	8MK 376 721-491	768
					Radiator, engine cooling	
				Depth [mm]: 52; L 1,015 mm; Vers. produced by BEHR; W 808 mm	8MK 376 756-151	772
					Radiator, engine cooling	
				3231 K 4140 K	230 kW 290 kW	
	Clutch, radiator fan					
Broad version: 1; Ø 750 mm; Number of Fan Blades: 8; Outer Width [mm]: 120; Vers. produced by BEHR; W 78 mm	8MV 376 733-081	751				
	Fan Wheel, engine cooling					
Ø 750 mm; Number of Fan Blades: 8; Outer Width [mm]: 85; Vers. produced by BEHR; W 78 mm	8MV 376 733-231	753				
	Fan Wheel, engine cooling					
Bore Ø [mm]: 200; Depth [mm]: 103; Ø 236 mm; Number of mounting bores: 6	8MV 376 758-451	746				
	Clutch, radiator fan					
Fully Automatic ; Capacity [Litre]: 12,2; Black; Depth [mm]: 444; L 566 mm; Vehicle Trim Level: Fahrerhaus Standart; Vers. langer Füllstutzen / Vers. produced by BEHR; W 289 mm	8MA 376 705-081	778				
	Expansion Tank, coolant					
Depth [mm]: 42; L 817 mm; Manual Transmission / Automatic Transmission; for vehicles with/without air conditioning; Vers. produced by BEHR; W 808 mm	8MK 376 721-211	763				
	Radiator, engine cooling					
Manual Transmission / Automatic Transmission ; Vehicle Trim Level: SA 517237/02/03/06; →199177; for vehicles with/without air conditioning; Depth [mm]: 42; L 902 mm; Vers. produced by BEHR; W 808 mm	8MK 376 721-221	763				
	Radiator, engine cooling					
Manual Transmission / Automatic Transmission ; Vehicle Trim Level: SA 517237/04/05; for vehicles with/without air conditioning; Depth [mm]: 40; L 952 mm; Vers. produced by BEHR; W 808 mm	8MK 376 721-231	764				
	Radiator, engine cooling					
Manual Transmission / Automatic Transmission ; Vehicle Trim Level: 517237/15/17/28/29; for vehicles with/without air conditioning; Depth [mm]: 42; L 1,015 mm; Vers. produced by BEHR; W 808 mm	8MK 376 721-491	768				
	Radiator, engine cooling					
Depth [mm]: 52; L 1,015 mm; Vers. produced by BEHR; W 808 mm	8MK 376 756-151	772				
	Radiator, engine cooling					
Ø 233 mm; Thermic; to RPM: →1,800; Vers. produced by BEHR	8MV 376 730-061	743				
	Clutch, radiator fan					
Broad version: 1; Ø 750 mm; Number of Fan Blades: 8; Outer Width [mm]: 120; Vers. produced by BEHR; W 78 mm	8MV 376 733-081	751				
	Fan Wheel, engine cooling					
Ø 750 mm; Number of Fan Blades: 8; Outer Width [mm]: 85; Vers. produced by BEHR; W 78 mm	8MV 376 733-231	753				
	Fan Wheel, engine cooling					
Ø 750 mm; Number of Fan Blades: 8; Vers. produced by BEHR	8MV 376 733-261	753				
	Fan Wheel, engine cooling					
Manufacturer Restriction: für Sachs Kupplung; Vers. produced by BEHR	8MV 376 756-081	754				
	Fan Wheel, engine cooling					
Manufacturer Restriction: für Behr Kupplung; Vers. produced by BEHR	8MV 376 757-101	754				
	Fan Wheel, engine cooling					

Manufacturer - Model	Power	Displ.	Year of Constr.	Remark	Part Number	Page
MERCEDES-BENZ - ACTROS						04/96→
3231 K	230 kW		04/97→10/02	Bore Ø [mm]: 200; Depth [mm]: 103; Ø 236 mm; Number of mounting bores: 6	8MV 376 758-451	746
4140 K	290 kW		04/97→10/02		Clutch, radiator fan	
3235 K	260 kW		04/97→10/02	Depth [mm]: 42; L 817 mm; Manual Transmission / Automatic Transmission; for vehicles with/without air conditioning; Vers. produced by BEHR; W 808 mm	8MK 376 721-211	763
				Manual Transmission / Automatic Transmission; Vehicle Trim Level: SA 517237/02/03/06; →199177; for vehicles with/without air conditioning; Depth [mm]: 42; L 902 mm; Vers. produced by BEHR; W 808 mm	8MK 376 721-221	763
				Manual Transmission / Automatic Transmission; Vehicle Trim Level: SA 517237/04/05; for vehicles with/without air conditioning; Depth [mm]: 40; L 952 mm; Vers. produced by BEHR; W 808 mm	8MK 376 721-231	764
				Manual Transmission / Automatic Transmission; Vehicle Trim Level: 517237/15/17/28/29; for vehicles with/without air conditioning; Depth [mm]: 42; L 1,015 mm; Vers. produced by BEHR; W 808 mm	8MK 376 721-491	768
				Depth [mm]: 52; L 1,015 mm; Vers. produced by BEHR; W 808 mm	8MK 376 756-151	772
				Ø 233 mm; Thermic; to RPM: →1,800; Vers. produced by BEHR	8MV 376 730-061	743
				Broad version: 1; Ø 750 mm; Number of Fan Blades: 8; Outer Width [mm]: 120; Vers. produced by BEHR; W 78 mm	8MV 376 733-081	Fan Wheel, engine cooling
				Ø 750 mm; Number of Fan Blades: 8; Outer Width [mm]: 85; Vers. produced by BEHR; W 78 mm	8MV 376 733-231	Fan Wheel, engine cooling
				Ø 750 mm; Number of Fan Blades: 8; Vers. produced by BEHR	8MV 376 733-261	Fan Wheel, engine cooling
				Manufacturer Restriction: für Sachs Kupplung; Vers. produced by BEHR	8MV 376 756-081	Fan Wheel, engine cooling
				Bore Ø [mm]: 200; Depth [mm]: 103; Ø 236 mm; Number of mounting bores: 6	8MV 376 758-451	746
3240	290 kW		04/97→10/02	Fully Automatic; Capacity [Litre]: 12,2; Black; Depth [mm]: 444; L 566 mm; Vehicle Trim Level: Fahrerhaus Standart; Vers. langer Füllstutzen / Vers. produced by BEHR; W 289 mm	8MA 376 705-081	778
				Depth [mm]: 42; L 817 mm; Manual Transmission / Automatic Transmission; for vehicles with/without air conditioning; Vers. produced by BEHR; W 808 mm	8MK 376 721-211	763
				Manual Transmission / Automatic Transmission; Vehicle Trim Level: SA 517237/02/03/06; →199177; for vehicles with/without air conditioning; Depth [mm]: 42; L 902 mm; Vers. produced by BEHR; W 808 mm	8MK 376 721-221	763
				Manual Transmission / Automatic Transmission; Vehicle Trim Level: SA 517237/04/05; for vehicles with/without air conditioning; Depth [mm]: 40; L 952 mm; Vers. produced by BEHR; W 808 mm	8MK 376 721-231	764
				Manual Transmission / Automatic Transmission; Vehicle Trim Level: 517237/15/16/17/18/ / 20/21/22/23/28/29; for vehicles with/without air conditioning; Depth [mm]: 42; L 1,015 mm; Vers. produced by BEHR; W 808 mm	8MK 376 721-491	768
				Ø 233 mm; Thermic; to RPM: →1,800; Vers. produced by BEHR	8MV 376 730-061	743
				Broad version: 1; Ø 750 mm; Number of Fan Blades: 8; Outer Width [mm]: 120; Vers. produced by BEHR; W 78 mm	8MV 376 733-081	Fan Wheel, engine cooling
				Ø 750 mm; Number of Fan Blades: 8; Outer Width [mm]: 85; Vers. produced by BEHR; W 78 mm	8MV 376 733-231	Fan Wheel, engine cooling
				Ø 750 mm; Number of Fan Blades: 8; Vers. produced by BEHR	8MV 376 733-261	Fan Wheel, engine cooling
				Manufacturer Restriction: für Sachs Kupplung; Vers. produced by BEHR	8MV 376 756-081	Fan Wheel, engine cooling
				Bore Ø [mm]: 200; Depth [mm]: 103; Ø 236 mm; Number of mounting bores: 6	8MV 376 758-451	746
3240 K	290 kW		04/97→10/02	Fully Automatic; Capacity [Litre]: 12,2; Black; Depth [mm]: 444; L 566 mm; Vehicle Trim Level: Fahrerhaus Standart; Vers. langer Füllstutzen / Vers. produced by BEHR; W 289 mm	8MA 376 705-081	778
				Depth [mm]: 42; L 817 mm; Manual Transmission / Automatic Transmission; for vehicles with/without air conditioning; Vers. produced by BEHR; W 808 mm	8MK 376 721-211	763

Manufacturer - Model	Power	Displ.	Year of Constr.	Remark	Part Number	Page				
MERCEDES-BENZ - ACTROS						04/96→				
3240 K	290 kW		04/97→10/02	Manual Transmission / Automatic Transmission; Vehicle Trim Level: SA 517237/02/03/06; →199177; for vehicles with/without air conditioning; Depth [mm]: 42; L 902 mm; Vers. produced by BEHR; W 808 mm	8MK 376 721-221 Radiator, engine cooling	763				
				Manual Transmission / Automatic Transmission; Vehicle Trim Level: SA 517237/04/05; for vehicles with/without air conditioning; Depth [mm]: 40; L 952 mm; Vers. produced by BEHR; W 808 mm	8MK 376 721-231 Radiator, engine cooling	764				
				Manual Transmission / Automatic Transmission; Vehicle Trim Level: 517237/15/17/28/29; for vehicles with/without air conditioning; Depth [mm]: 42; L 1,015 mm; Vers. produced by BEHR; W 808 mm	8MK 376 721-491 Radiator, engine cooling	768				
				Depth [mm]: 52; L 1,015 mm; Vers. produced by BEHR; W 808 mm	8MK 376 756-151 Radiator, engine cooling	772				
				Ø 233 mm; Thermic; to RPM: →1,800; Vers. produced by BEHR	8MV 376 730-061 Clutch, radiator fan	743				
				Broad version: 1; Ø 750 mm; Number of Fan Blades: 8; Outer Width [mm]: 120; Vers. produced by BEHR; W 78 mm	8MV 376 733-081 Fan Wheel, engine cooling	751				
				Ø 750 mm; Number of Fan Blades: 8; Outer Width [mm]: 85; Vers. produced by BEHR; W 78 mm	8MV 376 733-231 Fan Wheel, engine cooling	753				
				Ø 750 mm; Number of Fan Blades: 8; Vers. produced by BEHR	8MV 376 733-261 Fan Wheel, engine cooling	753				
				Manufacturer Restriction: für Sachs Kupplung; Vers. produced by BEHR	8MV 376 756-081 Fan Wheel, engine cooling	754				
				Bore Ø [mm]: 200; Depth [mm]: 103; Ø 236 mm; Number of mounting bores: 6	8MV 376 758-451 Clutch, radiator fan	746				
				3243 B	315 kW		04/97→10/02	Fully Automatic; Capacity [Litre]: 12,2; Black; Depth [mm]: 444; L 566 mm; Vehicle Trim Level: Fahrerhaus Standart; Vers. langer Füllstutzen / Vers. produced by BEHR; W 289 mm	8MA 376 705-081 Expansion Tank, coolant	778
								+ OE 89100002004 / + OE 0005003149 / + OE A0005003149; Fully Automatic; Capacity [Litre]: 12,2; Black; Depth [mm]: 444; L 566 mm; Vehicle Trim Level: Fahrerhaus hoch; Vers. Füllstutzen kurz / Vers. produced by BEHR; W 289 mm	8MA 376 705-091 Expansion Tank, coolant	779
								Depth [mm]: 42; L 817 mm; Manual Transmission / Automatic Transmission; for vehicles with/without air conditioning; Vers. produced by BEHR; W 808 mm	8MK 376 721-211 Radiator, engine cooling	763
Manual Transmission / Automatic Transmission; Vehicle Trim Level: SA 517237/02/03/06; →199177; for vehicles with/without air conditioning; Depth [mm]: 42; L 902 mm; Vers. produced by BEHR; W 808 mm	8MK 376 721-221 Radiator, engine cooling	763								
Manual Transmission / Automatic Transmission; Vehicle Trim Level: 517237/15/16/17/18 / 20/21/22/23/28/29; for vehicles with/without air conditioning; Depth [mm]: 42; L 1,015 mm; Vers. produced by BEHR; W 808 mm	8MK 376 721-491 Radiator, engine cooling	768								
Ø 233 mm; Thermic; to RPM: →1,800; Vers. produced by BEHR	8MV 376 730-061 Clutch, radiator fan	743								
Broad version: 1; Ø 750 mm; Number of Fan Blades: 8; Outer Width [mm]: 120; Vers. produced by BEHR; W 78 mm	8MV 376 733-081 Fan Wheel, engine cooling	751								
Ø 750 mm; Number of Fan Blades: 8; Outer Width [mm]: 85; Vers. produced by BEHR; W 78 mm	8MV 376 733-231 Fan Wheel, engine cooling	753								
Ø 750 mm; Number of Fan Blades: 8; Vers. produced by BEHR	8MV 376 733-261 Fan Wheel, engine cooling	753								
Manufacturer Restriction: für Sachs Kupplung; Vers. produced by BEHR	8MV 376 756-081 Fan Wheel, engine cooling	754								
Bore Ø [mm]: 200; Depth [mm]: 103; Ø 236 mm; Number of mounting bores: 6	8MV 376 758-451 Clutch, radiator fan	746								
3243 K 4143 K	315 kW 315 kW		04/97→10/02 04/97→10/02					Fully Automatic; Capacity [Litre]: 12,2; Black; Depth [mm]: 444; L 566 mm; Vehicle Trim Level: Fahrerhaus Standart; Vers. langer Füllstutzen / Vers. produced by BEHR; W 289 mm	8MA 376 705-081 Expansion Tank, coolant	778
								+ OE 89100002004 / + OE 0005003149 / + OE A0005003149; Fully Automatic; Capacity [Litre]: 12,2; Black; Depth [mm]: 444; L 566 mm; Vehicle Trim Level: Fahrerhaus hoch; Vers. Füllstutzen kurz / Vers. produced by BEHR; W 289 mm	8MA 376 705-091 Expansion Tank, coolant	779
				Depth [mm]: 42; L 817 mm; Manual Transmission / Automatic Transmission; for vehicles with/without air conditioning; Vers. produced by BEHR; W 808 mm	8MK 376 721-211 Radiator, engine cooling	763				

Manufacturer - Model	Power	Displ.	Year of Constr.	Remark	Part Number	Page		
MERCEDES-BENZ - ACTROS						04/96→		
3243 K	315 kW		04/97→10/02	Manual Transmission / Automatic Transmission; Vehicle Trim Level: SA 517237/02/03/06; →199177; for vehicles with/without air conditioning; Depth [mm]: 42; L 902 mm; Vers. produced by BEHR; W 808 mm	8MK 376 721-221	763		
4143 K	315 kW		04/97→10/02		Manual Transmission / Automatic Transmission; Vehicle Trim Level: SA 517237/04/05; for vehicles with/without air conditioning; Depth [mm]: 40; L 952 mm; Vers. produced by BEHR; W 808 mm	8MK 376 721-231	764	
					Manual Transmission / Automatic Transmission; Vehicle Trim Level: 517237/15/17/28/29; for vehicles with/without air conditioning; Depth [mm]: 42; L 1,015 mm; Vers. produced by BEHR; W 808 mm	8MK 376 721-491	768	
					Depth [mm]: 52; L 1,015 mm; Vers. produced by BEHR; W 808 mm	8MK 376 756-151	772	
					Ø 233 mm; Thermic; to RPM: →1,800; Vers. produced by BEHR	8MV 376 730-061	743	
					Broad version: 1; Ø 750 mm; Number of Fan Blades: 8; Outer Width [mm]: 120; Vers. produced by BEHR; W 78 mm	8MV 376 733-081	751	
					Ø 750 mm; Number of Fan Blades: 8; Outer Width [mm]: 85; Vers. produced by BEHR; W 78 mm	8MV 376 733-231	753	
					Ø 750 mm; Number of Fan Blades: 8; Vers. produced by BEHR	8MV 376 733-261	753	
					Manufacturer Restriction: für Sachs Kupplung; Vers. produced by BEHR	8MV 376 756-081	754	
					Bore Ø [mm]: 200; Depth [mm]: 103; Ø 236 mm; Number of mounting bores: 6	8MV 376 758-451	746	
3331 A	230 kW		04/97→10/02		Manual Transmission / Automatic Transmission; Vehicle Trim Level: SA 517237/02/03/06; →199177; for vehicles with/without air conditioning; Depth [mm]: 42; L 902 mm; Vers. produced by BEHR; W 808 mm	8MK 376 721-221	763	
						Manual Transmission / Automatic Transmission; Vehicle Trim Level: SA 517237/04/05; for vehicles with/without air conditioning; Depth [mm]: 40; L 952 mm; Vers. produced by BEHR; W 808 mm	8MK 376 721-231	764
						Manual Transmission / Automatic Transmission; Vehicle Trim Level: 517237/15/16/17/18 / 20/21/22/23/28/29; for vehicles with/without air conditioning; Depth [mm]: 42; L 1,015 mm; Vers. produced by BEHR; W 808 mm	8MK 376 721-491	768
				Ø 233 mm; Thermic; to RPM: →1,800; Vers. produced by BEHR		8MV 376 730-061	743	
				Broad version: 1; Ø 750 mm; Number of Fan Blades: 8; Outer Width [mm]: 120; Vers. produced by BEHR; W 78 mm		8MV 376 733-081	751	
				Ø 750 mm; Number of Fan Blades: 8; Outer Width [mm]: 85; Vers. produced by BEHR; W 78 mm		8MV 376 733-231	753	
				Ø 750 mm; Number of Fan Blades: 8; Vers. produced by BEHR		8MV 376 733-261	753	
				Manufacturer Restriction: für Sachs Kupplung; Vers. produced by BEHR		8MV 376 756-081	754	
				Bore Ø [mm]: 200; Depth [mm]: 103; Ø 236 mm; Number of mounting bores: 6		8MV 376 758-451	746	
3331 AK	230 kW		04/97→10/02	Manual Transmission / Automatic Transmission; Vehicle Trim Level: SA 517237/02/03/06; →199177; for vehicles with/without air conditioning; Depth [mm]: 42; L 902 mm; Vers. produced by BEHR; W 808 mm		8MK 376 721-221	763	
						Manual Transmission / Automatic Transmission; Vehicle Trim Level: SA 517237/04/05; for vehicles with/without air conditioning; Depth [mm]: 40; L 952 mm; Vers. produced by BEHR; W 808 mm	8MK 376 721-231	764
						Manual Transmission / Automatic Transmission; Vehicle Trim Level: 517237/15/17/28/29; for vehicles with/without air conditioning; Depth [mm]: 42; L 1,015 mm; Vers. produced by BEHR; W 808 mm	8MK 376 721-491	768
						Ø 233 mm; Thermic; to RPM: →1,800; Vers. produced by BEHR	8MV 376 730-061	743
					Broad version: 1; Ø 750 mm; Number of Fan Blades: 8; Outer Width [mm]: 120; Vers. produced by BEHR; W 78 mm	8MV 376 733-081	751	
					Ø 750 mm; Number of Fan Blades: 8; Outer Width [mm]: 85; Vers. produced by BEHR; W 78 mm	8MV 376 733-231	753	
					Ø 750 mm; Number of Fan Blades: 8; Vers. produced by BEHR	8MV 376 733-261	753	

Manufacturer - Model	Power	Displ.	Year of Constr.	Remark	Part Number	Page				
MERCEDES-BENZ - ACTROS						04/96→				
3331 AK	230 kW		04/97→10/02	Manufacturer Restriction: für Sachs Kupplung; Vers. produced by BEHR	8MV 376 756-081 Fan Wheel, engine cooling	754				
				Bore Ø [mm]: 200; Depth [mm]: 103; Ø 236 mm; Number of mounting bores: 6	8MV 376 758-451 Clutch, radiator fan	746				
3335	260 kW		04/97→10/02	Fully Automatic ; Capacity [Litre]: 12,2; Black; Depth [mm]: 444; L 566 mm; Vehicle Trim Level: Fahrerhaus Standart; Vers. langer Füllstutzen / Vers. produced by BEHR; W 289 mm	8MA 376 705-081 Expansion Tank, coolant	778				
				Fully Automatic ; Capacity [Litre]: 12,2; Black; Depth [mm]: 444; L 566 mm; Vehicle Trim Level: Fahrerhaus hoch; Vers. Füllstutzen kurz / Vers. produced by BEHR; W 289 mm	8MA 376 705-091 Expansion Tank, coolant	779				
				Depth [mm]: 42; L 817 mm; Manual Transmission / Automatic Transmission; for vehicles with/without air conditioning; Vers. produced by BEHR; W 808 mm	8MK 376 721-211 Radiator, engine cooling	763				
				Manual Transmission / Automatic Transmission; Vehicle Trim Level: SA 517237/02/03/06;  →199177; for vehicles with/without air conditioning; Depth [mm]: 42; L 902 mm; Vers. produced by BEHR; W 808 mm	8MK 376 721-221 Radiator, engine cooling	763				
				Manual Transmission / Automatic Transmission; Vehicle Trim Level: SA 517237/04/05; for vehicles with/without air conditioning; Depth [mm]: 40; L 952 mm; Vers. produced by BEHR; W 808 mm	8MK 376 721-231 Radiator, engine cooling	764				
				Manual Transmission / Automatic Transmission; Vehicle Trim Level: 517237/15/16/17/18/ / 20/21/22/23/28/29; for vehicles with/without air conditioning; Depth [mm]: 42; L 1,015 mm; Vers. produced by BEHR; W 808 mm	8MK 376 721-491 Radiator, engine cooling	768				
				Ø 233 mm; Thermic; to RPM: →1,800; Vers. produced by BEHR	8MV 376 730-061 Clutch, radiator fan	743				
				Broad version: 1; Ø 750 mm; Number of Fan Blades: 8; Outer Width [mm]: 120; Vers. produced by BEHR; W 78 mm	8MV 376 733-081 Fan Wheel, engine cooling	751				
				Ø 750 mm; Number of Fan Blades: 8; Outer Width [mm]: 85; Vers. produced by BEHR; W 78 mm	8MV 376 733-231 Fan Wheel, engine cooling	753				
				Manufacturer Restriction: für Sachs Kupplung; Vers. produced by BEHR	8MV 376 756-081 Fan Wheel, engine cooling	754				
				Bore Ø [mm]: 200; Depth [mm]: 103; Ø 236 mm; Number of mounting bores: 6	8MV 376 758-451 Clutch, radiator fan	746				
3335 B	260 kW		04/97→10/02	Fully Automatic ; Capacity [Litre]: 12,2; Black; Depth [mm]: 444; L 566 mm; Vehicle Trim Level: Fahrerhaus Standart; Vers. langer Füllstutzen / Vers. produced by BEHR; W 289 mm	8MA 376 705-081 Expansion Tank, coolant	778				
				Depth [mm]: 42; L 817 mm; Manual Transmission / Automatic Transmission; for vehicles with/without air conditioning; Vers. produced by BEHR; W 808 mm	8MK 376 721-211 Radiator, engine cooling	763				
				Manual Transmission / Automatic Transmission; Vehicle Trim Level: SA 517237/02/03/06;  →199177; for vehicles with/without air conditioning; Depth [mm]: 42; L 902 mm; Vers. produced by BEHR; W 808 mm	8MK 376 721-221 Radiator, engine cooling	763				
				Manual Transmission / Automatic Transmission; Vehicle Trim Level: 517237/15/16/17/18/ / 20/21/22/23/28/29; for vehicles with/without air conditioning; Depth [mm]: 42; L 1,015 mm; Vers. produced by BEHR; W 808 mm	8MK 376 721-491 Radiator, engine cooling	768				
				Ø 233 mm; Thermic; to RPM: →1,800; Vers. produced by BEHR	8MV 376 730-061 Clutch, radiator fan	743				
				Broad version: 1; Ø 750 mm; Number of Fan Blades: 8; Outer Width [mm]: 120; Vers. produced by BEHR; W 78 mm	8MV 376 733-081 Fan Wheel, engine cooling	751				
				Ø 750 mm; Number of Fan Blades: 8; Outer Width [mm]: 85; Vers. produced by BEHR; W 78 mm	8MV 376 733-231 Fan Wheel, engine cooling	753				
				Ø 750 mm; Number of Fan Blades: 8; Vers. produced by BEHR	8MV 376 733-261 Fan Wheel, engine cooling	753				
				Bore Ø [mm]: 200; Depth [mm]: 103; Ø 236 mm; Number of mounting bores: 6	8MV 376 758-451 Clutch, radiator fan	746				
				3335 S	260 kW		04/97→10/02	Fully Automatic ; Capacity [Litre]: 12,2; Black; Depth [mm]: 444; L 566 mm; Vehicle Trim Level: Fahrerhaus Standart; Vers. langer Füllstutzen / Vers. produced by BEHR; W 289 mm	8MA 376 705-081 Expansion Tank, coolant	778
								Depth [mm]: 42; L 817 mm; Manual Transmission / Automatic Transmission; for vehicles with/without air conditioning; Vers. produced by BEHR; W 808 mm	8MK 376 721-211 Radiator, engine cooling	763
Manual Transmission / Automatic Transmission; Vehicle Trim Level: SA 517237/02/03/06;  →199177; for vehicles with/without air conditioning; Depth [mm]: 42; L 902 mm; Vers. produced by BEHR; W 808 mm	8MK 376 721-221 Radiator, engine cooling	763								

Manufacturer - Model	Power	Displ.	Year of Constr.	Remark	Part Number	Page				
MERCEDES-BENZ - ACTROS						04/96→				
3335 S	260 kW		04/97→10/02	Manual Transmission / Automatic Transmission; Vehicle Trim Level: 517237/15/16/17/18/ / 20/21/22/23/28/29; for vehicles with/without air conditioning; Depth [mm]: 42; L 1,015 mm; Vers. produced by BEHR; W 808 mm	8MK 376 721-491 Radiator, engine cooling	768				
				Depth [mm]: 52; L 1,015 mm; W 810 mm	8MK 376 737-121 Radiator, engine cooling	771				
				Depth [mm]: 52; L 1,015 mm; Vers. produced by BEHR; W 808 mm	8MK 376 756-151 Radiator, engine cooling	772				
				Depth [mm]: 57; L 1,013 mm; Vers. produced by AKG; W 812 mm	8MK 376 765-181 Radiator, engine cooling	773				
				Ø 233 mm; Thermic; to RPM: →1,800; Vers. produced by BEHR	8MV 376 730-061 Clutch, radiator fan	743				
				Broad version: 1; Ø 750 mm; Number of Fan Blades: 8; Outer Width [mm]: 120; Vers. produced by BEHR; W 78 mm	8MV 376 733-081 Fan Wheel, engine cooling	751				
				Ø 750 mm; Number of Fan Blades: 8; Outer Width [mm]: 85; Vers. produced by BEHR; W 78 mm	8MV 376 733-231 Fan Wheel, engine cooling	753				
				Manufacturer Restriction: für Sachs Kupplung; Vers. produced by BEHR	8MV 376 756-081 Fan Wheel, engine cooling	754				
				Bore Ø [mm]: 200; Depth [mm]: 103; Ø 236 mm; Number of mounting bores: 6	8MV 376 758-451 Clutch, radiator fan	746				
				3340	290 kW		04/97→10/02	Fully Automatic; Capacity [Litre]: 12,2; Black; Depth [mm]: 444; L 566 mm; Vehicle Trim Level: Fahrerhaus Standart; Vers. langer Füllstutzen / Vers. produced by BEHR; W 289 mm	8MA 376 705-081 Expansion Tank, coolant	778
Fully Automatic; Capacity [Litre]: 12,2; Black; Depth [mm]: 444; L 566 mm; Vehicle Trim Level: Fahrerhaus hoch; Vers. Füllstutzen kurz / Vers. produced by BEHR; W 289 mm	8MA 376 705-091 Expansion Tank, coolant	779								
Capacity [Litre]: 11,8; Depth [mm]: 220; + OE 0005002249; L 552 mm; Vers. produced by BEHR; W 455 mm	8MA 376 705-201 Expansion Tank, coolant	781								
Depth [mm]: 42; L 817 mm; Manual Transmission / Automatic Transmission; for vehicles with/without air conditioning; Vers. produced by BEHR; W 808 mm	8MK 376 721-211 Radiator, engine cooling	763								
Manual Transmission / Automatic Transmission; Vehicle Trim Level: SA 517237/02/03/06; →199177; for vehicles with/without air conditioning; Depth [mm]: 42; L 902 mm; Vers. produced by BEHR; W 808 mm	8MK 376 721-221 Radiator, engine cooling	763								
Manual Transmission / Automatic Transmission; Vehicle Trim Level: SA 517237/04/05; for vehicles with/without air conditioning; Depth [mm]: 40; L 952 mm; Vers. produced by BEHR; W 808 mm	8MK 376 721-231 Radiator, engine cooling	764								
Manual Transmission / Automatic Transmission; Vehicle Trim Level: 517237/15/16/17/18/ / 20/21/22/23/28/29; for vehicles with/without air conditioning; Depth [mm]: 42; L 1,015 mm; Vers. produced by BEHR; W 808 mm	8MK 376 721-491 Radiator, engine cooling	768								
Ø 233 mm; Thermic; to RPM: →1,800; Vers. produced by BEHR	8MV 376 730-061 Clutch, radiator fan	743								
Broad version: 1; Ø 750 mm; Number of Fan Blades: 8; Outer Width [mm]: 120; Vers. produced by BEHR; W 78 mm	8MV 376 733-081 Fan Wheel, engine cooling	751								
Ø 750 mm; Number of Fan Blades: 8; Outer Width [mm]: 85; Vers. produced by BEHR; W 78 mm	8MV 376 733-231 Fan Wheel, engine cooling	753								
Ø 750 mm; Number of Fan Blades: 8; Vers. produced by BEHR	8MV 376 733-261 Fan Wheel, engine cooling	753								
Manufacturer Restriction: für Sachs Kupplung; Vers. produced by BEHR	8MV 376 756-081 Fan Wheel, engine cooling	754								
Bore Ø [mm]: 200; Depth [mm]: 103; Ø 236 mm; Number of mounting bores: 6	8MV 376 758-451 Clutch, radiator fan	746								
3340 A	290 kW		04/97→10/02					Manual Transmission / Automatic Transmission; Vehicle Trim Level: SA 517237/02/03/06; →199177; for vehicles with/without air conditioning; Depth [mm]: 42; L 902 mm; Vers. produced by BEHR; W 808 mm	8MK 376 721-221 Radiator, engine cooling	763
								Manual Transmission / Automatic Transmission; Vehicle Trim Level: SA 517237/04/05; for vehicles with/without air conditioning; Depth [mm]: 40; L 952 mm; Vers. produced by BEHR; W 808 mm	8MK 376 721-231 Radiator, engine cooling	764
				Manual Transmission / Automatic Transmission; Vehicle Trim Level: 517237/15/16/17/18/ / 20/21/22/23/28/29; for vehicles with/without air conditioning; Depth [mm]: 42; L 1,015 mm; Vers. produced by BEHR; W 808 mm	8MK 376 721-491 Radiator, engine cooling	768				
				Ø 233 mm; Thermic; to RPM: →1,800; Vers. produced by BEHR	8MV 376 730-061 Clutch, radiator fan	743				

Manufacturer - Model	Power	Displ.	Year of Constr.	Remark	Part Number	Page				
MERCEDES-BENZ - ACTROS						04/96→				
3340 A	290 kW		04/97→10/02	Broad version: 1; Ø 750 mm; Number of Fan Blades: 8; Outer Width [mm]: 120; Vers. produced by BEHR; W 78 mm	8MV 376 733-081 Fan Wheel, engine cooling	751				
				Ø 750 mm; Number of Fan Blades: 8; Outer Width [mm]: 85; Vers. produced by BEHR; W 78 mm	8MV 376 733-231 Fan Wheel, engine cooling	753				
				Ø 750 mm; Number of Fan Blades: 8; Vers. produced by BEHR	8MV 376 733-261 Fan Wheel, engine cooling	753				
				Manufacturer Restriction: für Sachs Kupplung; Vers. produced by BEHR	8MV 376 756-081 Fan Wheel, engine cooling	754				
				Manufacturer Restriction: für Behr Kupplung; Vers. produced by BEHR	8MV 376 757-101 Fan Wheel, engine cooling	754				
				Bore Ø [mm]: 200; Depth [mm]: 103; Ø 236 mm; Number of mounting bores: 6	8MV 376 758-451 Clutch, radiator fan	746				
3340 AK	290 kW		04/97→10/02	Manual Transmission / Automatic Transmission; Vehicle Trim Level: SA 517237/02/03/06; →199177; for vehicles with/without air conditioning; Depth [mm]: 42; L 902 mm; Vers. produced by BEHR; W 808 mm	8MK 376 721-221 Radiator, engine cooling	763				
				Manual Transmission / Automatic Transmission; Vehicle Trim Level: SA 517237/04/05; for vehicles with/without air conditioning; Depth [mm]: 40; L 952 mm; Vers. produced by BEHR; W 808 mm	8MK 376 721-231 Radiator, engine cooling	764				
				Manual Transmission / Automatic Transmission; Vehicle Trim Level: 517237/15/17/28/29; for vehicles with/without air conditioning; Depth [mm]: 42; L 1,015 mm; Vers. produced by BEHR; W 808 mm	8MK 376 721-491 Radiator, engine cooling	768				
				Ø 233 mm; Thermic; to RPM: →1,800; Vers. produced by BEHR	8MV 376 730-061 Clutch, radiator fan	743				
				Broad version: 1; Ø 750 mm; Number of Fan Blades: 8; Outer Width [mm]: 120; Vers. produced by BEHR; W 78 mm	8MV 376 733-081 Fan Wheel, engine cooling	751				
				Ø 750 mm; Number of Fan Blades: 8; Outer Width [mm]: 85; Vers. produced by BEHR; W 78 mm	8MV 376 733-231 Fan Wheel, engine cooling	753				
				Ø 750 mm; Number of Fan Blades: 8; Vers. produced by BEHR	8MV 376 733-261 Fan Wheel, engine cooling	753				
				Manufacturer Restriction: für Sachs Kupplung; Vers. produced by BEHR	8MV 376 756-081 Fan Wheel, engine cooling	754				
				Manufacturer Restriction: für Behr Kupplung; Vers. produced by BEHR	8MV 376 757-101 Fan Wheel, engine cooling	754				
				Bore Ø [mm]: 200; Depth [mm]: 103; Ø 236 mm; Number of mounting bores: 6	8MV 376 758-451 Clutch, radiator fan	746				
				3343	315 kW		04/97→10/02	Fully Automatic; Capacity [Litre]: 12,2; Black; Depth [mm]: 444; L 566 mm; Vehicle Trim Level: Fahrerhaus Standard; Vers. langer Füllstutzen / Vers. produced by BEHR; W 289 mm	8MA 376 705-081 Expansion Tank, coolant	778
								Fully Automatic; Capacity [Litre]: 12,2; Black; Depth [mm]: 444; L 566 mm; Vehicle Trim Level: Fahrerhaus hoch; Vers. Füllstutzen kurz / Vers. produced by BEHR; W 289 mm	8MA 376 705-091 Expansion Tank, coolant	779
								Depth [mm]: 42; L 817 mm; Manual Transmission / Automatic Transmission; for vehicles with/without air conditioning; Vers. produced by BEHR; W 808 mm	8MK 376 721-211 Radiator, engine cooling	763
Manual Transmission / Automatic Transmission; Vehicle Trim Level: SA 517237/02/03/06; →199177; for vehicles with/without air conditioning; Depth [mm]: 42; L 902 mm; Vers. produced by BEHR; W 808 mm	8MK 376 721-221 Radiator, engine cooling	763								
Manual Transmission / Automatic Transmission; Vehicle Trim Level: SA 517237/04/05; for vehicles with/without air conditioning; Depth [mm]: 40; L 952 mm; Vers. produced by BEHR; W 808 mm	8MK 376 721-231 Radiator, engine cooling	764								
Manual Transmission / Automatic Transmission; Vehicle Trim Level: 517237/15/16/17/18/ / 20/21/22/23/28/29; for vehicles with/without air conditioning; Depth [mm]: 42; L 1,015 mm; Vers. produced by BEHR; W 808 mm	8MK 376 721-491 Radiator, engine cooling	768								
Ø 233 mm; Thermic; to RPM: →1,800; Vers. produced by BEHR	8MV 376 730-061 Clutch, radiator fan	743								
Broad version: 1; Ø 750 mm; Number of Fan Blades: 8; Outer Width [mm]: 120; Vers. produced by BEHR; W 78 mm	8MV 376 733-081 Fan Wheel, engine cooling	751								
Ø 750 mm; Number of Fan Blades: 8; Outer Width [mm]: 85; Vers. produced by BEHR; W 78 mm	8MV 376 733-231 Fan Wheel, engine cooling	753								
Ø 750 mm; Number of Fan Blades: 8; Vers. produced by BEHR	8MV 376 733-261 Fan Wheel, engine cooling	753								
Bore Ø [mm]: 200; Depth [mm]: 103; Ø 236 mm; Number of mounting bores: 6	8MV 376 758-451 Clutch, radiator fan	746								



Manufacturer - Model	Power	Displ.	Year of Constr.	Remark	Part Number	Page				
MERCEDES-BENZ - ACTROS						04/96→				
3343 AK	315 kW		04/97→10/02	+ OE 89100002004 / + OE 0005003149 / + OE A0005003149; Fully Automatic; Capacity [Litre]: 12,2; Black; Depth [mm]: 444; L 566 mm; Vehicle Trim Level: Fahrerhaus hoch; Vers. Füllstutzen kurz / Vers. produced by BEHR; W 289 mm	8MA 376 705-091 Expansion Tank, coolant	779				
				Manual Transmission / Automatic Transmission; Vehicle Trim Level: SA 517237/02/03/06; →199177; for vehicles with/without air conditioning; Depth [mm]: 42; L 902 mm; Vers. produced by BEHR; W 808 mm	8MK 376 721-221 Radiator, engine cooling	763				
				Manual Transmission / Automatic Transmission; Vehicle Trim Level: SA 517237/04/05; for vehicles with/without air conditioning; Depth [mm]: 40; L 952 mm; Vers. produced by BEHR; W 808 mm	8MK 376 721-231 Radiator, engine cooling	764				
				Manual Transmission / Automatic Transmission; Vehicle Trim Level: SA 517237/15/17/28/29; for vehicles with/without air conditioning; Depth [mm]: 42; L 1,015 mm; Vers. produced by BEHR; W 808 mm	8MK 376 721-491 Radiator, engine cooling	768				
				Ø 233 mm; Thermic; to RPM: →1,800; Vers. produced by BEHR	8MV 376 730-061 Clutch, radiator fan	743				
				Broad version: 1; Ø 750 mm; Number of Fan Blades: 8; Outer Width [mm]: 120; Vers. produced by BEHR; W 78 mm	8MV 376 733-081 Fan Wheel, engine cooling	751				
				Ø 750 mm; Number of Fan Blades: 8; Outer Width [mm]: 85; Vers. produced by BEHR; W 78 mm	8MV 376 733-231 Fan Wheel, engine cooling	753				
				Ø 750 mm; Number of Fan Blades: 8; Vers. produced by BEHR	8MV 376 733-261 Fan Wheel, engine cooling	753				
				Manufacturer Restriction: für Sachs Kupplung; Vers. produced by BEHR	8MV 376 756-081 Fan Wheel, engine cooling	754				
				Bore Ø [mm]: 200; Depth [mm]: 103; Ø 236 mm; Number of mounting bores: 6	8MV 376 758-451 Clutch, radiator fan	746				
				3343 AS	315 kW		04/97→10/02	Fully Automatic; Capacity [Litre]: 12,2; Black; Depth [mm]: 444; L 566 mm; Vehicle Trim Level: Fahrerhaus Standart; Vers. langer Füllstutzen / Vers. produced by BEHR; W 289 mm	8MA 376 705-081 Expansion Tank, coolant	778
								+ OE 89100002004 / + OE 0005003149 / + OE A0005003149; Fully Automatic; Capacity [Litre]: 12,2; Black; Depth [mm]: 444; L 566 mm; Vehicle Trim Level: Fahrerhaus hoch; Vers. Füllstutzen kurz / Vers. produced by BEHR; W 289 mm	8MA 376 705-091 Expansion Tank, coolant	779
								Manual Transmission / Automatic Transmission; Vehicle Trim Level: SA 517237/02/03/06; →199177; for vehicles with/without air conditioning; Depth [mm]: 42; L 902 mm; Vers. produced by BEHR; W 808 mm	8MK 376 721-221 Radiator, engine cooling	763
Manual Transmission / Automatic Transmission; Vehicle Trim Level: SA 517237/04/05; for vehicles with/without air conditioning; Depth [mm]: 40; L 952 mm; Vers. produced by BEHR; W 808 mm	8MK 376 721-231 Radiator, engine cooling	764								
Manual Transmission / Automatic Transmission; Vehicle Trim Level: SA 517237/15/16/17/18 / 20/21/22/23/28/29; for vehicles with/without air conditioning; Depth [mm]: 42; L 1,015 mm; Vers. produced by BEHR; W 808 mm	8MK 376 721-491 Radiator, engine cooling	768								
Ø 233 mm; Thermic; to RPM: →1,800; Vers. produced by BEHR	8MV 376 730-061 Clutch, radiator fan	743								
Broad version: 1; Ø 750 mm; Number of Fan Blades: 8; Outer Width [mm]: 120; Vers. produced by BEHR; W 78 mm	8MV 376 733-081 Fan Wheel, engine cooling	751								
Ø 750 mm; Number of Fan Blades: 8; Outer Width [mm]: 85; Vers. produced by BEHR; W 78 mm	8MV 376 733-231 Fan Wheel, engine cooling	753								
Ø 750 mm; Number of Fan Blades: 8; Vers. produced by BEHR	8MV 376 733-261 Fan Wheel, engine cooling	753								
Manufacturer Restriction: für Sachs Kupplung; Vers. produced by BEHR	8MV 376 756-081 Fan Wheel, engine cooling	754								
Bore Ø [mm]: 200; Depth [mm]: 103; Ø 236 mm; Number of mounting bores: 6	8MV 376 758-451 Clutch, radiator fan	746								
3343 B	315 kW		04/97→10/02					Fully Automatic; Capacity [Litre]: 12,2; Black; Depth [mm]: 444; L 566 mm; Vehicle Trim Level: Fahrerhaus Standart; Vers. langer Füllstutzen / Vers. produced by BEHR; W 289 mm	8MA 376 705-081 Expansion Tank, coolant	778
								Depth [mm]: 42; L 817 mm; Manual Transmission / Automatic Transmission; for vehicles with/without air conditioning; Vers. produced by BEHR; W 808 mm	8MK 376 721-211 Radiator, engine cooling	763

Manufacturer - Model	Power	Displ.	Year of Constr.	Remark	Part Number	Page
MERCEDES-BENZ - ACTROS						04/96→
3343 B	315 kW		04/97→10/02	Manual Transmission / Automatic Transmission; Vehicle Trim Level: SA 517237/02/03/06; →199177; for vehicles with/without air conditioning; Depth [mm]: 42; L 902 mm; Vers. produced by BEHR; W 808 mm	8MK 376 721-221 Radiator, engine cooling	763
				Ø 233 mm; Thermic; to RPM: →1,800; Vers. produced by BEHR	8MV 376 730-061 Clutch, radiator fan	743
				Broad version: 1; Ø 750 mm; Number of Fan Blades: 8; Outer Width [mm]: 120; Vers. produced by BEHR; W 78 mm	8MV 376 733-081 Fan Wheel, engine cooling	751
				Ø 750 mm; Number of Fan Blades: 8; Outer Width [mm]: 85; Vers. produced by BEHR; W 78 mm	8MV 376 733-231 Fan Wheel, engine cooling	753
				Manufacturer Restriction: für Sachs Kupplung; Vers. produced by BEHR	8MV 376 756-081 Fan Wheel, engine cooling	754
				Bore Ø [mm]: 200; Depth [mm]: 103; Ø 236 mm; Number of mounting bores: 6	8MV 376 758-451 Clutch, radiator fan	746
3343 K	315 kW		04/97→10/02	Fully Automatic; Capacity [Litre]: 12,2; Black; Depth [mm]: 444; L 566 mm; Vehicle Trim Level: Fahrerhaus Standart; Vers. langer Füllstutzen / Vers. produced by BEHR; W 289 mm	8MA 376 705-081 Expansion Tank, coolant	778
				+ OE 89100002004 / + OE 0005003149 / + OE A0005003149; Fully Automatic; Capacity [Litre]: 12,2; Black; Depth [mm]: 444; L 566 mm; Vehicle Trim Level: Fahrerhaus hoch; Vers. Füllstutzen kurz / Vers. produced by BEHR; W 289 mm	8MA 376 705-091 Expansion Tank, coolant	779
				Depth [mm]: 42; L 817 mm; Manual Transmission / Automatic Transmission; for vehicles with/without air conditioning; Vers. produced by BEHR; W 808 mm	8MK 376 721-211 Radiator, engine cooling	763
				Manual Transmission / Automatic Transmission; Vehicle Trim Level: SA 517237/02/03/06; →199177; for vehicles with/without air conditioning; Depth [mm]: 42; L 902 mm; Vers. produced by BEHR; W 808 mm	8MK 376 721-221 Radiator, engine cooling	763
				Manual Transmission / Automatic Transmission; Vehicle Trim Level: SA 517237/04/05; for vehicles with/without air conditioning; Depth [mm]: 40; L 952 mm; Vers. produced by BEHR; W 808 mm	8MK 376 721-231 Radiator, engine cooling	764
				Manual Transmission / Automatic Transmission; Vehicle Trim Level: 517237/15/17/28/29; for vehicles with/without air conditioning; Depth [mm]: 42; L 1,015 mm; Vers. produced by BEHR; W 808 mm	8MK 376 721-491 Radiator, engine cooling	768
				Ø 233 mm; Thermic; to RPM: →1,800; Vers. produced by BEHR	8MV 376 730-061 Clutch, radiator fan	743
				Broad version: 1; Ø 750 mm; Number of Fan Blades: 8; Outer Width [mm]: 120; Vers. produced by BEHR; W 78 mm	8MV 376 733-081 Fan Wheel, engine cooling	751
				Ø 750 mm; Number of Fan Blades: 8; Outer Width [mm]: 85; Vers. produced by BEHR; W 78 mm	8MV 376 733-231 Fan Wheel, engine cooling	753
				Ø 750 mm; Number of Fan Blades: 8; Vers. produced by BEHR	8MV 376 733-261 Fan Wheel, engine cooling	753
				Manufacturer Restriction: für Sachs Kupplung; Vers. produced by BEHR	8MV 376 756-081 Fan Wheel, engine cooling	754
Bore Ø [mm]: 200; Depth [mm]: 103; Ø 236 mm; Number of mounting bores: 6	8MV 376 758-451 Clutch, radiator fan	746				
3343 S	315 kW		04/97→10/02	Fully Automatic; Capacity [Litre]: 12,2; Black; Depth [mm]: 444; L 566 mm; Vehicle Trim Level: Fahrerhaus Standart; Vers. langer Füllstutzen / Vers. produced by BEHR; W 289 mm	8MA 376 705-081 Expansion Tank, coolant	778
				+ OE 89100002004 / + OE 0005003149 / + OE A0005003149; Fully Automatic; Capacity [Litre]: 12,2; Black; Depth [mm]: 444; L 566 mm; Vehicle Trim Level: Fahrerhaus hoch; Vers. Füllstutzen kurz / Vers. produced by BEHR; W 289 mm	8MA 376 705-091 Expansion Tank, coolant	779
				Depth [mm]: 42; L 817 mm; Manual Transmission / Automatic Transmission; for vehicles with/without air conditioning; Vers. produced by BEHR; W 808 mm	8MK 376 721-211 Radiator, engine cooling	763
				Manual Transmission / Automatic Transmission; Vehicle Trim Level: SA 517237/02/03/06; →199177; for vehicles with/without air conditioning; Depth [mm]: 42; L 902 mm; Vers. produced by BEHR; W 808 mm	8MK 376 721-221 Radiator, engine cooling	763
Manual Transmission / Automatic Transmission; Vehicle Trim Level: SA 517237/04/05; for vehicles with/without air conditioning; Depth [mm]: 40; L 952 mm; Vers. produced by BEHR; W 808 mm	8MK 376 721-231 Radiator, engine cooling	764				

Manufacturer - Model	Power	Displ.	Year of Constr.	Remark	Part Number	Page				
MERCEDES-BENZ - ACTROS						04/96→				
3343 S	315 kW		04/97→10/02	Manual Transmission / Automatic Transmission; Vehicle Trim Level: 517237/15/16/17/18/ / 20/21/22/23/28/29; for vehicles with/without air conditioning; Depth [mm]: 42; L 1,015 mm; Vers. produced by BEHR; W 808 mm	8MK 376 721-491 Radiator, engine cooling	768				
				Depth [mm]: 52; L 1,015 mm; W 810 mm	8MK 376 737-121 Radiator, engine cooling	771				
				Depth [mm]: 52; L 1,015 mm; Vers. produced by BEHR; W 808 mm	8MK 376 756-151 Radiator, engine cooling	772				
				Depth [mm]: 57; L 1,013 mm; Vers. produced by AKG; W 812 mm	8MK 376 765-181 Radiator, engine cooling	773				
				Ø 233 mm; Thermic; to RPM: →1,800; Vers. produced by BEHR	8MV 376 730-061 Clutch, radiator fan	743				
				Broad version: 1; Ø 750 mm; Number of Fan Blades: 8; Outer Width [mm]: 120; Vers. produced by BEHR; W 78 mm	8MV 376 733-081 Fan Wheel, engine cooling	751				
				Ø 750 mm; Number of Fan Blades: 8; Outer Width [mm]: 85; Vers. produced by BEHR; W 78 mm	8MV 376 733-231 Fan Wheel, engine cooling	753				
				Ø 750 mm; Number of Fan Blades: 8; Vers. produced by BEHR	8MV 376 733-261 Fan Wheel, engine cooling	753				
				Manufacturer Restriction: für Sachs Kupplung; Vers. produced by BEHR	8MV 376 756-081 Fan Wheel, engine cooling	754				
				Bore Ø [mm]: 200; Depth [mm]: 103; Ø 236 mm; Number of mounting bores: 6	8MV 376 758-451 Clutch, radiator fan	746				
2535 LS	335 kW		04/97→10/02	Fully Automatic; Capacity [Litre]: 12,2; Black; Depth [mm]: 444; L 566 mm; Vehicle Trim Level: Fahrerhaus Standart; Vers. langer Füllstutzen / Vers. produced by BEHR; W 289 mm	8MA 376 705-081 Expansion Tank, coolant	778				
				Fully Automatic; Capacity [Litre]: 12,2; Black; Depth [mm]: 444; L 566 mm; Vehicle Trim Level: Fahrerhaus hoch; Vers. Füllstutzen kurz / Vers. produced by BEHR; W 289 mm	8MA 376 705-091 Expansion Tank, coolant	779				
				Depth [mm]: 42; L 817 mm; Manual Transmission / Automatic Transmission; for vehicles with/without air conditioning; Vers. produced by BEHR; W 808 mm	8MK 376 721-211 Radiator, engine cooling	763				
				Manual Transmission / Automatic Transmission; Vehicle Trim Level: SA 517237/02/03/06; →199177; for vehicles with/without air conditioning; Depth [mm]: 42; L 902 mm; Vers. produced by BEHR; W 808 mm	8MK 376 721-221 Radiator, engine cooling	763				
				Broad version: 1; Ø 750 mm; Number of Fan Blades: 8; Outer Width [mm]: 120; Vers. produced by BEHR; W 78 mm	8MV 376 733-081 Fan Wheel, engine cooling	751				
				Ø 750 mm; Number of Fan Blades: 8; Outer Width [mm]: 85; Vers. produced by BEHR; W 78 mm	8MV 376 733-231 Fan Wheel, engine cooling	753				
				Manufacturer Restriction: für Behr Kupplung; Vers. produced by BEHR	8MV 376 757-101 Fan Wheel, engine cooling	754				
				Bore Ø [mm]: 200; Depth [mm]: 103; Ø 236 mm; Number of mounting bores: 6	8MV 376 758-451 Clutch, radiator fan	746				
				3348 AK	350 kW		04/97→10/02	Manual Transmission / Automatic Transmission; Vehicle Trim Level: SA 517237/02/03/06; →199177; for vehicles with/without air conditioning; Depth [mm]: 42; L 902 mm; Vers. produced by BEHR; W 808 mm	8MK 376 721-221 Radiator, engine cooling	763
								Manual Transmission / Automatic Transmission; Vehicle Trim Level: 517237/15/17/28/29; for vehicles with/without air conditioning; Depth [mm]: 42; L 1,015 mm; Vers. produced by BEHR; W 808 mm	8MK 376 721-491 Radiator, engine cooling	768
Ø 233 mm; Thermic; to RPM: →1,800; Vers. produced by BEHR	8MV 376 730-061 Clutch, radiator fan	743								
Broad version: 1; Ø 750 mm; Number of Fan Blades: 8; Outer Width [mm]: 120; Vers. produced by BEHR; W 78 mm	8MV 376 733-081 Fan Wheel, engine cooling	751								
Ø 750 mm; Number of Fan Blades: 8; Vers. produced by BEHR	8MV 376 733-261 Fan Wheel, engine cooling	753								
Bore Ø [mm]: 200; Depth [mm]: 103; Ø 236 mm; Number of mounting bores: 6	8MV 376 758-451 Clutch, radiator fan	746								
3348 AS	350 kW		04/97→10/02	Fully Automatic; Capacity [Litre]: 12,2; Black; Depth [mm]: 444; L 566 mm; Vehicle Trim Level: Fahrerhaus Standart; Vers. langer Füllstutzen / Vers. produced by BEHR; W 289 mm	8MA 376 705-081 Expansion Tank, coolant	778				
				Manual Transmission / Automatic Transmission; Vehicle Trim Level: SA 517237/02/03/06; →199177; for vehicles with/without air conditioning; Depth [mm]: 42; L 902 mm; Vers. produced by BEHR; W 808 mm	8MK 376 721-221 Radiator, engine cooling	763				

Manufacturer - Model	Power	Displ.	Year of Constr.	Remark	Part Number	Page
MERCEDES-BENZ - ACTROS						04/96→
3348 AS	350 kW		04/97→10/02	Manual Transmission / Automatic Transmission; Vehicle Trim Level: 517237/15/16/17/18/ / 20/21/22/23/28/29; for vehicles with/without air conditioning; Depth [mm]: 42; L 1,015 mm; Vers. produced by BEHR; W 808 mm	8MK 376 721-491 Radiator, engine cooling	768
				Ø 233 mm; Thermic; to RPM: →1,800; Vers. produced by BEHR	8MV 376 730-061 Clutch, radiator fan	743
				Broad version: 1; Ø 750 mm; Number of Fan Blades: 8; Outer Width [mm]: 120; Vers. produced by BEHR; W 78 mm	8MV 376 733-081 Fan Wheel, engine cooling	751
				Ø 750 mm; Number of Fan Blades: 8; Outer Width [mm]: 85; Vers. produced by BEHR; W 78 mm	8MV 376 733-231 Fan Wheel, engine cooling	753
				Ø 750 mm; Number of Fan Blades: 8; Vers. produced by BEHR	8MV 376 733-261 Fan Wheel, engine cooling	753
				Bore Ø [mm]: 200; Depth [mm]: 103; Ø 236 mm; Number of mounting bores: 6	8MV 376 758-451 Clutch, radiator fan	746
3348 S	350 kW		04/97→10/02	Fully Automatic; Capacity [Litre]: 12,2; Black; Depth [mm]: 444; L 566 mm; Vehicle Trim Level: Fahrerhaus Standart; Vers. langer Füllstutzen / Vers. produced by BEHR; W 289 mm	8MA 376 705-081 Expansion Tank, coolant	778
				Depth [mm]: 42; L 817 mm; Manual Transmission / Automatic Transmission; for vehicles with/without air conditioning; Vers. produced by BEHR; W 808 mm	8MK 376 721-211 Radiator, engine cooling	763
				Manual Transmission / Automatic Transmission; Vehicle Trim Level: SA 517237/02/03/06; →199177; for vehicles with/without air conditioning; Depth [mm]: 42; L 902 mm; Vers. produced by BEHR; W 808 mm	8MK 376 721-221 Radiator, engine cooling	763
				Manual Transmission / Automatic Transmission; Vehicle Trim Level: SA 517237/04/05; for vehicles with/without air conditioning; Depth [mm]: 40; L 952 mm; Vers. produced by BEHR; W 808 mm	8MK 376 721-231 Radiator, engine cooling	764
				Manual Transmission / Automatic Transmission; Vehicle Trim Level: 517237/15/16/17/18/ / 20/21/22/23/28/29; for vehicles with/without air conditioning; Depth [mm]: 42; L 1,015 mm; Vers. produced by BEHR; W 808 mm	8MK 376 721-491 Radiator, engine cooling	768
				Depth [mm]: 52; L 1,015 mm; W 810 mm	8MK 376 737-121 Radiator, engine cooling	771
				Depth [mm]: 52; L 1,015 mm; Vers. produced by BEHR; W 808 mm	8MK 376 756-151 Radiator, engine cooling	772
				Depth [mm]: 57; L 1,013 mm; Vers. produced by AKG; W 812 mm	8MK 376 765-181 Radiator, engine cooling	773
				Ø 233 mm; Thermic; to RPM: →2,375; Vers. produced by BEHR	8MV 376 729-481 Clutch, radiator fan	742
				Ø 233 mm; Thermic; to RPM: →1,800; Vers. produced by BEHR	8MV 376 730-061 Clutch, radiator fan	743
				Broad version: 1; Ø 750 mm; Number of Fan Blades: 8; Outer Width [mm]: 120; Vers. produced by BEHR; W 78 mm	8MV 376 733-081 Fan Wheel, engine cooling	751
				Ø 750 mm; Number of Fan Blades: 8; Outer Width [mm]: 85; Vers. produced by BEHR; W 78 mm	8MV 376 733-231 Fan Wheel, engine cooling	753
				Ø 750 mm; Number of Fan Blades: 8; Vers. produced by BEHR	8MV 376 733-261 Fan Wheel, engine cooling	753
				Manufacturer Restriction: für Behr Kupplung; Vers. produced by BEHR	8MV 376 757-101 Fan Wheel, engine cooling	754
				Bore Ø [mm]: 200; Depth [mm]: 103; Ø 236 mm; Number of mounting bores: 6	8MV 376 758-451 Clutch, radiator fan	746
				3353 AS	390 kW	
Manual Transmission / Automatic Transmission; Vehicle Trim Level: SA 517237/02/03/06; →199177; for vehicles with/without air conditioning; Depth [mm]: 42; L 902 mm; Vers. produced by BEHR; W 808 mm	8MK 376 721-221 Radiator, engine cooling	763				
Manual Transmission / Automatic Transmission; Vehicle Trim Level: 517237/15/16/17/18/ / 20/21/22/23/28/29; for vehicles with/without air conditioning; Depth [mm]: 42; L 1,015 mm; Vers. produced by BEHR; W 808 mm	8MK 376 721-491 Radiator, engine cooling	768				
Ø 233 mm; Thermic; Vers. produced by BEHR	8MV 376 728-381 Clutch, radiator fan	742				
Broad version: 1; Ø 750 mm; Number of Fan Blades: 8; Outer Width [mm]: 120; Vers. produced by BEHR; W 78 mm	8MV 376 733-081 Fan Wheel, engine cooling	751				
Ø 750 mm; Number of Fan Blades: 8; Outer Width [mm]: 85; Vers. produced by BEHR; W 78 mm	8MV 376 733-231 Fan Wheel, engine cooling	753				

Manufacturer - Model	Power	Displ.	Year of Constr.	Remark	Part Number	Page
MERCEDES-BENZ - ACTROS						04/96→
3353 AS	390 kW		04/97→10/02	Manufacturer Restriction: für Behr Kupplung; Vers. produced by BEHR	8MV 376 757-101 Fan Wheel, engine cooling	754
				Bore Ø [mm]: 200; Depth [mm]: 103; Ø 236 mm; Number of mounting bores: 6	8MV 376 758-451 Clutch, radiator fan	746
				Fully Automatic ; Capacity [Litre]: 12,2; Black; Depth [mm]: 444; L 566 mm; Vehicle Trim Level: Fahrerhaus Standart; Vers. langer Füllstutzen / Vers. produced by BEHR; W 289 mm	8MA 376 705-081 Expansion Tank, coolant	778
				+ OE 89100002004 / + OE 0005003149 / + OE A0005003149; Fully Automatic ; Capacity [Litre]: 12,2; Black; Depth [mm]: 444; L 566 mm; Vehicle Trim Level: Fahrerhaus hoch; Vers. Füllstutzen kurz / Vers. produced by BEHR; W 289 mm	8MA 376 705-091 Expansion Tank, coolant	779
				Depth [mm]: 42; L 817 mm; Manual Transmission / Automatic Transmission; for vehicles with/without air conditioning; Vers. produced by BEHR; W 808 mm	8MK 376 721-211 Radiator, engine cooling	763
				Manual Transmission / Automatic Transmission; Vehicle Trim Level: SA 517237/02/03/06; → 199177 ; for vehicles with/without air conditioning; Depth [mm]: 42; L 902 mm; Vers. produced by BEHR; W 808 mm	8MK 376 721-221 Radiator, engine cooling	763
				Manual Transmission / Automatic Transmission; Vehicle Trim Level: SA 517237/04/05; for vehicles with/without air conditioning ; Depth [mm]: 40; L 952 mm; Vers. produced by BEHR; W 808 mm	8MK 376 721-231 Radiator, engine cooling	764
				Manual Transmission / Automatic Transmission; Vehicle Trim Level: 517237/15/16/17/18 / 20/21/22/23/28/29; for vehicles with/without air conditioning ; Depth [mm]: 42; L 1,015 mm; Vers. produced by BEHR; W 808 mm	8MK 376 721-491 Radiator, engine cooling	768
				Depth [mm]: 52; L 1,015 mm; W 810 mm	8MK 376 737-121 Radiator, engine cooling	771
				Depth [mm]: 52; L 1,015 mm; Vers. produced by BEHR; W 808 mm	8MK 376 756-151 Radiator, engine cooling	772
				Depth [mm]: 57; L 1,013 mm; Vers. produced by AKG; W 812 mm	8MK 376 765-181 Radiator, engine cooling	773
				Ø 233 mm; Thermic; Vers. produced by BEHR	8MV 376 728-381 Clutch, radiator fan	742
				Broad version: 1; Ø 750 mm; Number of Fan Blades: 8; Outer Width [mm]: 120; Vers. produced by BEHR; W 78 mm	8MV 376 733-081 Fan Wheel, engine cooling	751
				3357 S	420 kW	
Manufacturer Restriction: für Behr Kupplung; Vers. produced by BEHR	8MV 376 757-101 Fan Wheel, engine cooling	754				
Bore Ø [mm]: 200; Depth [mm]: 103; Ø 236 mm; Number of mounting bores: 6	8MV 376 758-451 Clutch, radiator fan	746				
Fully Automatic ; Capacity [Litre]: 12,2; Black; Depth [mm]: 444; L 566 mm; Vehicle Trim Level: Fahrerhaus Standart; Vers. langer Füllstutzen / Vers. produced by BEHR; W 289 mm	8MA 376 705-081 Expansion Tank, coolant	778				
Depth [mm]: 42; L 817 mm; Manual Transmission / Automatic Transmission; for vehicles with/without air conditioning; Vers. produced by BEHR; W 808 mm	8MK 376 721-211 Radiator, engine cooling	763				
Manual Transmission / Automatic Transmission; Vehicle Trim Level: SA 517237/02/03/06; → 199177 ; for vehicles with/without air conditioning; Depth [mm]: 42; L 902 mm; Vers. produced by BEHR; W 808 mm	8MK 376 721-221 Radiator, engine cooling	763				
Manual Transmission / Automatic Transmission; Vehicle Trim Level: 517237/15/16/17/18 / 20/21/22/23/28/29; for vehicles with/without air conditioning ; Depth [mm]: 42; L 1,015 mm; Vers. produced by BEHR; W 808 mm	8MK 376 721-491 Radiator, engine cooling	768				
Depth [mm]: 52; L 1,015 mm; W 810 mm	8MK 376 737-121 Radiator, engine cooling	771				
Depth [mm]: 52; L 1,015 mm; Vers. produced by BEHR; W 808 mm	8MK 376 756-151 Radiator, engine cooling	772				
Depth [mm]: 57; L 1,013 mm; Vers. produced by AKG; W 812 mm	8MK 376 765-181 Radiator, engine cooling	773				
Ø 233 mm; Thermic; Vers. produced by BEHR	8MV 376 728-381 Clutch, radiator fan	742				
Broad version: 1; Ø 750 mm; Number of Fan Blades: 8; Outer Width [mm]: 120; Vers. produced by BEHR; W 78 mm	8MV 376 733-081 Fan Wheel, engine cooling	751				
Ø 750 mm; Number of Fan Blades: 8; Outer Width [mm]: 85; Vers. produced by BEHR; W 78 mm	8MV 376 733-231 Fan Wheel, engine cooling	753				

Manufacturer - Model	Power	Displ.	Year of Constr.	Remark	Part Number	Page				
MERCEDES-BENZ - ACTROS						04/96→				
3357 S	420 kW		04/97→10/02	Bore Ø [mm]: 200; Depth [mm]: 103; Ø 236 mm; Number of mounting bores: 6	8MV 376 758-451 Clutch, radiator fan	746				
4148 AK	350 kW		04/97→10/02	Fully Automatic ; Capacity [Litre]: 12,2; Black; Depth [mm]: 444; L 566 mm; Vehicle Trim Level: Fahrerhaus Standart; Vers. langer Füllstutzen / Vers. produced by BEHR; W 289 mm	8MA 376 705-081 Expansion Tank, coolant	778				
				Manual Transmission / Automatic Transmission ; Vehicle Trim Level: SA 517237/02/03/06;  →199177; for vehicles with/without air conditioning; Depth [mm]: 42; L 902 mm; Vers. produced by BEHR; W 808 mm	8MK 376 721-221 Radiator, engine cooling	763				
				Manual Transmission / Automatic Transmission ; Vehicle Trim Level: 517237/15/17/28/29; for vehicles with/without air conditioning; Depth [mm]: 42; L 1,015 mm; Vers. produced by BEHR; W 808 mm	8MK 376 721-491 Radiator, engine cooling	768				
				Ø 233 mm; Thermic; to RPM: →1,800; Vers. produced by BEHR	8MV 376 730-061 Clutch, radiator fan	743				
				Broad version: 1; Ø 750 mm; Number of Fan Blades: 8; Outer Width [mm]: 120; Vers. produced by BEHR; W 78 mm	8MV 376 733-081 Fan Wheel, engine cooling	751				
				Ø 750 mm; Number of Fan Blades: 8; Outer Width [mm]: 85; Vers. produced by BEHR; W 78 mm	8MV 376 733-231 Fan Wheel, engine cooling	753				
				Ø 750 mm; Number of Fan Blades: 8; Vers. produced by BEHR	8MV 376 733-261 Fan Wheel, engine cooling	753				
				Bore Ø [mm]: 200; Depth [mm]: 103; Ø 236 mm; Number of mounting bores: 6	8MV 376 758-451 Clutch, radiator fan	746				
				MERCEDES-BENZ - ACTROS MP2 / MP3						
										10/02→
1831 AK	230 kW		04/03→	Manual Transmission / Automatic Transmission ; Vehicle Trim Level: SA 517237/02/03/06;  →199177; for vehicles with/without air conditioning; Depth [mm]: 42; L 902 mm; Vers. produced by BEHR; W 808 mm	8MK 376 721-221 Radiator, engine cooling	763				
1831 K	230 kW		04/03→							
1835 AK	260 kW		04/03→							
1835 K	260 kW		04/03→							
1836 LS, LLS	265 kW		06/08→							
1840 AK	290 kW		04/03→							
1840 LS, LLS	295 kW		06/08→							
1843 LS, LLS	315 kW		06/08→							
1848 AK	350 kW		04/03→							
2046 AK	335 kW		04/03→							
2046 AS	335 kW		04/03→							
2048 AK	350 kW		04/03→							
2451 LS	375 kW		06/08→							
2455 LS	405 kW		06/08→							
2460 LS	440 kW		06/08→							
2536 L, LL	265 kW		06/08→							
2540 L, LL	295 kW		06/08→							
2543 L, LL	315 kW		06/08→							
2631 LS	230 kW		10/02→							
2631 LS	230 kW		10/09→							
2632 LS	235 kW		10/09→							

Manufacturer - Model	Power	Displ.	Year of Constr.	Remark	Part Number	Page			
MERCEDES-BENZ - ACTROS MP2 / MP3						10/02→			
2635 LS	260 kW		10/02→	Manual Transmission / Automatic Transmission; Vehicle Trim Level: SA 517237/02/03/06; →199177; for vehicles with/without air conditioning; Depth [mm]: 42; L 902 mm; Vers. produced by BEHR; W 808 mm	8MK 376 721-221 Radiator, engine cooling	763			
2635 LS	260 kW		10/09→						
2636 LS	265 kW		10/09→						
2640 LS	290 kW		10/02→						
2640 LS	290 kW		10/09→						
2641 LS	300 kW		10/09→						
2643 LS	315 - 320 kW		10/09→						
2646 LS	335 kW		10/09→						
2648 LS	350 kW		10/02→						
2648 LS	355 kW		10/09→						
2651 L	375 kW		04/03→						
2651 LS	375 kW		10/09→						
2653 LS	390 kW		10/09→						
2655 LS	405 kW		10/09→						
2665 LS	480 kW		04/03→						
3231 B	230 kW		04/03→						
3235 B	260 kW		04/03→						
3235 K	260 kW		04/03→						
3240	290 kW		04/03→						
3240 B	290 kW		04/03→						
3240 K	290 kW		04/03→						
3243 B	315 kW		04/03→						
3243 K	315 kW		04/03→						
3331 B	230 kW		04/03→						
3331 K	230 kW		04/03→						
3335 A	260 kW		04/03→						
3335 K	260 kW		04/03→						
3339 A	290 kW		04/03→						
3339 AK	290 kW		04/03→						
3339 K	290 kW		04/03→						
3343 AK	315 kW		04/03→						
3343 K	315 kW		04/03→						
3346 AK	335 kW		04/03→						
3355 A	405 kW		04/03→						
3355 AK	405 kW		04/03→						
3360 A	440 kW		04/03→						
3360 AK	440 kW		04/03→						
3365 A	480 kW		04/03→						
4140 B	290 kW		04/03→						
4141	300 kW		06/08→						
4141 B	300 kW		06/08→						
4143 B	315 kW		04/03→						
4144 B	320 kW		06/08→						
4146 B	335 kW		06/08→						
4148 B	350 kW		06/08→						
4155 K	405 kW		04/03→						
4160 K	440 kW		04/03→						
1832, L, LL	235 kW		04/03→	Fully Automatic; Capacity [Litre]: 12,2; Black; Depth [mm]: 444; L 566 mm; Vehicle Trim Level: Fahrerhaus Standard; Vers. langer Füllstutzen / Vers. produced by BEHR; W 289 mm	8MA 376 705-081 Expansion Tank, coolant	778			
1841, L, LL	320 kW		04/03→				Fully Automatic; Capacity [Litre]: 12,2; Black; Depth [mm]: 444; L 566 mm; Vehicle Trim Level: Fahrerhaus hoch; Vers. Füllstutzen kurz / Vers. produced by BEHR; W 289 mm	8MA 376 705-091 Expansion Tank, coolant	779
							Manual Transmission / Automatic Transmission; Vehicle Trim Level: SA 517237/02/03/06; →199177; for vehicles with/without air conditioning; Depth [mm]: 42; L 902 mm; Vers. produced by BEHR; W 808 mm	8MK 376 721-221 Radiator, engine cooling	763
							Manual Transmission / Automatic Transmission; Vehicle Trim Level: 517237/15/16/17/18; for vehicles with/without air conditioning; Depth [mm]: 42; L 1,015 mm; Vers. produced by BEHR; W 808 mm	8MK 376 721-491 Radiator, engine cooling	768
							Depth [mm]: 52; L 1,015 mm; W 810 mm	8MK 376 737-121 Radiator, engine cooling	771
							Depth [mm]: 52; L 1,015 mm; Vers. produced by BEHR; W 808 mm	8MK 376 756-151 Radiator, engine cooling	772
							Ø 233 mm; Thermic; to RPM: →1,800; Vers. produced by BEHR	8MV 376 730-061 Clutch, radiator fan	743
							Broad version: 1; Ø 750 mm; Number of Fan Blades: 8; Outer Width [mm]: 120; Vers. produced by BEHR; W 78 mm	8MV 376 733-081 Fan Wheel, engine cooling	751
							Ø 260 mm; elec.; Vers. produced by BEHR	8MV 376 757-461 Clutch, radiator fan	745
							Bore Ø [mm]: 200; Depth [mm]: 103; Ø 236 mm; Number of mounting bores: 6	8MV 376 758-451 Clutch, radiator fan	746

Manufacturer - Model	Power	Displ.	Year of Constr.	Remark	Part Number	Page
MERCEDES-BENZ - ACTROS MP2 / MP3						10/02→
1836 AK	235 kW		04/03→	Fully Automatic ; Capacity [Litre]: 12,2; Black; Depth [mm]: 444; L 566 mm; Vehicle Trim Level: Fahrerhaus Standard; Vers. langer Füllstutzen / Vers. produced by BEHR; W 289 mm	8MA 376 705-081 Expansion Tank, coolant	778
				Manual Transmission / Automatic Transmission ; Vehicle Trim Level: SA 517237/02/03/06; →199177; for vehicles with/without air conditioning; Depth [mm]: 42; L 902 mm; Vers. produced by BEHR; W 808 mm	8MK 376 721-221 Radiator, engine cooling	763
				Ø 233 mm; Thermic; to RPM: →1,800; Vers. produced by BEHR	8MV 376 730-061 Clutch, radiator fan	743
				Broad version: 1; Ø 750 mm; Number of Fan Blades: 8; Outer Width [mm]: 120; Vers. produced by BEHR; W 78 mm	8MV 376 733-081 Fan Wheel, engine cooling	751
				Ø 260 mm; elec.; Vers. produced by BEHR	8MV 376 757-461 Clutch, radiator fan	745
				Bore Ø [mm]: 200; Depth [mm]: 103; Ø 236 mm; Number of mounting bores: 6	8MV 376 758-451 Clutch, radiator fan	746
1832 LS	235 kW		04/03→	Fully Automatic ; Capacity [Litre]: 12,2; Black; Depth [mm]: 444; L 566 mm; Vehicle Trim Level: Fahrerhaus Standard; Vers. langer Füllstutzen / Vers. produced by BEHR; W 289 mm	8MA 376 705-081 Expansion Tank, coolant	778
				Manual Transmission / Automatic Transmission ; Vehicle Trim Level: SA 517237/02/03/06; →199177; for vehicles with/without air conditioning; Depth [mm]: 42; L 902 mm; Vers. produced by BEHR; W 808 mm	8MK 376 721-221 Radiator, engine cooling	763
				Depth [mm]: 57; L 1,013 mm; Vers. produced by AKG; W 812 mm	8MK 376 765-181 Radiator, engine cooling	773
				Ø 233 mm; Thermic; to RPM: →1,800; Vers. produced by BEHR	8MV 376 730-061 Clutch, radiator fan	743
				Broad version: 1; Ø 750 mm; Number of Fan Blades: 8; Outer Width [mm]: 120; Vers. produced by BEHR; W 78 mm	8MV 376 733-081 Fan Wheel, engine cooling	751
				Ø 260 mm; elec.; Vers. produced by BEHR	8MV 376 757-461 Clutch, radiator fan	745
				Bore Ø [mm]: 200; Depth [mm]: 103; Ø 236 mm; Number of mounting bores: 6	8MV 376 758-451 Clutch, radiator fan	746
1832, L, LL 1836, L, LL	265 kW 300 kW		04/03→ 04/03→	Fully Automatic ; Capacity [Litre]: 12,2; Black; Depth [mm]: 444; L 566 mm; Vehicle Trim Level: Fahrerhaus Standard; Vers. langer Füllstutzen / Vers. produced by BEHR; W 289 mm	8MA 376 705-081 Expansion Tank, coolant	778
				Fully Automatic ; Capacity [Litre]: 12,2; Black; Depth [mm]: 444; L 566 mm; Vehicle Trim Level: Fahrerhaus hoch; Vers. Füllstutzen kurz / Vers. produced by BEHR; W 289 mm	8MA 376 705-091 Expansion Tank, coolant	779
				Manual Transmission / Automatic Transmission ; Vehicle Trim Level: SA 517237/02/03/06; →199177; for vehicles with/without air conditioning; Depth [mm]: 42; L 902 mm; Vers. produced by BEHR; W 808 mm	8MK 376 721-221 Radiator, engine cooling	763
				Manual Transmission / Automatic Transmission ; Vehicle Trim Level: 517237/15/16/17/18; for vehicles with/without air conditioning; Depth [mm]: 42; L 1,015 mm; Vers. produced by BEHR; W 808 mm	8MK 376 721-491 Radiator, engine cooling	768
				Depth [mm]: 52; L 1,015 mm; W 810 mm	8MK 376 737-121 Radiator, engine cooling	771
				Depth [mm]: 52; L 1,015 mm; Vers. produced by BEHR; W 808 mm	8MK 376 756-151 Radiator, engine cooling	772
				Ø 233 mm; Thermic; to RPM: →1,800; Vers. produced by BEHR	8MV 376 730-061 Clutch, radiator fan	743
				Broad version: 1; Ø 750 mm; Number of Fan Blades: 8; Outer Width [mm]: 120; Vers. produced by BEHR; W 78 mm	8MV 376 733-081 Fan Wheel, engine cooling	751
				Bore Ø [mm]: 200; Depth [mm]: 103; Ø 236 mm; Number of mounting bores: 6	8MV 376 758-451 Clutch, radiator fan	746
1836 A 1841 AK 1861 LS 2048 AS 2054 S 2432 LS 2436 LS 2441 LS 2444 LS 2446 LS 2448 LS 2532 LS 2541 LS 2548 LS 2550, LS 2550 LS	265 kW 300 kW 450 kW 350 kW 395 kW 235 kW 265 kW 300 kW 320 kW 335 kW 350 kW 230 - 235 kW 290 kW 350 kW 370 kW 370 kW		04/03→ 05/05→ 04/03→ 04/03→ 06/08→ 06/08→ 06/08→ 06/08→ 06/08→ 06/08→ 06/08→ 04/03→ 04/03→ 04/03→ 04/03→ 04/03→	Manual Transmission / Automatic Transmission ; Vehicle Trim Level: SA 517237/02/03/06; →199177; for vehicles with/without air conditioning; Depth [mm]: 42; L 902 mm; Vers. produced by BEHR; W 808 mm	8MK 376 721-221 Radiator, engine cooling	763
				Bore Ø [mm]: 200; Depth [mm]: 103; Ø 236 mm; Number of mounting bores: 6	8MV 376 758-451 Clutch, radiator fan	746

Manufacturer - Model	Power	Displ.	Year of Constr.	Remark	Part Number	Page
MERCEDES-BENZ - ACTROS MP2 / MP3						10/02→
2554, L	395 kW		04/03→	Manual Transmission / Automatic Transmission; Vehicle Trim Level: SA 517237/02/03/06; →199177; for vehicles with/without air conditioning; Depth [mm]: 42; L 902 mm; Vers. produced by BEHR; W 808 mm	8MK 376 721-221	763
2554 LS	395 kW		04/03→		Radiator, engine cooling	
2732 AE	235 kW		06/08→			
2732 AKE	235 kW		06/08→			
2736 AE	265 kW		06/08→			
2736 AKE	265 kW		06/08→			
2741 AE	300 kW		06/08→		8MV 376 758-451	746
2741 AKE	300 kW		06/08→		Bore Ø [mm]: 200; Depth [mm]: 103; Ø 236 mm; Number of mounting bores: 6	Clutch, radiator fan
2744 AE	320 kW		06/08→			
2744 AKE	320 kW		06/08→			
2746 AE	335 kW		06/08→			
2746 AKE	335 kW		06/08→			
2748 AE	350 kW		06/08→			
2748 AKE	350 kW		06/08→			
3236 B	265 kW		04/03→			
3236 L	265 kW		04/03→			
3236 L	265 kW		06/08→			
3241 L	300 kW		06/08→			
3243	315 kW		10/02→			
3244	320 kW		04/03→			
3246	335 kW		04/03→			
3248, L	350 kW		04/03→			
3332 AK	235 kW		04/03→			
3332 AKE	235 kW					
3332 AS	235 kW		04/03→			
3336 AKE	260 - 265 kW					
3341 A	300 kW		04/03→			
3341 AK	300 kW		04/03→			
3341 AKE	300 kW					
3341 AS	300 kW		04/03→			
3344 AKE	320 kW					
3346 A	335 kW		04/03→			
3346 AKE	335 kW					
3348 A	350 kW		04/03→			
3348 AK	350 kW		04/03→			
3348 AKE	350 kW					
3348 AS	350 kW		04/03→			
3350 S	370 kW		06/09→			
3358 K	425 kW		04/03→			
3550 S	370 kW		06/09→			
4036 K	265 kW		06/09→			
4146 B	335 kW		04/03→			
4148 B	350 kW		04/03→			
4154 S	395 kW		04/03→			
4165 S	480 kW		08/08→			
4841 K	408 kW		08/09→			
1836 K	265 kW		04/03→	Fully Automatic; Capacity [Litre]: 12,2; Black; Depth [mm]: 444; L 566 mm; Vehicle Trim Level: Fahrerhaus Standart; Vers. langer Füllstutzen / Vers. produced by BEHR; W 289 mm	8MA 376 705-081	778
2041 AK	290 - 300 kW		04/03→		Expansion Tank, coolant	
				Manual Transmission / Automatic Transmission; Vehicle Trim Level: SA 517237/02/03/06; →199177; for vehicles with/without air conditioning; Depth [mm]: 42; L 902 mm; Vers. produced by BEHR; W 808 mm	8MK 376 721-221	763
					Radiator, engine cooling	
				Ø 233 mm; Thermic; to RPM: →1,800; Vers. produced by BEHR	8MV 376 730-061	743
					Clutch, radiator fan	
				Broad version: 1; Ø 750 mm; Number of Fan Blades: 8; Outer Width [mm]: 120; Vers. produced by BEHR; W 78 mm	8MV 376 733-081	751
					Fan Wheel, engine cooling	
				Bore Ø [mm]: 200; Depth [mm]: 103; Ø 236 mm; Number of mounting bores: 6	8MV 376 758-451	746
					Clutch, radiator fan	
1836 LS	265 kW		04/03→	Fully Automatic; Capacity [Litre]: 12,2; Black; Depth [mm]: 444; L 566 mm; Vehicle Trim Level: Fahrerhaus Standart; Vers. langer Füllstutzen / Vers. produced by BEHR; W 289 mm	8MA 376 705-081	778
3332 K	230 - 235 kW		04/03→		Expansion Tank, coolant	
				Manual Transmission / Automatic Transmission; Vehicle Trim Level: SA 517237/02/03/06; →199177; for vehicles with/without air conditioning; Depth [mm]: 42; L 902 mm; Vers. produced by BEHR; W 808 mm	8MK 376 721-221	763
					Radiator, engine cooling	
				Depth [mm]: 57; L 1,013 mm; Vers. produced by AKG; W 812 mm	8MK 376 765-181	773
					Radiator, engine cooling	
				Ø 233 mm; Thermic; to RPM: →1,800; Vers. produced by BEHR	8MV 376 730-061	743
					Clutch, radiator fan	
				Broad version: 1; Ø 750 mm; Number of Fan Blades: 8; Outer Width [mm]: 120; Vers. produced by BEHR; W 78 mm	8MV 376 733-081	751
					Fan Wheel, engine cooling	
				Bore Ø [mm]: 200; Depth [mm]: 103; Ø 236 mm; Number of mounting bores: 6	8MV 376 758-451	746
					Clutch, radiator fan	

Manufacturer - Model	Power	Displ.	Year of Constr.	Remark	Part Number	Page	
MERCEDES-BENZ - ACTROS MP2 / MP3						10/02→	
1836, L, LL	265 kW		04/03→	Fully Automatic ; Capacity [Litre]: 12,2; Black; Depth [mm]: 444; L 566 mm; Vehicle Trim Level: Fahrerhaus Standart; Vers. langer Füllstutzen / Vers. produced by BEHR; W 289 mm	8MA 376 705-081	778	
1841, L, LL	300 kW		04/03→		Expansion Tank, coolant		
2632 LS	235 kW		04/03→				
2641 S, LS	300 kW		04/03→				
2644 S, LS	315 - 320 kW		04/03→		Fully Automatic ; Capacity [Litre]: 12,2; Black; Depth [mm]: 444; L 566 mm; Vehicle Trim Level: Fahrerhaus hoch; Vers. Füllstutzen kurz / Vers. produced by BEHR; W 289 mm	8MA 376 705-091	779
					Manual Transmission / Automatic Transmission ; Vehicle Trim Level: SA 517237/02/03/06; →199177; for vehicles with/without air conditioning; Depth [mm]: 42; L 902 mm; Vers. produced by BEHR; W 808 mm	8MK 376 721-221	763
					Manual Transmission / Automatic Transmission ; Vehicle Trim Level: 517237/15/16/17/18; for vehicles with/without air conditioning; Depth [mm]: 42; L 1,015 mm; Vers. produced by BEHR; W 808 mm	8MK 376 721-491	768
				Depth [mm]: 52; L 1,015 mm; Vers. produced by BEHR; W 808 mm	8MK 376 756-151	772	
				Ø 233 mm; Thermic; to RPM: →1,800; Vers. produced by BEHR	8MV 376 730-061	743	
				Broad version: 1; Ø 750 mm; Number of Fan Blades: 8; Outer Width [mm]: 120; Vers. produced by BEHR; W 78 mm	8MV 376 733-081	Fan 751	
				Bore Ø [mm]: 200; Depth [mm]: 103; Ø 236 mm; Number of mounting bores: 6	8MV 376 758-451	746	
					Clutch, radiator fan		
1840 K	290 kW		04/03→	Manual Transmission / Automatic Transmission ; Vehicle Trim Level: SA 517237/02/03/06; →199177; for vehicles with/without air conditioning; Depth [mm]: 42; L 902 mm; Vers. produced by BEHR; W 808 mm	8MK 376 721-221	763	
1846 A	335 kW		04/03→		Radiator, engine cooling		
2548 L	350 kW		04/03→				
2553 L	390 kW		04/03→				
2631 B	230 kW		04/03→				
2631 K, LK	230 kW		04/03→				
2631 L	230 kW		04/03→	Depth [mm]: 52; L 1,015 mm; W 810 mm	8MK 376 737-121	771	
2635 B	260 kW		04/03→				
2635 K, LK	260 kW		04/03→				
2635 L	260 kW		04/03→				
2640 B	290 kW		04/03→				
2640 K, LK	290 kW		04/03→				
2640 L	290 kW		04/03→				
2643 B	315 kW		04/03→				
2643 K, LK	315 kW		04/03→				
2643 L	315 kW		04/03→				
2648 K, LK	350 kW		04/03→				
2648 L	350 kW		04/03→				
2653 K, LK	390 kW		04/03→				
2653 L	390 kW		04/03→				
2660 LK	440 kW		04/03→				
3335 B	260 kW		04/03→				
3339 B	290 kW		04/03→				
3343 B	315 kW		04/03→				
4143 AK	315 kW		04/03→				
4143 K	315 kW		04/03→				
4155 AK	405 kW		04/03→				
4160 AK	440 kW		04/03→				
4165 AK	480 kW		04/03→				
1841 A	300 kW			Manual Transmission / Automatic Transmission ; Vehicle Trim Level: SA 517237/02/03/06; →199177; for vehicles with/without air conditioning; Depth [mm]: 42; L 902 mm; Vers. produced by BEHR; W 808 mm	8MK 376 721-221	763	
1848 A	350 kW	04/03→			Radiator, engine cooling		
2040	290 kW		10/02→				
2558, L	425 kW		04/03→				
3250	370 kW		04/03→				
3255 L	405 kW		02/09→	Depth [mm]: 52; L 1,015 mm; W 810 mm	8MK 376 737-121	771	
3260 L	440 kW		02/09→				
3358	425 kW		04/03→				
4150 AK	370 kW		04/03→	Bore Ø [mm]: 200; Depth [mm]: 103; Ø 236 mm; Number of mounting bores: 6	8MV 376 758-451	746	
4150 K	370 kW		04/03→		Clutch, radiator fan		

Manufacturer - Model	Power	Displ.	Year of Constr.	Remark	Part Number	Page
MERCEDES-BENZ - ACTROS MP2 / MP3						10/02→
1841 K	300 kW		04/03→	Fully Automatic; Capacity [Litre]: 12.2; Black; Depth [mm]: 444; L 566 mm; Vehicle Trim Level: Fahrerhaus Standart; Vers. langer Füllstutzen / Vers. produced by BEHR; W 289 mm	8MA 376 705-081	778
				Manual Transmission / Automatic Transmission; Vehicle Trim Level: SA 517237/02/03/06; →199177; for vehicles with/without air conditioning; Depth [mm]: 42; L 902 mm; Vers. produced by BEHR; W 808 mm	8MK 376 721-221	763
				Depth [mm]: 52; L 1,015 mm; W 810 mm	8MK 376 737-121	771
				Ø 233 mm; Thermic; to RPM: →1,800; Vers. produced by BEHR	8MV 376 730-061	743
				Broad version: 1; Ø 750 mm; Number of Fan Blades: 8; Outer Width [mm]: 120; Vers. produced by BEHR; W 78 mm	8MV 376 733-081	751
				Bore Ø [mm]: 200; Depth [mm]: 103; Ø 236 mm; Number of mounting bores: 6	8MV 376 758-451	746
1841 L, LL 2041 K	300 kW 290 - 300 kW		04/03→ 04/03→	Fully Automatic; Capacity [Litre]: 12.2; Black; Depth [mm]: 444; L 566 mm; Vehicle Trim Level: Fahrerhaus Standart; Vers. langer Füllstutzen / Vers. produced by BEHR; W 289 mm	8MA 376 705-081	778
				Manual Transmission / Automatic Transmission; Vehicle Trim Level: SA 517237/02/03/06; →199177; for vehicles with/without air conditioning; Depth [mm]: 42; L 902 mm; Vers. produced by BEHR; W 808 mm	8MK 376 721-221	763
				Depth [mm]: 52; L 1,015 mm; W 810 mm	8MK 376 737-121	771
				Depth [mm]: 57; L 1,013 mm; Vers. produced by AKG; W 812 mm	8MK 376 765-181	773
				Ø 233 mm; Thermic; to RPM: →1,800; Vers. produced by BEHR	8MV 376 730-061	743
				Broad version: 1; Ø 750 mm; Number of Fan Blades: 8; Outer Width [mm]: 120; Vers. produced by BEHR; W 78 mm	8MV 376 733-081	751
1844 A	315 - 320 kW		04/03→	Manual Transmission / Automatic Transmission; Vehicle Trim Level: SA 517237/02/03/06; →199177; for vehicles with/without air conditioning; Depth [mm]: 42; L 902 mm; Vers. produced by BEHR; W 808 mm	8MK 376 721-221	763
				Depth [mm]: 52; L 1,015 mm; W 810 mm	8MK 376 737-121	771
				Ø 260 mm; elec.; Vers. produced by BEHR	8MV 376 757-461	745
				Bore Ø [mm]: 200; Depth [mm]: 103; Ø 236 mm; Number of mounting bores: 6	8MV 376 758-451	746
1844 K	315 - 320 kW		04/03→	Fully Automatic; Capacity [Litre]: 12.2; Black; Depth [mm]: 444; L 566 mm; Vehicle Trim Level: Fahrerhaus Standart; Vers. langer Füllstutzen / Vers. produced by BEHR; W 289 mm	8MA 376 705-081	778
				Manual Transmission / Automatic Transmission; Vehicle Trim Level: SA 517237/02/03/06; →199177; for vehicles with/without air conditioning; Depth [mm]: 42; L 902 mm; Vers. produced by BEHR; W 808 mm	8MK 376 721-221	763
				Depth [mm]: 52; L 1,015 mm; W 810 mm	8MK 376 737-121	771
				Depth [mm]: 57; L 1,013 mm; Vers. produced by AKG; W 812 mm	8MK 376 765-181	773
				Ø 233 mm; Thermic; to RPM: →1,800; Vers. produced by BEHR	8MV 376 730-061	743
				Broad version: 1; Ø 750 mm; Number of Fan Blades: 8; Outer Width [mm]: 120; Vers. produced by BEHR; W 78 mm	8MV 376 733-081	751
				Manufacturer Restriction: für Sachs Kupplung; Vers. produced by BEHR	8MV 376 756-081	754
				Ø 260 mm; elec.; Vers. produced by BEHR	8MV 376 757-461	745
				Bore Ø [mm]: 200; Depth [mm]: 103; Ø 236 mm; Number of mounting bores: 6	8MV 376 758-451	746
1844, L, LL 2636 LS	320 kW 265 kW		04/03→ 04/03→	Fully Automatic; Capacity [Litre]: 12.2; Black; Depth [mm]: 444; L 566 mm; Vehicle Trim Level: Fahrerhaus Standart; Vers. langer Füllstutzen / Vers. produced by BEHR; W 289 mm	8MA 376 705-081	778
				Fully Automatic; Capacity [Litre]: 12.2; Black; Depth [mm]: 444; L 566 mm; Vehicle Trim Level: Fahrerhaus hoch; Vers. Füllstutzen kurz / Vers. produced by BEHR; W 289 mm	8MA 376 705-091	779

Manufacturer - Model	Power	Displ.	Year of Constr.	Remark	Part Number	Page
MERCEDES-BENZ - ACTROS MP2 / MP3						10/02→
1844, L, LL 2636 LS	320 kW 265 kW		04/03→ 04/03→	Manual Transmission / Automatic Transmission; Vehicle Trim Level: SA 517237/02/03/06; →199177; for vehicles with/without air conditioning; Depth [mm]: 42; L 902 mm; Vers. produced by BEHR; W 808 mm	8MK 376 721-221 Radiator, engine cooling	763
				Manual Transmission / Automatic Transmission; Vehicle Trim Level: 517237/15/16/17/18; for vehicles with/without air conditioning; Depth [mm]: 42; L 1,015 mm; Vers. produced by BEHR; W 808 mm	8MK 376 721-491 Radiator, engine cooling	768
				Depth [mm]: 52; L 1,015 mm; Vers. produced by BEHR; W 808 mm	8MK 376 756-151 Radiator, engine cooling	772
				Ø 233 mm; Thermic; to RPM: →1,800; Vers. produced by BEHR	8MV 376 730-061 Clutch, radiator fan	743
				Broad version: 1; Ø 750 mm; Number of Fan Blades: 8; Outer Width [mm]: 120; Vers. produced by BEHR; W 78 mm	8MV 376 733-081 Fan Wheel, engine cooling	751
				Ø 260 mm; elec.; Vers. produced by BEHR	8MV 376 757-461 Clutch, radiator fan	745
				Bore Ø [mm]: 200; Depth [mm]: 103; Ø 236 mm; Number of mounting bores: 6	8MV 376 758-451 Clutch, radiator fan	746
1846, L, LL	335 kW		04/03→	Fully Automatic; Capacity [Litre]: 12,2; Black; Depth [mm]: 444; L 566 mm; Vehicle Trim Level: Fahrerhaus Standart; Vers. langer Füllstützen / Vers. produced by BEHR; W 289 mm	8MA 376 705-081 Expansion Tank, coolant	778
				Fully Automatic; Capacity [Litre]: 12,2; Black; Depth [mm]: 444; L 566 mm; Vehicle Trim Level: Fahrerhaus hoch; Vers. Füllstützen kurz / Vers. produced by BEHR; W 289 mm	8MA 376 705-091 Expansion Tank, coolant	779
				Manual Transmission / Automatic Transmission; Vehicle Trim Level: SA 517237/02/03/06; →199177; for vehicles with/without air conditioning; Depth [mm]: 42; L 902 mm; Vers. produced by BEHR; W 808 mm	8MK 376 721-221 Radiator, engine cooling	763
				Manual Transmission / Automatic Transmission; Vehicle Trim Level: 517237/15/16/17/18; for vehicles with/without air conditioning; Depth [mm]: 42; L 1,015 mm; Vers. produced by BEHR; W 808 mm	8MK 376 721-491 Radiator, engine cooling	768
				Depth [mm]: 52; L 1,015 mm; W 810 mm	8MK 376 737-121 Radiator, engine cooling	771
				Depth [mm]: 52; L 1,015 mm; Vers. produced by BEHR; W 808 mm	8MK 376 756-151 Radiator, engine cooling	772
				Broad version: 1; Ø 750 mm; Number of Fan Blades: 8; Outer Width [mm]: 120; Vers. produced by BEHR; W 78 mm	8MV 376 733-081 Fan Wheel, engine cooling	751
				Ø 260 mm; elec.; Vers. produced by BEHR	8MV 376 757-461 Clutch, radiator fan	745
				Bore Ø [mm]: 200; Depth [mm]: 103; Ø 236 mm; Number of mounting bores: 6	8MV 376 758-451 Clutch, radiator fan	746
				1846 K	335 kW	
Manual Transmission / Automatic Transmission; Vehicle Trim Level: SA 517237/02/03/06; →199177; for vehicles with/without air conditioning; Depth [mm]: 42; L 902 mm; Vers. produced by BEHR; W 808 mm	8MK 376 721-221 Radiator, engine cooling	763				
Ø 233 mm; Thermic; to RPM: →2,375; Vers. produced by BEHR	8MV 376 729-481 Clutch, radiator fan	742				
Broad version: 1; Ø 750 mm; Number of Fan Blades: 8; Outer Width [mm]: 120; Vers. produced by BEHR; W 78 mm	8MV 376 733-081 Fan Wheel, engine cooling	751				
Bore Ø [mm]: 200; Depth [mm]: 103; Ø 236 mm; Number of mounting bores: 6	8MV 376 758-451 Clutch, radiator fan	746				
1846 LS	335 kW		04/03→	Fully Automatic; Capacity [Litre]: 12,2; Black; Depth [mm]: 444; L 566 mm; Vehicle Trim Level: Fahrerhaus Standart; Vers. langer Füllstützen / Vers. produced by BEHR; W 289 mm	8MA 376 705-081 Expansion Tank, coolant	778
				Manual Transmission / Automatic Transmission; Vehicle Trim Level: SA 517237/02/03/06; →199177; for vehicles with/without air conditioning; Depth [mm]: 42; L 902 mm; Vers. produced by BEHR; W 808 mm	8MK 376 721-221 Radiator, engine cooling	763
				Depth [mm]: 52; L 1,015 mm; W 810 mm	8MK 376 737-121 Radiator, engine cooling	771
				Depth [mm]: 57; L 1,013 mm; Vers. produced by AKG; W 812 mm	8MK 376 765-181 Radiator, engine cooling	773
				Broad version: 1; Ø 750 mm; Number of Fan Blades: 8; Outer Width [mm]: 120; Vers. produced by BEHR; W 78 mm	8MV 376 733-081 Fan Wheel, engine cooling	751
				Ø 260 mm; elec.; Vers. produced by BEHR	8MV 376 757-461 Clutch, radiator fan	745

Manufacturer - Model	Power	Displ.	Year of Constr.	Remark	Part Number	Page
MERCEDES-BENZ - ACTROS MP2 / MP3						10/02→
1846 LS	335 kW		04/03→	Bore Ø [mm]: 200; Depth [mm]: 103; Ø 236 mm; Number of mounting bores: 6	8MV 376 758-451 Clutch, radiator fan	746
1846 LS, LLS	335 kW		04/03→	Fully Automatic ; Capacity [Litre]: 12,2; Black; Depth [mm]: 444; L 566 mm; Vehicle Trim Level: Fahrerhaus Standart; Vers. langer Füllstutzen / Vers. produced by BEHR; W 289 mm	8MA 376 705-081	778
				Fully Automatic ; Capacity [Litre]: 12,2; Black; Depth [mm]: 444; L 566 mm; Vehicle Trim Level: Fahrerhaus hoch; Vers. Füllstutzen kurz / Vers. produced by BEHR; W 289 mm	8MA 376 705-091	779
				Manual Transmission / Automatic Transmission ; Vehicle Trim Level: SA 517237/02/03/06; →199177; for vehicles with/without air conditioning; Depth [mm]: 42; L 902 mm; Vers. produced by BEHR; W 808 mm	8MK 376 721-221	763
				Manual Transmission / Automatic Transmission ; Vehicle Trim Level: 517237/15/16/17/18; for vehicles with/without air conditioning; Depth [mm]: 42; L 1,015 mm; Vers. produced by BEHR; W 808 mm	8MK 376 721-491	768
				Depth [mm]: 52; L 1,015 mm; Vers. produced by BEHR; W 808 mm	8MK 376 756-151	772
				Broad version: 1; Ø 750 mm; Number of Fan Blades: 8; Outer Width [mm]: 120; Vers. produced by BEHR; W 78 mm	8MV 376 733-081	751
				Ø 260 mm; elec.; Vers. produced by BEHR	8MV 376 757-461	745
				Bore Ø [mm]: 200; Depth [mm]: 103; Ø 236 mm; Number of mounting bores: 6	8MV 376 758-451	746
1848, L, LL	350 kW		04/03→	Manual Transmission / Automatic Transmission ; Vehicle Trim Level: SA 517237/02/03/06; →199177; for vehicles with/without air conditioning; Depth [mm]: 42; L 902 mm; Vers. produced by BEHR; W 808 mm	8MK 376 721-221	763
			04/03→	Depth [mm]: 52; L 1,015 mm; W 810 mm	8MK 376 737-121	771
				Depth [mm]: 52; L 1,015 mm; Vers. produced by BEHR; W 808 mm	8MK 376 756-151	772
				Ø 233 mm; Thermic; to RPM: →2,375; Vers. produced by BEHR	8MV 376 729-481	742
				Bore Ø [mm]: 200; Depth [mm]: 103; Ø 236 mm; Number of mounting bores: 6	8MV 376 758-451	746
1848, LS, LLS 2048 S 2648 S, LS 3236 K	350 kW 350 kW 350 kW 265 kW		04/03→ 06/08→ 04/03→ 04/03→	Manual Transmission / Automatic Transmission ; Vehicle Trim Level: SA 517237/02/03/06; →199177; for vehicles with/without air conditioning; Depth [mm]: 42; L 902 mm; Vers. produced by BEHR; W 808 mm	8MK 376 721-221	763
			04/03→	Depth [mm]: 52; L 1,015 mm; Vers. produced by BEHR; W 808 mm	8MK 376 756-151	772
				Bore Ø [mm]: 200; Depth [mm]: 103; Ø 236 mm; Number of mounting bores: 6	8MV 376 758-451	746
1848 K	350 kW		04/03→	Manual Transmission / Automatic Transmission ; Vehicle Trim Level: SA 517237/02/03/06; →199177; for vehicles with/without air conditioning; Depth [mm]: 42; L 902 mm; Vers. produced by BEHR; W 808 mm	8MK 376 721-221	763
			04/03→	Depth [mm]: 52; L 1,015 mm; W 810 mm	8MK 376 737-121	771
				Depth [mm]: 57; L 1,013 mm; Vers. produced by AKG; W 812 mm	8MK 376 765-181	773
				Ø 233 mm; Thermic; to RPM: →2,375; Vers. produced by BEHR	8MV 376 729-481	742
				Bore Ø [mm]: 200; Depth [mm]: 103; Ø 236 mm; Number of mounting bores: 6	8MV 376 758-451	746
1848 S, LS	350 kW		04/03→	Manual Transmission / Automatic Transmission ; Vehicle Trim Level: SA 517237/02/03/06; →199177; for vehicles with/without air conditioning; Depth [mm]: 42; L 902 mm; Vers. produced by BEHR; W 808 mm	8MK 376 721-221	763
			04/03→	Depth [mm]: 52; L 1,015 mm; Vers. produced by BEHR; W 808 mm	8MK 376 756-151	772
				Ø 233 mm; Thermic; to RPM: →2,375; Vers. produced by BEHR	8MV 376 729-481	742
				Bore Ø [mm]: 200; Depth [mm]: 103; Ø 236 mm; Number of mounting bores: 6	8MV 376 758-451	746
1850, 1851, L, LL 1850, L, LL	370 - 375 kW 395 - 405 kW		04/03→ 04/03→	Fully Automatic ; Capacity [Litre]: 12,2; Black; Depth [mm]: 444; L 566 mm; Vehicle Trim Level: Fahrerhaus Standart; Vers. langer Füllstutzen / Vers. produced by BEHR; W 289 mm	8MA 376 705-081	778





Manufacturer - Model	Power	Displ.	Year of Constr.	Remark	Part Number	Page
MERCEDES-BENZ - ACTROS MP2 / MP3						10/02→
1850, 1851, L, LL 1850, L, LL	370 - 375 kW 395 - 405 kW		04/03→ 04/03→	Fully Automatic; Capacity [Litre]: 12,2; Black; Depth [mm]: 444; L 566 mm; Vehicle Trim Level: Fahrerhaus hoch; Vers. Füllstutzen kurz / Vers. produced by BEHR; W 289 mm Manual Transmission / Automatic Transmission; Vehicle Trim Level: SA 517237/02/03/06; →199177; for vehicles with/without air conditioning; Depth [mm]: 42; L 902 mm; Vers. produced by BEHR; W 808 mm Manual Transmission / Automatic Transmission; Vehicle Trim Level: 517237/15/16/17/18; for vehicles with/without air conditioning; Depth [mm]: 42; L 1,015 mm; Vers. produced by BEHR; W 808 mm Depth [mm]: 52; L 1,015 mm; W 810 mm Depth [mm]: 52; L 1,015 mm; Vers. produced by BEHR; W 808 mm Ø 233 mm; Thermic; Vers. produced by BEHR Ø 233 mm; Thermic; to RPM: →2,375; Vers. produced by BEHR Broad version: 1; Ø 750 mm; Number of Fan Blades: 8; Outer Width [mm]: 120; Vers. produced by BEHR; W 78 mm Ø 750 mm; Number of Fan Blades: 8; Vers. produced by BEHR Bore Ø [mm]: 200; Depth [mm]: 103; Ø 236 mm; Number of mounting bores: 6	8MA 376 705-091 Expansion Tank, coolant 8MK 376 721-221 Radiator, engine cooling 8MK 376 721-491 Radiator, engine cooling 8MK 376 737-121 Radiator, engine cooling 8MK 376 756-151 Radiator, engine cooling 8MV 376 728-381 Clutch, radiator fan 8MV 376 729-481 Clutch, radiator fan 8MV 376 733-081 Fan Wheel, engine cooling 8MV 376 733-261 Fan Wheel, engine cooling 8MV 376 758-451 Clutch, radiator fan	779 763 768 771 772 742 742 751 753 746
1850, 1851 AK	370 - 375 kW		04/03→	Fully Automatic; Capacity [Litre]: 12,2; Black; Depth [mm]: 444; L 566 mm; Vehicle Trim Level: Fahrerhaus Standard; Vers. langer Füllstutzen / Vers. produced by BEHR; W 289 mm Manual Transmission / Automatic Transmission; Vehicle Trim Level: SA 517237/02/03/06; →199177; for vehicles with/without air conditioning; Depth [mm]: 42; L 902 mm; Vers. produced by BEHR; W 808 mm Ø 233 mm; Thermic; Vers. produced by BEHR Ø 233 mm; Thermic; to RPM: →2,375; Vers. produced by BEHR Broad version: 1; Ø 750 mm; Number of Fan Blades: 8; Outer Width [mm]: 120; Vers. produced by BEHR; W 78 mm Ø 750 mm; Number of Fan Blades: 8; Vers. produced by BEHR Bore Ø [mm]: 200; Depth [mm]: 103; Ø 236 mm; Number of mounting bores: 6	8MA 376 705-081 Expansion Tank, coolant 8MK 376 721-221 Radiator, engine cooling 8MV 376 728-381 Clutch, radiator fan 8MV 376 729-481 Clutch, radiator fan 8MV 376 733-081 Fan Wheel, engine cooling 8MV 376 733-261 Fan Wheel, engine cooling 8MV 376 758-451 Clutch, radiator fan	778 763 742 742 751 753 746
1850, 1851 K 2658 K, LK	370 - 375 kW 425 kW		04/03→ 04/03→	Fully Automatic; Capacity [Litre]: 12,2; Black; Depth [mm]: 444; L 566 mm; Vehicle Trim Level: Fahrerhaus Standard; Vers. langer Füllstutzen / Vers. produced by BEHR; W 289 mm Manual Transmission / Automatic Transmission; Vehicle Trim Level: SA 517237/02/03/06; →199177; for vehicles with/without air conditioning; Depth [mm]: 42; L 902 mm; Vers. produced by BEHR; W 808 mm Depth [mm]: 52; L 1,015 mm; W 810 mm Depth [mm]: 57; L 1,013 mm; Vers. produced by AKG; W 812 mm Ø 233 mm; Thermic; Vers. produced by BEHR Ø 233 mm; Thermic; to RPM: →2,375; Vers. produced by BEHR Broad version: 1; Ø 750 mm; Number of Fan Blades: 8; Outer Width [mm]: 120; Vers. produced by BEHR; W 78 mm Ø 750 mm; Number of Fan Blades: 8; Vers. produced by BEHR Bore Ø [mm]: 200; Depth [mm]: 103; Ø 236 mm; Number of mounting bores: 6	8MA 376 705-081 Expansion Tank, coolant 8MK 376 721-221 Radiator, engine cooling 8MK 376 737-121 Radiator, engine cooling 8MK 376 765-181 Radiator, engine cooling 8MV 376 728-381 Clutch, radiator fan 8MV 376 729-481 Clutch, radiator fan 8MV 376 733-081 Fan Wheel, engine cooling 8MV 376 733-261 Fan Wheel, engine cooling 8MV 376 758-451 Clutch, radiator fan	778 763 771 773 742 742 751 753 746
1850, 1851 LS, LLS 1854, L, LL 1858, L 2650 S, LS 2654 S, LS 2658 LS	370 - 375 kW 395 kW 425 kW 370 kW 390 - 395 kW 425 kW		04/03→ 04/03→ 10/02→ 04/03→ 04/03→ 04/03→	Fully Automatic; Capacity [Litre]: 12,2; Black; Depth [mm]: 444; L 566 mm; Vehicle Trim Level: Fahrerhaus Standard; Vers. langer Füllstutzen / Vers. produced by BEHR; W 289 mm Fully Automatic; Capacity [Litre]: 12,2; Black; Depth [mm]: 444; L 566 mm; Vehicle Trim Level: Fahrerhaus hoch; Vers. Füllstutzen kurz / Vers. produced by BEHR; W 289 mm	8MA 376 705-081 Expansion Tank, coolant 8MA 376 705-091 Expansion Tank, coolant	778 779

Manufacturer - Model	Power	Displ.	Year of Constr.	Remark	Part Number	Page
MERCEDES-BENZ - ACTROS MP2 / MP3						10/02→
1850, 1851 LS, LLS	370 - 375 kW		04/03→	Manual Transmission / Automatic Transmission; Vehicle Trim Level: SA 517237/02/03/06;	8MK 376 721-221	763
1854, L, LL	395 kW		04/03→	→199177; for vehicles with/without air conditioning; Depth [mm]: 42; L 902 mm; Vers. produced by BEHR; W 808 mm	Radiator, engine cooling	
1858, L	425 kW		10/02→			
2650 S, LS	370 kW		04/03→			
2654 S, LS	390 - 395 kW		04/03→	Manual Transmission / Automatic Transmission; Vehicle Trim Level: 517237/15/16/17/18;	8MK 376 721-491	768
2658 LS	425 kW		04/03→	for vehicles with/without air conditioning; Depth [mm]: 42; L 1,015 mm; Vers. produced by BEHR; W 808 mm	Radiator, engine cooling	
				Depth [mm]: 52; L 1,015 mm; Vers. produced by BEHR; W 808 mm	8MK 376 756-151	772
				Ø 233 mm; Thermic; Vers. produced by BEHR	8MV 376 728-381	742
				Ø 233 mm; Thermic; to RPM: →2,375; Vers. produced by BEHR	8MV 376 729-481	742
				Broad version: 1; Ø 750 mm; Number of Fan Blades: 8; Outer Width [mm]: 120; Vers. produced by BEHR; W 78 mm	8MV 376 733-081 Fan	751
				Ø 750 mm; Number of Fan Blades: 8; Vers. produced by BEHR	8MV 376 733-261 Fan	753
				Bore Ø [mm]: 200; Depth [mm]: 103; Ø 236 mm; Number of mounting bores: 6	8MV 376 758-451	746
					Clutch, radiator fan	
1851 A	370 - 375 kW		04/03→	Manual Transmission / Automatic Transmission; Vehicle Trim Level: SA 517237/02/03/06;	8MK 376 721-221	763
2051 AS	375 kW		04/03→	→199177; for vehicles with/without air conditioning; Depth [mm]: 42; L 902 mm; Vers. produced by BEHR; W 808 mm	Radiator, engine cooling	
3351 AK	370 - 375 kW		04/03→			
3351 AS	370 - 375 kW		04/03→			
				Ø 233 mm; Thermic; Vers. produced by BEHR	8MV 376 728-381	742
				Ø 233 mm; Thermic; to RPM: →2,375; Vers. produced by BEHR	8MV 376 729-481	742
				Bore Ø [mm]: 200; Depth [mm]: 103; Ø 236 mm; Number of mounting bores: 6	8MV 376 758-451	746
					Clutch, radiator fan	
1855, L, LL	405 kW		06/08→	Manual Transmission / Automatic Transmission; Vehicle Trim Level: SA 517237/02/03/06;	8MK 376 721-221	763
4151 AK	375 kW		04/03→	→199177; for vehicles with/without air conditioning; Depth [mm]: 42; L 902 mm; Vers. produced by BEHR; W 808 mm	Radiator, engine cooling	
4151 K	375 kW		04/03→			
				Depth [mm]: 52; L 1,015 mm; W 810 mm	8MK 376 737-121	771
					Radiator, engine cooling	
				Depth [mm]: 52; L 1,015 mm; Vers. produced by BEHR; W 808 mm	8MK 376 756-151	772
				Ø 233 mm; Thermic; Vers. produced by BEHR	8MV 376 728-381	742
				Bore Ø [mm]: 200; Depth [mm]: 103; Ø 236 mm; Number of mounting bores: 6	8MV 376 758-451	746
					Clutch, radiator fan	
1855 LS, LLS	405 kW		06/08→	Manual Transmission / Automatic Transmission; Vehicle Trim Level: SA 517237/02/03/06;	8MK 376 721-221	763
1860 LS	440 kW		06/08→	→199177; for vehicles with/without air conditioning; Depth [mm]: 42; L 902 mm; Vers. produced by BEHR; W 808 mm	Radiator, engine cooling	
2051 S	375 kW		06/08→			
2055 S	405 kW		06/08→			
2651 S, LS	375 kW		04/03→			
2655 S, LS	405 kW		04/03→			
2660 L, LL	440 kW		05/05→			
				Depth [mm]: 52; L 1,015 mm; Vers. produced by BEHR; W 808 mm	8MK 376 756-151	772
				Ø 233 mm; Thermic; Vers. produced by BEHR	8MV 376 728-381	742
				Bore Ø [mm]: 200; Depth [mm]: 103; Ø 236 mm; Number of mounting bores: 6	8MV 376 758-451	746
					Clutch, radiator fan	
1854, L	425 kW		04/03→	Fully Automatic; Capacity [Litre]: 12.2; Black; Depth [mm]: 444; L 566 mm; Vehicle Trim Level: Fahrerhaus Standart; Vers. langer Füllstutzen / Vers. produced by BEHR; W 289 mm	8MA 376 705-081	778
					Expansion Tank, coolant	
				Fully Automatic; Capacity [Litre]: 12.2; Black; Depth [mm]: 444; L 566 mm; Vehicle Trim Level: Fahrerhaus hoch; Vers. Füllstutzen kurz / Vers. produced by BEHR; W 289 mm	8MA 376 705-091	779
					Expansion Tank, coolant	
				Manual Transmission / Automatic Transmission; Vehicle Trim Level: SA 517237/02/03/06;	8MK 376 721-221	763
				→199177; for vehicles with/without air conditioning; Depth [mm]: 42; L 902 mm; Vers. produced by BEHR; W 808 mm	Radiator, engine cooling	
				Manual Transmission / Automatic Transmission; Vehicle Trim Level: 517237/15/16/17/18;	8MK 376 721-491	768
				for vehicles with/without air conditioning; Depth [mm]: 42; L 1,015 mm; Vers. produced by BEHR; W 808 mm	Radiator, engine cooling	
				Depth [mm]: 52; L 1,015 mm; W 810 mm	8MK 376 737-121	771
					Radiator, engine cooling	
				Ø 233 mm; Thermic; Vers. produced by BEHR	8MV 376 728-381	742
				Ø 233 mm; Thermic; to RPM: →2,375; Vers. produced by BEHR	8MV 376 729-481	742
					Clutch, radiator fan	

Manufacturer - Model	Power	Displ.	Year of Constr.	Remark	Part Number	Page
MERCEDES-BENZ - ACTROS MP2 / MP3						10/02→
1854, L	425 kW		04/03→	Broad version: 1; Ø 750 mm; Number of Fan Blades: 8; Outer Width [mm]: 120; Vers. produced by BEHR; W 78 mm	8MV 376 733-081 Fan Wheel, engine cooling	751
				Bore Ø [mm]: 200; Depth [mm]: 103; Ø 236 mm; Number of mounting bores: 6	8MV 376 758-451 Clutch, radiator fan	746
1860 L, LL	440 kW		05/05→	Manual Transmission / Automatic Transmission; Vehicle Trim Level: SA 517237/02/03/06; →199177; for vehicles with/without air conditioning; Depth [mm]: 42; L 902 mm; Vers. produced by BEHR; W 808 mm	8MK 376 721-221	763
2551 LS	375 kW		04/03→		Radiator, engine cooling	
2555 LS	405 kW		09/05→	Ø 233 mm; Thermic; Vers. produced by BEHR	8MV 376 728-381	742
2660 S, LS	440 kW		06/08→		Clutch, radiator fan	
3351 A	375 kW		06/08→	Bore Ø [mm]: 200; Depth [mm]: 103; Ø 236 mm; Number of mounting bores: 6	8MV 376 758-451	746
3355 AS	405 kW		04/03→		Clutch, radiator fan	
3355 S	405 kW		04/03→		8MA 376 705-081	778
4160 S	448 kW		10/02→		Expansion Tank, coolant	
2032	230 - 235 kW		04/03→	Fully Automatic; Capacity [Litre]: 12.2; Black; Depth [mm]: 444; L 566 mm; Vehicle Trim Level: Fahrerhaus Standart; Vers. langer Füllstutzen / Vers. produced by BEHR; W 289 mm	8MA 376 705-081	778
				Manual Transmission / Automatic Transmission; Vehicle Trim Level: SA 517237/02/03/06; →199177; for vehicles with/without air conditioning; Depth [mm]: 42; L 902 mm; Vers. produced by BEHR; W 808 mm	8MK 376 721-221	763
				Depth [mm]: 52; L 1,015 mm; W 810 mm	8MK 376 737-121	771
				Depth [mm]: 52; L 1,015 mm; Vers. produced by BEHR; W 808 mm	8MK 376 756-151	772
				Ø 233 mm; Thermic; to RPM: →1,800; Vers. produced by BEHR	8MV 376 730-061	743
				Broad version: 1; Ø 750 mm; Number of Fan Blades: 8; Outer Width [mm]: 120; Vers. produced by BEHR; W 78 mm	8MV 376 733-081 Fan Wheel, engine cooling	751
				Manufacturer Restriction: für Sachs Kupplung; Vers. produced by BEHR	8MV 376 756-081 Fan Wheel, engine cooling	754
				Bore Ø [mm]: 200; Depth [mm]: 103; Ø 236 mm; Number of mounting bores: 6	8MV 376 758-451	746
					Clutch, radiator fan	
2032 A, AE	230 - 235 kW		04/03→	Fully Automatic; Capacity [Litre]: 12.2; Black; Depth [mm]: 444; L 566 mm; Vehicle Trim Level: Fahrerhaus Standart; Vers. langer Füllstutzen / Vers. produced by BEHR; W 289 mm	8MA 376 705-081	778
2032 AK	230 - 235 kW		04/03→		Expansion Tank, coolant	
2032 AS	230 - 235 kW		04/03→	Manual Transmission / Automatic Transmission; Vehicle Trim Level: SA 517237/02/03/06; →199177; for vehicles with/without air conditioning; Depth [mm]: 42; L 902 mm; Vers. produced by BEHR; W 808 mm	8MK 376 721-221	763
2036 A, AE	260 - 265 kW		04/03→		Radiator, engine cooling	
2041 AS	290 - 300 kW		04/03→	Ø 233 mm; Thermic; to RPM: →1,800; Vers. produced by BEHR	8MV 376 730-061	743
2044 AS	315 - 320 kW		04/03→		Clutch, radiator fan	
3331 AK, 3332 AK	230 - 235 kW		04/03→	Broad version: 1; Ø 750 mm; Number of Fan Blades: 8; Outer Width [mm]: 120; Vers. produced by BEHR; W 78 mm	8MV 376 733-081 Fan Wheel, engine cooling	751
				Manufacturer Restriction: für Sachs Kupplung; Vers. produced by BEHR	8MV 376 756-081 Fan Wheel, engine cooling	754
				Bore Ø [mm]: 200; Depth [mm]: 103; Ø 236 mm; Number of mounting bores: 6	8MV 376 758-451	746
					Clutch, radiator fan	
2032 K	230 - 235 kW		04/03→	Fully Automatic; Capacity [Litre]: 12.2; Black; Depth [mm]: 444; L 566 mm; Vehicle Trim Level: Fahrerhaus Standart; Vers. langer Füllstutzen / Vers. produced by BEHR; W 289 mm	8MA 376 705-081	778
				Manual Transmission / Automatic Transmission; Vehicle Trim Level: SA 517237/02/03/06; →199177; for vehicles with/without air conditioning; Depth [mm]: 42; L 902 mm; Vers. produced by BEHR; W 808 mm	8MK 376 721-221	763
				Depth [mm]: 52; L 1,015 mm; W 810 mm	8MK 376 737-121	771
				Depth [mm]: 57; L 1,013 mm; Vers. produced by AKG; W 812 mm	8MK 376 765-181	773
				Ø 233 mm; Thermic; to RPM: →1,800; Vers. produced by BEHR	8MV 376 730-061	743
				Broad version: 1; Ø 750 mm; Number of Fan Blades: 8; Outer Width [mm]: 120; Vers. produced by BEHR; W 78 mm	8MV 376 733-081 Fan Wheel, engine cooling	751
				Manufacturer Restriction: für Sachs Kupplung; Vers. produced by BEHR	8MV 376 756-081 Fan Wheel, engine cooling	754
				Bore Ø [mm]: 200; Depth [mm]: 103; Ø 236 mm; Number of mounting bores: 6	8MV 376 758-451	746
					Clutch, radiator fan	
2032 S	230 - 235 kW		04/03→	Fully Automatic; Capacity [Litre]: 12.2; Black; Depth [mm]: 444; L 566 mm; Vehicle Trim Level: Fahrerhaus Standart; Vers. langer Füllstutzen / Vers. produced by BEHR; W 289 mm	8MA 376 705-081	778
2041 S	290 - 300 kW		04/03→		Expansion Tank, coolant	
3231 K, 3232 K	230 - 235 kW		04/03→			

Manufacturer - Model	Power	Displ.	Year of Constr.	Remark	Part Number	Page	
MERCEDES-BENZ - ACTROS MP2 / MP3						10/02→	
2032 S	230 - 235 kW		04/03→	Manual Transmission / Automatic Transmission; Vehicle Trim Level: SA 517237/02/03/06; ☞ →199177; for vehicles with/without air conditioning; Depth [mm]: 42; L 902 mm; Vers. produced by BEHR; W 808 mm	8MK 376 721-221	763	
2041 S	290 - 300 kW		04/03→		Radiator, engine cooling		
3231 K, 3232 K	230 - 235 kW		04/03→		Depth [mm]: 52; L 1,015 mm; Vers. produced by BEHR; W 808 mm	8MK 376 756-151	772
					Ø 233 mm; Thermic; to RPM: →1,800; Vers. produced by BEHR	8MV 376 730-061	743
					Broad version: 1; Ø 750 mm; Number of Fan Blades: 8; Outer Width [mm]: 120; Vers. produced by BEHR; W 78 mm	8MV 376 733-081	751
					Manufacturer Restriction: für Sachs Kupplung; Vers. produced by BEHR	8MV 376 756-081	754
					Bore Ø [mm]: 200; Depth [mm]: 103; Ø 236 mm; Number of mounting bores: 6	8MV 376 758-451	746
						Clutch, radiator fan	
2036	260 - 265 kW		04/03→	Fully Automatic; Capacity [Litre]: 12.2; Black; Depth [mm]: 444; L 566 mm; Vehicle Trim Level: Fahrerhaus Standart; Vers. langer Füllstutzen / Vers. produced by BEHR; W 289 mm Manual Transmission / Automatic Transmission; Vehicle Trim Level: SA 517237/02/03/06; ☞ →199177; for vehicles with/without air conditioning; Depth [mm]: 42; L 902 mm; Vers. produced by BEHR; W 808 mm	8MA 376 705-081	778	
					Expansion Tank, coolant		
					Depth [mm]: 52; L 1,015 mm; W 810 mm	8MK 376 737-121	771
					Depth [mm]: 52; L 1,015 mm; Vers. produced by BEHR; W 808 mm	8MK 376 756-151	772
					Ø 233 mm; Thermic; to RPM: →1,800; Vers. produced by BEHR	8MV 376 730-061	743
					Manufacturer Restriction: für Sachs Kupplung; Vers. produced by BEHR	8MV 376 756-081	754
					Bore Ø [mm]: 200; Depth [mm]: 103; Ø 236 mm; Number of mounting bores: 6	8MV 376 758-451	746
						Clutch, radiator fan	
2036 AK	260 - 265 kW		04/03→	Manual Transmission / Automatic Transmission; Vehicle Trim Level: SA 517237/02/03/06; ☞ →199177; for vehicles with/without air conditioning; Depth [mm]: 42; L 902 mm; Vers. produced by BEHR; W 808 mm	8MK 376 721-221	763	
2044 AK	315 - 320 kW		04/03→		Radiator, engine cooling		
2536 LS	260 - 265 kW		04/03→		Manufacturer Restriction: für Sachs Kupplung; Vers. produced by BEHR	8MV 376 756-081	754
					Bore Ø [mm]: 200; Depth [mm]: 103; Ø 236 mm; Number of mounting bores: 6	8MV 376 758-451	746
						Clutch, radiator fan	
2036 AS	260 - 265 kW		04/03→	Manual Transmission / Automatic Transmission; Vehicle Trim Level: SA 517237/02/03/06; ☞ →199177; for vehicles with/without air conditioning; Depth [mm]: 42; L 902 mm; Vers. produced by BEHR; W 808 mm	8MK 376 721-221	763	
					Radiator, engine cooling		
					Ø 233 mm; Thermic; to RPM: →1,800; Vers. produced by BEHR	8MV 376 730-061	743
					Broad version: 1; Ø 750 mm; Number of Fan Blades: 8; Outer Width [mm]: 120; Vers. produced by BEHR; W 78 mm	8MV 376 733-081	751
					Manufacturer Restriction: für Sachs Kupplung; Vers. produced by BEHR	8MV 376 756-081	754
					Bore Ø [mm]: 200; Depth [mm]: 103; Ø 236 mm; Number of mounting bores: 6	8MV 376 758-451	746
						Clutch, radiator fan	
2036 K	260 - 265 kW		04/03→	Manual Transmission / Automatic Transmission; Vehicle Trim Level: SA 517237/02/03/06; ☞ →199177; for vehicles with/without air conditioning; Depth [mm]: 42; L 902 mm; Vers. produced by BEHR; W 808 mm	8MK 376 721-221	763	
2044 K	315 - 320 kW		04/03→		Radiator, engine cooling		
2046 K	335 kW		04/03→		Depth [mm]: 52; L 1,015 mm; W 810 mm	8MK 376 737-121	771
2048 K	350 kW		04/03→		Depth [mm]: 57; L 1,013 mm; Vers. produced by AKG; W 812 mm	8MK 376 765-181	773
2641 B	300 kW		04/03→		Bore Ø [mm]: 200; Depth [mm]: 103; Ø 236 mm; Number of mounting bores: 6	8MV 376 758-451	746
3341 B	300 kW		04/03→			Clutch, radiator fan	
3348 B	350 kW		04/03→				
2036 S	260 - 265 kW		04/03→	Fully Automatic; Capacity [Litre]: 12.2; Black; Depth [mm]: 444; L 566 mm; Vehicle Trim Level: Fahrerhaus Standart; Vers. langer Füllstutzen / Vers. produced by BEHR; W 289 mm Manual Transmission / Automatic Transmission; Vehicle Trim Level: SA 517237/02/03/06; ☞ →199177; for vehicles with/without air conditioning; Depth [mm]: 42; L 902 mm; Vers. produced by BEHR; W 808 mm	8MA 376 705-081	778	
4144 K	315 - 320 kW		04/03→		Expansion Tank, coolant		
					Depth [mm]: 52; L 1,015 mm; Vers. produced by BEHR; W 808 mm	8MK 376 756-151	772
					Ø 233 mm; Thermic; to RPM: →1,800; Vers. produced by BEHR	8MV 376 730-061	743

Manufacturer - Model	Power	Displ.	Year of Constr.	Remark	Part Number	Page
MERCEDES-BENZ - ACTROS MP2 / MP3						10/02→
2036 S 4144 K	260 - 265 kW 315 - 320 kW		04/03→ 04/03→	Broad version: 1; Ø 750 mm; Number of Fan Blades: 8; Outer Width [mm]: 120; Vers. produced by BEHR; W 78 mm Ø 260 mm; elec.; Vers. produced by BEHR Bore Ø [mm]: 200; Depth [mm]: 103; Ø 236 mm; Number of mounting bores: 6	8MV 376 733-081 Fan Wheel, engine cooling 8MV 376 757-461 Clutch, radiator fan 8MV 376 758-451 Clutch, radiator fan	751 745 746
2041 4140 AK	290 - 300 kW 290 - 300 kW		04/03→ 04/03→	Fully Automatic ; Capacity [Litre]: 12,2; Black; Depth [mm]: 444; L 566 mm; Vehicle Trim Level: Fahrerhaus Standart; Vers. langer Füllstutzen / Vers. produced by BEHR; W 289 mm Manual Transmission / Automatic Transmission; Vehicle Trim Level: SA 517237/02/03/06; →199177; for vehicles with/without air conditioning; Depth [mm]: 42; L 902 mm; Vers. produced by BEHR; W 808 mm Depth [mm]: 52; L 1,015 mm; W 810 mm Depth [mm]: 52; L 1,015 mm; Vers. produced by BEHR; W 808 mm Ø 233 mm; Thermic; to RPM: →1,800; Vers. produced by BEHR	8MA 376 705-081 Expansion Tank, coolant 8MK 376 721-221 Radiator, engine cooling 8MK 376 737-121 Radiator, engine cooling 8MK 376 756-151 Radiator, engine cooling 8MV 376 730-061 Clutch, radiator fan 8MV 376 733-081 Fan Wheel, engine cooling 8MV 376 758-451 Clutch, radiator fan	778 763 771 772 743 751 746
2044 2046	315 - 320 kW 335 kW		04/03→ 04/03→	Fully Automatic ; Capacity [Litre]: 12,2; Black; Depth [mm]: 444; L 566 mm; Vehicle Trim Level: Fahrerhaus Standart; Vers. langer Füllstutzen / Vers. produced by BEHR; W 289 mm Manual Transmission / Automatic Transmission; Vehicle Trim Level: SA 517237/02/03/06; →199177; for vehicles with/without air conditioning; Depth [mm]: 42; L 902 mm; Vers. produced by BEHR; W 808 mm Depth [mm]: 52; L 1,015 mm; W 810 mm Depth [mm]: 52; L 1,015 mm; Vers. produced by BEHR; W 808 mm Ø 233 mm; Thermic; to RPM: →1,800; Vers. produced by BEHR Broad version: 1; Ø 750 mm; Number of Fan Blades: 8; Outer Width [mm]: 120; Vers. produced by BEHR; W 78 mm Ø 260 mm; elec.; Vers. produced by BEHR Bore Ø [mm]: 200; Depth [mm]: 103; Ø 236 mm; Number of mounting bores: 6	8MA 376 705-081 Expansion Tank, coolant 8MK 376 721-221 Radiator, engine cooling 8MK 376 737-121 Radiator, engine cooling 8MK 376 756-151 Radiator, engine cooling 8MV 376 730-061 Clutch, radiator fan 8MV 376 733-081 Fan Wheel, engine cooling 8MV 376 757-461 Clutch, radiator fan 8MV 376 758-451 Clutch, radiator fan	778 763 771 772 743 751 745 746
2044 S	315 - 320 kW		04/03→	Fully Automatic ; Capacity [Litre]: 12,2; Black; Depth [mm]: 444; L 566 mm; Vehicle Trim Level: Fahrerhaus Standart; Vers. langer Füllstutzen / Vers. produced by BEHR; W 289 mm Manual Transmission / Automatic Transmission; Vehicle Trim Level: SA 517237/02/03/06; →199177; for vehicles with/without air conditioning; Depth [mm]: 42; L 902 mm; Vers. produced by BEHR; W 808 mm Depth [mm]: 52; L 1,015 mm; Vers. produced by BEHR; W 808 mm Ø 233 mm; Thermic; to RPM: →1,800; Vers. produced by BEHR Broad version: 1; Ø 750 mm; Number of Fan Blades: 8; Outer Width [mm]: 120; Vers. produced by BEHR; W 78 mm Manufacturer Restriction: für Sachs Kupplung; Vers. produced by BEHR Ø 260 mm; elec.; Vers. produced by BEHR Bore Ø [mm]: 200; Depth [mm]: 103; Ø 236 mm; Number of mounting bores: 6	8MA 376 705-081 Expansion Tank, coolant 8MK 376 721-221 Radiator, engine cooling 8MK 376 756-151 Radiator, engine cooling 8MV 376 730-061 Clutch, radiator fan 8MV 376 733-081 Fan Wheel, engine cooling 8MV 376 756-081 Fan Wheel, engine cooling 8MV 376 757-461 Clutch, radiator fan 8MV 376 758-451 Clutch, radiator fan	778 763 772 743 751 754 745 746

Manufacturer - Model	Power	Displ.	Year of Constr.	Remark	Part Number	Page
MERCEDES-BENZ - ACTROS MP2 / MP3						10/02→
2046 S	335 kW		04/03→	Fully Automatic ; Capacity [Litre]: 12,2; Black; Depth [mm]: 444; L 566 mm; Vehicle Trim Level: Fahrerhaus Standart; Vers. langer Füllstutzen / Vers. produced by BEHR; W 289 mm	8MA 376 705-081 Expansion Tank, coolant	778
				Manual Transmission / Automatic Transmission ; Vehicle Trim Level: SA 517237/02/03/06;  →199177; for vehicles with/without air conditioning; Depth [mm]: 42; L 902 mm; Vers. produced by BEHR; W 808 mm	8MK 376 721-221 Radiator, engine cooling	763
				Depth [mm]: 52; L 1,015 mm; Vers. produced by BEHR; W 808 mm	8MK 376 756-151 Radiator, engine cooling	772
				Broad version: 1; Ø 750 mm; Number of Fan Blades: 8; Outer Width [mm]: 120; Vers. produced by BEHR; W 78 mm	8MV 376 733-081 Fan Wheel, engine cooling	751
				Ø 260 mm; elec.; Vers. produced by BEHR	8MV 376 757-461 Clutch, radiator fan	745
				Bore Ø [mm]: 200; Depth [mm]: 103; Ø 236 mm; Number of mounting bores: 6	8MV 376 758-451 Clutch, radiator fan	746
2048	350 kW		06/08→	Manual Transmission / Automatic Transmission ; Vehicle Trim Level: SA 517237/02/03/06;  →199177; for vehicles with/without air conditioning; Depth [mm]: 42; L 902 mm; Vers. produced by BEHR; W 808 mm	8MK 376 721-221 Radiator, engine cooling	763
4141 AK	300 kW		04/03→			
4144 AK	320 kW		04/03→			
4146 AK	335 kW		04/03→			
5041 AK	300 kW		06/08→			
5044 AK	320 kW		06/08→			
5046 AK	335 kW		06/08→			
5048 AK	350 kW		06/08→			
				Depth [mm]: 52; L 1,015 mm; W 810 mm	8MK 376 737-121 Radiator, engine cooling	771
				Depth [mm]: 52; L 1,015 mm; Vers. produced by BEHR; W 808 mm	8MK 376 756-151 Radiator, engine cooling	772
				Bore Ø [mm]: 200; Depth [mm]: 103; Ø 236 mm; Number of mounting bores: 6	8MV 376 758-451 Clutch, radiator fan	746
2050 S	370 kW		04/03→	Fully Automatic ; Capacity [Litre]: 12,2; Black; Depth [mm]: 444; L 566 mm; Vehicle Trim Level: Fahrerhaus Standart; Vers. langer Füllstutzen / Vers. produced by BEHR; W 289 mm	8MA 376 705-081 Expansion Tank, coolant	778
				Manual Transmission / Automatic Transmission ; Vehicle Trim Level: SA 517237/02/03/06;  →199177; for vehicles with/without air conditioning; Depth [mm]: 42; L 902 mm; Vers. produced by BEHR; W 808 mm	8MK 376 721-221 Radiator, engine cooling	763
				Depth [mm]: 52; L 1,015 mm; Vers. produced by BEHR; W 808 mm	8MK 376 756-151 Radiator, engine cooling	772
				Ø 233 mm; Thermic; Vers. produced by BEHR	8MV 376 728-381 Clutch, radiator fan	742
				Ø 233 mm; Thermic; to RPM: →2,375; Vers. produced by BEHR	8MV 376 729-481 Clutch, radiator fan	742
				Broad version: 1; Ø 750 mm; Number of Fan Blades: 8; Outer Width [mm]: 120; Vers. produced by BEHR; W 78 mm	8MV 376 733-081 Fan Wheel, engine cooling	751
				Ø 750 mm; Number of Fan Blades: 8; Vers. produced by BEHR	8MV 376 733-261 Fan Wheel, engine cooling	753
				Bore Ø [mm]: 200; Depth [mm]: 103; Ø 236 mm; Number of mounting bores: 6	8MV 376 758-451 Clutch, radiator fan	746
2532, L, LL	230 - 235 kW		04/03→	Fully Automatic ; Capacity [Litre]: 12,2; Black; Depth [mm]: 444; L 566 mm; Vehicle Trim Level: Fahrerhaus Standart; Vers. langer Füllstutzen / Vers. produced by BEHR; W 289 mm	8MA 376 705-081 Expansion Tank, coolant	778
2536, L, LL	260 - 265 kW		04/03→			
3331, 3332	230 - 235 kW		04/03→			
				Fully Automatic ; Capacity [Litre]: 12,2; Black; Depth [mm]: 444; L 566 mm; Vehicle Trim Level: Fahrerhaus hoch; Vers. Füllstutzen kurz / Vers. produced by BEHR; W 289 mm	8MA 376 705-091 Expansion Tank, coolant	779
				Manual Transmission / Automatic Transmission ; Vehicle Trim Level: SA 517237/02/03/06;  →199177; for vehicles with/without air conditioning; Depth [mm]: 42; L 902 mm; Vers. produced by BEHR; W 808 mm	8MK 376 721-221 Radiator, engine cooling	763
				Depth [mm]: 52; L 1,015 mm; W 810 mm	8MK 376 737-121 Radiator, engine cooling	771
				Depth [mm]: 52; L 1,015 mm; Vers. produced by BEHR; W 808 mm	8MK 376 756-151 Radiator, engine cooling	772
				Depth [mm]: 57; L 1,013 mm; Vers. produced by AKG; W 812 mm	8MK 376 765-181 Radiator, engine cooling	773
				Ø 233 mm; Thermic; to RPM: →1,800; Vers. produced by BEHR	8MV 376 730-061 Clutch, radiator fan	743
				Broad version: 1; Ø 750 mm; Number of Fan Blades: 8; Outer Width [mm]: 120; Vers. produced by BEHR; W 78 mm	8MV 376 733-081 Fan Wheel, engine cooling	751
				Manufacturer Restriction: für Sachs Kupplung; Vers. produced by BEHR	8MV 376 756-081 Fan Wheel, engine cooling	754
				Bore Ø [mm]: 200; Depth [mm]: 103; Ø 236 mm; Number of mounting bores: 6	8MV 376 758-451 Clutch, radiator fan	746

Manufacturer - Model	Power	Displ.	Year of Constr.	Remark	Part Number	Page	
MERCEDES-BENZ - ACTROS MP2 / MP3						10/02→	
2532 LS	235 kW		06/08→	Manual Transmission / Automatic Transmission; Vehicle Trim Level: SA 517237/02/03/06; →199177; for vehicles with/without air conditioning; Depth [mm]: 42; L 902 mm; Vers. produced by BEHR; W 808 mm	8MK 376 721-221	763	
2536 LS	265 kW		06/08→		Radiator, engine cooling		
2541 LS	300 kW		06/08→				
2544 LS	320 kW		06/08→				
2546 LS	335 kW		06/08→		Depth [mm]: 52; L 1,015 mm; Vers. produced by BEHR; W 808 mm	8MK 376 756-151	772
2548 LS	350 kW		06/08→		Radiator, engine cooling		
3241 K	300 kW		04/03→				
3244 K	320 kW		04/03→		Depth [mm]: 57; L 1,013 mm; Vers. produced by AKG; W 812 mm	8MK 376 765-181	773
3248 K	350 kW		04/03→		Radiator, engine cooling		
4141 B	300 kW		04/03→		Bore Ø [mm]: 200; Depth [mm]: 103; Ø 236 mm; Number of mounting bores: 6	8MV 376 758-451	746
4144 B	320 kW		04/03→				
5041 K	300 kW		06/08→				
5044 K	320 kW		06/08→				
5046 K	335 kW		06/08→				
2541, L, LL	290 - 300 kW		04/03→	Fully Automatic; Capacity [Litre]: 12,2; Black; Depth [mm]: 444; L 566 mm; Vehicle Trim Level: Fahrerhaus Standard; Vers. langer Füllstutzen / Vers. produced by BEHR; W 289 mm	8MA 376 705-081	778	
				Expansion Tank, coolant			
				Fully Automatic; Capacity [Litre]: 12,2; Black; Depth [mm]: 444; L 566 mm; Vehicle Trim Level: Fahrerhaus hoch; Vers. Füllstutzen kurz / Vers. produced by BEHR; W 289 mm	8MA 376 705-091	779	
				Expansion Tank, coolant			
				Manual Transmission / Automatic Transmission; Vehicle Trim Level: SA 517237/02/03/06; →199177; for vehicles with/without air conditioning; Depth [mm]: 42; L 902 mm; Vers. produced by BEHR; W 808 mm	8MK 376 721-221	763	
				Radiator, engine cooling			
				Depth [mm]: 52; L 1,015 mm; Vers. produced by BEHR; W 808 mm	8MK 376 756-151	772	
				Radiator, engine cooling			
				Depth [mm]: 57; L 1,013 mm; Vers. produced by AKG; W 812 mm	8MK 376 765-181	773	
				Radiator, engine cooling			
Ø 233 mm; Thermic; to RPM: →1,800; Vers. produced by BEHR	8MV 376 730-061	743					
Clutch, radiator fan							
Broad version: 1; Ø 750 mm; Number of Fan Blades: 8; Outer Width [mm]: 120; Vers. produced by BEHR; W 78 mm	8MV 376 733-081	751					
Fan Wheel, engine cooling							
Bore Ø [mm]: 200; Depth [mm]: 103; Ø 236 mm; Number of mounting bores: 6	8MV 376 758-451	746					
Clutch, radiator fan							
2544, L, LL 3336	315 - 320 kW 265 kW		04/03→ 04/03→	Fully Automatic; Capacity [Litre]: 12,2; Black; Depth [mm]: 444; L 566 mm; Vehicle Trim Level: Fahrerhaus Standard; Vers. langer Füllstutzen / Vers. produced by BEHR; W 289 mm	8MA 376 705-081	778	
				Expansion Tank, coolant			
				Fully Automatic; Capacity [Litre]: 12,2; Black; Depth [mm]: 444; L 566 mm; Vehicle Trim Level: Fahrerhaus hoch; Vers. Füllstutzen kurz / Vers. produced by BEHR; W 289 mm	8MA 376 705-091	779	
				Expansion Tank, coolant			
				Manual Transmission / Automatic Transmission; Vehicle Trim Level: SA 517237/02/03/06; →199177; for vehicles with/without air conditioning; Depth [mm]: 42; L 902 mm; Vers. produced by BEHR; W 808 mm	8MK 376 721-221	763	
				Radiator, engine cooling			
				Depth [mm]: 52; L 1,015 mm; W 810 mm	8MK 376 737-121	771	
				Radiator, engine cooling			
				Depth [mm]: 52; L 1,015 mm; Vers. produced by BEHR; W 808 mm	8MK 376 756-151	772	
				Radiator, engine cooling			
Depth [mm]: 57; L 1,013 mm; Vers. produced by AKG; W 812 mm	8MK 376 765-181	773					
Radiator, engine cooling							
Ø 233 mm; Thermic; to RPM: →1,800; Vers. produced by BEHR	8MV 376 730-061	743					
Clutch, radiator fan							
Broad version: 1; Ø 750 mm; Number of Fan Blades: 8; Outer Width [mm]: 120; Vers. produced by BEHR; W 78 mm	8MV 376 733-081	751					
Fan Wheel, engine cooling							
Ø 260 mm; elec.; Vers. produced by BEHR	8MV 376 757-461	745					
Clutch, radiator fan							
Bore Ø [mm]: 200; Depth [mm]: 103; Ø 236 mm; Number of mounting bores: 6	8MV 376 758-451	746					
Clutch, radiator fan							
2544 LS 2546 LS 3336 AS 3344 AK 3344 AS	315 - 320 kW 335 kW 265 kW 320 kW 320 kW		04/03→ 04/03→ 04/03→ 04/03→ 04/03→	Manual Transmission / Automatic Transmission; Vehicle Trim Level: SA 517237/02/03/06; →199177; for vehicles with/without air conditioning; Depth [mm]: 42; L 902 mm; Vers. produced by BEHR; W 808 mm	8MK 376 721-221	763	
				Radiator, engine cooling			
				Ø 260 mm; elec.; Vers. produced by BEHR	8MV 376 757-461	745	
				Clutch, radiator fan			
				Bore Ø [mm]: 200; Depth [mm]: 103; Ø 236 mm; Number of mounting bores: 6	8MV 376 758-451	746	
Clutch, radiator fan							
2546, L, LL 3346	335 kW 335 kW		04/03→ 04/03→	Fully Automatic; Capacity [Litre]: 12,2; Black; Depth [mm]: 444; L 566 mm; Vehicle Trim Level: Fahrerhaus Standard; Vers. langer Füllstutzen / Vers. produced by BEHR; W 289 mm	8MA 376 705-081	778	
				Expansion Tank, coolant			
				Fully Automatic; Capacity [Litre]: 12,2; Black; Depth [mm]: 444; L 566 mm; Vehicle Trim Level: Fahrerhaus hoch; Vers. Füllstutzen kurz / Vers. produced by BEHR; W 289 mm	8MA 376 705-091	779	
				Expansion Tank, coolant			

Manufacturer - Model	Power	Displ.	Year of Constr.	Remark	Part Number	Page	
MERCEDES-BENZ - ACTROS MP2 / MP3						10/02→	
2546, L, LL 3346	335 kW		04/03→	Manual Transmission / Automatic Transmission; Vehicle Trim Level: SA 517237/02/03/06; →199177; for vehicles with/without air conditioning; Depth [mm]: 42; L 902 mm; Vers. produced by BEHR; W 808 mm	8MK 376 721-221	763	
			04/03→		Radiator, engine cooling		
			Depth [mm]: 52; L 1,015 mm; W 810 mm		8MK 376 737-121	771	
			Depth [mm]: 52; L 1,015 mm; Vers. produced by BEHR; W 808 mm		8MK 376 756-151	772	
			Depth [mm]: 57; L 1,013 mm; Vers. produced by AKG; W 812 mm		8MK 376 765-181	773	
		Broad version: 1; Ø 750 mm; Number of Fan Blades: 8; Outer Width [mm]: 120; Vers. produced by BEHR; W 78 mm	8MV 376 733-081	Fan Wheel, engine cooling	751		
2548, L,LL	350 kW		04/03→	Fully Automatic; Capacity [Litre]: 12,2; Black; Depth [mm]: 444; L 566 mm; Vehicle Trim Level: Fahrerhaus Standart; Vers. langer Füllstutzen / Vers. produced by BEHR; W 289 mm	8MA 376 705-081	778	
					Expansion Tank, coolant		
					Fully Automatic; Capacity [Litre]: 12,2; Black; Depth [mm]: 444; L 566 mm; Vehicle Trim Level: Fahrerhaus hoch; Vers. Füllstutzen kurz / Vers. produced by BEHR; W 289 mm	8MA 376 705-091	779
					Expansion Tank, coolant		
					Manual Transmission / Automatic Transmission; Vehicle Trim Level: SA 517237/02/03/06; →199177; for vehicles with/without air conditioning; Depth [mm]: 42; L 902 mm; Vers. produced by BEHR; W 808 mm	8MK 376 721-221	763
					Radiator, engine cooling		
		Depth [mm]: 52; L 1,015 mm; W 810 mm	8MK 376 737-121	771			
		Depth [mm]: 52; L 1,015 mm; Vers. produced by BEHR; W 808 mm	8MK 376 756-151	772			
		Depth [mm]: 57; L 1,013 mm; Vers. produced by AKG; W 812 mm	8MK 376 765-181	773			
2551, L, LL 2555, L, LL 2560, L, LL 2648 K, LK 3360	375 kW		04/03→	Manual Transmission / Automatic Transmission; Vehicle Trim Level: SA 517237/02/03/06; →199177; for vehicles with/without air conditioning; Depth [mm]: 42; L 902 mm; Vers. produced by BEHR; W 808 mm	8MK 376 721-221	763	
	405 kW		04/03→		Radiator, engine cooling		
	440 kW		04/03→				
	350 - 355 kW		04/03→				
	440 kW		04/03→				
					Depth [mm]: 52; L 1,015 mm; W 810 mm	8MK 376 737-121	771
			Depth [mm]: 52; L 1,015 mm; Vers. produced by BEHR; W 808 mm	8MK 376 756-151	772		
			Depth [mm]: 57; L 1,013 mm; Vers. produced by AKG; W 812 mm	8MK 376 765-181	773		
			Ø 233 mm; Thermic; Vers. produced by BEHR	8MV 376 728-381	742		
			Bore Ø [mm]: 200; Depth [mm]: 103; Ø 236 mm; Number of mounting bores: 6	8MV 376 758-451	746		
				Clutch, radiator fan			
2632, L, LL 2644, L, LL	235 kW		04/03→	Fully Automatic; Capacity [Litre]: 12,2; Black; Depth [mm]: 444; L 566 mm; Vehicle Trim Level: Fahrerhaus Standart; Vers. langer Füllstutzen / Vers. produced by BEHR; W 289 mm	8MA 376 705-081	778	
			04/03→		Expansion Tank, coolant		
			Fully Automatic; Capacity [Litre]: 12,2; Black; Depth [mm]: 444; L 566 mm; Vehicle Trim Level: Fahrerhaus hoch; Vers. Füllstutzen kurz / Vers. produced by BEHR; W 289 mm		8MA 376 705-091	779	
			Expansion Tank, coolant				
			Manual Transmission / Automatic Transmission; Vehicle Trim Level: SA 517237/02/03/06; →199177; for vehicles with/without air conditioning; Depth [mm]: 42; L 902 mm; Vers. produced by BEHR; W 808 mm		8MK 376 721-221	763	
			Radiator, engine cooling				
			Manual Transmission / Automatic Transmission; Vehicle Trim Level: 517237/15/16/17/18; for vehicles with/without air conditioning; Depth [mm]: 42; L 1,015 mm; Vers. produced by BEHR; W 808 mm		8MK 376 721-491	768	
			Radiator, engine cooling				
			Depth [mm]: 52; L 1,015 mm; W 810 mm		8MK 376 737-121	771	
			Depth [mm]: 52; L 1,015 mm; Vers. produced by BEHR; W 808 mm		8MK 376 756-151	772	
			Depth [mm]: 57; L 1,013 mm; Vers. produced by AKG; W 812 mm		8MK 376 765-181	773	
			Ø 233 mm; Thermic; to RPM: →1,800; Vers. produced by BEHR		8MV 376 730-061	743	
			Broad version: 1; Ø 750 mm; Number of Fan Blades: 8; Outer Width [mm]: 120; Vers. produced by BEHR; W 78 mm		8MV 376 733-081	Fan Wheel, engine cooling	751
		Ø 260 mm; elec.; Vers. produced by BEHR	8MV 376 757-461	745			
		Bore Ø [mm]: 200; Depth [mm]: 103; Ø 236 mm; Number of mounting bores: 6	8MV 376 758-451	746			
			Clutch, radiator fan				

Manufacturer - Model	Power	Displ.	Year of Constr.	Remark	Part Number	Page	
MERCEDES-BENZ - ACTROS MP2 / MP3						10/02→	
2632 B	235 kW		04/03→	Manual Transmission / Automatic Transmission; Vehicle Trim Level: SA 517237/02/03/06; →199177; for vehicles with/without air conditioning; Depth [mm]: 42; L 902 mm; Vers. produced by BEHR; W 808 mm	8MK 376 721-221	763	
2636 B	265 kW		04/03→		Radiator, engine cooling		
2644 B	320 kW		04/03→				
2646 B	335 kW		04/03→				
3332 B	235 kW		04/03→		Depth [mm]: 52; L 1,015 mm; W 810 mm	8MK 376 737-121	771
3336 B	265 kW		04/03→			Radiator, engine cooling	
3344 B	320 kW		04/03→		Depth [mm]: 57; L 1,013 mm; Vers. produced by AKG; W 812 mm	8MK 376 765-181	773
3346 B	335 kW		04/03→		Ø 260 mm; elec.; Vers. produced by BEHR	8MV 376 757-461	745
					Bore Ø [mm]: 200; Depth [mm]: 103; Ø 236 mm; Number of mounting bores: 6	8MV 376 758-451	746
						Clutch, radiator fan	
2632 K, LK	235 kW		04/03→	Fully Automatic; Capacity [Litre]: 12,2; Black; Depth [mm]: 444; L 566 mm; Vehicle Trim Level: Fahrerhaus Standart; Vers. langer Füllstutzen / Vers. produced by BEHR; W 289 mm	8MA 376 705-081	778	
2644 K, LK	320 kW		04/03→			Expansion Tank, coolant	
					Manual Transmission / Automatic Transmission; Vehicle Trim Level: SA 517237/02/03/06; →199177; for vehicles with/without air conditioning; Depth [mm]: 42; L 902 mm; Vers. produced by BEHR; W 808 mm	8MK 376 721-221	763
						Radiator, engine cooling	
					Depth [mm]: 52; L 1,015 mm; W 810 mm	8MK 376 737-121	771
						Radiator, engine cooling	
					Depth [mm]: 52; L 1,015 mm; Vers. produced by BEHR; W 808 mm	8MK 376 756-151	772
						Radiator, engine cooling	
					Depth [mm]: 57; L 1,013 mm; Vers. produced by AKG; W 812 mm	8MK 376 765-181	773
						Radiator, engine cooling	
					Ø 233 mm; Thermic; to RPM: →1,800; Vers. produced by BEHR	8MV 376 730-061	743
						Clutch, radiator fan	
					Broad version: 1; Ø 750 mm; Number of Fan Blades: 8; Outer Width [mm]: 120; Vers. produced by BEHR; W 78 mm	8MV 376 733-081	751
						Fan Wheel, engine cooling	
				Ø 260 mm; elec.; Vers. produced by BEHR	8MV 376 757-461	745	
					Clutch, radiator fan		
				Bore Ø [mm]: 200; Depth [mm]: 103; Ø 236 mm; Number of mounting bores: 6	8MV 376 758-451	746	
					Clutch, radiator fan		
2636 L, LL	265 kW		04/03→	Fully Automatic; Capacity [Litre]: 12,2; Black; Depth [mm]: 444; L 566 mm; Vehicle Trim Level: Fahrerhaus Standart; Vers. langer Füllstutzen / Vers. produced by BEHR; W 289 mm	8MA 376 705-081	778	
2641 L, LL	300 kW		04/03→			Expansion Tank, coolant	
					Fully Automatic; Capacity [Litre]: 12,2; Black; Depth [mm]: 444; L 566 mm; Vehicle Trim Level: Fahrerhaus hoch; Vers. Füllstutzen kurz / Vers. produced by BEHR; W 289 mm	8MA 376 705-091	779
						Expansion Tank, coolant	
					Manual Transmission / Automatic Transmission; Vehicle Trim Level: SA 517237/02/03/06; →199177; for vehicles with/without air conditioning; Depth [mm]: 42; L 902 mm; Vers. produced by BEHR; W 808 mm	8MK 376 721-221	763
						Radiator, engine cooling	
					Manual Transmission / Automatic Transmission; Vehicle Trim Level: 517237/15/16/17/18; for vehicles with/without air conditioning; Depth [mm]: 42; L 1,015 mm; Vers. produced by BEHR; W 808 mm	8MK 376 721-491	768
						Radiator, engine cooling	
					Depth [mm]: 52; L 1,015 mm; W 810 mm	8MK 376 737-121	771
						Radiator, engine cooling	
					Depth [mm]: 52; L 1,015 mm; Vers. produced by BEHR; W 808 mm	8MK 376 756-151	772
						Radiator, engine cooling	
					Depth [mm]: 57; L 1,013 mm; Vers. produced by AKG; W 812 mm	8MK 376 765-181	773
						Radiator, engine cooling	
				Ø 233 mm; Thermic; to RPM: →1,800; Vers. produced by BEHR	8MV 376 730-061	743	
					Clutch, radiator fan		
				Broad version: 1; Ø 750 mm; Number of Fan Blades: 8; Outer Width [mm]: 120; Vers. produced by BEHR; W 78 mm	8MV 376 733-081	751	
					Fan Wheel, engine cooling		
				Bore Ø [mm]: 200; Depth [mm]: 103; Ø 236 mm; Number of mounting bores: 6	8MV 376 758-451	746	
					Clutch, radiator fan		
2636 K, LK	265 kW		04/03→	Fully Automatic; Capacity [Litre]: 12,2; Black; Depth [mm]: 444; L 566 mm; Vehicle Trim Level: Fahrerhaus Standart; Vers. langer Füllstutzen / Vers. produced by BEHR; W 289 mm	8MA 376 705-081	778	
						Expansion Tank, coolant	
					Manual Transmission / Automatic Transmission; Vehicle Trim Level: SA 517237/02/03/06; →199177; for vehicles with/without air conditioning; Depth [mm]: 42; L 902 mm; Vers. produced by BEHR; W 808 mm	8MK 376 721-221	763
						Radiator, engine cooling	
				Depth [mm]: 52; L 1,015 mm; W 810 mm	8MK 376 737-121	771	
					Radiator, engine cooling		
				Depth [mm]: 52; L 1,015 mm; Vers. produced by BEHR; W 808 mm	8MK 376 756-151	772	
					Radiator, engine cooling		





Manufacturer - Model	Power	Displ.	Year of Constr.	Remark	Part Number	Page				
MERCEDES-BENZ - ACTROS MP2 / MP3						10/02→				
2636 K, LK	265 kW		04/03→	Depth [mm]: 57; L 1,013 mm; Vers. produced by AKG; W 812 mm	8MK 376 765-181	773				
				Ø 233 mm; Thermic; to RPM: →1,800; Vers. produced by BEHR	8MV 376 730-061	743				
				Ø 260 mm; elec.; Vers. produced by BEHR	8MV 376 757-461	745				
				Bore Ø [mm]: 200; Depth [mm]: 103; Ø 236 mm; Number of mounting bores: 6	8MV 376 758-451	746				
2641 K, LK	300 kW		04/03→	Fully Automatic ; Capacity [Litre]: 12,2; Black; Depth [mm]: 444; L 566 mm; Vehicle Trim Level: Fahrerhaus Standart; Vers. langer Füllstützen / Vers. produced by BEHR; W 289 mm	8MA 376 705-081	778				
				Manual Transmission / Automatic Transmission; Vehicle Trim Level: SA 517237/02/03/06; →199177; for vehicles with/without air conditioning ; Depth [mm]: 42; L 902 mm; Vers. produced by BEHR; W 808 mm	8MK 376 721-221	763				
				Depth [mm]: 52; L 1,015 mm; W 810 mm	8MK 376 737-121	771				
				Depth [mm]: 52; L 1,015 mm; Vers. produced by BEHR; W 808 mm	8MK 376 756-151	772				
				Depth [mm]: 57; L 1,013 mm; Vers. produced by AKG; W 812 mm	8MK 376 765-181	773				
				Ø 233 mm; Thermic; to RPM: →1,800; Vers. produced by BEHR	8MV 376 730-061	743				
				Broad version: 1; Ø 750 mm; Number of Fan Blades: 8; Outer Width [mm]: 120; Vers. produced by BEHR; W 78 mm	8MV 376 733-081 Fan	751				
				Bore Ø [mm]: 200; Depth [mm]: 103; Ø 236 mm; Number of mounting bores: 6	8MV 376 758-451	746				
				2646 L, LL	335 kW		04/03→	Fully Automatic ; Capacity [Litre]: 12,2; Black; Depth [mm]: 444; L 566 mm; Vehicle Trim Level: Fahrerhaus Standart; Vers. langer Füllstützen / Vers. produced by BEHR; W 289 mm	8MA 376 705-081	778
								Manual Transmission / Automatic Transmission; Vehicle Trim Level: SA 517237/02/03/06; →199177; for vehicles with/without air conditioning ; Depth [mm]: 42; L 902 mm; Vers. produced by BEHR; W 808 mm	8MK 376 721-221	763
Manual Transmission / Automatic Transmission; Vehicle Trim Level: 517237/15/16/17/18; for vehicles with/without air conditioning ; Depth [mm]: 42; L 1,015 mm; Vers. produced by BEHR; W 808 mm	8MK 376 721-491	768								
Depth [mm]: 52; L 1,015 mm; W 810 mm	8MK 376 737-121	771								
Depth [mm]: 52; L 1,015 mm; Vers. produced by BEHR; W 808 mm	8MK 376 756-151	772								
Depth [mm]: 57; L 1,013 mm; Vers. produced by AKG; W 812 mm	8MK 376 765-181	773								
Broad version: 1; Ø 750 mm; Number of Fan Blades: 8; Outer Width [mm]: 120; Vers. produced by BEHR; W 78 mm	8MV 376 733-081 Fan	751								
Ø 260 mm; elec.; Vers. produced by BEHR	8MV 376 757-461	745								
Bore Ø [mm]: 200; Depth [mm]: 103; Ø 236 mm; Number of mounting bores: 6	8MV 376 758-451	746								
2646 K, LK	335 kW		04/03→					Fully Automatic ; Capacity [Litre]: 12,2; Black; Depth [mm]: 444; L 566 mm; Vehicle Trim Level: Fahrerhaus Standart; Vers. langer Füllstützen / Vers. produced by BEHR; W 289 mm	8MA 376 705-081	778
				Manual Transmission / Automatic Transmission; Vehicle Trim Level: SA 517237/02/03/06; →199177; for vehicles with/without air conditioning ; Depth [mm]: 42; L 902 mm; Vers. produced by BEHR; W 808 mm	8MK 376 721-221	763				
				Depth [mm]: 52; L 1,015 mm; W 810 mm	8MK 376 737-121	771				
				Depth [mm]: 52; L 1,015 mm; Vers. produced by BEHR; W 808 mm	8MK 376 756-151	772				
				Depth [mm]: 57; L 1,013 mm; Vers. produced by AKG; W 812 mm	8MK 376 765-181	773				
				Broad version: 1; Ø 750 mm; Number of Fan Blades: 8; Outer Width [mm]: 120; Vers. produced by BEHR; W 78 mm	8MV 376 733-081 Fan	751				
				Ø 260 mm; elec.; Vers. produced by BEHR	8MV 376 757-461	745				
				Bore Ø [mm]: 200; Depth [mm]: 103; Ø 236 mm; Number of mounting bores: 6	8MV 376 758-451	746				





Manufacturer - Model	Power	Displ.	Year of Constr.	Remark	Part Number	Page
MERCEDES-BENZ - ACTROS MP2 / MP3						10/02→
2646 S, LS	335 kW		04/03→	Fully Automatic ; Capacity [Litre]: 12,2; Black; Depth [mm]: 444; L 566 mm; Vehicle Trim Level: Fahrerhaus Standard; Vers. langer Füllstutzen / Vers. produced by BEHR; W 289 mm	8MA 376 705-081 Expansion Tank, coolant	778
				Manual Transmission / Automatic Transmission ; Vehicle Trim Level: SA 517237/02/03/06; →199177; for vehicles with/without air conditioning; Depth [mm]: 42; L 902 mm; Vers. produced by BEHR; W 808 mm	8MK 376 721-221 Radiator, engine cooling	763
				Manual Transmission / Automatic Transmission ; Vehicle Trim Level: 517237/15/16/17/18; for vehicles with/without air conditioning; Depth [mm]: 42; L 1,015 mm; Vers. produced by BEHR; W 808 mm	8MK 376 721-491 Radiator, engine cooling	768
				Depth [mm]: 52; L 1,015 mm; Vers. produced by BEHR; W 808 mm	8MK 376 756-151 Radiator, engine cooling	772
				Broad version: 1; Ø 750 mm; Number of Fan Blades: 8; Outer Width [mm]: 120; Vers. produced by BEHR; W 78 mm	8MV 376 733-081 Fan Wheel, engine cooling	751
				Ø 260 mm; elec.; Vers. produced by BEHR	8MV 376 757-461 Clutch, radiator fan	745
				Bore Ø [mm]: 200; Depth [mm]: 103; Ø 236 mm; Number of mounting bores: 6	8MV 376 758-451 Clutch, radiator fan	746
2648, L, LL 4141 K 4146 K 4148 K	350 kW 300 kW 335 kW 350 kW		04/03→ 04/03→ 04/03→ 04/03→	Manual Transmission / Automatic Transmission ; Vehicle Trim Level: SA 517237/02/03/06; →199177; for vehicles with/without air conditioning; Depth [mm]: 42; L 902 mm; Vers. produced by BEHR; W 808 mm	8MK 376 721-221 Radiator, engine cooling	763
				Depth [mm]: 52; L 1,015 mm; W 810 mm	8MK 376 737-121 Radiator, engine cooling	771
				Depth [mm]: 52; L 1,015 mm; Vers. produced by BEHR; W 808 mm	8MK 376 756-151 Radiator, engine cooling	772
				Depth [mm]: 57; L 1,013 mm; Vers. produced by AKG; W 812 mm	8MK 376 765-181 Radiator, engine cooling	773
				Bore Ø [mm]: 200; Depth [mm]: 103; Ø 236 mm; Number of mounting bores: 6	8MV 376 758-451 Clutch, radiator fan	746
2648 B	350 - 355 kW		04/03→	Manual Transmission / Automatic Transmission ; Vehicle Trim Level: SA 517237/02/03/06; →199177; for vehicles with/without air conditioning; Depth [mm]: 42; L 902 mm; Vers. produced by BEHR; W 808 mm	8MK 376 721-221 Radiator, engine cooling	763
				Depth [mm]: 52; L 1,015 mm; W 810 mm	8MK 376 737-121 Radiator, engine cooling	771
				Depth [mm]: 57; L 1,013 mm; Vers. produced by AKG; W 812 mm	8MK 376 765-181 Radiator, engine cooling	773
				Ø 233 mm; Thermic; Vers. produced by BEHR	8MV 376 728-381 Clutch, radiator fan	742
				Bore Ø [mm]: 200; Depth [mm]: 103; Ø 236 mm; Number of mounting bores: 6	8MV 376 758-451 Clutch, radiator fan	746
2650, L, 2651,L, LL	370 - 375 kW		04/03→	Fully Automatic ; Capacity [Litre]: 12,2; Black; Depth [mm]: 444; L 566 mm; Vehicle Trim Level: Fahrerhaus Standard; Vers. langer Füllstutzen / Vers. produced by BEHR; W 289 mm	8MA 376 705-081 Expansion Tank, coolant	778
				Fully Automatic ; Capacity [Litre]: 12,2; Black; Depth [mm]: 444; L 566 mm; Vehicle Trim Level: Fahrerhaus hoch; Vers. Füllstutzen kurz / Vers. produced by BEHR; W 289 mm	8MA 376 705-091 Expansion Tank, coolant	779
				Manual Transmission / Automatic Transmission ; Vehicle Trim Level: SA 517237/02/03/06; →199177; for vehicles with/without air conditioning; Depth [mm]: 42; L 902 mm; Vers. produced by BEHR; W 808 mm	8MK 376 721-221 Radiator, engine cooling	763
				Manual Transmission / Automatic Transmission ; Vehicle Trim Level: 517237/15/16/17/18; for vehicles with/without air conditioning; Depth [mm]: 42; L 1,015 mm; Vers. produced by BEHR; W 808 mm	8MK 376 721-491 Radiator, engine cooling	768
				Depth [mm]: 52; L 1,015 mm; Vers. produced by BEHR; W 808 mm	8MK 376 756-151 Radiator, engine cooling	772
				Depth [mm]: 57; L 1,013 mm; Vers. produced by AKG; W 812 mm	8MK 376 765-181 Radiator, engine cooling	773
				Ø 233 mm; Thermic; Vers. produced by BEHR	8MV 376 728-381 Clutch, radiator fan	742
				Ø 233 mm; Thermic; to RPM: →2,375; Vers. produced by BEHR	8MV 376 729-481 Clutch, radiator fan	742
				Broad version: 1; Ø 750 mm; Number of Fan Blades: 8; Outer Width [mm]: 120; Vers. produced by BEHR; W 78 mm	8MV 376 733-081 Fan Wheel, engine cooling	751
				Ø 750 mm; Number of Fan Blades: 8; Vers. produced by BEHR	8MV 376 733-261 Fan Wheel, engine cooling	753
				Bore Ø [mm]: 200; Depth [mm]: 103; Ø 236 mm; Number of mounting bores: 6	8MV 376 758-451 Clutch, radiator fan	746

Manufacturer - Model	Power	Displ.	Year of Constr.	Remark	Part Number	Page
MERCEDES-BENZ - ACTROS MP2 / MP3						10/02→
2650 K, 2651 K, LK 2654 K, LK, 2655 K, LK	370 - 375 kW 395 - 405 kW		04/03→ 04/03→	<p>Fully Automatic; Capacity [Litre]: 12,2; Black; Depth [mm]: 444; L 566 mm; Vehicle Trim Level: Fahrerhaus Standart; Vers. langer Füllstutzen / Vers. produced by BEHR; W 289 mm</p> <p>Manual Transmission / Automatic Transmission; Vehicle Trim Level: SA 517237/02/03/06; →199177; for vehicles with/without air conditioning; Depth [mm]: 42; L 902 mm; Vers. produced by BEHR; W 808 mm</p> <p>Depth [mm]: 52; L 1,015 mm; W 810 mm</p> <p>Depth [mm]: 52; L 1,015 mm; Vers. produced by BEHR; W 808 mm</p> <p>Depth [mm]: 57; L 1,013 mm; Vers. produced by AKG; W 812 mm</p> <p>Ø 233 mm; Thermic; Vers. produced by BEHR</p> <p>Ø 233 mm; Thermic; to RPM: →2,375; Vers. produced by BEHR</p> <p>Broad version: 1; Ø 750 mm; Number of Fan Blades: 8; Outer Width [mm]: 120; Vers. produced by BEHR; W 78 mm</p> <p>Ø 750 mm; Number of Fan Blades: 8; Vers. produced by BEHR</p> <p>Bore Ø [mm]: 200; Depth [mm]: 103; Ø 236 mm; Number of mounting bores: 6</p>	<p>8MA 376 705-081 778 Expansion Tank, coolant</p> <p>8MK 376 721-221 763 Radiator, engine cooling</p> <p>8MK 376 737-121 771 Radiator, engine cooling</p> <p>8MK 376 756-151 772 Radiator, engine cooling</p> <p>8MK 376 765-181 773 Radiator, engine cooling</p> <p>8MV 376 728-381 742 Clutch, radiator fan</p> <p>8MV 376 729-481 742 Clutch, radiator fan</p> <p>8MV 376 733-081 Fan 751 Wheel, engine cooling</p> <p>8MV 376 733-261 Fan 753 Wheel, engine cooling</p> <p>8MV 376 758-451 746 Clutch, radiator fan</p>	
2654, L, 2655, L, LL	395 - 405 kW		04/03→	<p>Fully Automatic; Capacity [Litre]: 12,2; Black; Depth [mm]: 444; L 566 mm; Vehicle Trim Level: Fahrerhaus Standart; Vers. langer Füllstutzen / Vers. produced by BEHR; W 289 mm</p> <p>Fully Automatic; Capacity [Litre]: 12,2; Black; Depth [mm]: 444; L 566 mm; Vehicle Trim Level: Fahrerhaus hoch; Vers. Füllstutzen kurz / Vers. produced by BEHR; W 289 mm</p> <p>Manual Transmission / Automatic Transmission; Vehicle Trim Level: SA 517237/02/03/06; →199177; for vehicles with/without air conditioning; Depth [mm]: 42; L 902 mm; Vers. produced by BEHR; W 808 mm</p> <p>Manual Transmission / Automatic Transmission; Vehicle Trim Level: 517237/15/16/17/18; for vehicles with/without air conditioning; Depth [mm]: 42; L 1,015 mm; Vers. produced by BEHR; W 808 mm</p> <p>Depth [mm]: 52; L 1,015 mm; W 810 mm</p> <p>Depth [mm]: 52; L 1,015 mm; Vers. produced by BEHR; W 808 mm</p> <p>Depth [mm]: 57; L 1,013 mm; Vers. produced by AKG; W 812 mm</p> <p>Ø 233 mm; Thermic; Vers. produced by BEHR</p> <p>Ø 233 mm; Thermic; to RPM: →2,375; Vers. produced by BEHR</p> <p>Broad version: 1; Ø 750 mm; Number of Fan Blades: 8; Outer Width [mm]: 120; Vers. produced by BEHR; W 78 mm</p> <p>Ø 750 mm; Number of Fan Blades: 8; Vers. produced by BEHR</p> <p>Bore Ø [mm]: 200; Depth [mm]: 103; Ø 236 mm; Number of mounting bores: 6</p>	<p>8MA 376 705-081 778 Expansion Tank, coolant</p> <p>8MA 376 705-091 779 Expansion Tank, coolant</p> <p>8MK 376 721-221 763 Radiator, engine cooling</p> <p>8MK 376 721-491 768 Radiator, engine cooling</p> <p>8MK 376 737-121 771 Radiator, engine cooling</p> <p>8MK 376 756-151 772 Radiator, engine cooling</p> <p>8MK 376 765-181 773 Radiator, engine cooling</p> <p>8MV 376 728-381 742 Clutch, radiator fan</p> <p>8MV 376 729-481 742 Clutch, radiator fan</p> <p>8MV 376 733-081 Fan 751 Wheel, engine cooling</p> <p>8MV 376 733-261 Fan 753 Wheel, engine cooling</p> <p>8MV 376 758-451 746 Clutch, radiator fan</p>	
2658 L	425 kW		04/03→	<p>Fully Automatic; Capacity [Litre]: 12,2; Black; Depth [mm]: 444; L 566 mm; Vehicle Trim Level: Fahrerhaus Standart; Vers. langer Füllstutzen / Vers. produced by BEHR; W 289 mm</p> <p>Fully Automatic; Capacity [Litre]: 12,2; Black; Depth [mm]: 444; L 566 mm; Vehicle Trim Level: Fahrerhaus hoch; Vers. Füllstutzen kurz / Vers. produced by BEHR; W 289 mm</p> <p>Manual Transmission / Automatic Transmission; Vehicle Trim Level: SA 517237/02/03/06; →199177; for vehicles with/without air conditioning; Depth [mm]: 42; L 902 mm; Vers. produced by BEHR; W 808 mm</p> <p>Manual Transmission / Automatic Transmission; Vehicle Trim Level: 517237/15/16/17/18; for vehicles with/without air conditioning; Depth [mm]: 42; L 1,015 mm; Vers. produced by BEHR; W 808 mm</p> <p>Depth [mm]: 52; L 1,015 mm; W 810 mm</p> <p>Ø 233 mm; Thermic; Vers. produced by BEHR</p>	<p>8MA 376 705-081 778 Expansion Tank, coolant</p> <p>8MA 376 705-091 779 Expansion Tank, coolant</p> <p>8MK 376 721-221 763 Radiator, engine cooling</p> <p>8MK 376 721-491 768 Radiator, engine cooling</p> <p>8MK 376 737-121 771 Radiator, engine cooling</p> <p>8MV 376 728-381 742 Clutch, radiator fan</p>	

Manufacturer - Model	Power	Displ.	Year of Constr.	Remark	Part Number	Page	
MERCEDES-BENZ - ACTROS MP2 / MP3						10/02→	
2658 L	425 kW		04/03→	Ø 233 mm; Thermic; to RPM: →2,375; Vers. produced by BEHR	8MV 376 729-481	742	
				Broad version: 1; Ø 750 mm; Number of Fan Blades: 8; Outer Width [mm]: 120; Vers. produced by BEHR; W 78 mm	8MV 376 733-081	751	
				Ø 750 mm; Number of Fan Blades: 8; Vers. produced by BEHR	8MV 376 733-261	753	
				Bore Ø [mm]: 200; Depth [mm]: 103; Ø 236 mm; Number of mounting bores: 6	8MV 376 758-451	746	
3232 B	235 kW		04/03→	Manual Transmission / Automatic Transmission; Vehicle Trim Level: SA 517237/02/03/06; →199177; for vehicles with/without air conditioning; Depth [mm]: 42; L 902 mm; Vers. produced by BEHR; W 808 mm	8MK 376 721-221	763	
3241 B	300 kW		04/03→		Radiator, engine cooling		
3244 B	320 kW		04/03→				
3246 B	335 kW		04/03→				
3248 B	350 kW		04/03→				
3336 K	265 kW		04/03→		Depth [mm]: 57; L 1,013 mm; Vers. produced by AKG; W 812 mm	8MK 376 765-181	773
3341 K	300 kW		04/03→				
3344 K	320 kW		04/03→		Bore Ø [mm]: 200; Depth [mm]: 103; Ø 236 mm; Number of mounting bores: 6	8MV 376 758-451	746
3346 K	335 kW		04/03→				
3348 K	350 kW		04/03→				
5041 B	300 kW		06/08→				
5044 B	320 kW		06/08→				
5046 B	335 kW		06/08→				
3241	300 kW		04/03→	Manual Transmission / Automatic Transmission; Vehicle Trim Level: SA 517237/02/03/06; →199177; for vehicles with/without air conditioning; Depth [mm]: 42; L 902 mm; Vers. produced by BEHR; W 808 mm	8MK 376 721-221	763	
				Ø 233 mm; Thermic; to RPM: →1,800; Vers. produced by BEHR	8MV 376 730-061	743	
				Broad version: 1; Ø 750 mm; Number of Fan Blades: 8; Outer Width [mm]: 120; Vers. produced by BEHR; W 78 mm	8MV 376 733-081	751	
				Bore Ø [mm]: 200; Depth [mm]: 103; Ø 236 mm; Number of mounting bores: 6	8MV 376 758-451	746	
3246 K	335 kW		04/03→	Manual Transmission / Automatic Transmission; Vehicle Trim Level: SA 517237/02/03/06; →199177; for vehicles with/without air conditioning; Depth [mm]: 42; L 902 mm; Vers. produced by BEHR; W 808 mm	8MK 376 721-221	763	
				Depth [mm]: 52; L 1,015 mm; Vers. produced by BEHR; W 808 mm	8MK 376 756-151	772	
				Depth [mm]: 57; L 1,013 mm; Vers. produced by AKG; W 812 mm	8MK 376 765-181	773	
3331 A, 3332 A	230 - 235 kW		04/03→	Manual Transmission / Automatic Transmission; Vehicle Trim Level: SA 517237/02/03/06; →199177; for vehicles with/without air conditioning; Depth [mm]: 42; L 902 mm; Vers. produced by BEHR; W 808 mm	8MK 376 721-221	763	
				Ø 233 mm; Thermic; to RPM: →1,800; Vers. produced by BEHR	8MV 376 730-061	743	
				Broad version: 1; Ø 750 mm; Number of Fan Blades: 8; Outer Width [mm]: 120; Vers. produced by BEHR; W 78 mm	8MV 376 733-081	751	
				Manufacturer Restriction: für Sachs Kupplung; Vers. produced by BEHR	8MV 376 756-081	754	
				Ø 260 mm; elec.; Vers. produced by BEHR	8MV 376 757-461	745	
				Bore Ø [mm]: 200; Depth [mm]: 103; Ø 236 mm; Number of mounting bores: 6	8MV 376 758-451	746	
3331 S, 3332 S	230 - 235 kW		04/03→	Fully Automatic; Capacity [Litre]: 12,2; Black; Depth [mm]: 444; L 566 mm; Vehicle Trim Level: Fahrerhaus Standart; Vers. langer Füllstützen / Vers. produced by BEHR; W 289 mm	8MA 376 705-081	778	
				Fully Automatic; Capacity [Litre]: 12,2; Black; Depth [mm]: 444; L 566 mm; Vehicle Trim Level: Fahrerhaus hoch; Vers. Füllstützen kurz / Vers. produced by BEHR; W 289 mm	8MA 376 705-091	779	
				Manual Transmission / Automatic Transmission; Vehicle Trim Level: SA 517237/02/03/06; →199177; for vehicles with/without air conditioning; Depth [mm]: 42; L 902 mm; Vers. produced by BEHR; W 808 mm	8MK 376 721-221	763	
				Ø 233 mm; Thermic; to RPM: →1,800; Vers. produced by BEHR	8MV 376 730-061	743	
				Broad version: 1; Ø 750 mm; Number of Fan Blades: 8; Outer Width [mm]: 120; Vers. produced by BEHR; W 78 mm	8MV 376 733-081	751	
				Manufacturer Restriction: für Sachs Kupplung; Vers. produced by BEHR	8MV 376 756-081	754	
				Ø 260 mm; elec.; Vers. produced by BEHR	8MV 376 757-461	745	

Manufacturer - Model	Power	Displ.	Year of Constr.	Remark	Part Number	Page
MERCEDES-BENZ - ACTROS MP2 / MP3						10/02→
3331 S, 3332 S	230 - 235 kW		04/03→	Bore Ø [mm]: 200; Depth [mm]: 103; Ø 236 mm; Number of mounting bores: 6	8MV 376 758-451 Clutch, radiator fan	746
3336 A	265 kW		04/03→	Manual Transmission / Automatic Transmission; Vehicle Trim Level: SA 517237/02/03/06; →199177; for vehicles with/without air conditioning; Depth [mm]: 42; L 902 mm; Vers. produced by BEHR; W 808 mm	8MK 376 721-221 Radiator, engine cooling	763
				Ø 233 mm; Thermic; to RPM: →1,800; Vers. produced by BEHR	8MV 376 730-061 Clutch, radiator fan	743
				Ø 260 mm; elec.; Vers. produced by BEHR	8MV 376 757-461 Clutch, radiator fan	745
				Bore Ø [mm]: 200; Depth [mm]: 103; Ø 236 mm; Number of mounting bores: 6	8MV 376 758-451 Clutch, radiator fan	746
3336 AK 3344 A	260 - 265 kW 315 - 320 kW		04/03→ 04/03→	Manual Transmission / Automatic Transmission; Vehicle Trim Level: SA 517237/02/03/06; →199177; for vehicles with/without air conditioning; Depth [mm]: 42; L 902 mm; Vers. produced by BEHR; W 808 mm	8MK 376 721-221 Radiator, engine cooling	763
				Manufacturer Restriction: für Sachs Kupplung; Vers. produced by BEHR	8MV 376 756-081 Fan Wheel, engine cooling	754
				Ø 260 mm; elec.; Vers. produced by BEHR	8MV 376 757-461 Clutch, radiator fan	745
				Bore Ø [mm]: 200; Depth [mm]: 103; Ø 236 mm; Number of mounting bores: 6	8MV 376 758-451 Clutch, radiator fan	746
3336 K	260 - 265 kW		04/03→	Fully Automatic; Capacity [Litre]: 12,2; Black; Depth [mm]: 444; L 566 mm; Vehicle Trim Level: Fahrerhaus Standart; Vers. langer Füllstutzen / Vers. produced by BEHR; W 289 mm	8MA 376 705-081 Expansion Tank, coolant	778
				Manual Transmission / Automatic Transmission; Vehicle Trim Level: SA 517237/02/03/06; →199177; for vehicles with/without air conditioning; Depth [mm]: 42; L 902 mm; Vers. produced by BEHR; W 808 mm	8MK 376 721-221 Radiator, engine cooling	763
				Depth [mm]: 52; L 1,015 mm; Vers. produced by BEHR; W 808 mm	8MK 376 756-151 Radiator, engine cooling	772
				Depth [mm]: 57; L 1,013 mm; Vers. produced by AKG; W 812 mm	8MK 376 765-181 Radiator, engine cooling	773
				Ø 233 mm; Thermic; to RPM: →1,800; Vers. produced by BEHR	8MV 376 730-061 Clutch, radiator fan	743
				Bore Ø [mm]: 200; Depth [mm]: 103; Ø 236 mm; Number of mounting bores: 6	8MV 376 758-451 Clutch, radiator fan	746
				Fully Automatic; Capacity [Litre]: 12,2; Black; Depth [mm]: 444; L 566 mm; Vehicle Trim Level: Fahrerhaus Standart; Vers. langer Füllstutzen / Vers. produced by BEHR; W 289 mm	8MA 376 705-081 Expansion Tank, coolant	778
3336 S	265 kW		04/03→	Fully Automatic; Capacity [Litre]: 12,2; Black; Depth [mm]: 444; L 566 mm; Vehicle Trim Level: Fahrerhaus hoch; Vers. Füllstutzen kurz / Vers. produced by BEHR; W 289 mm	8MA 376 705-091 Expansion Tank, coolant	779
				Manual Transmission / Automatic Transmission; Vehicle Trim Level: SA 517237/02/03/06; →199177; for vehicles with/without air conditioning; Depth [mm]: 42; L 902 mm; Vers. produced by BEHR; W 808 mm	8MK 376 721-221 Radiator, engine cooling	763
				Ø 233 mm; Thermic; to RPM: →1,800; Vers. produced by BEHR	8MV 376 730-061 Clutch, radiator fan	743
				Ø 260 mm; elec.; Vers. produced by BEHR	8MV 376 757-461 Clutch, radiator fan	745
				Bore Ø [mm]: 200; Depth [mm]: 103; Ø 236 mm; Number of mounting bores: 6	8MV 376 758-451 Clutch, radiator fan	746
				Fully Automatic; Capacity [Litre]: 12,2; Black; Depth [mm]: 444; L 566 mm; Vehicle Trim Level: Fahrerhaus hoch; Vers. Füllstutzen kurz / Vers. produced by BEHR; W 289 mm	8MA 376 705-091 Expansion Tank, coolant	779
				Manual Transmission / Automatic Transmission; Vehicle Trim Level: SA 517237/02/03/06; →199177; for vehicles with/without air conditioning; Depth [mm]: 42; L 902 mm; Vers. produced by BEHR; W 808 mm	8MK 376 721-221 Radiator, engine cooling	763
3341 3344	300 kW 315 - 320 kW		04/03→ 04/03→	Fully Automatic; Capacity [Litre]: 12,2; Black; Depth [mm]: 444; L 566 mm; Vehicle Trim Level: Fahrerhaus Standart; Vers. langer Füllstutzen / Vers. produced by BEHR; W 289 mm	8MA 376 705-081 Expansion Tank, coolant	778
				Fully Automatic; Capacity [Litre]: 12,2; Black; Depth [mm]: 444; L 566 mm; Vehicle Trim Level: Fahrerhaus hoch; Vers. Füllstutzen kurz / Vers. produced by BEHR; W 289 mm	8MA 376 705-091 Expansion Tank, coolant	779
				Manual Transmission / Automatic Transmission; Vehicle Trim Level: SA 517237/02/03/06; →199177; for vehicles with/without air conditioning; Depth [mm]: 42; L 902 mm; Vers. produced by BEHR; W 808 mm	8MK 376 721-221 Radiator, engine cooling	763
				Depth [mm]: 52; L 1,015 mm; W 810 mm	8MK 376 737-121 Radiator, engine cooling	771
				Depth [mm]: 52; L 1,015 mm; Vers. produced by BEHR; W 808 mm	8MK 376 756-151 Radiator, engine cooling	772
				Depth [mm]: 57; L 1,013 mm; Vers. produced by AKG; W 812 mm	8MK 376 765-181 Radiator, engine cooling	773
				Ø 233 mm; Thermic; to RPM: →1,800; Vers. produced by BEHR	8MV 376 730-061 Clutch, radiator fan	743

Manufacturer - Model	Power	Displ.	Year of Constr.	Remark	Part Number	Page
MERCEDES-BENZ - ACTROS MP2 / MP3						10/02→
3341	300 kW		04/03→	Broad version: 1; Ø 750 mm; Number of Fan Blades: 8; Outer Width [mm]: 120; Vers. produced by BEHR; W 78 mm	8MV 376 733-081 Fan Wheel, engine cooling	751
3344	315 - 320 kW		04/03→	Bore Ø [mm]: 200; Depth [mm]: 103; Ø 236 mm; Number of mounting bores: 6	8MV 376 758-451 Clutch, radiator fan	746
3341 S	300 kW		04/03→	Fully Automatic ; Capacity [Litre]: 12,2; Black; Depth [mm]: 444; L 566 mm; Vehicle Trim Level: Fahrerhaus Standart; Vers. langer Füllstutzen / Vers. produced by BEHR; W 289 mm	8MA 376 705-081 Expansion Tank, coolant	778
				Fully Automatic ; Capacity [Litre]: 12,2; Black; Depth [mm]: 444; L 566 mm; Vehicle Trim Level: Fahrerhaus hoch; Vers. Füllstutzen kurz / Vers. produced by BEHR; W 289 mm	8MA 376 705-091 Expansion Tank, coolant	779
				Manual Transmission / Automatic Transmission ; Vehicle Trim Level: SA 517237/02/03/06 ;  → 199177 ; for vehicles with/without air conditioning; Depth [mm]: 42; L 902 mm; Vers. produced by BEHR; W 808 mm	8MK 376 721-221 Radiator, engine cooling	763
				Ø 233 mm; Thermic; to RPM: →1,800; Vers. produced by BEHR	8MV 376 730-061 Clutch, radiator fan	743
				Broad version: 1; Ø 750 mm; Number of Fan Blades: 8; Outer Width [mm]: 120; Vers. produced by BEHR; W 78 mm	8MV 376 733-081 Fan Wheel, engine cooling	751
				Manufacturer Restriction: für Sachs Kupplung; Vers. produced by BEHR	8MV 376 756-081 Fan Wheel, engine cooling	754
3344 S	320 kW		04/03→	Bore Ø [mm]: 200; Depth [mm]: 103; Ø 236 mm; Number of mounting bores: 6	8MV 376 758-451 Clutch, radiator fan	746
				Fully Automatic ; Capacity [Litre]: 12,2; Black; Depth [mm]: 444; L 566 mm; Vehicle Trim Level: Fahrerhaus Standart; Vers. langer Füllstutzen / Vers. produced by BEHR; W 289 mm	8MA 376 705-081 Expansion Tank, coolant	778
				Fully Automatic ; Capacity [Litre]: 12,2; Black; Depth [mm]: 444; L 566 mm; Vehicle Trim Level: Fahrerhaus hoch; Vers. Füllstutzen kurz / Vers. produced by BEHR; W 289 mm	8MA 376 705-091 Expansion Tank, coolant	779
				Manual Transmission / Automatic Transmission ; Vehicle Trim Level: SA 517237/02/03/06 ;  → 199177 ; for vehicles with/without air conditioning; Depth [mm]: 42; L 902 mm; Vers. produced by BEHR; W 808 mm	8MK 376 721-221 Radiator, engine cooling	763
				Ø 233 mm; Thermic; to RPM: →1,800; Vers. produced by BEHR	8MV 376 730-061 Clutch, radiator fan	743
				Broad version: 1; Ø 750 mm; Number of Fan Blades: 8; Outer Width [mm]: 120; Vers. produced by BEHR; W 78 mm	8MV 376 733-081 Fan Wheel, engine cooling	751
3346 AS	335 kW		04/03→	Ø 260 mm; elec.; Vers. produced by BEHR	8MV 376 757-461 Clutch, radiator fan	745
				Bore Ø [mm]: 200; Depth [mm]: 103; Ø 236 mm; Number of mounting bores: 6	8MV 376 758-451 Clutch, radiator fan	746
				Manual Transmission / Automatic Transmission ; Vehicle Trim Level: SA 517237/02/03/06 ;  → 199177 ; for vehicles with/without air conditioning; Depth [mm]: 42; L 902 mm; Vers. produced by BEHR; W 808 mm	8MK 376 721-221 Radiator, engine cooling	763
				Ø 233 mm; Thermic; to RPM: →2,375; Vers. produced by BEHR	8MV 376 729-481 Clutch, radiator fan	742
3346 S	335 kW		04/03→	Ø 260 mm; elec.; Vers. produced by BEHR	8MV 376 757-461 Clutch, radiator fan	745
				Bore Ø [mm]: 200; Depth [mm]: 103; Ø 236 mm; Number of mounting bores: 6	8MV 376 758-451 Clutch, radiator fan	746
				Fully Automatic ; Capacity [Litre]: 12,2; Black; Depth [mm]: 444; L 566 mm; Vehicle Trim Level: Fahrerhaus Standart; Vers. langer Füllstutzen / Vers. produced by BEHR; W 289 mm	8MA 376 705-081 Expansion Tank, coolant	778
				Fully Automatic ; Capacity [Litre]: 12,2; Black; Depth [mm]: 444; L 566 mm; Vehicle Trim Level: Fahrerhaus hoch; Vers. Füllstutzen kurz / Vers. produced by BEHR; W 289 mm	8MA 376 705-091 Expansion Tank, coolant	779
				Manual Transmission / Automatic Transmission ; Vehicle Trim Level: SA 517237/02/03/06 ;  → 199177 ; for vehicles with/without air conditioning; Depth [mm]: 42; L 902 mm; Vers. produced by BEHR; W 808 mm	8MK 376 721-221 Radiator, engine cooling	763
				Broad version: 1; Ø 750 mm; Number of Fan Blades: 8; Outer Width [mm]: 120; Vers. produced by BEHR; W 78 mm	8MV 376 733-081 Fan Wheel, engine cooling	751
3348	350 kW		04/03→	Fully Automatic ; Capacity [Litre]: 12,2; Black; Depth [mm]: 444; L 566 mm; Vehicle Trim Level: Fahrerhaus Standart; Vers. langer Füllstutzen / Vers. produced by BEHR; W 289 mm	8MA 376 705-081 Expansion Tank, coolant	778
				Fully Automatic ; Capacity [Litre]: 12,2; Black; Depth [mm]: 444; L 566 mm; Vehicle Trim Level: Fahrerhaus hoch; Vers. Füllstutzen kurz / Vers. produced by BEHR; W 289 mm	8MA 376 705-091 Expansion Tank, coolant	779

Manufacturer - Model	Power	Displ.	Year of Constr.	Remark	Part Number	Page					
MERCEDES-BENZ - ACTROS MP2 / MP3						10/02→					
3348	350 kW		04/03→	Manual Transmission / Automatic Transmission; Vehicle Trim Level: SA 517237/02/03/06;  →199177; for vehicles with/without air conditioning; Depth [mm]: 42; L 902 mm; Vers. produced by BEHR; W 808 mm	8MK 376 721-221 Radiator, engine cooling	763					
				Depth [mm]: 52; L 1,015 mm; W 810 mm	8MK 376 737-121 Radiator, engine cooling	771					
				Depth [mm]: 52; L 1,015 mm; Vers. produced by BEHR; W 808 mm	8MK 376 756-151 Radiator, engine cooling	772					
				Depth [mm]: 57; L 1,013 mm; Vers. produced by AKG; W 812 mm	8MK 376 765-181 Radiator, engine cooling	773					
				Ø 233 mm; Thermic; to RPM: →2,375; Vers. produced by BEHR	8MV 376 729-481 Clutch, radiator fan	742					
				Ø 233 mm; Thermic; to RPM: →1,800; Vers. produced by BEHR	8MV 376 730-061 Clutch, radiator fan	743					
				Broad version: 1; Ø 750 mm; Number of Fan Blades: 8; Outer Width [mm]: 120; Vers. produced by BEHR; W 78 mm	8MV 376 733-081 Fan Wheel, engine cooling	751					
3348 S	350 kW		04/03→	Fully Automatic; Capacity [Litre]: 12,2; Black; Depth [mm]: 444; L 566 mm; Vehicle Trim Level: Fahrerhaus Standart; Vers. langer Füllstutzen / Vers. produced by BEHR; W 289 mm	8MA 376 705-081 Expansion Tank, coolant	778					
				Fully Automatic; Capacity [Litre]: 12,2; Black; Depth [mm]: 444; L 566 mm; Vehicle Trim Level: Fahrerhaus hoch; Vers. Füllstutzen kurz / Vers. produced by BEHR; W 289 mm	8MA 376 705-091 Expansion Tank, coolant	779					
				Manual Transmission / Automatic Transmission; Vehicle Trim Level: SA 517237/02/03/06;  →199177; for vehicles with/without air conditioning; Depth [mm]: 42; L 902 mm; Vers. produced by BEHR; W 808 mm	8MK 376 721-221 Radiator, engine cooling	763					
				Ø 233 mm; Thermic; to RPM: →1,800; Vers. produced by BEHR	8MV 376 730-061 Clutch, radiator fan	743					
				Broad version: 1; Ø 750 mm; Number of Fan Blades: 8; Outer Width [mm]: 120; Vers. produced by BEHR; W 78 mm	8MV 376 733-081 Fan Wheel, engine cooling	751					
				Bore Ø [mm]: 200; Depth [mm]: 103; Ø 236 mm; Number of mounting bores: 6	8MV 376 758-451 Clutch, radiator fan	746					
				3350, 3351 3354, 3355	370 - 375 kW		04/03→	Fully Automatic; Capacity [Litre]: 12,2; Black; Depth [mm]: 444; L 566 mm; Vehicle Trim Level: Fahrerhaus Standart; Vers. langer Füllstutzen / Vers. produced by BEHR; W 289 mm	8MA 376 705-081 Expansion Tank, coolant	778	
Fully Automatic; Capacity [Litre]: 12,2; Black; Depth [mm]: 444; L 566 mm; Vehicle Trim Level: Fahrerhaus hoch; Vers. Füllstutzen kurz / Vers. produced by BEHR; W 289 mm	8MA 376 705-091 Expansion Tank, coolant	779									
Manual Transmission / Automatic Transmission; Vehicle Trim Level: SA 517237/02/03/06;  →199177; for vehicles with/without air conditioning; Depth [mm]: 42; L 902 mm; Vers. produced by BEHR; W 808 mm	8MK 376 721-221 Radiator, engine cooling	763									
Depth [mm]: 52; L 1,015 mm; W 810 mm	8MK 376 737-121 Radiator, engine cooling	771									
Depth [mm]: 52; L 1,015 mm; Vers. produced by BEHR; W 808 mm	8MK 376 756-151 Radiator, engine cooling	772									
Depth [mm]: 57; L 1,013 mm; Vers. produced by AKG; W 812 mm	8MK 376 765-181 Radiator, engine cooling	773									
Ø 233 mm; Thermic; Vers. produced by BEHR	8MV 376 728-381 Clutch, radiator fan	742									
370 - 375 kW			04/03→		Ø 233 mm; Thermic; to RPM: →2,375; Vers. produced by BEHR	8MV 376 729-481 Clutch, radiator fan	742				
					Broad version: 1; Ø 750 mm; Number of Fan Blades: 8; Outer Width [mm]: 120; Vers. produced by BEHR; W 78 mm	8MV 376 733-081 Fan Wheel, engine cooling	751				
					Ø 750 mm; Number of Fan Blades: 8; Vers. produced by BEHR	8MV 376 733-261 Fan Wheel, engine cooling	753				
					Bore Ø [mm]: 200; Depth [mm]: 103; Ø 236 mm; Number of mounting bores: 6	8MV 376 758-451 Clutch, radiator fan	746				
					3351 K	370 - 375 kW		04/03→	Manual Transmission / Automatic Transmission; Vehicle Trim Level: SA 517237/02/03/06;  →199177; for vehicles with/without air conditioning; Depth [mm]: 42; L 902 mm; Vers. produced by BEHR; W 808 mm	8MK 376 721-221 Radiator, engine cooling	763
									Depth [mm]: 57; L 1,013 mm; Vers. produced by AKG; W 812 mm	8MK 376 765-181 Radiator, engine cooling	773
									Ø 233 mm; Thermic; Vers. produced by BEHR	8MV 376 728-381 Clutch, radiator fan	742
				Bore Ø [mm]: 200; Depth [mm]: 103; Ø 236 mm; Number of mounting bores: 6	8MV 376 758-451 Clutch, radiator fan	746					

Manufacturer - Model	Power	Displ.	Year of Constr.	Remark	Part Number	Page
MERCEDES-BENZ - ACTROS MP2 / MP3						10/02→
3351 S	375 kW		04/03→	Fully Automatic ; Capacity [Litre]: 12,2; Black; Depth [mm]: 444; L 566 mm; Vehicle Trim Level: Fahrerhaus Standart; Vers. langer Füllstutzen / Vers. produced by BEHR; W 289 mm	8MA 376 705-081	778
				Expansion Tank, coolant		
				Fully Automatic ; Capacity [Litre]: 12,2; Black; Depth [mm]: 444; L 566 mm; Vehicle Trim Level: Fahrerhaus hoch; Vers. Füllstutzen kurz / Vers. produced by BEHR; W 289 mm	8MA 376 705-091	779
				Expansion Tank, coolant		
				Manual Transmission / Automatic Transmission ; Vehicle Trim Level: SA 517237/02/03/06 ; →199177; for vehicles with/without air conditioning; Depth [mm]: 42; L 902 mm; Vers. produced by BEHR; W 808 mm	8MK 376 721-221	763
				Radiator, engine cooling		
				Ø 233 mm; Thermic; Vers. produced by BEHR	8MV 376 728-381	742
				Clutch, radiator fan		
Ø 233 mm; Thermic; to RPM: →2,375; Vers. produced by BEHR	8MV 376 729-481	742				
Clutch, radiator fan						
Broad version: 1; Ø 750 mm; Number of Fan Blades: 8; Outer Width [mm]: 120; Vers. produced by BEHR; W 78 mm	8MV 376 733-081	751				
Fan Wheel, engine cooling						
Ø 750 mm; Number of Fan Blades: 8; Vers. produced by BEHR	8MV 376 733-261	753				
Fan Wheel, engine cooling						
Bore Ø [mm]: 200; Depth [mm]: 103; Ø 236 mm; Number of mounting bores: 6	8MV 376 758-451	746				
Clutch, radiator fan						
4140 K	290 - 300 kW		04/03→	Fully Automatic ; Capacity [Litre]: 12,2; Black; Depth [mm]: 444; L 566 mm; Vehicle Trim Level: Fahrerhaus Standart; Vers. langer Füllstutzen / Vers. produced by BEHR; W 289 mm	8MA 376 705-081	778
				Expansion Tank, coolant		
				Manual Transmission / Automatic Transmission ; Vehicle Trim Level: SA 517237/02/03/06 ; →199177; for vehicles with/without air conditioning; Depth [mm]: 42; L 902 mm; Vers. produced by BEHR; W 808 mm	8MK 376 721-221	763
				Radiator, engine cooling		
				Depth [mm]: 52; L 1,015 mm; W 810 mm	8MK 376 737-121	771
				Radiator, engine cooling		
				Depth [mm]: 52; L 1,015 mm; Vers. produced by BEHR; W 808 mm	8MK 376 756-151	772
				Radiator, engine cooling		
				Depth [mm]: 57; L 1,013 mm; Vers. produced by AKG; W 812 mm	8MK 376 765-181	773
				Radiator, engine cooling		
Ø 233 mm; Thermic; to RPM: →1,800; Vers. produced by BEHR	8MV 376 730-061	743				
Clutch, radiator fan						
Broad version: 1; Ø 750 mm; Number of Fan Blades: 8; Outer Width [mm]: 120; Vers. produced by BEHR; W 78 mm	8MV 376 733-081	751				
Fan Wheel, engine cooling						
Manufacturer Restriction: für Sachs Kupplung; Vers. produced by BEHR	8MV 376 756-081	754				
Fan Wheel, engine cooling						
Bore Ø [mm]: 200; Depth [mm]: 103; Ø 236 mm; Number of mounting bores: 6	8MV 376 758-451	746				
Clutch, radiator fan						
4144 K	320 kW		04/03→	Manual Transmission / Automatic Transmission ; Vehicle Trim Level: SA 517237/02/03/06 ; →199177; for vehicles with/without air conditioning; Depth [mm]: 42; L 902 mm; Vers. produced by BEHR; W 808 mm	8MK 376 721-221	763
				Radiator, engine cooling		
				Depth [mm]: 52; L 1,015 mm; W 810 mm	8MK 376 737-121	771
				Radiator, engine cooling		
				Depth [mm]: 52; L 1,015 mm; Vers. produced by BEHR; W 808 mm	8MK 376 756-151	772
				Radiator, engine cooling		
				Depth [mm]: 57; L 1,013 mm; Vers. produced by AKG; W 812 mm	8MK 376 765-181	773
Radiator, engine cooling						
Ø 260 mm; elec.; Vers. produced by BEHR	8MV 376 757-461	745				
Clutch, radiator fan						
Bore Ø [mm]: 200; Depth [mm]: 103; Ø 236 mm; Number of mounting bores: 6	8MV 376 758-451	746				
Clutch, radiator fan						
4148 AK	350 kW		04/03→	Manual Transmission / Automatic Transmission ; Vehicle Trim Level: SA 517237/02/03/06 ; →199177; for vehicles with/without air conditioning; Depth [mm]: 42; L 902 mm; Vers. produced by BEHR; W 808 mm	8MK 376 721-221	763
				Radiator, engine cooling		
				Depth [mm]: 52; L 1,015 mm; W 810 mm	8MK 376 737-121	771
Radiator, engine cooling						
Depth [mm]: 52; L 1,015 mm; Vers. produced by BEHR; W 808 mm	8MK 376 756-151	772				
Radiator, engine cooling						

Manufacturer - Model	Power	Displ.	Year of Constr.	Remark	Part Number	Page
MERCEDES-BENZ - ACTROS MP2 / MP3						10/02→
4151 K	375 kW		05/05→	Manual Transmission / Automatic Transmission; Vehicle Trim Level: SA 517237/02/03/06; →199177; for vehicles with/without air conditioning; Depth [mm]: 42; L 902 mm; Vers. produced by BEHR; W 808 mm	8MK 376 721-221 Radiator, engine cooling	763
				Depth [mm]: 52; L 1,015 mm; Vers. produced by BEHR; W 808 mm	8MK 376 756-151 Radiator, engine cooling	772
				Depth [mm]: 57; L 1,013 mm; Vers. produced by AKG; W 812 mm	8MK 376 765-181 Radiator, engine cooling	773
				Ø 233 mm; Thermic; Vers. produced by BEHR	8MV 376 728-381 Clutch, radiator fan	742
				Bore Ø [mm]: 200; Depth [mm]: 103; Ø 236 mm; Number of mounting bores: 6	8MV 376 758-451 Clutch, radiator fan	746
MERCEDES-BENZ - ACTROS MP4						07/11→
1842 L	310 kW		07/11→	Depth [mm]: 55; L 982 mm; Vers. produced by BEHR; W 896 mm	8MK 376 737-081 Radiator, engine cooling	771
1845 L	330 kW		07/11→			
1845 LS	330 kW		07/11→	Ø 290 mm; 7 pol; 24 V; Translation Relation: 1,2 : 1; Vers. produced by BEHR	8MV 376 791-151 Clutch, radiator fan	747
1848 L	350 kW		07/11→			
1848 LS	350 kW		07/11→	Ø 290 mm; 7 pol; 24 V; Translation Relation: 1 : 1; Vers. produced by BEHR	8MV 376 791-161 Clutch, radiator fan	748
1851 L	375 kW		07/11→			
1851 LS	375 kW		07/11→			
2542 L	310 kW		07/11→			
1842 LS	310 kW		07/11→	Depth [mm]: 55; L 982 mm; Vers. produced by BEHR; W 896 mm	8MK 376 737-081 Radiator, engine cooling	771
				Ø 290 mm; 7 pol; 24 V; Translation Relation: 1,2 : 1; Vers. produced by BEHR	8MV 376 791-151 Clutch, radiator fan	747
				Ø 290 mm; 7 pol; 24 V; Translation Relation: 1 : 1; Vers. produced by BEHR	8MV 376 791-161 Clutch, radiator fan	748
				Ø 812 mm; Number of Fan Blades: 13	8MV 376 791-251 Fan Wheel, engine cooling	756
2545 L	330 kW		07/11→	Ø 290 mm; 7 pol; 24 V; Translation Relation: 1,2 : 1; Vers. produced by BEHR	8MV 376 791-151 Clutch, radiator fan	747
2548 L	350 kW		07/11→			
2651 L	375 kW		07/11→	Ø 290 mm; 7 pol; 24 V; Translation Relation: 1 : 1; Vers. produced by BEHR	8MV 376 791-161 Clutch, radiator fan	748
MERCEDES-BENZ - ANTOS						07/12→
1824 L	175 kW		07/12→	Depth [mm]: 55; L 982 mm; Vers. produced by BEHR; W 896 mm	8MK 376 737-081 Radiator, engine cooling	771
1824 LS	175 kW		07/12→			
1827 L	200 kW		07/12→			
1827 LS	200 kW		07/12→			
1830 L	220 kW		07/12→			
1830 LS	220 kW		07/12→			
1832 L	235 kW		07/12→			
1832 LS	235 kW		07/12→			
1835 L	260 kW		07/12→			
MERCEDES-BENZ - ATEGO 2						10/04→
1015 K, 1016 K	112 - 115 kW		10/04→	Depth [mm]: 42; L 575 mm; W 510 mm	8MK 376 758-021 Radiator, engine cooling	772
1017 K, 1018 K	125 - 130 kW		10/04→			
1024 K	175 kW		10/04→	Depth [mm]: 42; L 573 mm; W 288 mm	8MK 376 758-031 Radiator, engine cooling	772
1218 K	130 kW		10/04→			
1224 K	175 kW		10/04→			
1318 A	130 kW		10/04→			
1318 AK	130 kW		10/04→			
1318 K	130 kW		10/04→			
1324 AK	175 kW		10/04→			
1324 K	170 - 175 kW		10/04→			
1518 K	130 kW		10/04→			
1523 K, 1524 K	175 kW		10/04→			
1524 AK	175 kW		10/04→			
816, 816 L	115 kW		10/04→			
818 K	130 kW		10/04→			
824 K	175 kW		10/04→			
916 K	115 kW		10/04→			
918 K	130 kW		10/04→			
924 K	175 kW		10/04→			
1016, 1016 L	115 kW		10/04→	Manual Transmission / Automatic Transmission; for vehicles with/without air conditioning; Depth [mm]: 42; L 569 mm; Vers. produced by BEHR; W 558 mm	8MK 376 721-271 Radiator, engine cooling	765
815, 815 L, 816, 816 L	112 - 115 kW		10/04→			
915, 915 L, 916, 916 L	112 - 115 kW		10/04→	Depth [mm]: 42; L 575 mm; W 510 mm	8MK 376 758-021 Radiator, engine cooling	772
				Depth [mm]: 42; L 573 mm; W 288 mm	8MK 376 758-031 Radiator, engine cooling	772
				Ø 488 mm; Number of Fan Blades: 9; Vers. produced by BEHR	8MV 376 733-211 Fan Wheel, engine cooling	753

Manufacturer - Model	Power	Displ.	Year of Constr.	Remark	Part Number	Page	
MERCEDES-BENZ - ATEGO 2						10/04→	
1018, 1018 L	130 kW		10/04→	Manual Transmission / Automatic Transmission; for vehicles with/without air conditioning; Depth [mm]: 42; L 569 mm; Vers. produced by BEHR; W 558 mm	8MK 376 721-271	765	
1215, 1215 L, 1216, 1216 L	112 - 115 kW		10/04→		Radiator, engine cooling		
1218, 1218 L	130 kW		10/04→				
1318, 1318 L	130 kW		10/04→		Depth [mm]: 42; L 575 mm; W 510 mm	8MK 376 758-021	772
1518, 1518 L	130 kW		10/04→			Radiator, engine cooling	
818, 818 L	130 kW		10/04→		Depth [mm]: 42; L 573 mm; W 288 mm	8MK 376 758-031	772
918, 918 L	130 kW		10/04→			Radiator, engine cooling	
1022, 1022 L	160 kW		10/04→		Manual Transmission / Automatic Transmission; for vehicles with/without air conditioning; Depth [mm]: 42; L 569 mm; Vers. produced by BEHR; W 558 mm	8MK 376 721-271	765
1222, 1222 L	160 kW		10/04→			Radiator, engine cooling	
1322, 1322 L	160 kW		10/04→				
1522, 1522 L	160 kW		10/04→	Depth [mm]: 42; L 575 mm; W 510 mm		8MK 376 758-021	772
822, 822 L	160 kW		10/04→			Radiator, engine cooling	
922, 922 L	160 kW		10/04→	Depth [mm]: 42; L 573 mm; W 288 mm		8MK 376 758-031	772
						Radiator, engine cooling	
				Ø 203 mm; Thermic; Vers. produced by BEHR		8MV 376 757-701	746
				Ø 600 mm; Number of Fan Blades: 8		8MV 376 757-751 Fan	755
					Wheel, engine cooling		
1022 K	160 kW		10/04→	Depth [mm]: 42; L 575 mm; W 510 mm	8MK 376 758-021	772	
1222 K	160 kW		10/04→		Radiator, engine cooling		
1322 K	160 kW		10/04→		Depth [mm]: 42; L 573 mm; W 288 mm	8MK 376 758-031	772
1322 LS	160 kW		10/04→			Radiator, engine cooling	
1522 K	160 kW		10/04→		Ø 203 mm; Thermic; Vers. produced by BEHR	8MV 376 757-701	746
822 K	160 kW		10/04→			Clutch, radiator fan	
922 K	160 kW		10/04→		Ø 600 mm; Number of Fan Blades: 8	8MV 376 757-751 Fan	755
						Wheel, engine cooling	
1023, 1023 L, 1024, 1024 L	170 - 175 kW		10/04→	Manual Transmission / Automatic Transmission; for vehicles with/without air conditioning; Depth [mm]: 42; L 569 mm; Vers. produced by BEHR; W 558 mm	8MK 376 721-271	765	
1223, 1223 L, 1224, 1224 L	170 - 175 kW		10/04→		Radiator, engine cooling		
1323, 1323 L, 1324, 1324 L	170 - 175 kW		10/04→				
1523, 1523 L, 1524, 1524 L	170 - 175 kW		10/04→		Depth [mm]: 42; L 575 mm; W 510 mm	8MK 376 758-021	772
923, 923 L, 924, 924 L	170 - 175 kW		10/04→			Radiator, engine cooling	
					Depth [mm]: 42; L 573 mm; W 288 mm	8MK 376 758-031	772
						Radiator, engine cooling	
					Ø 203 mm; + OE 906 200 18 22; Thermic; Vers. produced by BEHR	8MV 376 731-351	743
					Ø 203 mm; Thermic; Vers. produced by BEHR	8MV 376 731-361	744
						Clutch, radiator fan	
					Ø 704 mm; Number of Fan Blades: 8; Vers. produced by BEHR	8MV 376 733-181 Fan	752
						Wheel, engine cooling	
					Ø 203 mm; Thermic; Vers. produced by BEHR	8MV 376 757-701	746
						Clutch, radiator fan	
				Ø 600 mm; Number of Fan Blades: 8	8MV 376 757-751 Fan	755	
					Wheel, engine cooling		
				Ø 725 mm; Number of Fan Blades: 8; Vers. produced by BEHR	8MV 376 758-251 Fan	755	
					Wheel, engine cooling		
1023 A, 1024 A	170 - 175 kW		10/04→	Ø 203 mm; + OE 906 200 18 22; Thermic; Vers. produced by BEHR	8MV 376 731-351	743	
						Clutch, radiator fan	
					Ø 203 mm; Thermic; Vers. produced by BEHR	8MV 376 731-361	744
						Clutch, radiator fan	
					Ø 704 mm; Number of Fan Blades: 8; Vers. produced by BEHR	8MV 376 733-181 Fan	752
						Wheel, engine cooling	
					Ø 203 mm; Thermic; Vers. produced by BEHR	8MV 376 757-701	746
						Clutch, radiator fan	
				Ø 600 mm; Number of Fan Blades: 8	8MV 376 757-751 Fan	755	
					Wheel, engine cooling		
				Ø 725 mm; Number of Fan Blades: 8; Vers. produced by BEHR	8MV 376 758-251 Fan	755	
					Wheel, engine cooling		
1226, 1226 L	188 kW		10/04→	Manual Transmission / Automatic Transmission; for vehicles with/without air conditioning; Depth [mm]: 42; L 569 mm; Vers. produced by BEHR; W 558 mm	8MK 376 721-271	765	
1326, 1326 L	188 kW		10/04→		Radiator, engine cooling		
1526, 1526 L	188 kW		10/04→				
					Depth [mm]: 42; L 575 mm; W 510 mm	8MK 376 758-021	772
						Radiator, engine cooling	
					Depth [mm]: 42; L 573 mm; W 288 mm	8MK 376 758-031	772
						Radiator, engine cooling	
					Ø 203 mm; Thermic; Vers. produced by BEHR	8MV 376 731-361	744
						Clutch, radiator fan	
					Ø 600 mm; + OE 9042050406; Number of Fan Blades: 8	8MV 376 757-281 Fan,	750
					radiator		
				Ø 600 mm; + OE 9042050406; Number of Fan Blades: 8	8MV 376 757-741 Fan	754	
					Wheel, engine cooling		

Manufacturer - Model	Power	Displ.	Year of Constr.	Remark	Part Number	Page	
MERCEDES-BENZ - ATEGO 2						10/04→	
1228, 1228 L, 1229, 1229 L	205 - 210 kW		10/04→	Manual Transmission / Automatic Transmission; for vehicles with/without air conditioning; Depth [mm]: 42; L 569 mm; Vers. produced by BEHR; W 558 mm	8MK 376 721-271	765	
1328, 1328 L, 1329, 1329 L	205 - 210 kW		10/04→		Depth [mm]: 42; L 575 mm; W 510 mm	8MK 376 758-021	772
1528, 1528 L, 1529, 1529 L	205 - 210 kW		10/04→		Depth [mm]: 42; L 573 mm; W 288 mm	8MK 376 758-031	772
					Ø 203 mm; + OE 906 200 18 22; Thermic; Vers. produced by BEHR	8MV 376 731-351	743
					Ø 203 mm; Thermic; Vers. produced by BEHR	8MV 376 731-361	744
					Ø 704 mm; Number of Fan Blades: 8; Vers. produced by BEHR	8MV 376 733-181 Fan Wheel, engine cooling	752
					Ø 600 mm; + OE 9042050406; Number of Fan Blades: 8	8MV 376 757-281 Fan, radiator	750
					Ø 203 mm; Thermic; Vers. produced by BEHR	8MV 376 757-701	746
					Ø 600 mm; + OE 9042050406; Number of Fan Blades: 8	8MV 376 757-741 Fan Wheel, engine cooling	754
					Ø 600 mm; Number of Fan Blades: 8	8MV 376 757-751 Fan Wheel, engine cooling	755
1323 A, 1324 A	170 - 175 kW		10/04→		Depth [mm]: 42; L 575 mm; W 510 mm	8MK 376 758-021	772
1323 LS, 1324 LS	170 - 175 kW		10/04→		Depth [mm]: 42; L 573 mm; W 288 mm	8MK 376 758-031	772
1523 A, 1524 A	170 - 175 kW		10/04→		Ø 203 mm; + OE 906 200 18 22; Thermic; Vers. produced by BEHR	8MV 376 731-351	743
					Ø 203 mm; Thermic; Vers. produced by BEHR	8MV 376 731-361	744
				Ø 704 mm; Number of Fan Blades: 8; Vers. produced by BEHR	8MV 376 733-181 Fan Wheel, engine cooling	752	
				Ø 203 mm; Thermic; Vers. produced by BEHR	8MV 376 757-701	746	
				Ø 600 mm; Number of Fan Blades: 8	8MV 376 757-751 Fan Wheel, engine cooling	755	
				Ø 725 mm; Number of Fan Blades: 8; Vers. produced by BEHR	8MV 376 758-251 Fan Wheel, engine cooling	755	
1326 LS	188 kW		10/04→	Depth [mm]: 42; L 575 mm; W 510 mm	8MK 376 758-021	772	
				Depth [mm]: 42; L 573 mm; W 288 mm	8MK 376 758-031	772	
				Ø 203 mm; Thermic; Vers. produced by BEHR	8MV 376 731-361	744	
				Ø 600 mm; + OE 9042050406; Number of Fan Blades: 8	8MV 376 757-281 Fan, radiator	750	
				Ø 203 mm; Thermic; Vers. produced by BEHR	8MV 376 757-701	746	
				Ø 600 mm; + OE 9042050406; Number of Fan Blades: 8	8MV 376 757-741 Fan Wheel, engine cooling	754	
				Ø 600 mm; Number of Fan Blades: 8	8MV 376 757-751 Fan Wheel, engine cooling	755	
1328 LS, 1329 LS	205 - 210 kW		10/04→	Depth [mm]: 42; L 575 mm; W 510 mm	8MK 376 758-021	772	
				Depth [mm]: 42; L 573 mm; W 288 mm	8MK 376 758-031	772	
				Ø 203 mm; + OE 906 200 18 22; Thermic; Vers. produced by BEHR	8MV 376 731-351	743	
				Ø 203 mm; Thermic; Vers. produced by BEHR	8MV 376 731-361	744	
				Ø 704 mm; Number of Fan Blades: 8; Vers. produced by BEHR	8MV 376 733-181 Fan Wheel, engine cooling	752	
				Ø 600 mm; + OE 9042050406; Number of Fan Blades: 8	8MV 376 757-281 Fan, radiator	750	
				Ø 203 mm; Thermic; Vers. produced by BEHR	8MV 376 757-701	746	
				Ø 600 mm; + OE 9042050406; Number of Fan Blades: 8	8MV 376 757-741 Fan Wheel, engine cooling	754	
				Ø 600 mm; Number of Fan Blades: 8	8MV 376 757-751 Fan Wheel, engine cooling	755	
1526 AK	188 kW		10/04→	Ø 600 mm; + OE 9042050406; Number of Fan Blades: 8	8MV 376 757-281 Fan, radiator	750	
1529 AK	210 kW	10/04→	Ø 600 mm; + OE 9042050406; Number of Fan Blades: 8				8MV 376 757-741 Fan Wheel, engine cooling

Manufacturer - Model	Power	Displ.	Year of Constr.	Remark	Part Number	Page
MERCEDES-BENZ - ATEGO 2						10/04→
1526 K	188 kW		10/04→	Depth [mm]: 42; L 575 mm; W 510 mm	8MK 376 758-021	772
1529 K	210 kW		10/04→	Depth [mm]: 42; L 573 mm; W 288 mm	8MK 376 758-031	772
				Ø 600 mm; + OE 9042050406; Number of Fan Blades: 8	8MV 376 757-281 Fan,	750
				Ø 600 mm; + OE 9042050406; Number of Fan Blades: 8	8MV 376 757-741 Fan	754
712, 713	90 - 95 kW		10/04→	Manual Transmission / Automatic Transmission; for vehicles with/without air conditioning;	8MK 376 721-271	765
715, 715 L, 716, 716 L	112 - 115 kW		10/04→	Depth [mm]: 42; L 569 mm; Vers. produced by BEHR; W 558 mm	Radiator, engine cooling	
812, 813	90 - 95 kW		10/04→	Ø 488 mm; Number of Fan Blades: 9; Vers. produced by BEHR	8MV 376 733-211 Fan	753
					Wheel, engine cooling	
815 K, 816 K	112 - 115 kW		10/04→	Depth [mm]: 42; L 575 mm; W 510 mm	8MK 376 758-021	772
				Depth [mm]: 42; L 573 mm; W 288 mm	8MK 376 758-031	772
				Ø 488 mm; Number of Fan Blades: 9; Vers. produced by BEHR	8MV 376 733-211 Fan	753
					Wheel, engine cooling	
823, 823 L, 824, 824 L	170 - 175 kW		10/04→	Manual Transmission / Automatic Transmission; for vehicles with/without air conditioning;	8MK 376 721-271	765
				Depth [mm]: 42; L 569 mm; Vers. produced by BEHR; W 558 mm	Radiator, engine cooling	
				Depth [mm]: 42; L 575 mm; W 510 mm	8MK 376 758-021	772
				Depth [mm]: 42; L 573 mm; W 288 mm	8MK 376 758-031	772
				Ø 203 mm; + OE 906 200 18 22; Thermic; Vers. produced by BEHR	8MV 376 731-351	743
					Clutch, radiator fan	
				Ø 203 mm; Thermic; Vers. produced by BEHR	8MV 376 731-361	744
					Clutch, radiator fan	
				Ø 704 mm; Number of Fan Blades: 8; Vers. produced by BEHR	8MV 376 733-181 Fan	752
					Wheel, engine cooling	
				Ø 725 mm; Number of Fan Blades: 8; Vers. produced by BEHR	8MV 376 758-251 Fan	755
					Wheel, engine cooling	
MERCEDES-BENZ - ATEGO						01/98→10/04
1017, 1017 L	125 kW		01/98→10/04	Opener; Black; H 85.8 mm; Black; 2 ports;	6PR 005 923-071	777
1017 AK	125 kW		01/98→10/04	Round Plug; 24 V	Sensor, coolant level	
1017 KO, 1018 KO	125 - 130 kW		01/98→10/04	Manual Transmission / Automatic Transmission; for vehicles with/without air conditioning;	8MK 376 721-271	765
1214, 1214 L	100 kW		01/98→10/04	Depth [mm]: 42; L 569 mm; Vers. produced by BEHR; W 558 mm	Radiator, engine cooling	
1217, 1217 L	125 kW		01/98→10/04			
1217 K	125 kW		01/98→10/04	Depth [mm]: 42; L 575 mm; W 510 mm	8MK 376 758-021	772
1217 KO	125 kW		01/98→10/04		Radiator, engine cooling	
1317, 1317 L	125 kW		01/98→10/04	Depth [mm]: 42; L 573 mm; W 288 mm	8MK 376 758-031	772
1317 AK	125 - 130 kW		01/98→10/04		Radiator, engine cooling	
1317 K	125 kW		01/98→10/04	Ø 203 mm; Thermic; Vers. produced by BEHR	8MV 376 757-701	746
1317 KO, 1317 LKO, 1318 KO, 1318 LKO	125 - 130 kW		01/98→10/04		Clutch, radiator fan	
1517, 1517 L	125 kW		01/98→10/04	Ø 600 mm; Number of Fan Blades: 8	8MV 376 757-751 Fan	755
1517 K	125 kW		01/98→10/04		Wheel, engine cooling	
814, 814 L	100 kW		01/98→10/04			
817 K	125 kW		01/98→10/04			
917, 917 L	125 kW		01/98→10/04			
917 K	125 kW		01/98→10/04			
1017 A	125 kW		01/98→10/04	Opener; Black; H 85.8 mm; Black; 2 ports;	6PR 005 923-071	777
				Round Plug; 24 V	Sensor, coolant level	
				Ø 203 mm; Thermic; Vers. produced by BEHR	8MV 376 757-701	746
					Clutch, radiator fan	
				Ø 600 mm; Number of Fan Blades: 8	8MV 376 757-751 Fan	755
					Wheel, engine cooling	
1017 K	125 kW		01/98→10/04	Manual Transmission / Automatic Transmission; for vehicles with/without air conditioning;	8MK 376 721-271	765
				Depth [mm]: 42; L 569 mm; Vers. produced by BEHR; W 558 mm	Radiator, engine cooling	
				Depth [mm]: 42; L 575 mm; W 510 mm	8MK 376 758-021	772
					Radiator, engine cooling	
				Depth [mm]: 42; L 573 mm; W 288 mm	8MK 376 758-031	772
					Radiator, engine cooling	
				Ø 203 mm; Thermic; Vers. produced by BEHR	8MV 376 757-701	746
					Clutch, radiator fan	
				Ø 600 mm; Number of Fan Blades: 8	8MV 376 757-751 Fan	755
					Wheel, engine cooling	
1023, 1023 L	170 kW		01/98→10/04	Opener; Black; H 85.8 mm; Black; 2 ports;	6PR 005 923-071	777
1223, 1223 L	170 kW		01/98→10/04	Round Plug; 24 V	Sensor, coolant level	
1228, 1228 L	205 kW		01/98→10/04			

Manufacturer - Model	Power	Displ.	Year of Constr.	Remark	Part Number	Page	
MERCEDES-BENZ - ATEGO					01/98→10/04		
1323, 1323 L	170 kW		01/98→10/04	Manual Transmission / Automatic Transmission; for vehicles with/without air conditioning; Depth [mm]: 42; L 569 mm; Vers. produced by BEHR; W 558 mm	8MK 376 721-271	765	
1323 KO, 1323 LKO	170 kW		01/98→10/04		Radiator, engine cooling		
1328, 1328 L	205 kW		01/98→10/04		Depth [mm]: 42; L 575 mm; W 510 mm	8MK 376 758-021	772
1523, 1523 L	170 kW		01/98→10/04		Depth [mm]: 42; L 573 mm; W 288 mm	8MK 376 758-031	772
1523 K	170 kW		01/98→10/04		Ø 203 mm; + OE 906 200 18 22; Thermic; Vers. produced by BEHR	8MV 376 731-351	743
1528, 1528 L	205 kW		01/98→10/04		Ø 203 mm; Thermic; Vers. produced by BEHR	8MV 376 731-361	744
823, 823 L	170 kW		01/98→10/04		Ø 203 mm; Thermic; Vers. produced by BEHR	8MV 376 757-701	746
923, 923 L	170 kW		01/98→10/04		Ø 600 mm; Number of Fan Blades: 8	8MV 376 757-751 Fan Wheel	755
					Opener; Black; H 85.8 mm; Black; 2 ports; Round Plug; 24 V	6PR 005 923-071	777
						Sensor, coolant level	
1215, 1215 L	112 kW		01/98→10/04	Manual Transmission; for vehicles without air conditioning; Depth [mm]: 33; L 569 mm; Vers. produced by BEHR; W 560 mm	8MK 376 721-241	764	
815, 815 L	112 kW		01/98→10/04		Fully Automatic; + AC; Depth [mm]: 42; L 569 mm; Vers. produced by BEHR; W 558 mm	8MK 376 721-271	765
					Depth [mm]: 42; L 575 mm; W 510 mm	8MK 376 758-021	772
					Depth [mm]: 42; L 573 mm; W 288 mm	8MK 376 758-031	772
						Radiator, engine cooling	
1215 K	112 kW		01/98→10/04	Manual Transmission; for vehicles without air conditioning; Depth [mm]: 33; L 569 mm; Vers. produced by BEHR; W 560 mm	6PR 005 923-071	777	
715, 715 L	112 kW		01/98→10/04			Sensor, coolant level	
815, 815 L	112 kW		01/98→10/04		Fully Automatic; + AC; Depth [mm]: 42; L 569 mm; Vers. produced by BEHR; W 558 mm	8MK 376 721-271	765
					Radiator, engine cooling		
1225 AF	180 kW		01/98→10/04	Manual Transmission; for vehicles without air conditioning; Depth [mm]: 33; L 569 mm; Vers. produced by BEHR; W 560 mm	6PR 005 923-071	777	
1325 F	180 kW		01/98→10/04			Sensor, coolant level	
1525 AF	180 kW		01/98→10/04		Ø 203 mm; + OE 906 200 18 22; Thermic; Vers. produced by BEHR	8MV 376 731-351	743
925 AF	180 kW		01/98→10/04		Ø 203 mm; Thermic; Vers. produced by BEHR	8MV 376 731-361	744
					Clutch, radiator fan		
1225 F	180 kW		01/98→10/04	Manual Transmission / Automatic Transmission; for vehicles with/without air conditioning; Depth [mm]: 42; L 569 mm; Vers. produced by BEHR; W 558 mm	6PR 005 923-071	777	
						Sensor, coolant level	
						8MK 376 721-271	765
						Radiator, engine cooling	
						Radiator, engine cooling	
					Ø 203 mm; + OE 906 200 18 22; Thermic; Vers. produced by BEHR	8MV 376 731-351	743
					Ø 203 mm; Thermic; Vers. produced by BEHR	8MV 376 731-361	744
					Clutch, radiator fan		
1317 A	125 kW		01/98→10/04	Manual Transmission / Automatic Transmission; for vehicles with/without air conditioning; Depth [mm]: 42; L 569 mm; Vers. produced by BEHR; W 558 mm	6PR 005 923-071	777	
						Sensor, coolant level	
						8MK 376 721-271	765
						Radiator, engine cooling	
						Radiator, engine cooling	
					Depth [mm]: 42; L 575 mm; W 510 mm	8MK 376 758-021	772
					Depth [mm]: 42; L 573 mm; W 288 mm	8MK 376 758-031	772
					Radiator, engine cooling		
1323 LS	170 kW		01/98→10/04	Manual Transmission / Automatic Transmission; for vehicles with/without air conditioning; Depth [mm]: 42; L 569 mm; Vers. produced by BEHR; W 558 mm	6PR 005 923-071	777	
1328 LS	205 kW		01/98→10/04			Sensor, coolant level	
823 K	170 kW		01/98→10/04		Depth [mm]: 42; L 575 mm; W 510 mm	8MK 376 758-021	772
923 K	170 kW		01/98→10/04		Depth [mm]: 42; L 573 mm; W 288 mm	8MK 376 758-031	772
					Ø 203 mm; + OE 906 200 18 22; Thermic; Vers. produced by BEHR	8MV 376 731-351	743
					Ø 203 mm; Thermic; Vers. produced by BEHR	8MV 376 731-361	744
					Ø 203 mm; Thermic; Vers. produced by BEHR	8MV 376 757-701	746
					Ø 600 mm; Number of Fan Blades: 8	8MV 376 757-751 Fan Wheel	755
						Radiator, engine cooling	
						Radiator, engine cooling	

Manufacturer - Model	Power	Displ.	Year of Constr.	Remark	Part Number	Page
MERCEDES-BENZ - ATEGO					01/98→10/04	
1325 AF	180 kW		01/98→10/04	Opener; Black; H 85.8 mm; Black; 2 ports; Round Plug; 24 V	6PR 005 923-071 Sensor, coolant level	777
				Ø 203 mm; + OE 906 200 18 22; Thermic; Vers. produced by BEHR	8MV 376 731-351 Clutch, radiator fan	743
				Ø 203 mm; Thermic; Vers. produced by BEHR	8MV 376 731-361 Clutch, radiator fan	744
				Manufacturer Restriction: für Sachs Kupplung; Vers. produced by BEHR	8MV 376 756-081 Fan Wheel, engine cooling	754
1328 AF	205 kW		01/98→10/04	Opener; Black; H 85.8 mm; Black; 2 ports; Round Plug; 24 V	6PR 005 923-071 Sensor, coolant level	777
1328 F	205 kW		01/98→10/04			
1523 A	170 kW		01/98→10/04	Ø 203 mm; + OE 906 200 18 22; Thermic; Vers. produced by BEHR	8MV 376 731-351 Clutch, radiator fan	743
1523 AK	170 kW		01/98→10/04			
1528 AF	205 kW		01/98→10/04	Ø 203 mm; Thermic; Vers. produced by BEHR	8MV 376 731-361 Clutch, radiator fan	744
1528 F	205 kW		01/98→10/04			
				Ø 203 mm; Thermic; Vers. produced by BEHR	8MV 376 757-701 Clutch, radiator fan	746
				Ø 600 mm; Number of Fan Blades: 8	8MV 376 757-751 Fan Wheel, engine cooling	755
1517 A	125 kW		01/98→10/04	Opener; Black; H 85.8 mm; Black; 2 ports; Round Plug; 24 V	6PR 005 923-071 Sensor, coolant level	777
917 AF	125 - 128 kW		01/98→10/04			
				Manual Transmission / Automatic Transmission; for vehicles with/without air conditioning; Depth [mm]: 42; L 569 mm; Vers. produced by BEHR; W 558 mm	8MK 376 721-271 Radiator, engine cooling	765
				Ø 203 mm; Thermic; Vers. produced by BEHR	8MV 376 757-701 Clutch, radiator fan	746
				Ø 600 mm; Number of Fan Blades: 8	8MV 376 757-751 Fan Wheel, engine cooling	755
1523 KO	170 kW		01/98→10/04	Manual Transmission / Automatic Transmission; for vehicles with/without air conditioning; Depth [mm]: 42; L 569 mm; Vers. produced by BEHR; W 558 mm	8MK 376 721-271 Radiator, engine cooling	765
				Depth [mm]: 42; L 575 mm; W 510 mm	8MK 376 758-021 Radiator, engine cooling	772
				Depth [mm]: 42; L 573 mm; W 288 mm	8MK 376 758-031 Radiator, engine cooling	772
				Ø 203 mm; + OE 906 200 18 22; Thermic; Vers. produced by BEHR	8MV 376 731-351 Clutch, radiator fan	743
				Ø 203 mm; Thermic; Vers. produced by BEHR	8MV 376 731-361 Clutch, radiator fan	744
				Ø 203 mm; Thermic; Vers. produced by BEHR	8MV 376 757-701 Clutch, radiator fan	746
				Ø 600 mm; Number of Fan Blades: 8	8MV 376 757-751 Fan Wheel, engine cooling	755
1823, 1823 L	170 kW		01/98→10/04	Opener; Black; H 85.8 mm; Black; 2 ports; Round Plug; 24 V	6PR 005 923-071 Sensor, coolant level	777
1823 K	170 kW		04/98→10/04			
1823 LS	170 kW		04/98→10/04	Capacity [Litre]: 9,7; White; Depth [mm]: 194; L 651 mm; Vers. produced by BEHR; W 228 mm	8MA 376 705-361 Expansion Tank, coolant	782
1828, 1828 L	205 kW		04/98→10/04			
1828 K	205 kW		04/98→10/04	Depth [mm]: 42; L 815 mm; Vers. produced by BEHR; W 668 mm	8MK 376 721-261 Radiator, engine cooling	765
1828 LS	205 kW		04/98→10/04			
2628	205 kW		04/98→10/04	Depth [mm]: 52; L 780 mm; W 670 mm	8MK 376 758-051 Radiator, engine cooling	773
2628 B	205 kW		04/98→10/04			
				Ø 203 mm; + OE 906 200 18 22; Thermic; Vers. produced by BEHR	8MV 376 731-351 Clutch, radiator fan	743
				Ø 704 mm; Number of Fan Blades: 8; Vers. produced by BEHR	8MV 376 733-181 Fan Wheel, engine cooling	752
				Ø 233 mm; Vers. produced by BEHR	8MV 376 757-091 Clutch, radiator fan	745
				Ø 203 mm; Thermic; Vers. produced by BEHR	8MV 376 757-701 Clutch, radiator fan	746
				Ø 600 mm; Number of Fan Blades: 8	8MV 376 757-751 Fan Wheel, engine cooling	755
				Ø 725 mm; Number of Fan Blades: 8; Vers. produced by BEHR	8MV 376 758-251 Fan Wheel, engine cooling	755
				Ø 58 mm; H 25 mm; with seal; Thread Size: M48x3	8MY 376 780-591 Cap, radiator	776
1823 AK	170 kW		04/98→10/04	Opener; Black; H 85.8 mm; Black; 2 ports; Round Plug; 24 V	6PR 005 923-071 Sensor, coolant level	777
				Capacity [Litre]: 9,7; White; Depth [mm]: 194; L 651 mm; Vers. produced by BEHR; W 228 mm	8MA 376 705-361 Expansion Tank, coolant	782
				Depth [mm]: 42; L 815 mm; Vers. produced by BEHR; W 668 mm	8MK 376 721-261 Radiator, engine cooling	765
				Depth [mm]: 52; L 780 mm; W 670 mm	8MK 376 758-051 Radiator, engine cooling	773

Manufacturer - Model	Power	Displ.	Year of Constr.	Remark	Part Number	Page	
MERCEDES-BENZ - ATEGO					01/98→10/04		
1823 AK	170 kW		04/98→10/04	Ø 203 mm; + OE 906 200 18 22; Thermic; Vers. produced by BEHR	8MV 376 731-351	743	
				Clutch, radiator fan			
				Ø 704 mm; Number of Fan Blades: 8; Vers. produced by BEHR	8MV 376 733-181	752	
				Wheel, engine cooling			
				Ø 58 mm; H 25 mm; with seal; Thread Size: M48x3	8MY 376 780-591	776	
				Cap, radiator			
1828 A	205 kW		04/98→10/04	Opener; Black; H 85.8 mm; Black; 2 ports; Round Plug; 24 V	6PR 005 923-071	777	
				Sensor, coolant level			
				Capacity [Litre]: 9,7; White; Depth [mm]: 194; L 651 mm; Vers. produced by BEHR; W 228 mm	8MA 376 705-361	782	
				Expansion Tank, coolant			
				Depth [mm]: 42; L 815 mm; Vers. produced by BEHR; W 668 mm	8MK 376 721-261	765	
				Radiator, engine cooling			
				Ø 203 mm; + OE 906 200 18 22; Thermic; Vers. produced by BEHR	8MV 376 731-351	743	
Clutch, radiator fan							
				Ø 704 mm; Number of Fan Blades: 8; Vers. produced by BEHR	8MV 376 733-181	752	
				Wheel, engine cooling			
				Ø 58 mm; H 25 mm; with seal; Thread Size: M48x3	8MY 376 780-591	776	
				Cap, radiator			
1828 AK	205 kW		04/98→10/04	Opener; Black; H 85.8 mm; Black; 2 ports; Round Plug; 24 V	6PR 005 923-071	777	
				Sensor, coolant level			
				Capacity [Litre]: 9,7; White; Depth [mm]: 194; L 651 mm; Vers. produced by BEHR; W 228 mm	8MA 376 705-361	782	
				Expansion Tank, coolant			
				Depth [mm]: 52; L 780 mm; W 670 mm	8MK 376 758-051	773	
				Radiator, engine cooling			
				Ø 203 mm; + OE 906 200 18 22; Thermic; Vers. produced by BEHR	8MV 376 731-351	743	
Clutch, radiator fan							
				Ø 704 mm; Number of Fan Blades: 8; Vers. produced by BEHR	8MV 376 733-181	752	
				Wheel, engine cooling			
				Ø 58 mm; H 25 mm; with seal; Thread Size: M48x3	8MY 376 780-591	776	
				Cap, radiator			
2523 L 2528 L	170 kW		04/98→10/04	Opener; Black; H 85.8 mm; Black; 2 ports; Round Plug; 24 V	6PR 005 923-071	777	
				Sensor, coolant level			
				Capacity [Litre]: 9,7; White; Depth [mm]: 194; L 651 mm; Vers. produced by BEHR; W 228 mm	8MA 376 705-361	782	
				Expansion Tank, coolant			
				Depth [mm]: 52; L 780 mm; W 670 mm	8MK 376 758-051	773	
	Radiator, engine cooling						
	205 kW			04/98→10/04	Ø 203 mm; + OE 906 200 18 22; Thermic; Vers. produced by BEHR	8MV 376 731-351	743
					Clutch, radiator fan		
					Ø 704 mm; Number of Fan Blades: 8; Vers. produced by BEHR	8MV 376 733-181	752
					Wheel, engine cooling		
					Ø 233 mm; Vers. produced by BEHR	8MV 376 757-091	745
Clutch, radiator fan							
Ø 203 mm; Thermic; Vers. produced by BEHR	8MV 376 757-701	746					
Clutch, radiator fan							
Ø 600 mm; Number of Fan Blades: 8	8MV 376 757-751	755					
Wheel, engine cooling							
Ø 725 mm; Number of Fan Blades: 8; Vers. produced by BEHR	8MV 376 758-251	755					
Wheel, engine cooling							
Ø 58 mm; H 25 mm; with seal; Thread Size: M48x3	8MY 376 780-591	776					
Cap, radiator							
2628 K	205 kW		04/98→10/04	Opener; Black; H 85.8 mm; Black; 2 ports; Round Plug; 24 V	6PR 005 923-071	777	
				Sensor, coolant level			
				Capacity [Litre]: 9,7; White; Depth [mm]: 194; L 651 mm; Vers. produced by BEHR; W 228 mm	8MA 376 705-361	782	
				Expansion Tank, coolant			
				Depth [mm]: 42; L 815 mm; Vers. produced by BEHR; W 668 mm	8MK 376 721-261	765	
				Radiator, engine cooling			
				Depth [mm]: 52; L 780 mm; W 670 mm	8MK 376 758-051	773	
				Radiator, engine cooling			
				Ø 203 mm; + OE 906 200 18 22; Thermic; Vers. produced by BEHR	8MV 376 731-351	743	
				Clutch, radiator fan			
				Ø 704 mm; Number of Fan Blades: 8; Vers. produced by BEHR	8MV 376 733-181	752	
Wheel, engine cooling							
Ø 203 mm; Thermic; Vers. produced by BEHR	8MV 376 757-701	746					
Clutch, radiator fan							
Ø 600 mm; Number of Fan Blades: 8	8MV 376 757-751	755					
Wheel, engine cooling							
Ø 725 mm; Number of Fan Blades: 8; Vers. produced by BEHR	8MV 376 758-251	755					
Wheel, engine cooling							
Ø 58 mm; H 25 mm; with seal; Thread Size: M48x3	8MY 376 780-591	776					
Cap, radiator							

Manufacturer - Model	Power	Displ.	Year of Constr.	Remark	Part Number	Page
MERCEDES-BENZ - ATEGO					01/98→10/04	
712	90 kW		01/98→10/04	Opener; Black; H 85.8 mm; Black; 2 ports;	6PR 005 923-071	777
812	90 kW		01/98→10/04	Round Plug; 24 V	Sensor, coolant level	
				Manual Transmission / Automatic Transmission; for vehicles with/without air conditioning; Depth [mm]: 42; L 569 mm; Vers. produced by BEHR; W 558 mm	8MK 376 721-271	765
					Radiator, engine cooling	
714, 714 L	100 kW		01/98→10/04	Manual Transmission / Automatic Transmission; for vehicles with/without air conditioning; Depth [mm]: 42; L 569 mm; Vers. produced by BEHR; W 558 mm	8MK 376 721-271	765
					Radiator, engine cooling	
				Ø 704 mm; Number of Fan Blades: 8; Vers. produced by BEHR	8MV 376 733-181 Fan Wheel, engine cooling	752
				Ø 203 mm; Thermic; Vers. produced by BEHR	8MV 376 757-701 Clutch, radiator fan	746
				Ø 600 mm; Number of Fan Blades: 8	8MV 376 757-751 Fan Wheel, engine cooling	755
714 K	100 kW		01/98→10/04	Ø 203 mm; Thermic; Vers. produced by BEHR	8MV 376 757-701	746
717 K	125 kW		01/98→10/04		Clutch, radiator fan	
				Ø 600 mm; Number of Fan Blades: 8	8MV 376 757-751 Fan Wheel, engine cooling	755
717, 717 L	125 kW		01/98→10/04	Manual Transmission / Automatic Transmission; for vehicles with/without air conditioning; Depth [mm]: 42; L 569 mm; Vers. produced by BEHR; W 558 mm	8MK 376 721-271	765
					Radiator, engine cooling	
				Ø 203 mm; Thermic; Vers. produced by BEHR	8MV 376 757-701	746
					Clutch, radiator fan	
				Ø 600 mm; Number of Fan Blades: 8	8MV 376 757-751 Fan Wheel, engine cooling	755
814 K	100 kW		01/98→10/04	Depth [mm]: 42; L 575 mm; W 510 mm	8MK 376 758-021	772
					Radiator, engine cooling	
				Depth [mm]: 42; L 573 mm; W 288 mm	8MK 376 758-031	772
					Radiator, engine cooling	
				Ø 203 mm; Thermic; Vers. produced by BEHR	8MV 376 757-701	746
					Clutch, radiator fan	
				Ø 600 mm; Number of Fan Blades: 8	8MV 376 757-751 Fan Wheel, engine cooling	755
815 F	112 - 115 kW		01/98→10/04	Opener; Black; H 85.8 mm; Black; 2 ports;	6PR 005 923-071	777
				Round Plug; 24 V	Sensor, coolant level	
815 K	112 kW		01/98→10/04	Opener; Black; H 85.8 mm; Black; 2 ports;	6PR 005 923-071	777
				Round Plug; 24 V	Sensor, coolant level	
				Manual Transmission; for vehicles without air conditioning; Depth [mm]: 33; L 569 mm; Vers. produced by BEHR; W 560 mm	8MK 376 721-241	764
					Radiator, engine cooling	
				Fully Automatic; + AC; Depth [mm]: 42; L 569 mm; Vers. produced by BEHR; W 558 mm	8MK 376 721-271	765
					Radiator, engine cooling	
				Depth [mm]: 42; L 575 mm; W 510 mm	8MK 376 758-021	772
					Radiator, engine cooling	
				Depth [mm]: 42; L 573 mm; W 288 mm	8MK 376 758-031	772
					Radiator, engine cooling	
				Ø 203 mm; + OE 906 200 18 22; Thermic; Vers. produced by BEHR	8MV 376 731-351	743
					Clutch, radiator fan	
817, 817 L	125 kW		01/98→10/04	Opener; Black; H 85.8 mm; Black; 2 ports;	6PR 005 923-071	777
				Round Plug; 24 V	Sensor, coolant level	
				Manual Transmission / Automatic Transmission; for vehicles with/without air conditioning; Depth [mm]: 42; L 569 mm; Vers. produced by BEHR; W 558 mm	8MK 376 721-271	765
					Radiator, engine cooling	
				Fully Automatic; + AC; Depth [mm]: 42; L 569 mm; Vers. produced by BEHR; W 558 mm	8MK 376 721-271	765
					Radiator, engine cooling	
				Depth [mm]: 42; L 575 mm; W 510 mm	8MK 376 758-021	772
					Radiator, engine cooling	
				Depth [mm]: 42; L 573 mm; W 288 mm	8MK 376 758-031	772
					Radiator, engine cooling	
				Ø 203 mm; Thermic; Vers. produced by BEHR	8MV 376 757-701	746
					Clutch, radiator fan	
				Ø 600 mm; Number of Fan Blades: 8	8MV 376 757-751 Fan Wheel, engine cooling	755
MERCEDES-BENZ - AXOR 2					10/04→	
1823, 1823 L, 1824, 1824 L, LL	170 - 175 kW		10/04→	Capacity [Litre]: 9,7; White; Depth [mm]: 194; L 651 mm; Vers. produced by BEHR; W 228 mm	8MA 376 705-361	782
1823 LS, 1824 LS	170 - 175 kW		10/04→		Expansion Tank, coolant	
1828, 1828 L, 1829, 1829 L, LL	205 - 210 kW		10/04→	Depth [mm]: 42; L 815 mm; Vers. produced by BEHR; W 668 mm	8MK 376 721-261	765
2528 L, 2529 L	205 - 210 kW		10/04→		Radiator, engine cooling	
2628, 2629	205 - 210 kW		10/04→	Depth [mm]: 52; L 780 mm; W 670 mm	8MK 376 758-051	773
					Radiator, engine cooling	
				Ø 233 mm; Vers. produced by BEHR	8MV 376 757-091	745
					Clutch, radiator fan	

Manufacturer - Model	Power	Displ.	Year of Constr.	Remark	Part Number	Page
MERCEDES-BENZ - AXOR 2						10/04→
1823, 1823 L, 1824, 1824 L, LL	170 - 175 kW		10/04→	Ø 600 mm; + OE 9042050406; Number of Fan Blades: 8	8MV 376 757-281 Fan, radiator	750
1823 LS, 1824 LS	170 - 175 kW		10/04→			
1828, 1828 L, 1829, 1829 L, LL	205 - 210 kW		10/04→	Ø 203 mm; Thermic; Vers. produced by BEHR	8MV 376 757-701 Clutch, radiator fan	746
2528 L, 2529 L	205 - 210 kW		10/04→			
2628, 2629	205 - 210 kW		10/04→	Ø 600 mm; + OE 9042050406; Number of Fan Blades: 8	8MV 376 757-741 Fan Wheel, engine cooling	754
				Ø 600 mm; Number of Fan Blades: 8	8MV 376 757-751 Fan Wheel, engine cooling	755
				Ø 725 mm; Number of Fan Blades: 8; Vers. produced by BEHR	8MV 376 758-251 Fan Wheel, engine cooling	755
				Ø 58 mm; H 25 mm; with seal; Thread Size: M48x3	8MY 376 780-591 Cap, radiator	776
1823 AK, 1824 AK	170 - 175 kW		10/04→	Depth [mm]: 42; L 815 mm; Vers. produced by BEHR; W 668 mm	8MK 376 721-261 Radiator, engine cooling	765
1826 AK	188 kW		10/04→			
1826 K	188 kW		10/04→	Depth [mm]: 52; L 780 mm; W 670 mm	8MK 376 758-051 Radiator, engine cooling	773
1828 AK, 1829 AK	205 - 210 kW		10/04→			
				Ø 600 mm; + OE 9042050406; Number of Fan Blades: 8	8MV 376 757-281 Fan, radiator	750
				Ø 600 mm; + OE 9042050406; Number of Fan Blades: 8	8MV 376 757-741 Fan Wheel, engine cooling	754
				Ø 58 mm; H 25 mm; with seal; Thread Size: M48x3	8MY 376 780-591 Cap, radiator	776
1823 K, 1823 KL, 1824 K	170 - 175 kW		10/04→	Depth [mm]: 42; L 815 mm; Vers. produced by BEHR; W 668 mm	8MK 376 721-261 Radiator, engine cooling	765
1828 K, 1828 KL, 1829 K	205 - 210 kW		10/04→			
2628 B, 2629 B	205 - 210 kW		10/04→	Depth [mm]: 52; L 780 mm; W 670 mm	8MK 376 758-051 Radiator, engine cooling	773
2628 K, 2629 K	205 - 210 kW		10/04→			
				Ø 233 mm; Vers. produced by BEHR	8MV 376 757-091 Clutch, radiator fan	745
				Ø 600 mm; + OE 9042050406; Number of Fan Blades: 8	8MV 376 757-281 Fan, radiator	750
				Ø 203 mm; Thermic; Vers. produced by BEHR	8MV 376 757-701 Clutch, radiator fan	746
				Ø 600 mm; + OE 9042050406; Number of Fan Blades: 8	8MV 376 757-741 Fan Wheel, engine cooling	754
				Ø 600 mm; Number of Fan Blades: 8	8MV 376 757-751 Fan Wheel, engine cooling	755
				Ø 725 mm; Number of Fan Blades: 8; Vers. produced by BEHR	8MV 376 758-251 Fan Wheel, engine cooling	755
				Ø 58 mm; H 25 mm; with seal; Thread Size: M48x3	8MY 376 780-591 Cap, radiator	776
1824 A	170 - 175 kW		10/04→	Ø 58 mm; H 25 mm; with seal; Thread Size: M48x3	8MY 376 780-591 Cap, radiator	776
1828 LS	205 kW		10/04→			
1933	240 kW		10/04→			
1933 S	240 kW		01/11→			
2436 LS, 2536 LS	265 kW		10/04→			
2440 LS, 2540 LS	295 kW		10/04→			
2443 LS, 2543 LS	315 kW		10/04→			
2523	170 kW					
2528 K, 2528 KL	205 kW		01/11→			
2535 S, 2535 LS	260 kW		10/04→			
2540 S, 2540 LS	295 kW		10/04→			
2543 S, 2543 LS	315 kW		10/04→			
2635 B	260 kW		10/05→			
2640 S	295 kW		10/04→			
2828 K	205 kW		10/04→			
2831	225 kW		01/11→			
3228	205 kW					
3235	260 kW		10/04→			
3335 B	260 kW		10/04→10/05			
3340 B	295 kW		10/04→10/05			
3343 K	315 kW		01/11→			
3343 S	315 kW		01/11→			
4135 B	260 kW		10/05→			
4140	295 kW		01/11→			
4144	315 kW		01/11→			

Manufacturer - Model	Power	Displ.	Year of Constr.	Remark	Part Number	Page
MERCEDES-BENZ - AXOR 2						10/04→
1826, 1826 L, LL	188 kW		10/04→	Capacity [Litre]: 9,7; White; Depth [mm]: 194; L 651 mm; Vers. produced by BEHR; W 228 mm	8MA 376 705-361	782
1826 LS	188 kW		10/04→		Expansion Tank, coolant	
1829 LS	210 kW		10/04→	Depth [mm]: 42; L 815 mm; Vers. produced by BEHR; W 668 mm	8MK 376 721-261	765
				Depth [mm]: 52; L 780 mm; W 670 mm	8MK 376 758-051	773
				Ø 600 mm; + OE 9042050406; Number of Fan Blades: 8	8MV 376 757-281	750
				Ø 600 mm; + OE 9042050406; Number of Fan Blades: 8	8MV 376 757-741	754
				Ø 58 mm; H 25 mm; with seal; Thread Size: M48x3	8MY 376 780-591	776
					Fan, radiator	
					Fan Wheel, engine cooling	
					Cap, radiator	
1828 A, 1829 A	205 - 210 kW		10/04→	Depth [mm]: 42; L 815 mm; Vers. produced by BEHR; W 668 mm	8MK 376 721-261	765
				Ø 600 mm; + OE 9042050406; Number of Fan Blades: 8	8MV 376 757-281	750
				Ø 600 mm; + OE 9042050406; Number of Fan Blades: 8	8MV 376 757-741	754
				Ø 58 mm; H 25 mm; with seal; Thread Size: M48x3	8MY 376 780-591	776
					Fan, radiator	
					Fan Wheel, engine cooling	
					Cap, radiator	
1833, 1833 L, LL	240 kW		10/04→	Capacity [Litre]: 9,7; White; Depth [mm]: 194; L 651 mm; Vers. produced by BEHR; W 228 mm	8MA 376 705-361	782
1833 LS	240 kW		10/04→		Expansion Tank, coolant	
2533, 2533 L	240 kW		10/04→	Depth [mm]: 42; L 815 mm; Vers. produced by BEHR; W 668 mm	8MK 376 721-261	765
2633	240 kW		10/04→	Depth [mm]: 52; L 780 mm; W 670 mm	8MK 376 758-051	773
				Ø 233 mm; Vers. produced by BEHR	8MV 376 757-091	745
				Ø 58 mm; H 25 mm; with seal; Thread Size: M48x3	8MY 376 780-591	776
					Clutch, radiator fan	
					Cap, radiator	
1833 A	240 kW		10/04→	Depth [mm]: 42; L 815 mm; Vers. produced by BEHR; W 668 mm	8MK 376 721-261	765
				Ø 233 mm; Vers. produced by BEHR	8MV 376 757-091	745
				Ø 58 mm; H 25 mm; with seal; Thread Size: M48x3	8MY 376 780-591	776
					Clutch, radiator fan	
					Cap, radiator	
1833 AK	240 kW		10/04→	Depth [mm]: 42; L 815 mm; Vers. produced by BEHR; W 668 mm	8MK 376 721-261	765
1833 K	240 kW		10/04→		Radiator, engine cooling	
2633 B	240 kW		10/04→	Depth [mm]: 52; L 780 mm; W 670 mm	8MK 376 758-051	773
2633 K	240 kW		10/04→	Ø 233 mm; Vers. produced by BEHR	8MV 376 757-091	745
				Ø 58 mm; H 25 mm; with seal; Thread Size: M48x3	8MY 376 780-591	776
					Clutch, radiator fan	
					Cap, radiator	
1835 LS	260 kW		01/11→	Bore Ø [mm]: 200; Depth [mm]: 126; Ø 236 mm; Number of mounting bores: 6	8MV 376 758-461	747
2035 S	260 kW		01/11→		Clutch, radiator fan	
2040 S	295 kW		01/11→	Ø 58 mm; H 25 mm; with seal; Thread Size: M48x3	8MY 376 780-591	776
2044 S	315 kW		01/11→		Cap, radiator	
2636	265 kW		10/04→			
2640	295 kW		10/04→			
2643	315 kW		10/04→			
2644 S	315 kW		01/11→			
3335 K	260 kW		06/09→			
3335 S	260 kW		09/08→			
3340 S	295 kW		06/09→			
3343	315 kW		10/04→			
3344 K	315 kW		01/11→			
3535 K	260 kW		06/09→			
4135 K	260 kW		06/09→			
1836 LS, LLS	265 kW		10/04→	Capacity [Litre]: 9,7; White; Depth [mm]: 194; L 651 mm; Vers. produced by BEHR; W 228 mm	8MA 376 705-361	782
1840 LS, LLS	295 kW		10/04→		Expansion Tank, coolant	
2535 L, 2536 L, 2536 LL	260 - 265 kW		10/04→	Ø 260 mm; Vers. produced by BEHR	8MV 376 734-371	745
2540 L, LL	295 kW		10/04→		Clutch, radiator fan	
2543 L, LL	315 kW		10/04→	Manufacturer Restriction: für Sachs Kupplung; Vers. produced by BEHR	8MV 376 756-081	754
				Bore Ø [mm]: 200; Depth [mm]: 126; Ø 236 mm; Number of mounting bores: 6	8MV 376 758-461	747
				Ø 58 mm; H 25 mm; with seal; Thread Size: M48x3	8MY 376 780-591	776
					Clutch, radiator fan	
					Cap, radiator	


Manufacturer - Model	Power	Displ.	Year of Constr.	Remark	Part Number	Page
MERCEDES-BENZ - AXOR 2						10/04→
1843 LS, LLS	315 kW		10/04→	Capacity [Litre]: 9,7; White; Depth [mm]: 194; L 651 mm; Vers. produced by BEHR; W 228 mm	8MA 376 705-361 Expansion Tank, coolant	782
				Ø 260 mm; Vers. produced by BEHR	8MV 376 734-371 Clutch, radiator fan	745
				Bore Ø [mm]: 200; Depth [mm]: 126; Ø 236 mm; Number of mounting bores: 6	8MV 376 758-461 Clutch, radiator fan	747
				Ø 58 mm; H 25 mm; with seal; Thread Size: M48x3	8MY 376 780-591 Cap, radiator	776
2636 B	265 kW		10/04→	Ø 260 mm; Vers. produced by BEHR	8MV 376 734-371 Clutch, radiator fan	745
2636 K	265 kW		10/04→			
2640 B	295 kW		10/04→	Manufacturer Restriction: für Sachs Kupplung; Vers. produced by BEHR	8MV 376 756-081 Fan Wheel, engine cooling	754
2640 K	295 kW		10/04→			
2643 B	315 kW		10/04→	Bore Ø [mm]: 200; Depth [mm]: 126; Ø 236 mm; Number of mounting bores: 6	8MV 376 758-461 Clutch, radiator fan	747
2643 K	315 kW		10/04→			
3236 B	265 kW		10/04→	Ø 58 mm; H 25 mm; with seal; Thread Size: M48x3	8MY 376 780-591 Cap, radiator	776
3236 K	265 kW		10/04→			
3240	295 kW		03/05→			
3240 B	295 kW		10/04→			
3240 K	295 kW		10/04→			
3243 B	315 kW		10/04→			
3243 K	315 kW		10/04→			
3243	315 kW		10/04→	Manufacturer Restriction: für Sachs Kupplung; Vers. produced by BEHR	8MV 376 756-081 Fan Wheel, engine cooling	754
3335	260 kW		10/04→			
3340	295 kW		10/04→	Bore Ø [mm]: 200; Depth [mm]: 126; Ø 236 mm; Number of mounting bores: 6	8MV 376 758-461 Clutch, radiator fan	747
3340 K	295 kW		10/04→			
3343 B	315 kW		10/04→	Ø 58 mm; H 25 mm; with seal; Thread Size: M48x3	8MY 376 780-591 Cap, radiator	776
4140 B	295 kW			Bore Ø [mm]: 200; Depth [mm]: 126; Ø 236 mm; Number of mounting bores: 6	8MV 376 758-461 Clutch, radiator fan	747
4140 K	295 kW		06/09→			
4143 B	315 kW					
4143 K	315 kW					
4143 K	315 kW		06/09→			
MERCEDES-BENZ - AXOR						01/02→10/04
1823	170 kW		01/02→10/04	Depth [mm]: 42; L 815 mm; Vers. produced by BEHR; W 668 mm	8MK 376 721-261 Radiator, engine cooling	765
1823 K	170 kW		01/02→10/04			
2523	170 kW		01/02→10/04	Ø 203 mm; + OE 906 200 18 22; Thermic; Vers. produced by BEHR	8MV 376 731-351 Clutch, radiator fan	743
2523 K	170 kW		01/02→10/04			
2528	205 kW		01/02→10/04	Ø 704 mm; Number of Fan Blades: 8; Vers. produced by BEHR	8MV 376 733-181 Fan Wheel, engine cooling	752
2623 L	170 kW		01/02→10/04			
2628 L	205 kW		01/02→10/04	Ø 233 mm; Vers. produced by BEHR	8MV 376 757-091 Clutch, radiator fan	745
				Ø 203 mm; Thermic; Vers. produced by BEHR	8MV 376 757-701 Clutch, radiator fan	746
				Ø 600 mm; Number of Fan Blades: 8	8MV 376 757-751 Fan Wheel, engine cooling	755
				Ø 725 mm; Number of Fan Blades: 8; Vers. produced by BEHR	8MV 376 758-251 Fan Wheel, engine cooling	755
1835 LS	260 kW		01/02→10/04	Capacity [Litre]: 9,7; White; Depth [mm]: 194; L 651 mm; Vers. produced by BEHR; W 228 mm	8MA 376 705-361 Expansion Tank, coolant	782
1840 LS	295 kW		01/02→10/04			
1843 LS	315 kW		01/02→10/04	Manual Transmission / Automatic Transmission; for vehicles with/without air conditioning; Depth [mm]: 42; for vehicles with transmission oil cooler; L 974 mm; Vers. produced by BEHR; W 668 mm	8MK 376 722-021 Radiator, engine cooling	768
				Ø 233 mm; Thermic; Vers. produced by BEHR	8MV 376 730-101 Clutch, radiator fan	743
				Ø 750 mm; Number of Fan Blades: 8; Vers. produced by BEHR	8MV 376 733-261 Fan Wheel, engine cooling	753
				Ø 260 mm; Vers. produced by BEHR	8MV 376 734-371 Clutch, radiator fan	745
				Manufacturer Restriction: für Sachs Kupplung; Vers. produced by BEHR	8MV 376 756-081 Fan Wheel, engine cooling	754
				Bore Ø [mm]: 200; Depth [mm]: 126; Ø 236 mm; Number of mounting bores: 6	8MV 376 758-461 Clutch, radiator fan	747
2535 LS	260 kW		01/02→10/04	Ø 260 mm; Vers. produced by BEHR	8MV 376 734-371 Clutch, radiator fan	745
2540 LS	295 kW		01/02→10/04			
2543 LS	315 kW		01/02→10/04	Manufacturer Restriction: für Sachs Kupplung; Vers. produced by BEHR	8MV 376 756-081 Fan Wheel, engine cooling	754
				Bore Ø [mm]: 200; Depth [mm]: 126; Ø 236 mm; Number of mounting bores: 6	8MV 376 758-461 Clutch, radiator fan	747

Manufacturer - Model	Power	Displ.	Year of Constr.	Remark	Part Number	Page
MERCEDES-BENZ - AXOR					01/02→10/04	
2628 B	205 kW		01/02→10/04	Depth [mm]: 42; L 815 mm; Vers. produced by BEHR; W 668 mm	8MK 376 721-261 Radiator, engine cooling	765
2628 K	205 kW		01/02→10/04	Ø 233 mm; Vers. produced by BEHR Ø 203 mm; Thermic; Vers. produced by BEHR Ø 600 mm; Number of Fan Blades: 8 Ø 725 mm; Number of Fan Blades: 8; Vers. produced by BEHR	8MV 376 757-091 Clutch, radiator fan	745
3228 C	205 kW		01/02→10/04		8MV 376 757-701 Clutch, radiator fan	746
					8MV 376 757-751 Fan Wheel, engine cooling	755
					8MV 376 758-251 Fan Wheel, engine cooling	755
MERCEDES-BENZ - CITARO (O 530)					01/98→	
Citaro, Citaro MUE	210 kW			Depth [mm]: 52; L 1,216 mm; W 605 mm	8MK 376 792-101 Radiator, engine cooling	775
				Diameter 1/ Diameter 2 [mm]: 72 / 45; H 44 mm; Height 2 [mm]: 25; Thread Size: M62 x 3-6H; Vers. produced by BEHR	8MY 376 737-031 Cap, radiator	776
				Ø 58 mm; H 25 mm; with seal; Thread Size: M48x3	8MY 376 780-591 Cap, radiator	776
Citaro BZ	225 kW		01/02→	Ø 58 mm; H 25 mm; with seal; Thread Size: M48x3	8MY 376 780-591 Cap, radiator	776
Citaro G	185 kW		01/98→			
Citaro G	205 kW		01/99→	Capacity [Litre]: 12,2; White; Depth [mm]: 444; L 566 mm; Vehicle Trim Level: Fahrerhaus hoch; Vers. Füllstutzen kurz / Vers. produced by BEHR; W 289 mm	8MA 376 705-471 Expansion Tank, coolant	783
				Capacity [Litre]: 12; White; Depth [mm]: 276; L 561 mm; Vehicle Trim Level: Fahrerhaus Standart; Vers. langer Füllstutzen / Vers. produced by BEHR; W 340 mm	8MA 376 756-721 Expansion Tank, coolant	783
				Depth [mm]: 52; L 1,015 mm; W 808 mm	8MK 376 792-091 Radiator, engine cooling	775
				Ø 654 mm; Number of Fan Blades: 8; Vers. produced by BEHR	8MV 376 733-101 Fan Wheel, engine cooling	751
				Ø 704 mm; Number of Fan Blades: 8; Vers. produced by BEHR	8MV 376 733-181 Fan Wheel, engine cooling	752
				Ø 203 mm; Thermic; Vers. produced by BEHR	8MV 376 757-701 Clutch, radiator fan	746
				Ø 600 mm; Number of Fan Blades: 8	8MV 376 757-751 Fan Wheel, engine cooling	755
				Diameter 1/ Diameter 2 [mm]: 72 / 45; H 44 mm; Height 2 [mm]: 25; Thread Size: M62 x 3-6H; Vers. produced by BEHR	8MY 376 737-031 Cap, radiator	776
				Ø 58 mm; H 25 mm; with seal; Thread Size: M48x3	8MY 376 780-591 Cap, radiator	776
Citaro G, Citaro LÜ	220 kW		01/98→	Diameter 1/ Diameter 2 [mm]: 72 / 45; H 44 mm; Height 2 [mm]: 25; Thread Size: M62 x 3-6H; Vers. produced by BEHR	8MY 376 737-031 Cap, radiator	776
Citaro G, Citaro LÜ	260 kW		01/98→			
Citaro GNG	240 kW		04/00→	Capacity [Litre]: 12; White; Depth [mm]: 276; L 561 mm; Vehicle Trim Level: Fahrerhaus Standart; Vers. langer Füllstutzen / Vers. produced by BEHR; W 340 mm	8MA 376 756-721 Expansion Tank, coolant	783
				Diameter 1/ Diameter 2 [mm]: 72 / 45; H 44 mm; Height 2 [mm]: 25; Thread Size: M62 x 3-6H; Vers. produced by BEHR	8MY 376 737-031 Cap, radiator	776
				Ø 58 mm; H 25 mm; with seal; Thread Size: M48x3	8MY 376 780-591 Cap, radiator	776
Citaro N	205 kW		01/99→	Depth [mm]: 52; L 1,015 mm; W 808 mm	8MK 376 792-091 Radiator, engine cooling	775
				Depth [mm]: 52; L 1,216 mm; W 605 mm	8MK 376 792-101 Radiator, engine cooling	775
				Ø 654 mm; Number of Fan Blades: 8; Vers. produced by BEHR	8MV 376 733-101 Fan Wheel, engine cooling	751
				Ø 203 mm; Thermic; Vers. produced by BEHR	8MV 376 757-701 Clutch, radiator fan	746
				Ø 600 mm; Number of Fan Blades: 8	8MV 376 757-751 Fan Wheel, engine cooling	755
				Diameter 1/ Diameter 2 [mm]: 72 / 45; H 44 mm; Height 2 [mm]: 25; Thread Size: M62 x 3-6H; Vers. produced by BEHR	8MY 376 737-031 Cap, radiator	776
				Ø 58 mm; H 25 mm; with seal; Thread Size: M48x3	8MY 376 780-591 Cap, radiator	776

Manufacturer - Model	Power	Displ.	Year of Constr.	Remark	Part Number	Page				
MERCEDES-BENZ - CITARO (O 530)						01/98→				
Citaro N	170 kW		01/98→	Fully Automatic ; Capacity [Litre]: 12,2; Black; Depth [mm]: 444; L 566 mm; Vehicle Trim Level: Fahrerhaus Standart; Vers. langer Füllstutzen / Vers. produced by BEHR; W 289 mm	8MA 376 705-081	778 Expansion Tank, coolant				
				Capacity [Litre]: 12; White; Depth [mm]: 276; L 561 mm; Vehicle Trim Level: Fahrerhaus Standart; Vers. langer Füllstutzen / Vers. produced by BEHR; W 340 mm	8MA 376 756-721	783 Expansion Tank, coolant				
				Depth [mm]: 52; L 1,065 mm; Vers. produced by BEHR; W 708 mm	8MK 376 722-351	770 Radiator, engine cooling				
				Depth [mm]: 52; L 1,065 mm; without frame; Vers. produced by BEHR; W 708 mm	8MK 376 737-071	771 Radiator, engine cooling				
				Ø 58 mm; H 25 mm; with seal; Thread Size: M48x3	8MY 376 780-591	776 Cap, radiator				
Citaro N	180 kW		04/99→	Capacity [Litre]: 12,2; White; Depth [mm]: 444; L 566 mm; Vehicle Trim Level: Fahrerhaus hoch; Vers. Füllstutzen kurz / Vers. produced by BEHR; W 289 mm	8MA 376 705-471	783 Expansion Tank, coolant				
				Capacity [Litre]: 12; White; Depth [mm]: 276; L 561 mm; Vehicle Trim Level: Fahrerhaus Standart; Vers. langer Füllstutzen / Vers. produced by BEHR; W 340 mm	8MA 376 756-721	783 Expansion Tank, coolant				
				Depth [mm]: 52; L 1,216 mm; W 605 mm	8MK 376 792-101	775 Radiator, engine cooling				
				Ø 704 mm; Number of Fan Blades: 8; Vers. produced by BEHR	8MV 376 733-181	752 Fan Wheel, engine cooling				
				Diameter 1/ Diameter 2 [mm]: 72 / 45; H 44 mm; Height 2 [mm]: 25; Thread Size: M62 x 3-6H; Vers. produced by BEHR	8MY 376 737-031	776 Cap, radiator				
				Ø 58 mm; H 25 mm; with seal; Thread Size: M48x3	8MY 376 780-591	776 Cap, radiator				
Citaro N Citaro N, Citaro MUE	185 kW 260 kW		01/98→ 01/98→	Capacity [Litre]: 12,2; White; Depth [mm]: 444; L 566 mm; Vehicle Trim Level: Fahrerhaus hoch; Vers. Füllstutzen kurz / Vers. produced by BEHR; W 289 mm	8MA 376 705-471	783 Expansion Tank, coolant				
				Depth [mm]: 52; L 1,216 mm; W 605 mm	8MK 376 792-101	775 Radiator, engine cooling				
				Diameter 1/ Diameter 2 [mm]: 72 / 45; H 44 mm; Height 2 [mm]: 25; Thread Size: M62 x 3-6H; Vers. produced by BEHR	8MY 376 737-031	776 Cap, radiator				
				Ø 58 mm; H 25 mm; with seal; Thread Size: M48x3	8MY 376 780-591	776 Cap, radiator				
Citaro N	205 kW		01/98→	Fully Automatic ; Capacity [Litre]: 12,2; Black; Depth [mm]: 444; L 566 mm; Vehicle Trim Level: Fahrerhaus Standart; Vers. langer Füllstutzen / Vers. produced by BEHR; W 289 mm	8MA 376 705-081	778 Expansion Tank, coolant				
				Capacity [Litre]: 12,2; White; Depth [mm]: 444; L 566 mm; Vehicle Trim Level: Fahrerhaus hoch; Vers. Füllstutzen kurz / Vers. produced by BEHR; W 289 mm	8MA 376 705-471	783 Expansion Tank, coolant				
				Capacity [Litre]: 12; White; Depth [mm]: 276; L 561 mm; Vehicle Trim Level: Fahrerhaus Standart; Vers. langer Füllstutzen / Vers. produced by BEHR; W 340 mm	8MA 376 756-721	783 Expansion Tank, coolant				
				Depth [mm]: 52; L 1,065 mm; Vers. produced by BEHR; W 708 mm	8MK 376 722-351	770 Radiator, engine cooling				
				Depth [mm]: 52; L 1,065 mm; without frame; Vers. produced by BEHR; W 708 mm	8MK 376 737-071	771 Radiator, engine cooling				
				Depth [mm]: 52; L 1,216 mm; W 605 mm	8MK 376 792-101	775 Radiator, engine cooling				
				Ø 203 mm; Thermic; Vers. produced by BEHR	8MV 376 757-701	746 Clutch, radiator fan				
				Ø 600 mm; Number of Fan Blades: 8	8MV 376 757-751	755 Fan Wheel, engine cooling				
				Diameter 1/ Diameter 2 [mm]: 72 / 45; H 44 mm; Height 2 [mm]: 25; Thread Size: M62 x 3-6H; Vers. produced by BEHR	8MY 376 737-031	776 Cap, radiator				
				Ø 58 mm; H 25 mm; with seal; Thread Size: M48x3	8MY 376 780-591	776 Cap, radiator				
				Citaro N, Citaro MUE	220 kW		01/98→	Capacity [Litre]: 12,2; Black; Depth [mm]: 444; L 566 mm; Vehicle Trim Level: Fahrerhaus Standart; Vers. langer Füllstutzen / Vers. produced by BEHR; W 289 mm	8MA 376 705-081	778 Expansion Tank, coolant
								Capacity [Litre]: 12,2; White; Depth [mm]: 444; L 566 mm; Vehicle Trim Level: Fahrerhaus hoch; Vers. Füllstutzen kurz / Vers. produced by BEHR; W 289 mm	8MA 376 705-471	783 Expansion Tank, coolant
Capacity [Litre]: 12; White; Depth [mm]: 276; L 561 mm; Vehicle Trim Level: Fahrerhaus Standart; Vers. langer Füllstutzen / Vers. produced by BEHR; W 340 mm	8MA 376 756-721	783 Expansion Tank, coolant								
Depth [mm]: 52; L 1,065 mm; Vers. produced by BEHR; W 708 mm	8MK 376 722-351	770 Radiator, engine cooling								

Manufacturer - Model	Power	Displ.	Year of Constr.	Remark	Part Number	Page	
MERCEDES-BENZ - CITARO (O 530)						01/98→	
Citaro N, Citaro MUE	220 kW		01/98→	Depth [mm]: 52; L 1,065 mm; without frame; Vers. produced by BEHR; W 708 mm	8MK 376 737-071	771 Radiator, engine cooling	
				Depth [mm]: 52; L 1,216 mm; W 605 mm	8MK 376 792-101	775 Radiator, engine cooling	
				Diameter 1/ Diameter 2 [mm]: 72 / 45; H 44 mm; Height 2 [mm]: 25; Thread Size: M62 x 3-6H; Vers. produced by BEHR	8MY 376 737-031	776 Cap, radiator	
				Ø 58 mm; H 25 mm; with seal; Thread Size: M48x3	8MY 376 780-591	776 Cap, radiator	
Citaro N Citaro NG	185 kW		06/00→	Capacity [Litre]: 12; White; Depth [mm]: 276; L 561 mm; Vehicle Trim Level: Fahrerhaus Standard; Vers. langer Füllstutzen / Vers. produced by BEHR; W 340 mm	8MA 376 756-721	783 Expansion Tank, coolant	
	240 kW		04/00→		Ø 654 mm; Number of Fan Blades: 8; Vers. produced by BEHR	8MV 376 733-101	751 Fan Wheel, engine cooling
					Diameter 1/ Diameter 2 [mm]: 72 / 45; H 44 mm; Height 2 [mm]: 25; Thread Size: M62 x 3-6H; Vers. produced by BEHR	8MY 376 737-031	776 Cap, radiator
					Ø 58 mm; H 25 mm; with seal; Thread Size: M48x3	8MY 376 780-591	776 Cap, radiator
MERCEDES-BENZ - CONECTO (O 345)						11/01→	
CONECTO C, H, M, UE CONECTO C, H, M, UE CONECTO C, H, M, UE	185 kW		11/01→	Capacity [Litre]: 12,2; White; Depth [mm]: 444; L 566 mm; Vehicle Trim Level: Fahrerhaus hoch; Vers. Füllstutzen kurz / Vers. produced by BEHR; W 289 mm	8MA 376 705-471	783 Expansion Tank, coolant	
	220 kW		11/01→		Depth [mm]: 52; L 1,015 mm; W 808 mm	8MK 376 792-091	775 Radiator, engine cooling
	260 kW		11/01→		Depth [mm]: 52; L 1,216 mm; W 605 mm	8MK 376 792-101	775 Radiator, engine cooling
					Ø 654 mm; Number of Fan Blades: 8; Vers. produced by BEHR	8MV 376 733-101	751 Fan Wheel, engine cooling
					Diameter 1/ Diameter 2 [mm]: 72 / 45; H 44 mm; Height 2 [mm]: 25; Thread Size: M62 x 3-6H; Vers. produced by BEHR	8MY 376 737-031	776 Cap, radiator
CONECTO C, H, UE	205 kW		11/01→	Capacity [Litre]: 12,2; White; Depth [mm]: 444; L 566 mm; Vehicle Trim Level: Fahrerhaus hoch; Vers. Füllstutzen kurz / Vers. produced by BEHR; W 289 mm	8MA 376 705-471	783 Expansion Tank, coolant	
				Depth [mm]: 52; L 1,015 mm; W 808 mm	8MK 376 792-091	775 Radiator, engine cooling	
				Depth [mm]: 52; L 1,216 mm; W 605 mm	8MK 376 792-101	775 Radiator, engine cooling	
				Ø 654 mm; Number of Fan Blades: 8; Vers. produced by BEHR	8MV 376 733-101	751 Fan Wheel, engine cooling	
				Ø 203 mm; Thermic; Vers. produced by BEHR	8MV 376 757-701	746 Clutch, radiator fan	
				Ø 600 mm; Number of Fan Blades: 8	8MV 376 757-751	755 Fan Wheel, engine cooling	
				Diameter 1/ Diameter 2 [mm]: 72 / 45; H 44 mm; Height 2 [mm]: 25; Thread Size: M62 x 3-6H; Vers. produced by BEHR	8MY 376 737-031	776 Cap, radiator	
MERCEDES-BENZ - ECONIC						01/98→	
1823 L, 1823 LL	170 kW		03/98→	Fully Automatic; Capacity [Litre]: 12,2; Black; Depth [mm]: 444; L 566 mm; Vehicle Trim Level: Fahrerhaus hoch; Vers. Füllstutzen kurz / Vers. produced by BEHR; W 289 mm	8MA 376 705-091	779 Expansion Tank, coolant	
1828 L, 1828 LL	205 kW		03/98→				
2628 LL	205 kW		01/98→				
2628 LL	205 kW		03/98→				
MERCEDES-BENZ - INTEGRO (O 550)						01/06→	
Integro, Integro M Integro, Integro M	220 kW		01/06→	Depth [mm]: 52; L 1,065 mm; Vers. produced by BEHR; W 708 mm	8MK 376 722-351	770 Radiator, engine cooling	
	260 kW		01/06→		Depth [mm]: 52; L 1,065 mm; without frame; Vers. produced by BEHR; W 708 mm	8MK 376 737-071	771 Radiator, engine cooling
					Ø 750 mm; Number of Fan Blades: 8	8MV 376 758-231	755 Fan Wheel, engine cooling
Integro L Integro L Integro L Integro L	210 kW		01/06→	Depth [mm]: 52; L 1,065 mm; Vers. produced by BEHR; W 708 mm	8MK 376 722-351	770 Radiator, engine cooling	
	220 kW		01/06→				
	260 kW		01/06→		Depth [mm]: 52; L 1,065 mm; without frame; Vers. produced by BEHR; W 708 mm	8MK 376 737-071	771 Radiator, engine cooling
	300 kW		01/06→				
MERCEDES-BENZ - LK/LN2						01/84→12/98	
1114,1114 L	95 - 100 kW		01/84→12/98	Capacity [Litre]: 11,4; Depth [mm]: 231; L 588 mm; Vers. produced by BEHR; W 153 mm	8MA 376 705-301	782 Expansion Tank, coolant	
1114 AK	95 - 100 kW		02/87→12/98				
1114 K	95 - 100 kW		03/84→12/98		Manual Transmission; for vehicles with/without air conditioning; Depth [mm]: 34; L 616 mm; W 512 mm	8MK 376 709-711	759 Radiator, engine cooling
1114 S	95 - 100 kW		03/84→12/98				
1314	95 - 100 kW		07/84→12/98				
1314 AK	95 - 100 kW		06/87→12/98				

Manufacturer - Model	Power	Displ.	Year of Constr.	Remark	Part Number	Page	
MERCEDES-BENZ - LK/LN2					01/84→12/98		
1314 K	95 - 100 kW		07/84→12/98	Capacity [Litre]: 11,4; Depth [mm]: 231; L 588 mm; Vers. produced by BEHR; W 153 mm Manual Transmission; for vehicles with/without air conditioning; Depth [mm]: 34; L 616 mm; W 512 mm	8MA 376 705-301	782	
1317 AK	116 - 125 kW		08/84→12/98		Expansion Tank, coolant		
1317 K	125 kW		07/84→12/98		8MK 376 709-711	759	
1514,1514 L	95 - 100 kW		01/84→12/98		Radiator, engine cooling		
1514 K	95 - 100 kW		01/89→12/98				
814,814L	100 kW		03/96→12/98				
814 F	95 - 100 kW		05/86→12/98				
814 F	100 kW		03/96→12/98				
814 O, 814 LO	95 - 100 kW		01/84→12/98				
814 S	100 kW		03/96→12/98				
914	95 - 100 kW		03/84→12/98				
914 AK	95 - 100 kW		02/87→12/98				
914 AK	125 kW		02/87→12/98				
914 K	95 - 100 kW		03/84→12/98				
914 KO	95 - 100 kW		01/87→12/98				
O 1114 ,O 1114 L	95 - 100 kW		01/84→12/98				
1114 A	96 - 102 kW		02/87→12/98		Capacity [Litre]: 11,4; Depth [mm]: 231; L 588 mm; Vers. produced by BEHR; W 153 mm	8MA 376 705-301	782
1117 AK	125 kW		04/84→12/98	Expansion Tank, coolant			
1117 LO	125 kW		03/96→12/98				
1117 O,1117 LO	116 - 125 kW		01/84→12/98				
1314 KO	95 - 100 kW		07/84→12/98				
1317,1317 L	116 - 125 kW		01/84→12/98				
1317,1317 L	125 kW		03/96→12/98				
1317 AK	155 kW		12/92→12/98				
1317 K	125 kW		03/96→12/98				
1317 KO	116 - 125 kW		03/94→12/98				
1317 KO	125 kW		03/96→12/98				
1317 LS	125 kW		03/96→12/98				
1317 S,1317 LS	116 - 125 kW		01/84→12/98				
1320 AK	155 kW		12/92→12/98				
1517,1517 L	116 - 125 kW		01/84→12/98				
1517,1517 L	125 kW		03/96→12/98				
1517 K	116 - 125 kW		01/89→12/98				
1517 K	125 kW		03/96→12/98				
711	90 kW		03/96→12/98				
811	90 kW		03/96→12/98				
811 K	90 kW		03/96→12/98				
814 K	100 kW		03/96→12/98				
814 LO	100 kW		03/96→12/98				
817,817 L	116 - 125 kW		01/84→12/98				
817,817 L	125 kW		03/96→12/98				
817 F	116 - 125 kW		03/84→12/98				
817 F	125 kW		03/96→12/98				
817 K	116 - 125 kW		01/86→12/98				
817 K	125 kW		03/96→12/98				
817 LO	125 kW		03/96→12/98				
817 O, 817 LO	116 - 125 kW		01/84→12/98				
817 S,817 LS	116 - 125 kW		01/84→12/98				
817 S,817 LS	125 kW		03/96→12/98				
917	125 kW		03/94→12/98				
917	125 kW		03/96→12/98				
917 AF	116 - 125 kW		02/87→12/98				
917 AK	125 kW		03/94→12/98				
917 K	125 kW		03/94→12/98				
917 K	125 kW		03/96→12/98				
917 KO	125 kW		03/94→12/98				
917 KO	125 kW		03/96→12/98				
1117,1117 L	116 - 125 kW		01/84→12/98	Capacity [Litre]: 11,4; Depth [mm]: 231; L 588 mm; Vers. produced by BEHR; W 153 mm	8MA 376 705-301	782	
1120,1120 L	148 - 155 kW		01/84→12/98		Expansion Tank, coolant		
1320,1320 L	125 kW		01/84→12/98		8MK 376 709-741	759	
1320,1320 L	148 - 155 kW		01/84→12/98		Radiator, engine cooling		
1320 S,1320 LS	148 - 155 kW		01/84→12/98				
1520,1520 L	150 - 155 kW		01/84→12/98	8MK 376 709-751	760		
				Manual Transmission; for vehicles without air conditioning; Depth [mm]: 47; L 616 mm; Vers. produced by BEHR; W 544 mm	Radiator, engine cooling		
1117,1117 L	125 kW		03/96→12/98	Capacity [Litre]: 11,4; Depth [mm]: 231; L 588 mm; Vers. produced by BEHR; W 153 mm	8MA 376 705-301	782	
1117 A	116 - 125 kW		06/87→12/98		Expansion Tank, coolant		
1117 K	116 - 125 kW		04/84→12/98		8MK 376 709-741	759	
1117 K	125 kW		03/96→12/98		Radiator, engine cooling		
1117 S	125 kW		03/96→12/98				
1117 S,1117 LS	116 - 125 kW		01/84→12/98				
1120 AF	150 - 155 kW		02/87→12/98	Capacity [Litre]: 11,4; Depth [mm]: 231; L 588 mm; Vers. produced by BEHR; W 153 mm	8MA 376 705-301	782	
1120 F	150 - 155 kW		02/90→12/98		Expansion Tank, coolant		
					Depth [mm]: 23; for vehicles with combined radiator/ oil cooler; L 616 mm; Vers. produced by BEHR; W 544 mm	8MK 376 709-741	759
					Manual Transmission; for vehicles without air conditioning; Depth [mm]: 47; L 616 mm; Vers. produced by BEHR; W 544 mm	8MK 376 709-751	760
					Radiator, engine cooling		

Manufacturer - Model	Power	Displ.	Year of Constr.	Remark	Part Number	Page
MERCEDES-BENZ - LK/LN2					01/84→12/98	
1120 L 1320 L	125 kW 177 kW		08/84→12/98 12/92→12/98	Manual Transmission; for vehicles without air conditioning; Depth [mm]: 47; L 616 mm; Vers. produced by BEHR; W 544 mm	8MK 376 709-751 Radiator, engine cooling	760
1120 O, 1120 LO 1120 S, 1120 LS 1124 AF 1124 F 1324, 1324 L 1324 L 1324 S, 1324 LS 1524, 1524 L 1724 2020 L 2024 L	150 - 155 kW 148 - 155 kW 177 kW 155 - 177 kW 170 - 177 kW 150 kW 170 - 177 kW 170 - 177 kW 170 kW 148 - 150 kW 177 kW		01/84→12/98 01/84→12/98 03/92→12/98 03/92→12/98 01/84→12/98 01/91→12/98 01/84→12/98 01/84→12/98 01/84→12/98 01/84→12/98 01/84→12/98	Capacity [Litre]: 11,4; Depth [mm]: 231; L 588 mm; Vers. produced by BEHR; W 153 mm Manual Transmission; for vehicles without air conditioning; Depth [mm]: 47; L 616 mm; Vers. produced by BEHR; W 544 mm	8MA 376 705-301 Expansion Tank, coolant 8MK 376 709-751 Radiator, engine cooling	782 760
1214 A	100 kW		01/84→12/98	Capacity [Litre]: 5,5; Black; Depth [mm]: 181; L 585 mm; Plastic; Vers. produced by BEHR; W 130 mm Capacity [Litre]: 7,2; Black; Depth [mm]: 114; L 540 mm; Metal; Vers. produced by BEHR; W 220 mm Manual Transmission / Automatic Transmission; for vehicles with/without air conditioning; Depth [mm]: 40; L 613 mm; Vers. produced by BEHR; W 537 mm	8MA 376 705-121 Expansion Tank, coolant 8MA 376 705-141 Expansion Tank, coolant 8MK 376 709-431 Radiator, engine cooling	779 780 758
709 709 K 711 809 K 811 811 K 814 K O 814, O 814 L	63 - 66 kW 63 - 66 kW 77 kW 63 - 66 kW 77 kW 77 kW 103 kW 103 kW		03/84→12/98 03/84→10/90 03/94→12/98 03/84→12/98 03/94→12/98 03/94→12/98 03/94→12/98 01/84→12/98	Capacity [Litre]: 8,1; Black; Depth [mm]: 231; L 588 mm; Vers. produced by BEHR; W 101 mm	8MA 376 705-311 Expansion Tank, coolant	782
809	63 - 66 kW		03/84→12/98	Capacity [Litre]: 8,1; Black; Depth [mm]: 231; L 588 mm; Vers. produced by BEHR; W 101 mm Manual Transmission; for vehicles without air conditioning; Depth [mm]: 23; L 428 mm; W 616 mm	8MA 376 705-311 Expansion Tank, coolant 8MK 376 709-701 Radiator, engine cooling	782 759
814, 814 L 814 K 814 S	95 - 100 kW 95 - 100 kW 95 - 100 kW		01/84→12/98 03/84→12/98 03/84→12/98	Capacity [Litre]: 11,4; Depth [mm]: 231; L 588 mm; Vers. produced by BEHR; W 153 mm Manual Transmission / Automatic Transmission; for vehicles with/without air conditioning; Depth [mm]: 40; L 613 mm; Vers. produced by BEHR; W 537 mm Manual Transmission; for vehicles with/without air conditioning; Depth [mm]: 34; L 616 mm; W 512 mm	8MA 376 705-301 Expansion Tank, coolant 8MK 376 709-431 Radiator, engine cooling 8MK 376 709-711 Radiator, engine cooling	782 758 759
814, 814 L	103 kW		01/84→12/98	Capacity [Litre]: 8,1; Black; Depth [mm]: 231; L 588 mm; Vers. produced by BEHR; W 101 mm Manual Transmission / Automatic Transmission; for vehicles with/without air conditioning; Depth [mm]: 40; L 613 mm; Vers. produced by BEHR; W 537 mm Manual Transmission; for vehicles with/without air conditioning; Depth [mm]: 34; L 616 mm; W 512 mm	8MA 376 705-311 Expansion Tank, coolant 8MK 376 709-431 Radiator, engine cooling 8MK 376 709-711 Radiator, engine cooling	782 758 759
814 F 814 S	103 kW 103 kW		03/94→12/98 03/94→12/98	Capacity [Litre]: 8,1; Black; Depth [mm]: 231; L 588 mm; Vers. produced by BEHR; W 101 mm Manual Transmission; for vehicles with/without air conditioning; Depth [mm]: 34; L 616 mm; W 512 mm	8MA 376 705-311 Expansion Tank, coolant 8MK 376 709-711 Radiator, engine cooling	782 759
MERCEDES-BENZ - LP					09/63→	
LP 1013 LP 1013, LPL 1013 LP 1113, LPL 1113 LP 811 LPK 1013 LPK 813 LPK 913 LPO 811 LPS 811 LPS 913	124 kW 96 kW 96 kW 81 kW 96 kW 96 kW 96 kW 96 kW 81 kW 96 kW		11/76→12/84 11/76→12/84 01/80→12/84 10/69→02/73 11/76→12/84 03/73→12/84 01/67→12/84 10/69→ 10/69→02/73 10/69→12/84	Manual Transmission / Automatic Transmission; for vehicles with/without air conditioning; Depth [mm]: 34; L 480 mm; Vers. produced by BEHR; W 573 mm	8MK 376 709-111 Radiator, engine cooling	757
LP 608, LPL 608 LP 709, LPL 709 LPK 608 LPK 709 LPKF 608 LPKF 709 LPO 608 LPO 709 LPS 608, LPLS 608 LPS 709, LPLS 709	63 kW 63 kW 63 kW 63 kW 63 kW 63 kW 63 kW 63 kW 63 kW 63 kW		09/63→12/84 09/63→12/84 10/69→10/77 11/77→12/84 09/63→12/84 11/77→12/84 10/69→10/77 11/77→12/84 09/63→12/84 09/63→12/84	 →4755510; Capacity [Litre]: 6,4; Depth [mm]: 270; L 460 mm; Vers. produced by BEHR; W 74 mm	8MA 376 705-041 Expansion Tank, coolant	778

Manufacturer - Model	Power	Displ.	Year of Constr.	Remark	Part Number	Page
MERCEDES-BENZ - MK					12/87→09/96	
1224 AF	180 kW		02/93→09/96	Capacity [Litre]: 11,8; Depth [mm]: 220; + OE 0005002149; L 552 mm; Vers. produced by BEHR; W 455 mm	8MA 376 705-191	780
				Expansion Tank, coolant		
				Manual Transmission / Automatic Transmission; Vehicle Trim Level: SA W50730/05; for vehicles with/without air conditioning; Depth [mm]: 46; L 632 mm; Vers. produced by BEHR; W 606 mm	8MK 376 709-321	757
				Radiator, engine cooling		
				Depth [mm]: 42; + OE 6525014501; L 730 mm; Vers. produced by BEHR; W 638 mm	8MK 376 721-141	761
				Radiator, engine cooling		
				Manual Transmission / Automatic Transmission; for vehicles with/without air conditioning; Depth [mm]: 34; L 631 mm; Vers. produced by BEHR; W 608 mm	8MK 376 721-281	766
				Radiator, engine cooling		
				Ø 203 mm; Thermic; Vers. produced by BEHR	8MV 376 731-421	744
				Clutch, radiator fan		
1226 AF 1726 LL 1727 L	180 - 200 kW 200 kW 200 kW		02/93→09/96 12/87→09/96 12/88→08/94	Capacity [Litre]: 11,8; Depth [mm]: 220; + OE 0005002149; L 552 mm; Vers. produced by BEHR; W 455 mm	8MA 376 705-191	780
				Expansion Tank, coolant		
				Ø 203 mm; Thermic; Vers. produced by BEHR	8MV 376 731-421	744
				Clutch, radiator fan		
				Ø 680 mm; Number of Fan Blades: 8; Vers. produced by BEHR	8MV 376 733-071 Fan	751
				Wheel, engine cooling		
1226 AF 1426 S, 1426 LS 1627 AF 1726, 1726 L, 1726 LL 1726 AK 1726 K 1726 S, 1726 LS 1729 1729 LS 1926 2426 2426, 2426 L 2426 B 2426 L 2427 B 2429	195 - 218 kW 191 - 195 kW 195 kW 195 - 218 kW 195 kW 195 kW 195 kW 195 - 218 kW 210 - 218 kW 213 kW 195 kW 195 kW 195 kW 195 kW 210 kW 210 kW 210 - 218 kW		02/90→09/93 12/87→09/96 01/92→09/96 12/87→09/96 06/89→08/94 12/88→08/94 12/87→09/96 12/87→09/96 12/87→09/96 12/87→09/96 01/90→08/94 02/90→08/94 02/90→08/94 12/87→09/96 02/90→08/94 12/87→09/96	Capacity [Litre]: 11,8; Depth [mm]: 220; + OE 0005002149; L 552 mm; Vers. produced by BEHR; W 455 mm	8MA 376 705-191	780
				Expansion Tank, coolant		
1226 AF	250 kW		02/93→09/96	Capacity [Litre]: 11,8; Depth [mm]: 220; + OE 0005002149; L 552 mm; Vers. produced by BEHR; W 455 mm	8MA 376 705-191	780
				Expansion Tank, coolant		
				Ø 680 mm; Number of Fan Blades: 8; Thermic; Vers. produced by BEHR	8MV 376 728-181 Fan,	749
				radiator		
				Ø 233 mm; Thermic; to RPM: →1,800; Vers. produced by BEHR	8MV 376 730-061	743
				Clutch, radiator fan		
				Vers. produced by BEHR	8MV 376 733-151 Fan	752
				Wheel, engine cooling		
1227 A	200 kW		01/92→07/92	Capacity [Litre]: 11,8; Depth [mm]: 220; + OE 0005002149; L 552 mm; Vers. produced by BEHR; W 455 mm	8MA 376 705-191	780
				Expansion Tank, coolant		
				Manual Transmission / Automatic Transmission; Vehicle Trim Level: SA W50730/05; for vehicles with/without air conditioning; Depth [mm]: 46; L 632 mm; Vers. produced by BEHR; W 606 mm	8MK 376 709-321	757
				Radiator, engine cooling		
				Manual Transmission / Automatic Transmission; for vehicles with/without air conditioning; Depth [mm]: 34; L 631 mm; Vers. produced by BEHR; W 608 mm	8MK 376 721-281	766
				Radiator, engine cooling		
				Ø 203 mm; Thermic; Vers. produced by BEHR	8MV 376 731-421	744
				Clutch, radiator fan		
				Ø 680 mm; Number of Fan Blades: 8; Vers. produced by BEHR	8MV 376 733-071 Fan	751
				Wheel, engine cooling		
				Vers. produced by BEHR	8MV 376 733-151 Fan	752
				Wheel, engine cooling		
1227 AF, 1227 LAF	200 kW		01/92→07/92	Capacity [Litre]: 11,8; Depth [mm]: 220; + OE 0005002149; L 552 mm; Vers. produced by BEHR; W 455 mm	8MA 376 705-191	780
				Expansion Tank, coolant		
				Capacity [Litre]: 11,8; Depth [mm]: 220; + OE 0005002249; L 552 mm; Vers. produced by BEHR; W 455 mm	8MA 376 705-201	781
				Expansion Tank, coolant		
				Ø 203 mm; Thermic; Vers. produced by BEHR	8MV 376 731-421	744
				Clutch, radiator fan		
				Ø 680 mm; Number of Fan Blades: 8; Vers. produced by BEHR	8MV 376 733-071 Fan	751
				Wheel, engine cooling		

Manufacturer - Model	Power	Displ.	Year of Constr.	Remark	Part Number	Page
MERCEDES-BENZ - MK					12/87→09/96	
1231 AF 1422 F	230 kW 180 - 230 kW		01/92→09/96 02/93→08/94	Capacity [Litre]: 11,8; Depth [mm]: 220; + OE 0005002149; L 552 mm; Vers. produced by BEHR; W 455 mm	8MA 376 705-191 Expansion Tank, coolant	780
				Manual Transmission / Automatic Transmission; Vehicle Trim Level: SA W50730/05; for vehicles with/without air conditioning; Depth [mm]: 46; L 632 mm; Vers. produced by BEHR; W 606 mm	8MK 376 709-321 Radiator, engine cooling	757
				Manual Transmission / Automatic Transmission; for vehicles with/without air conditioning; Depth [mm]: 34; L 631 mm; Vers. produced by BEHR; W 608 mm	8MK 376 721-281 Radiator, engine cooling	766
				Ø 680 mm; Number of Fan Blades: 8; Thermic; Vers. produced by BEHR	8MV 376 728-181 Fan, radiator	749
				Ø 203 mm; Thermic; Vers. produced by BEHR	8MV 376 731-421 Clutch, radiator fan	744
				Ø 680 mm; Number of Fan Blades: 8; Vers. produced by BEHR	8MV 376 733-071 Fan Wheel, engine cooling	751
1234 AF	250 kW		01/92→09/96	Capacity [Litre]: 11,8; Depth [mm]: 220; + OE 0005002249; L 552 mm; Vers. produced by BEHR; W 455 mm	8MA 376 705-201 Expansion Tank, coolant	781
				Ø 680 mm; Number of Fan Blades: 8; Thermic; Vers. produced by BEHR	8MV 376 728-181 Fan, radiator	749
				Ø 233 mm; Thermic; to RPM: →1,800; Vers. produced by BEHR	8MV 376 730-061 Clutch, radiator fan	743
				Vers. produced by BEHR	8MV 376 733-151 Fan Wheel, engine cooling	752
1420 LS 1722 K	155 kW 153 - 165 kW		02/90→09/96 12/88→08/94	Manual Transmission / Automatic Transmission; Vehicle Trim Level: SA W50730/05; for vehicles with/without air conditioning; Depth [mm]: 46; L 632 mm; Vers. produced by BEHR; W 606 mm	8MK 376 709-321 Radiator, engine cooling	757
				Manual Transmission / Automatic Transmission; for vehicles with/without air conditioning; Depth [mm]: 34; L 631 mm; Vers. produced by BEHR; W 608 mm	8MK 376 721-281 Radiator, engine cooling	766
1422 1431 1431 F 1722 K 1831 K	230 kW 230 kW 230 kW 230 kW 230 kW		02/93→08/94 12/87→08/96 12/87→08/96 12/88→08/94 12/88→08/94	Capacity [Litre]: 11,8; Depth [mm]: 220; + OE 0005002149; L 552 mm; Vers. produced by BEHR; W 455 mm	8MA 376 705-191 Expansion Tank, coolant	780
				Manual Transmission / Automatic Transmission; Vehicle Trim Level: SA W50730/05; for vehicles with/without air conditioning; Depth [mm]: 46; L 632 mm; Vers. produced by BEHR; W 606 mm	8MK 376 709-321 Radiator, engine cooling	757
				Manual Transmission / Automatic Transmission; for vehicles with/without air conditioning; Depth [mm]: 34; L 631 mm; Vers. produced by BEHR; W 608 mm	8MK 376 721-281 Radiator, engine cooling	766
				Ø 680 mm; Number of Fan Blades: 8; Thermic; Vers. produced by BEHR	8MV 376 728-181 Fan, radiator	749
				Ø 203 mm; Thermic; Vers. produced by BEHR	8MV 376 731-421 Clutch, radiator fan	744
1422 LS 1722 AK 1824 2427 L	200 kW 200 kW 180 kW 200 kW		02/93→08/94 12/88→08/94 08/92→09/96 12/87→09/96	Capacity [Litre]: 11,8; Depth [mm]: 220; + OE 0005002149; L 552 mm; Vers. produced by BEHR; W 455 mm	8MA 376 705-191 Expansion Tank, coolant	780
				Manual Transmission / Automatic Transmission; Vehicle Trim Level: SA W50730/05; for vehicles with/without air conditioning; Depth [mm]: 46; L 632 mm; Vers. produced by BEHR; W 606 mm	8MK 376 709-321 Radiator, engine cooling	757
				Manual Transmission / Automatic Transmission; for vehicles with/without air conditioning; Depth [mm]: 34; L 631 mm; Vers. produced by BEHR; W 608 mm	8MK 376 721-281 Radiator, engine cooling	766
				Ø 203 mm; Thermic; Vers. produced by BEHR	8MV 376 731-421 Clutch, radiator fan	744
				Ø 680 mm; Number of Fan Blades: 8; Vers. produced by BEHR	8MV 376 733-071 Fan Wheel, engine cooling	751
1424,1424 L 1427 S, 1427 LS 2524 2524,2524 L 2524,2524 L 2524 L	180 - 200 kW 200 kW 180 kW 180 kW 180 - 200 kW 180 kW		12/87→09/96 02/93→09/96 06/92→09/96 12/87→09/96 12/87→09/96 12/87→09/96	Capacity [Litre]: 11,8; Depth [mm]: 220; + OE 0005002249; L 552 mm; Vers. produced by BEHR; W 455 mm	8MA 376 705-201 Expansion Tank, coolant	781
				Manual Transmission / Automatic Transmission; Vehicle Trim Level: SA W50730/05; for vehicles with/without air conditioning; Depth [mm]: 46; L 632 mm; Vers. produced by BEHR; W 606 mm	8MK 376 709-321 Radiator, engine cooling	757
				Automatic Transmission; for vehicles without air conditioning; Depth [mm]: 42; L 810 mm; Vers. produced by BEHR; W 638 mm	8MK 376 721-151 Radiator, engine cooling	761


Manufacturer - Model	Power	Displ.	Year of Constr.	Remark	Part Number	Page
MERCEDES-BENZ - MK					12/87→09/96	
1424,1424 L	180 - 200 kW		12/87→09/96	Manual Transmission / Automatic Transmission; for vehicles with/without air conditioning; Depth [mm]: 34; L 631 mm; Vers. produced by BEHR; W 608 mm	8MK 376 721-281 Radiator, engine cooling	766
1427 S, 1427 LS	200 kW		02/93→09/96			
2524	180 kW		06/92→09/96			
2524,2524 L	180 kW		12/87→09/96			
2524,2524 L	180 - 200 kW		12/87→09/96	Ø 203 mm; Thermic; Vers. produced by BEHR	8MV 376 731-421 Clutch, radiator fan	744
2524 L	180 kW		12/87→09/96	Ø 680 mm; Number of Fan Blades: 8; Vers. produced by BEHR	8MV 376 733-071 Fan Wheel, engine cooling	751
1424 S, 1424 LS	180 - 200 kW		12/87→09/96	Capacity [Litre]: 11,8; Depth [mm]: 220; + OE 0005002149; L 552 mm; Vers. produced by BEHR; W 455 mm	8MA 376 705-191 Expansion Tank, coolant	780
				Capacity [Litre]: 11,8; Depth [mm]: 220; + OE 0005002249; L 552 mm; Vers. produced by BEHR; W 455 mm	8MA 376 705-201 Expansion Tank, coolant	781
				Manual Transmission / Automatic Transmission; Vehicle Trim Level: SA W50730/05; for vehicles with/without air conditioning; Depth [mm]: 46; L 632 mm; Vers. produced by BEHR; W 606 mm	8MK 376 709-321 Radiator, engine cooling	757
				Automatic Transmission; for vehicles without air conditioning; Depth [mm]: 42; L 810 mm; Vers. produced by BEHR; W 638 mm	8MK 376 721-151 Radiator, engine cooling	761
				Ø 203 mm; Thermic; Vers. produced by BEHR	8MV 376 731-421 Clutch, radiator fan	744
				Ø 680 mm; Number of Fan Blades: 8; Vers. produced by BEHR	8MV 376 733-071 Fan Wheel, engine cooling	751
1427	200 kW		02/93→09/96	Capacity [Litre]: 11,8; Depth [mm]: 220; + OE 0005002249; L 552 mm; Vers. produced by BEHR; W 455 mm	8MA 376 705-201 Expansion Tank, coolant	781
1427 F	200 kW		02/93→09/96			
1427 L	200 kW		12/87→09/96			
1624 S	180 kW		12/87→09/96	Automatic Transmission; for vehicles without air conditioning; Depth [mm]: 42; L 810 mm; Vers. produced by BEHR; W 638 mm	8MK 376 721-151 Radiator, engine cooling	761
1824,1824 L	180 kW		12/87→09/96			
1827 AK	200 kW		08/92→09/96			
2327 L	200 kW		12/87→09/96	Ø 203 mm; Thermic; Vers. produced by BEHR	8MV 376 731-421 Clutch, radiator fan	744
2524	180 kW		01/94→09/96			
2524 K	180 kW		01/94→09/96	Ø 680 mm; Number of Fan Blades: 8; Vers. produced by BEHR	8MV 376 733-071 Fan Wheel, engine cooling	751
2527 B	200 kW		03/91→09/96			
2527 B	200 kW		01/94→09/96			
2527 K	200 kW		10/93→09/96			
2527 L	200 kW		12/87→09/96			
1427 LS	200 kW		02/93→09/96	Capacity [Litre]: 11,8; Depth [mm]: 220; + OE 0005002249; L 552 mm; Vers. produced by BEHR; W 455 mm	8MA 376 705-201 Expansion Tank, coolant	781
1827 K	200 kW		01/94→09/96			
2527 K	200 kW		01/94→09/96	Automatic Transmission; for vehicles without air conditioning; Depth [mm]: 42; L 810 mm; Vers. produced by BEHR; W 638 mm	8MK 376 721-151 Radiator, engine cooling	761
				Ø 203 mm; Thermic; Vers. produced by BEHR	8MV 376 731-421 Clutch, radiator fan	744
1722, 1722 L, 1722 LL	160 - 165 kW		08/88→08/94	Capacity [Litre]: 11,8; Depth [mm]: 220; + OE 0005002149; L 552 mm; Vers. produced by BEHR; W 455 mm	8MA 376 705-191 Expansion Tank, coolant	780
				Capacity [Litre]: 11,8; Depth [mm]: 220; + OE 0005002249; L 552 mm; Vers. produced by BEHR; W 455 mm	8MA 376 705-201 Expansion Tank, coolant	781
				Manual Transmission / Automatic Transmission; Vehicle Trim Level: SA W50730/05; for vehicles with/without air conditioning; Depth [mm]: 46; L 632 mm; Vers. produced by BEHR; W 606 mm	8MK 376 709-321 Radiator, engine cooling	757
				Automatic Transmission; for vehicles without air conditioning; Depth [mm]: 42; L 810 mm; Vers. produced by BEHR; W 638 mm	8MK 376 721-151 Radiator, engine cooling	761
				Depth [mm]: 42; L 850 mm; Vers. produced by BEHR; W 638 mm	8MK 376 721-171 Radiator, engine cooling	762
				Manual Transmission / Automatic Transmission; for vehicles with/without air conditioning; Depth [mm]: 34; L 631 mm; Vers. produced by BEHR; W 608 mm	8MK 376 721-281 Radiator, engine cooling	766
1722 L	150 kW		12/88→08/94	Capacity [Litre]: 11,8; Depth [mm]: 220; + OE 0005002149; L 552 mm; Vers. produced by BEHR; W 455 mm	8MA 376 705-191 Expansion Tank, coolant	780
2420,2420 L	150 - 155 kW		12/87→09/96			
				Manual Transmission / Automatic Transmission; Vehicle Trim Level: SA W50730/05; for vehicles with/without air conditioning; Depth [mm]: 46; L 632 mm; Vers. produced by BEHR; W 606 mm	8MK 376 709-321 Radiator, engine cooling	757
				Manual Transmission / Automatic Transmission; for vehicles with/without air conditioning; Depth [mm]: 40; L 613 mm; Vers. produced by BEHR; W 537 mm	8MK 376 709-431 Radiator, engine cooling	758
				Manual Transmission / Automatic Transmission; for vehicles with/without air conditioning; Depth [mm]: 34; L 631 mm; Vers. produced by BEHR; W 608 mm	8MK 376 721-281 Radiator, engine cooling	766

Manufacturer - Model	Power	Displ.	Year of Constr.	Remark	Part Number	Page
MERCEDES-BENZ - MK					12/87→09/96	
1726 L, 1726 LL 2426 L	250 kW 250 kW		12/88→08/94 02/90→08/94	Capacity [Litre]: 11,8; Depth [mm]: 220; + OE 0005002149; L 552 mm; Vers. produced by BEHR; W 455 mm Ø 680 mm; Number of Fan Blades: 8; Thermic; Vers. produced by BEHR	8MA 376 705-191 Expansion Tank, coolant 8MV 376 728-181 Fan, radiator	780 749
1733,1733 L, 1734 L	243 - 250 kW		12/87→09/96	Capacity [Litre]: 11,8; Depth [mm]: 220; + OE 0005002149; L 552 mm; Vers. produced by BEHR; W 455 mm Capacity [Litre]: 11,8; Depth [mm]: 220; + OE 0005002249; L 552 mm; Vers. produced by BEHR; W 455 mm Automatic Transmission; for vehicles without air conditioning; Depth [mm]: 42; L 810 mm; Vers. produced by BEHR; W 638 mm Depth [mm]: 42; L 850 mm; Vers. produced by BEHR; W 638 mm Ø 680 mm; Number of Fan Blades: 8; Thermic; Vers. produced by BEHR Ø 233 mm; Thermic; to RPM: →1,800; Vers. produced by BEHR Vers. produced by BEHR	8MA 376 705-191 Expansion Tank, coolant 8MA 376 705-201 Expansion Tank, coolant 8MK 376 721-151 Radiator, engine cooling 8MK 376 721-171 Radiator, engine cooling 8MV 376 728-181 Fan, radiator 8MV 376 730-061 Clutch, radiator fan 8MV 376 733-151 Fan Wheel, engine cooling	780 781 761 762 749 743 752
1733 S,1733 LS 2433 K 2433 S,2433 LS	243 - 249 kW 249 kW 243 - 249 kW		12/87→09/96 09/89→07/92 12/87→09/96	Capacity [Litre]: 11,8; Depth [mm]: 220; + OE 0005002249; L 552 mm; Vers. produced by BEHR; W 455 mm Automatic Transmission; for vehicles without air conditioning; Depth [mm]: 42; L 810 mm; Vers. produced by BEHR; W 638 mm Depth [mm]: 42; L 850 mm; Vers. produced by BEHR; W 638 mm Ø 680 mm; Number of Fan Blades: 8; Thermic; Vers. produced by BEHR	8MA 376 705-201 Expansion Tank, coolant 8MK 376 721-151 Radiator, engine cooling 8MK 376 721-171 Radiator, engine cooling 8MV 376 728-181 Fan, radiator	781 761 762 749
1820 K	155 kW		05/92→09/96	Manual Transmission / Automatic Transmission; Vehicle Trim Level: SA W50800/11; for vehicles with/without air conditioning; Depth [mm]: 46; L 632 mm; Vers. produced by BEHR; W 606 mm Manual Transmission / Automatic Transmission; for vehicles with/without air conditioning; Depth [mm]: 34; L 631 mm; Vers. produced by BEHR; W 608 mm	8MK 376 709-321 Radiator, engine cooling 8MK 376 721-281 Radiator, engine cooling	757 766
1824 1824 AK 1824 K 1824 K	180 kW 180 - 230 kW 180 kW 180 kW		01/94→09/96 01/94→09/96 08/92→09/96 01/94→09/96	Capacity [Litre]: 11,8; Depth [mm]: 220; + OE 0005002249; L 552 mm; Vers. produced by BEHR; W 455 mm Ø 203 mm; Thermic; Vers. produced by BEHR Ø 680 mm; Number of Fan Blades: 8; Vers. produced by BEHR	8MA 376 705-201 Expansion Tank, coolant 8MV 376 731-421 Clutch, radiator fan 8MV 376 733-071 Fan Wheel, engine cooling	781 744 751
1824 AK	180 kW		08/92→09/96	Capacity [Litre]: 11,8; Depth [mm]: 220; + OE 0005002149; L 552 mm; Vers. produced by BEHR; W 455 mm Capacity [Litre]: 11,8; Depth [mm]: 220; + OE 0005002249; L 552 mm; Vers. produced by BEHR; W 455 mm Manual Transmission / Automatic Transmission; Vehicle Trim Level: SA W50730/05; for vehicles with/without air conditioning; Depth [mm]: 46; L 632 mm; Vers. produced by BEHR; W 606 mm Manual Transmission / Automatic Transmission; for vehicles with/without air conditioning; Depth [mm]: 34; L 631 mm; Vers. produced by BEHR; W 608 mm Ø 203 mm; Thermic; Vers. produced by BEHR Ø 680 mm; Number of Fan Blades: 8; Vers. produced by BEHR	8MA 376 705-191 Expansion Tank, coolant 8MA 376 705-201 Expansion Tank, coolant 8MK 376 709-321 Radiator, engine cooling 8MK 376 721-281 Radiator, engine cooling 8MV 376 731-421 Clutch, radiator fan 8MV 376 733-071 Fan Wheel, engine cooling	780 781 757 766 744 751
1827,1827 L 1827 S,1827 LS 2527	200 kW 200 kW 200 kW		12/87→09/96 12/87→09/96 10/93→09/96	Capacity [Litre]: 11,8; Depth [mm]: 220; + OE 0005002249; L 552 mm; Vers. produced by BEHR; W 455 mm Automatic Transmission; for vehicles without air conditioning; Depth [mm]: 42; L 810 mm; Vers. produced by BEHR; W 638 mm Ø 203 mm; Thermic; Vers. produced by BEHR Ø 680 mm; Number of Fan Blades: 8; Vers. produced by BEHR Vers. produced by BEHR	8MA 376 705-201 Expansion Tank, coolant 8MK 376 721-151 Radiator, engine cooling 8MV 376 731-421 Clutch, radiator fan 8MV 376 733-071 Fan Wheel, engine cooling 8MV 376 733-151 Fan Wheel, engine cooling	781 761 744 751 752

Manufacturer - Model	Power	Displ.	Year of Constr.	Remark	Part Number	Page
MERCEDES-BENZ - MK					12/87→09/96	
1831,1831 L	230 kW		12/87→09/96	Capacity [Litre]: 11,8; Depth [mm]: 220; + OE 0005002249; L 552 mm; Vers. produced by BEHR; W 455 mm	8MA 376 705-201 Expansion Tank, coolant	781
1831 S,1831 LS	230 kW		12/87→09/96			
2527 L	200 - 230 kW		01/94→09/96			
2531,2531 L	230 kW		12/87→09/96	Automatic Transmission; for vehicles without air conditioning; Depth [mm]: 42; L 810 mm; Vers. produced by BEHR; W 638 mm	8MK 376 721-151 Radiator, engine cooling	761
				Ø 680 mm; Number of Fan Blades: 8; Thermic; Vers. produced by BEHR	8MV 376 728-181 Fan, radiator	749
				Ø 203 mm; Thermic; Vers. produced by BEHR	8MV 376 731-421 Clutch, radiator fan	744
				Ø 680 mm; Number of Fan Blades: 8; Vers. produced by BEHR	8MV 376 733-071 Fan Wheel, engine cooling	751
				Vers. produced by BEHR	8MV 376 733-151 Fan Wheel, engine cooling	752
1831 K	280 kW		12/88→08/94	Capacity [Litre]: 11,8; Depth [mm]: 220; + OE 0005002149; L 552 mm; Vers. produced by BEHR; W 455 mm	8MA 376 705-191 Expansion Tank, coolant	780
				Manual Transmission / Automatic Transmission; Vehicle Trim Level: SA W50730/05; for vehicles with/without air conditioning; Depth [mm]: 46; L 632 mm; Vers. produced by BEHR; W 606 mm	8MK 376 709-321 Radiator, engine cooling	757
				Manual Transmission / Automatic Transmission; for vehicles with/without air conditioning; Depth [mm]: 34; L 631 mm; Vers. produced by BEHR; W 608 mm	8MK 376 721-281 Radiator, engine cooling	766
				Ø 233 mm; Thermic; to RPM: →1,800; Vers. produced by BEHR	8MV 376 730-061 Clutch, radiator fan	743
				Vers. produced by BEHR	8MV 376 733-151 Fan Wheel, engine cooling	752
1834,1834 L	250 kW		12/87→09/96	Capacity [Litre]: 11,8; Depth [mm]: 220; + OE 0005002249; L 552 mm; Vers. produced by BEHR; W 455 mm	8MA 376 705-201 Expansion Tank, coolant	781
1834 S,1834 LS	250 kW		12/87→09/96			
2433,2433 L, 2434 L	243 - 250 kW		12/87→09/96			
2534,2534 L	250 kW		12/87→09/96	Automatic Transmission; for vehicles without air conditioning; Depth [mm]: 42; L 810 mm; Vers. produced by BEHR; W 638 mm	8MK 376 721-151 Radiator, engine cooling	761
2534 K	250 kW		01/91→09/96			
2534 S,2534 LS	250 kW		12/87→09/96	Depth [mm]: 42; L 850 mm; Vers. produced by BEHR; W 638 mm	8MK 376 721-171 Radiator, engine cooling	762
				Ø 680 mm; Number of Fan Blades: 8; Thermic; Vers. produced by BEHR	8MV 376 728-181 Fan, radiator	749
				Ø 233 mm; Thermic; to RPM: →1,800; Vers. produced by BEHR	8MV 376 730-061 Clutch, radiator fan	743
				Vers. produced by BEHR	8MV 376 733-151 Fan Wheel, engine cooling	752
2426 L	200 - 230 kW		02/90→08/94	Ø 680 mm; Number of Fan Blades: 8; Thermic; Vers. produced by BEHR	8MV 376 728-181 Fan, radiator	749
				Ø 203 mm; Thermic; Vers. produced by BEHR	8MV 376 731-421 Clutch, radiator fan	744
				Ø 680 mm; Number of Fan Blades: 8; Vers. produced by BEHR	8MV 376 733-071 Fan Wheel, engine cooling	751
2427 B	200 kW		02/90→08/94	Capacity [Litre]: 11,8; Depth [mm]: 220; + OE 0005002149; L 552 mm; Vers. produced by BEHR; W 455 mm	8MA 376 705-191 Expansion Tank, coolant	780
				Ø 203 mm; Thermic; Vers. produced by BEHR	8MV 376 731-421 Clutch, radiator fan	744
2431	230 kW		12/87→09/96	Capacity [Litre]: 11,8; Depth [mm]: 220; + OE 0005002149; L 552 mm; Vers. produced by BEHR; W 455 mm	8MA 376 705-191 Expansion Tank, coolant	780
				Capacity [Litre]: 11,8; Depth [mm]: 220; + OE 0005002249; L 552 mm; Vers. produced by BEHR; W 455 mm	8MA 376 705-201 Expansion Tank, coolant	781
				Automatic Transmission; for vehicles without air conditioning; Depth [mm]: 42; L 810 mm; Vers. produced by BEHR; W 638 mm	8MK 376 721-151 Radiator, engine cooling	761
				Ø 680 mm; Number of Fan Blades: 8; Thermic; Vers. produced by BEHR	8MV 376 728-181 Fan, radiator	749
				Ø 203 mm; Thermic; Vers. produced by BEHR	8MV 376 731-421 Clutch, radiator fan	744
				Ø 680 mm; Number of Fan Blades: 8; Vers. produced by BEHR	8MV 376 733-071 Fan Wheel, engine cooling	751
2433 L	230 kW		12/87→09/96	Capacity [Litre]: 11,8; Depth [mm]: 220; + OE 0005002149; L 552 mm; Vers. produced by BEHR; W 455 mm	8MA 376 705-191 Expansion Tank, coolant	780
				Depth [mm]: 42; L 815 mm; Vers. produced by BEHR; W 668 mm	8MK 376 721-261 Radiator, engine cooling	765
				Ø 680 mm; Number of Fan Blades: 8; Thermic; Vers. produced by BEHR	8MV 376 728-181 Fan, radiator	749
				Ø 203 mm; Thermic; Vers. produced by BEHR	8MV 376 731-421 Clutch, radiator fan	744

Manufacturer - Model	Power	Displ.	Year of Constr.	Remark	Part Number	Page
MERCEDES-BENZ - MK						12/87→09/96
2433 L	243 kW		12/87→09/96	Capacity [Litre]: 11,8; Depth [mm]: 220; + OE 0005002149; L 552 mm; Vers. produced by BEHR; W 455 mm	8MA 376 705-191	780 Expansion Tank, coolant
				Depth [mm]: 42; L 815 mm; Vers. produced by BEHR; W 668 mm	8MK 376 721-261	765 Radiator, engine cooling
				Ø 233 mm; Thermic; to RPM: →1,800; Vers. produced by BEHR	8MV 376 730-061	743 Clutch, radiator fan
2433 S	243 - 250 kW		12/87→09/96	Capacity [Litre]: 11,8; Depth [mm]: 220; + OE 0005002149; L 552 mm; Vers. produced by BEHR; W 455 mm	8MA 376 705-191	780 Expansion Tank, coolant
				Capacity [Litre]: 11,8; Depth [mm]: 220; + OE 0005002249; L 552 mm; Vers. produced by BEHR; W 455 mm	8MA 376 705-201	781 Expansion Tank, coolant
				Manual Transmission / Automatic Transmission; Vehicle Trim Level: SA W50730/05; for vehicles with/without air conditioning; Depth [mm]: 46; L 632 mm; Vers. produced by BEHR; W 606 mm	8MK 376 709-321	757 Radiator, engine cooling
				Automatic Transmission; for vehicles without air conditioning; Depth [mm]: 42; L 810 mm; Vers. produced by BEHR; W 638 mm	8MK 376 721-151	761 Radiator, engine cooling
				Depth [mm]: 42; L 850 mm; Vers. produced by BEHR; W 638 mm	8MK 376 721-171	762 Radiator, engine cooling
				Manual Transmission / Automatic Transmission; for vehicles with/without air conditioning; Depth [mm]: 34; L 631 mm; Vers. produced by BEHR; W 608 mm	8MK 376 721-281	766 Radiator, engine cooling
				Ø 680 mm; Number of Fan Blades: 8; Thermic; Vers. produced by BEHR	8MV 376 728-181 Fan,	749 radiator
				Ø 233 mm; Thermic; to RPM: →1,800; Vers. produced by BEHR	8MV 376 730-061	743 Clutch, radiator fan
				Vers. produced by BEHR	8MV 376 733-151 Fan	752 Wheel, engine cooling
				2524 K	180 kW	
Automatic Transmission; for vehicles without air conditioning; Depth [mm]: 42; L 810 mm; Vers. produced by BEHR; W 638 mm	8MK 376 721-151	761 Radiator, engine cooling				
Ø 680 mm; Number of Fan Blades: 8; Vers. produced by BEHR	8MV 376 733-071 Fan	751 Wheel, engine cooling				
2527	200 kW		01/94→09/96	Capacity [Litre]: 11,8; Depth [mm]: 220; + OE 0005002249; L 552 mm; Vers. produced by BEHR; W 455 mm	8MA 376 705-201	781 Expansion Tank, coolant
				Automatic Transmission; for vehicles without air conditioning; Depth [mm]: 42; L 810 mm; Vers. produced by BEHR; W 638 mm	8MK 376 721-151	761 Radiator, engine cooling
				Ø 203 mm; Thermic; Vers. produced by BEHR	8MV 376 731-421	744 Clutch, radiator fan
				Vers. produced by BEHR	8MV 376 733-151 Fan	752 Wheel, engine cooling
2527 L	195 kW		03/91→08/94	Capacity [Litre]: 11,8; Depth [mm]: 220; + OE 0005002149; L 552 mm; Vers. produced by BEHR; W 455 mm	8MA 376 705-191	780 Expansion Tank, coolant
				Manual Transmission / Automatic Transmission; Vehicle Trim Level: SA W50730/05; for vehicles with/without air conditioning; Depth [mm]: 46; L 632 mm; Vers. produced by BEHR; W 606 mm	8MK 376 709-321	757 Radiator, engine cooling
				Manual Transmission / Automatic Transmission; for vehicles with/without air conditioning; Depth [mm]: 34; L 631 mm; Vers. produced by BEHR; W 608 mm	8MK 376 721-281	766 Radiator, engine cooling
				Vers. produced by BEHR	8MV 376 733-151 Fan	752 Wheel, engine cooling
2527 L	200 - 230 kW		09/92→09/96	Capacity [Litre]: 11,8; Depth [mm]: 220; + OE 0005002149; L 552 mm; Vers. produced by BEHR; W 455 mm	8MA 376 705-191	780 Expansion Tank, coolant
				Capacity [Litre]: 11,8; Depth [mm]: 220; + OE 0005002249; L 552 mm; Vers. produced by BEHR; W 455 mm	8MA 376 705-201	781 Expansion Tank, coolant
				Manual Transmission / Automatic Transmission; Vehicle Trim Level: SA W50730/05; for vehicles with/without air conditioning; Depth [mm]: 46; L 632 mm; Vers. produced by BEHR; W 606 mm	8MK 376 709-321	757 Radiator, engine cooling
				Automatic Transmission; for vehicles without air conditioning; Depth [mm]: 42; L 810 mm; Vers. produced by BEHR; W 638 mm	8MK 376 721-151	761 Radiator, engine cooling
				Manual Transmission / Automatic Transmission; for vehicles with/without air conditioning; Depth [mm]: 34; L 631 mm; Vers. produced by BEHR; W 608 mm	8MK 376 721-281	766 Radiator, engine cooling
				Vers. produced by BEHR		

Manufacturer - Model	Power	Displ.	Year of Constr.	Remark	Part Number	Page			
MERCEDES-BENZ - MK						12/87→09/96			
2527 L	200 - 230 kW		09/92→09/96	Ø 680 mm; Number of Fan Blades: 8; Thermic; Vers. produced by BEHR	8MV 376 728-181 Fan, radiator	749			
				Ø 203 mm; Thermic; Vers. produced by BEHR	8MV 376 731-421 Clutch, radiator fan	744			
				Ø 680 mm; Number of Fan Blades: 8; Vers. produced by BEHR	8MV 376 733-071 Fan Wheel, engine cooling	751			
				Vers. produced by BEHR	8MV 376 733-151 Fan Wheel, engine cooling	752			
2531 B 2534 L	230 kW		12/87→09/96	Capacity [Litre]: 11,8; Depth [mm]: 220; + OE 0005002249; L 552 mm; Vers. produced by BEHR; W 455 mm	8MA 376 705-201 Expansion Tank, coolant	781			
				Automatic Transmission; for vehicles without air conditioning; Depth [mm]: 42; L 810 mm; Vers. produced by BEHR; W 638 mm	8MK 376 721-151 Radiator, engine cooling	761			
				Ø 680 mm; Number of Fan Blades: 8; Thermic; Vers. produced by BEHR	8MV 376 728-181 Fan, radiator	749			
				Ø 203 mm; Thermic; Vers. produced by BEHR	8MV 376 731-421 Clutch, radiator fan	744			
2531 L 3231 L	230 kW		12/87→09/96	Capacity [Litre]: 11,8; Depth [mm]: 220; + OE 0005002249; L 552 mm; Vers. produced by BEHR; W 455 mm	8MA 376 705-201 Expansion Tank, coolant	781			
				Automatic Transmission; for vehicles without air conditioning; Depth [mm]: 42; L 810 mm; Vers. produced by BEHR; W 638 mm	8MK 376 721-151 Radiator, engine cooling	761			
				Ø 680 mm; Number of Fan Blades: 8; Thermic; Vers. produced by BEHR	8MV 376 728-181 Fan, radiator	749			
				Ø 203 mm; Thermic; Vers. produced by BEHR	8MV 376 731-421 Clutch, radiator fan	744			
2531 L	250 kW		12/87→09/96	Capacity [Litre]: 11,8; Depth [mm]: 220; + OE 0005002249; L 552 mm; Vers. produced by BEHR; W 455 mm	8MA 376 705-201 Expansion Tank, coolant	781			
				Automatic Transmission; for vehicles without air conditioning; Depth [mm]: 42; L 810 mm; Vers. produced by BEHR; W 638 mm	8MK 376 721-151 Radiator, engine cooling	761			
				Ø 233 mm; Thermic; to RPM: →1,800; Vers. produced by BEHR	8MV 376 730-061 Clutch, radiator fan	743			
				Vers. produced by BEHR	8MV 376 733-151 Fan Wheel, engine cooling	752			
2534 L	250 kW		12/87→09/96	Capacity [Litre]: 11,8; Depth [mm]: 220; + OE 0005002249; L 552 mm; Vers. produced by BEHR; W 455 mm	8MA 376 705-201 Expansion Tank, coolant	781			
				Automatic Transmission; for vehicles without air conditioning; Depth [mm]: 42; L 810 mm; Vers. produced by BEHR; W 638 mm	8MK 376 721-151 Radiator, engine cooling	761			
				Ø 680 mm; Number of Fan Blades: 8; Thermic; Vers. produced by BEHR	8MV 376 728-181 Fan, radiator	749			
				Ø 233 mm; Thermic; to RPM: →1,800; Vers. produced by BEHR	8MV 376 730-061 Clutch, radiator fan	743			
				Ø 203 mm; Thermic; Vers. produced by BEHR	8MV 376 731-421 Clutch, radiator fan	744			
				Vers. produced by BEHR	8MV 376 733-151 Fan Wheel, engine cooling	752			
				MERCEDES-BENZ - NG					
				08/73→09/96					
1013	96 kW		02/76→12/84	Capacity [Litre]: 6,4; Depth [mm]: 270; L 460 mm; Vers. produced by BEHR; W 74 mm	8MA 376 705-041 Expansion Tank, coolant	778			
1013 A	96 kW		02/76→12/86						
1013 AK	96 kW		02/76→12/84						
1013 K	96 kW		02/76→12/84						
1013 KO	96 kW		02/76→12/84						
1013 S	96 kW		02/76→12/84						
1017	124 kW		11/75→02/91						
1017 A	124 kW		11/75→02/91						
1017 AK	124 kW		02/76→12/84						
1017 AS	124 kW		04/77→09/85						
1017 K	124 kW		02/76→12/84						
1017 KO,1017 F	124 kW		08/73→09/96						
1017 S,1017 LS	124 kW		08/73→09/96						
1217,1217 L	124 kW		08/73→09/96						
1217 A	124 kW		09/75→09/85						
1217 AK	124 kW		09/75→09/85						
1217 AS	124 kW		09/75→09/85						
1217 K	124 kW		09/75→12/84						
1217 KO	124 kW		09/75→09/85						
1217 S,1217 LS	124 kW		08/73→09/96						
1219 A	141 kW		09/75→12/82						
1413	96 kW		09/75→12/84						
1413 A	96 kW		09/75→12/84						

Manufacturer - Model	Power	Displ.	Year of Constr.	Remark	Part Number	Page			
MERCEDES-BENZ - NG						08/73→09/96			
1413 AK	96 kW		09/75→12/84	Capacity [Litre]: 6,4; Depth [mm]: 270; L 460 mm; Vers. produced by BEHR; W 74 mm	8MA 376 705-041	778 Expansion Tank, coolant			
1413 AKO	96 kW		09/75→12/84						
1413 K	96 kW		09/75→12/84						
1413 KO	96 kW		09/75→12/84						
1417	124 kW		05/75→12/84						
1417 A	124 kW		05/75→12/84						
1417 AK	124 kW		05/75→12/84						
1417 K	124 kW		05/75→12/84						
1417 KO	124 kW		05/75→12/84						
1617 AK	124 kW		01/75→07/85						
1617 K	124 kW		01/75→07/85						
1617 KO	124 kW		01/75→07/85						
1617 S	124 kW		01/75→07/85						
1619,1619 L	141 kW		08/73→09/96						
1619 K	141 kW		11/74→12/82						
1619 KO	141 kW		11/74→01/87						
2219	141 kW		06/76→01/87						
2626 AB	188 kW		05/74→12/80						
2626 AS	188 kW		06/75→03/81						
2626 B	188 kW		05/74→12/80						
2632 AS	235 - 236 kW		05/74→09/83						
1213	96 kW		09/75→05/86				Vehicle Trim Level: ohne DC Pritsche; Capacity [Litre]: 6,4; Depth [mm]: 270; L 460 mm; Vers. produced by BEHR; W 74 mm	8MA 376 705-041	778 Expansion Tank, coolant
1213 A	96 kW		09/75→05/86						
1213 AKO	96 kW		09/75→05/86						
1213 AS	96 kW		09/75→05/86						
1213 K	96 kW		09/75→05/86						
1213 KO	96 kW		09/75→05/86						
1217 CA	125 kW		05/82→10/90	Capacity [Litre]: 5,5; Black; Depth [mm]: 181; L 585 mm; Plastic; Vers. produced by BEHR; W 130 mm	8MA 376 705-121	779 Expansion Tank, coolant			
1222	159 kW		07/82→02/90						
1222 A	159 kW		05/82→10/90	Capacity [Litre]: 7,2; Black; Depth [mm]: 114; L 540 mm; Metal; Vers. produced by BEHR; W 220 mm	8MA 376 705-141	780 Expansion Tank, coolant			
1414	100 kW		04/84→03/91						
1414 K	100 kW		04/84→03/91	Manual Transmission / Automatic Transmission; for vehicles with/without air conditioning; Depth [mm]: 40; L 613 mm; Vers. produced by BEHR; W 537 mm	8MK 376 709-431	758 Radiator, engine cooling			
1417 C	125 kW		04/84→03/91						
1417 CA	125 kW		04/84→03/91						
1417 CAK	125 kW		04/84→03/91						
1417 CK	125 kW		04/84→03/91						
1614	100 kW		04/84→03/91						
1614 K	100 kW		04/84→03/91						
1617 C,1617 CL	125 kW		08/73→09/96						
1617 CAK	125 kW		04/84→03/91						
1617 CK	125 kW		04/84→03/91						
1617 CS	125 kW		04/84→03/91						
1622 S	159 kW		05/82→03/91						
1814	100 kW		04/84→03/91						
2222,2222 L	159 kW		08/73→09/96						
2222 B	150 - 159 kW		05/82→03/91						
2222 K	159 kW		05/82→10/89						
2222 K	159 kW		05/82→03/91						
2222 L	159 - 165 kW		08/73→09/96						
2225	184 kW		04/85→03/91						
2422	160 - 165 kW		08/73→09/96						
2422	159 - 165 kW		10/81→10/90						
2422 K	159 kW		10/81→03/91						
1219	141 kW		09/75→09/84				 →4611119; Capacity [Litre]: 6,4; Depth [mm]: 270; L 460 mm; Vers. produced by BEHR; W 74 mm	8MA 376 705-041	778 Expansion Tank, coolant
1219 AF	141 kW		09/75→09/84						
1219 AK	141 kW		09/75→12/84						
1219 F	141 kW		09/75→09/84						
1219 K	141 kW		09/75→09/84						
1219 S	141 kW		09/75→09/84						
1222 AF	159 kW		05/82→12/91	Capacity [Litre]: 5,5; Black; Depth [mm]: 181; L 585 mm; Plastic; Vers. produced by BEHR; W 130 mm	8MA 376 705-121	779 Expansion Tank, coolant			
1222 F	159 kW		05/82→12/91						
1225 AF	206 kW		05/82→12/91						
1228 AF	206 kW		05/82→12/91						
1419 C,1419 CL	141 kW		08/73→09/96						
1420 LS	150 kW		07/85→03/91						
1425 AF	184 kW		08/73→09/96						
1428 AF	206 kW		08/73→09/96						
1428 F	206 kW		05/82→12/91						
1429 AF	213 kW		08/73→09/96						
1619 C,1619 CL	141 kW		08/73→09/96						
1622 AK	159 kW		05/82→10/89						
1628,1628 L	206 kW		08/73→09/96						
1628 A	206 kW		01/80→05/89						
1628 S,1628 LS	206 kW		08/73→09/96						
1633,1633 L	243 kW		08/73→09/96						
1633 S,1633 LS	243 kW		08/73→09/96						
1635,1635 L	260 kW		08/73→09/96						
1635 K	260 kW		02/86→07/89						
1635 S,1635 LS	260 kW		08/73→09/96						
1636,1636 L	261 kW		08/73→09/96						

Manufacturer - Model	Power	Displ.	Year of Constr.	Remark	Part Number	Page
MERCEDES-BENZ - NG						08/73→09/96
1636 S,1636 LS	261 kW		08/73→09/96	Capacity [Litre]: 5,5; Black; Depth [mm]: 181; L 585 mm; Plastic; Vers. produced by BEHR; W 130 mm	8MA 376 705-121	779
1928,1928 L	206 kW		08/73→09/96			
1928 A	206 kW		01/80→03/91			
1928 AK	206 kW		01/80→03/91			
1928 AS	206 kW		01/80→03/91			
1928 K	206 kW		01/80→03/91			
1928 S,1928 LS	206 kW		08/73→09/96			
1933	243 kW		11/80→03/91			
1933 S,1933 LS	243 kW		08/73→09/96			
1935	260 kW		02/86→09/89			
1935 S,1935 LS	260 kW		08/73→09/96			
1936	261 kW		10/81→03/91			
1936 AK	261 kW		10/81→03/91			
1936 AS	261 kW		10/81→03/91			
1936 S,1936 LS	261 kW		08/73→09/96			
2028 A	206 kW		01/80→06/89			
2028 LS	206 kW		01/80→06/89			
2035 S,2035 LS	260 kW		08/73→09/96			
2028 A	260 kW		01/80→06/89			
2219 C,2219 CL	141 kW		08/73→09/96			
2225 B	184 kW		08/83→03/91			
2225 L	184 kW		08/73→09/96			
2228	206 kW		12/79→03/91			
2228,2228 L	206 kW		08/73→09/96			
2233	243 kW		11/80→05/87			
2233,2233 L	243 kW		08/73→09/96			
2233 S	243 kW		11/80→05/87			
2235,2235 L	260 kW		08/73→09/96			
2235 K	260 kW		03/86→07/89			
2235 S, 2235 LS	260 kW		08/73→09/96			
2236	261 kW		09/82→03/91			
2236 S	261 kW		12/84→03/91			
2428	206 kW		08/73→09/96			
2433	243 kW		10/80→09/96			
2433	243 kW		11/80→03/91			
2528 A	206 kW		01/80→03/91			
2528 AK	206 kW		01/80→03/91			
2536 AK	260 kW		10/81→03/91			
2536 AK	261 kW		10/81→03/91			
2628	206 kW		02/80→03/91			
2628 A	206 kW		02/80→03/91			
2628 AK	206 kW		02/80→03/91			
2628 AS	206 kW		02/80→03/91			
2628 B	206 kW		02/80→08/89			
2628 K	206 kW		02/80→03/91			
2628 S	206 kW		02/80→03/91			
2633	243 kW		05/82→05/87			
2633 S	243 kW		05/82→05/87			
2635	260 kW		04/86→03/91			
2635 A	269 kW		09/87→03/91			
2635 AK	269 kW		09/87→03/91			
2635 AS	269 kW		09/87→03/91			
2635 S	260 kW		04/86→03/91			
2636	261 kW		11/81→03/91			
2636 A	261 kW		11/81→03/91			
2636 AK	261 kW		11/81→03/91			
2636 AS	261 kW		11/81→03/91			
2636 K	261 kW		11/81→03/91			
2636 S	261 kW		11/81→03/91			
3025 B	184 kW		08/83→03/91			
3025 B	184 - 206 kW		12/85→07/87			
3025 K	184 kW		04/85→03/91			
3025 K	184 kW		12/85→07/87			
3028	206 kW		02/80→03/91			
3028 B	206 kW		12/85→07/87			
3028 K	206 kW		12/85→07/87			
3033	243 kW		05/82→05/87			
3036	261 kW		11/81→03/91			
3228 B	206 kW		07/87→03/91			
3228 K	206 kW		07/87→03/91			
3328	206 kW		02/80→03/91			
3328 B	206 kW		02/80→03/91			
3328 B	206 kW		07/82→07/87			
3328 K	206 kW		07/82→07/87			
3333	243 kW		12/82→11/91			
3333 B	243 kW		12/82→11/91			
3333 K	243 kW		12/82→11/91			
3335	260 kW		04/86→03/91			
3335 A	260 kW		04/86→03/91			
3336	261 kW		12/82→11/91			
3336 A	260 kW		11/81→03/91			

Manufacturer - Model	Power	Displ.	Year of Constr.	Remark	Part Number	Page		
MERCEDES-BENZ - NG					08/73→09/96			
3336 A	261 kW		11/81→03/91	Capacity [Litre]: 5,5; Black; Depth [mm]: 181; L 585 mm; Plastic; Vers. produced by BEHR; W 130 mm	8MA 376 705-121	779 Expansion Tank, coolant		
3336 AK	261 kW		09/86→11/91					
3336 K	261 kW		12/82→11/91					
3336 S	261 kW		12/82→11/91					
3528	206 kW		07/82→07/87					
3528 B	206 kW		07/87→09/89					
3528 K	206 kW		07/82→07/87					
3528 K	206 kW		07/87→09/89					
3535 AK	260 kW		09/87→02/90					
3535 K	260 - 269 kW		09/87→01/89					
3836 AK	261 kW		11/81→03/91					
1222 S	159 kW		07/82→02/90	Capacity [Litre]: 5,5; Black; Depth [mm]: 181; L 585 mm; Plastic; Vers. produced by BEHR; W 130 mm	8MA 376 705-121	779 Expansion Tank, coolant		
1422 F	159 kW		05/82→10/90					
				Capacity [Litre]: 7,2; Black; Depth [mm]: 114; L 540 mm; Metal; Vers. produced by BEHR; W 220 mm	8MA 376 705-141	780 Expansion Tank, coolant		
1420,1420 L	150 kW		08/73→09/96	Capacity [Litre]: 5,5; Black; Depth [mm]: 181; L 585 mm; Plastic; Vers. produced by BEHR; W 130 mm	8MA 376 705-121	779 Expansion Tank, coolant		
1425 S,1425 LS	184 kW		08/73→09/96					
1620,1620 L	150 kW		08/73→09/96					
1622 K	159 kW		05/82→10/89					
1625,1625 L	184 kW		08/73→09/96					
1625 S,1625 LS	184 kW		08/73→09/96					
2025 S	184 kW		08/83→03/91					
2220,2220 L	150 kW		08/73→09/96					
2222	159 kW		05/82→03/91					
2228 S	206 kW		12/79→03/91					
1422,1422 L	159 kW		08/73→09/96	Capacity [Litre]: 5,5; Black; Depth [mm]: 181; L 585 mm; Plastic; Vers. produced by BEHR; W 130 mm	8MA 376 705-121	779 Expansion Tank, coolant		
1422 S, 1422 LS	159 kW		08/73→09/96					
			☞ 5129373 -x; Capacity [Litre]: 7,2; Black; Depth [mm]: 114; L 540 mm; Metal; Vers. produced by BEHR; W 220 mm				8MA 376 705-141	780 Expansion Tank, coolant
			Manual Transmission / Automatic Transmission; for vehicles with/without air conditioning; Depth [mm]: 40; L 613 mm; Vers. produced by BEHR; W 537 mm				8MK 376 709-431	758 Radiator, engine cooling
1613,1613 L	96 kW		08/73→09/96	☞ 4660869 -x; Capacity [Litre]: 6,4; Depth [mm]: 270; L 460 mm; Vers. produced by BEHR; W 74 mm	8MA 376 705-041	778 Expansion Tank, coolant		
1617,1617 L	124 kW		08/73→09/96					
1619 AK	141 kW		11/74→12/82	+ OE A3815000849 / + OE 3815000849 ; Capacity [Litre]: 6,4; Depth [mm]: 270; L 460 mm; Vers. produced by BEHR; W 74 mm	8MA 376 705-041	778 Expansion Tank, coolant		
1619 S	141 kW		11/74→12/84	+ OE 3815000849 ; Capacity [Litre]: 6,4; Depth [mm]: 270; L 460 mm; Vers. produced by BEHR; W 74 mm	8MA 376 705-041	778 Expansion Tank, coolant		
1622,1622 L	150 - 159 kW		08/73→09/96	Capacity [Litre]: 5,5; Black; Depth [mm]: 181; L 585 mm; Plastic; Vers. produced by BEHR; W 130 mm	8MA 376 705-121	779 Expansion Tank, coolant		
			☞ 5106402 -x; Capacity [Litre]: 7,2; Black; Depth [mm]: 114; L 540 mm; Metal; Vers. produced by BEHR; W 220 mm				8MA 376 705-141	780 Expansion Tank, coolant
			Manual Transmission / Automatic Transmission; for vehicles with/without air conditioning; Depth [mm]: 40; L 613 mm; Vers. produced by BEHR; W 537 mm				8MK 376 709-431	758 Radiator, engine cooling
1625 AK	184 kW		10/80→11/89	Manual Transmission / Automatic Transmission; for vehicles with/without air conditioning; Depth [mm]: 40; L 613 mm; Vers. produced by BEHR; W 537 mm	8MK 376 709-431	758 Radiator, engine cooling		
1625 K	184 kW		05/80→11/89					
1644	320 kW		06/86→08/89	Ø 680 mm; Number of Fan Blades: 8; Thermic; Vers. produced by BEHR	8MV 376 728-181	Fan, 749 radiator		
1644 S,1644 LS	320 kW		08/73→09/96					
1944	320 kW		10/85→12/89					
1944 S,1944 LS	320 kW		08/73→09/96					
2244,2244 L	320 kW		08/73→09/96					
2244 S	320 kW		10/85→07/89					
2444 LS	320 kW		08/73→09/96					
2644	320 kW		08/73→09/96					
2644 S	320 kW		10/85→02/90					
3250 AF	368 kW		09/85→08/94					
3544	320 kW		08/73→09/96					
3544 S	320 kW		08/73→09/96					
3850 A	368 kW		09/85→08/94					
1922	159 kW		10/81→10/90				Capacity [Litre]: 5,5; Black; Depth [mm]: 181; L 585 mm; Plastic; Vers. produced by BEHR; W 130 mm	8MA 376 705-121
			☞ 5114339 -x; Capacity [Litre]: 7,2; Black; Depth [mm]: 114; L 540 mm; Metal; Vers. produced by BEHR; W 220 mm	8MA 376 705-141	780 Expansion Tank, coolant			
			Manual Transmission / Automatic Transmission; for vehicles with/without air conditioning; Depth [mm]: 40; L 613 mm; Vers. produced by BEHR; W 537 mm	8MK 376 709-431	758 Radiator, engine cooling			

Manufacturer - Model	Power	Displ.	Year of Constr.	Remark	Part Number	Page
MERCEDES-BENZ - NG					08/73→09/96	
1922 AK	159 kW		10/81→03/91	Capacity [Litre]: 5,5; Black; Depth [mm]: 181; L 585 mm; Plastic; Vers. produced by BEHR; W 130 mm	8MA 376 705-121	779
				Expansion Tank, coolant		
				5121637-; + OE 0005001549 ; Capacity [Litre]: 7,2; Black; Depth [mm]: 114; L 540 mm; Metal; Vers. produced by BEHR; W 220 mm	8MA 376 705-141	780
				Manual Transmission / Automatic Transmission; for vehicles with/without air conditioning; Depth [mm]: 40; L 613 mm; Vers. produced by BEHR; W 537 mm	8MK 376 709-431	758
				Depth [mm]: 40; L 613 mm; Vers. produced by BEHR; W 537 mm	8MK 376 709-431	758
1922 K	159 kW		10/81→03/91	Capacity [Litre]: 5,5; Black; Depth [mm]: 181; L 585 mm; Plastic; Vers. produced by BEHR; W 130 mm	8MA 376 705-121	779
1922 S	159 kW		10/81→03/91	Capacity [Litre]: 5,5; Black; Depth [mm]: 181; L 585 mm; Plastic; Vers. produced by BEHR; W 130 mm	8MA 376 705-121	779
				5150314-; Capacity [Litre]: 7,2; Black; Depth [mm]: 114; L 540 mm; Metal; Vers. produced by BEHR; W 220 mm	8MA 376 705-141	780
				Manual Transmission / Automatic Transmission; for vehicles with/without air conditioning; Depth [mm]: 40; L 613 mm; Vers. produced by BEHR; W 537 mm	8MK 376 709-431	758
1935 AS	260 - 269 kW		09/87→03/91	Broad version: 1; Ø 750 mm; Number of Fan Blades: 8; Outer Width [mm]: 120; Vers. produced by BEHR; W 78 mm	8MV 376 733-081 Fan Wheel, engine cooling	751
2626 A	188 kW		06/75→03/81	Vehicle Trim Level: bei DC Fahrerhaus; Capacity [Litre]: 6,4; Depth [mm]: 270; L 460 mm; Vers. produced by BEHR; W 74 mm	8MA 376 705-041	778
2626 AK	188 kW		08/73→12/81		Expansion Tank, coolant	
2632 A	235 - 236 kW		05/74→09/83			
2632 AK	235 - 236 kW		08/73→09/83			
2626 K	188 kW		08/73→03/81	4330047-; →4367398 ; Capacity [Litre]: 6,4; Depth [mm]: 270; L 460 mm; Vers. produced by BEHR; W 78 mm	8MA 376 705-041	778
2632 K	235 - 236 kW		08/73→09/83		Expansion Tank, coolant	
2628 A	331 kW		01/90→03/91	Capacity [Litre]: 5,5; Black; Depth [mm]: 181; L 585 mm; Plastic; Vers. produced by BEHR; W 130 mm	8MA 376 705-121	779
				Ø 680 mm; Number of Fan Blades: 8; Thermic; Vers. produced by BEHR	8MV 376 728-181 Fan, radiator	749
3235	260 - 269 kW		07/88→08/94	Capacity [Litre]: 11,8; Depth [mm]: 220; + OE 0005002149; L 552 mm; Vers. produced by BEHR; W 455 mm	8MA 376 705-191	780
				Depth [mm]: 42; + OE 6525014501; L 730 mm; Vers. produced by BEHR; W 638 mm	8MK 376 721-141	761
				Depth [mm]: 42; + OE 6525014401; L 730 mm; Vers. produced by BEHR; W 638 mm	8MK 376 721-321	767
					Radiator, engine cooling	
MERCEDES-BENZ - O 100					01/94→	
City	72 kW		01/94→	Depth [mm]: 33; L 473 mm; Manual Transmission; for vehicles with/without air conditioning; Vers. produced by BEHR; W 496 mm	8MK 376 721-361	767
				Ø 180 mm; Observe technical data: 1; Vers. produced by BEHR	8MV 376 732-461	744
					Clutch, radiator fan	
MERCEDES-BENZ - O 303					03/75→09/92	
O 303	184 kW		11/85→04/89	Manual Transmission; for vehicles without air conditioning; for hot climate zones; Depth [mm]: 60; L 672 mm; Vers. produced by BEHR; W 635 mm	8MK 376 709-611	758
					Radiator, engine cooling	
O 303	188 kW		03/75→06/83	002230-; →000474; for vehicles without air conditioning; Depth [mm]: 60; L 672 mm; Vers. produced by BEHR; W 635 mm	8MK 376 709-611	758
					Radiator, engine cooling	
O 303	200 kW		12/87→09/92	Manual Transmission; for vehicles without air conditioning; Depth [mm]: 60; L 672 mm; Vers. produced by BEHR; W 635 mm	8MK 376 709-611	758
O 303	213 - 218 kW		09/87→09/92		Radiator, engine cooling	
O 303	206 kW		01/80→09/87	for vehicles without air conditioning; for hot climate zones; Depth [mm]: 60; L 672 mm; Vers. produced by BEHR; W 635 mm	8MK 376 709-611	758
					Radiator, engine cooling	
MERCEDES-BENZ - O 340					01/91→08/95	
O 340	250 kW		01/91→06/95	Capacity [Litre]: 15,9; Depth [mm]: 246; L 690 mm; Vers. produced by BEHR; W 156 mm	8MA 376 705-261	781
				Depth [mm]: 47; L 770 mm; Vers. produced by BEHR; W 704 mm	8MK 376 709-761	760
				+ WVA 8MA 376 705-261; with seal; with screws	8MY 376 742-571 Level Control Switch, coolant level indicator	777
Tourismo	280 kW		08/92→08/95	Capacity [Litre]: 15,9; Depth [mm]: 246; L 690 mm; Vers. produced by BEHR; W 156 mm	8MA 376 705-261	781
				+ WVA 8MA 376 705-261; with seal; with screws	8MY 376 742-571 Level Control Switch, coolant level indicator	777
MERCEDES-BENZ - O 403					09/03→	
O 403 SHD	260 kW		09/03→	Ø 750 mm; Number of Fan Blades: 8	8MV 376 758-231 Fan Wheel, engine cooling	755
O 403 SHD	310 kW		09/03→			

Manufacturer - Model	Power	Displ.	Year of Constr.	Remark	Part Number	Page
MERCEDES-BENZ - O 404					09/91→10/99	
O 404	151 kW		09/91→01/92	Capacity [Litre]: 15,9; Depth [mm]: 246; L 690 mm; Vers. produced by BEHR; W 156 mm	8MA 376 705-261	781 Expansion Tank, coolant
O 404	165 kW		09/91→01/92			
O 404	195 kW		09/91→01/92	Depth [mm]: 47; L 770 mm; Vers. produced by BEHR; W 704 mm	8MK 376 709-761	760 Radiator, engine cooling
O 404	200 kW		09/91→10/99			
O 404	213 kW		09/91→01/92	Ø 720 mm; Number of Fan Blades: 8; Thermic; Vers. produced by BEHR	8MV 376 728-091	749 Fan, radiator
O 404	213 kW		09/91→10/99			
O 404	250 kW		09/91→10/99	+ WVA 8MA 376 705-261; with seal; with screws	8MY 376 742-571	Level 777 Control Switch, coolant level indicator
O 404	280 kW		09/91→10/99	Capacity [Litre]: 15,9; Depth [mm]: 246; L 690 mm; Vers. produced by BEHR; W 156 mm	8MA 376 705-261	781 Expansion Tank, coolant
				Ø 720 mm; Number of Fan Blades: 8; Thermic; Vers. produced by BEHR	8MV 376 728-091	749 Fan, radiator
				+ WVA 8MA 376 705-261; with seal; with screws	8MY 376 742-571	Level 777 Control Switch, coolant level indicator
MERCEDES-BENZ - O 405					12/84→	
O 405 G,O 405 GN,O 405 GTD	177 - 184 kW		11/85→	Capacity [Litre]: 15,9; Depth [mm]: 246; L 690 mm; Vers. produced by BEHR; W 156 mm	8MA 376 705-261	781 Expansion Tank, coolant
O 405 G,O 405 GN,O 405 GTD	220 kW		09/91→			
O 405 G,O 405 GTD	206 kW		01/86→	Depth [mm]: 95; L 636 mm; W 630 mm	8MK 376 774-591	774 Radiator, engine cooling
				+ WVA 8MA 376 705-261; with seal; with screws	8MY 376 742-571	Level 777 Control Switch, coolant level indicator
O 405 ST	206 kW		11/85→	Capacity [Litre]: 15,9; Depth [mm]: 246; L 690 mm; Vers. produced by BEHR; W 156 mm	8MA 376 705-261	781 Expansion Tank, coolant
O 405 ST,O 405 N	220 kW		11/91→			
				Depth [mm]: 80; L 636 mm; Vers. produced by AKG; W 644 mm	8MK 376 774-561	774 Radiator, engine cooling
				+ WVA 8MA 376 705-261; with seal; with screws	8MY 376 742-571	Level 777 Control Switch, coolant level indicator
O 405 ST,O 405 N	150 - 157 kW		12/84→	Capacity [Litre]: 15,9; Depth [mm]: 246; L 690 mm; Vers. produced by BEHR; W 156 mm	8MA 376 705-261	781 Expansion Tank, coolant
				Depth [mm]: 60; L 636 mm; Vers. produced by AKG; W 644 mm	8MK 376 774-581	774 Radiator, engine cooling
				+ WVA 8MA 376 705-261; with seal; with screws	8MY 376 742-571	Level 777 Control Switch, coolant level indicator
O 405 ST,O 405 N	177 - 184 kW		11/85→	Capacity [Litre]: 15,9; Depth [mm]: 246; L 690 mm; Vers. produced by BEHR; W 156 mm	8MA 376 705-261	781 Expansion Tank, coolant
				Depth [mm]: 80; L 636 mm; Vers. produced by AKG; W 644 mm	8MK 376 774-561	774 Radiator, engine cooling
				Depth [mm]: 60; L 636 mm; Vers. produced by AKG; W 644 mm	8MK 376 774-581	774 Radiator, engine cooling
				+ WVA 8MA 376 705-261; with seal; with screws	8MY 376 742-571	Level 777 Control Switch, coolant level indicator
MERCEDES-BENZ - O 407					03/87→11/01	
O 407	177 - 184 kW		03/87→11/01	Capacity [Litre]: 15,9; Depth [mm]: 246; L 690 mm; Vers. produced by BEHR; W 156 mm	8MA 376 705-261	781 Expansion Tank, coolant
				Depth [mm]: 60; L 636 mm; Vers. produced by AKG; W 644 mm	8MK 376 774-581	774 Radiator, engine cooling
				+ WVA 8MA 376 705-261; with seal; with screws	8MY 376 742-571	Level 777 Control Switch, coolant level indicator
O 407	220 kW		11/91→11/01	Capacity [Litre]: 15,9; Depth [mm]: 246; L 690 mm; Vers. produced by BEHR; W 156 mm	8MA 376 705-261	781 Expansion Tank, coolant
				Depth [mm]: 80; L 636 mm; Vers. produced by AKG; W 644 mm	8MK 376 774-561	774 Radiator, engine cooling
				+ WVA 8MA 376 705-261; with seal; with screws	8MY 376 742-571	Level 777 Control Switch, coolant level indicator
MERCEDES-BENZ - O 408					01/91→12/98	
O 408	184 kW		01/91→12/98	Capacity [Litre]: 15,9; Depth [mm]: 246; L 690 mm; Vers. produced by BEHR; W 156 mm	8MA 376 705-261	781 Expansion Tank, coolant
				Depth [mm]: 60; L 636 mm; Vers. produced by AKG; W 644 mm	8MK 376 774-581	774 Radiator, engine cooling
				+ WVA 8MA 376 705-261; with seal; with screws	8MY 376 742-571	Level 777 Control Switch, coolant level indicator

Manufacturer - Model	Power	Displ.	Year of Constr.	Remark	Part Number	Page
MERCEDES-BENZ - O 408					01/91→12/98	
O 408	220 kW		08/92→12/98	Capacity [Litre]: 15,9; Depth [mm]: 246; L 690 mm; Vers. produced by BEHR; W 156 mm	8MA 376 705-261	781
				Expansion Tank, coolant		
				Depth [mm]: 80; L 636 mm; Vers. produced by AKG; W 644 mm	8MK 376 774-561	774
				+ WVA 8MA 376 705-261; with seal; with screws	8MY 376 742-571	Level 777 Control Switch, coolant level indicator
MERCEDES-BENZ - O 500						
O 500 R	240 kW			Depth [mm]: 52; L 1,065 mm; Vers. produced by BEHR; W 708 mm	8MK 376 722-351	770
				Radiator, engine cooling		
				Depth [mm]: 52; L 1,065 mm; without frame; Vers. produced by BEHR; W 708 mm	8MK 376 737-071	771
				Radiator, engine cooling		
MERCEDES-BENZ - OH Series						
1418, 1518	130 kW			Ø 58 mm; H 25 mm; with seal; Thread Size: M48x3	8MY 376 780-591	Cap, 776
1519	142 kW					radiator
1625, 1625L	184 kW			Ø 720 mm; Number of Fan Blades: 8; Vehicle Trim Level: O 400 RSE / O 400 UPA	8MV 376 729-461	Fan, 749
1628, 1628L	206 kW					radiator
MERCEDES-BENZ - SK						07/87→
1728, 1729, 1729 L	210 - 218 kW		07/87→09/96	Capacity [Litre]: 11,8; Depth [mm]: 220; + OE 0005002149; L 552 mm; Vers. produced by BEHR; W 455 mm	8MA 376 705-191	780
1729 K	213 - 218 kW		07/88→08/94			Expansion Tank, coolant
1729 S, 1729 LS	210 - 218 kW		07/87→09/96	Depth [mm]: 47; L 662 mm; Vers. produced by BEHR; W 645 mm	8MK 376 709-591	758
1929, 1929 L	210 - 218 kW		07/87→09/96			Radiator, engine cooling
1929 AS	213 - 218 kW		07/88→08/94	Depth [mm]: 42; + OE 6525014501; L 730 mm; Vers. produced by BEHR; W 638 mm	8MK 376 721-141	761
1929 K	210 - 218 kW		07/88→08/94			Radiator, engine cooling
1929 S	210 - 218 kW		07/88→08/94			
2429	210 - 218 kW		07/88→08/94			
2429, 2429 L	210 - 218 kW		07/87→09/96			
2429 K	210 - 218 kW		07/88→08/94			
2429 S	213 - 218 kW		07/88→08/94			
2429 S, 2429 LS	213 - 218 kW		07/87→09/96			
2629	213 - 218 kW		07/88→08/94			
2629 B	213 - 218 kW		07/88→08/94			
2629 K	213 - 218 kW		07/88→08/94			
2629 S	213 - 218 kW		07/88→08/94			
3529	213 - 218 kW		07/88→08/94			
1729 AK	213 kW		07/88→09/93	Capacity [Litre]: 11,8; Depth [mm]: 220; + OE 0005002149; L 552 mm; Vers. produced by BEHR; W 455 mm	8MA 376 705-191	780
1929 A	210 - 218 kW		07/88→08/94			Expansion Tank, coolant
1929 A	269 kW		07/88→09/93	Depth [mm]: 47; L 662 mm; Vers. produced by BEHR; W 645 mm	8MK 376 709-591	758
1929 AK	210 - 218 kW		07/88→08/94			Radiator, engine cooling
2629 A	213 - 218 kW		07/88→08/94			
2629 A	269 kW		07/88→08/94			
2629 AK	213 - 218 kW		07/88→08/94			
2629 AK	269 kW		07/88→08/94			
2629 AS	213 - 218 kW		07/88→08/94			
3229	213 - 218 kW		09/89→08/94			
3229 B	213 - 218 kW		09/89→07/92			
3229 K	210 - 218 kW		09/89→01/92			
3535 K	260 kW		07/87→09/96			
1735, 1735 L	260 - 269 kW		07/87→09/96	Capacity [Litre]: 11,8; Depth [mm]: 220; + OE 0005002149; L 552 mm; Vers. produced by BEHR; W 455 mm	8MA 376 705-191	780
1735 AK	260 - 269 kW		08/89→08/94			Expansion Tank, coolant
1735 L	218 kW		07/88→08/94	Depth [mm]: 42; + OE 6525014501; L 730 mm; Vers. produced by BEHR; W 638 mm	8MK 376 721-141	761
1735 S, 1735 LS	260 - 269 kW		07/87→09/96			Radiator, engine cooling
2435, 2435 L	260 - 269 kW		07/87→09/96			
3235	260 - 269 kW		10/88→07/92			
3535 AK	266 kW		02/90→08/94			
3535 B	269 kW		10/88→08/94			
3535 K	269 kW		10/88→08/94			
1735 K	250 - 269 kW		07/88→08/94	Capacity [Litre]: 11,8; Depth [mm]: 220; + OE 0005002149; L 552 mm; Vers. produced by BEHR; W 455 mm	8MA 376 705-191	780
				Expansion Tank, coolant		
				Ø 233 mm; Thermic; to RPM: →1,800; Vers. produced by BEHR	8MV 376 730-061	743
				Vers. produced by BEHR	8MV 376 733-151	752
					Clutch, radiator fan	
					Wheel, engine cooling	
1748, 1748 L	353 - 362 kW		07/87→09/96	Capacity [Litre]: 11,8; Depth [mm]: 220; + OE 0005002249; L 552 mm; Vers. produced by BEHR; W 455 mm	8MA 376 705-201	781
1748 S, 1748 LS	353 - 362 kW		07/87→09/96			Expansion Tank, coolant
1948	353 - 362 kW		09/88→07/92	Depth [mm]: 46; L 864 mm; Vers. produced by BEHR; W 802 mm	8MK 376 709-331	757
2448	353 - 362 kW		07/88→07/92			Radiator, engine cooling
2448, 2448 L	353 - 362 kW		07/87→09/96	Ø 680 mm; Number of Fan Blades: 8; Thermic; Vers. produced by BEHR	8MV 376 728-181	749
2448 S	353 - 362 kW		07/88→07/92			Fan, radiator
3248	353 - 362 kW		07/87→09/96			

Manufacturer - Model	Power	Displ.	Year of Constr.	Remark	Part Number	Page
MERCEDES-BENZ - SK						07/87→
1831,1831 L	230 kW		07/87→09/96	Capacity [Litre]: 11,8; Depth [mm]: 220; + OE	8MA 376 705-201	781
1831 AK	230 kW		05/91→09/96	0005002249; L 552 mm; Vers. produced by BEHR; W 455 mm	Expansion Tank, coolant	
1831 S,1831 LS	230 kW		07/87→09/96	Automatic Transmission; for vehicles without air conditioning; Depth [mm]: 42; L 810 mm; Vers. produced by BEHR; W 638 mm	8MK 376 721-151	761
2031	230 kW		03/92→09/96		Radiator, engine cooling	
2031 AS	230 kW		03/92→09/96	Ø 680 mm; Number of Fan Blades: 8; Thermic; Vers. produced by BEHR	8MV 376 728-181 Fan,	749
2031 S	230 kW		03/92→09/96		radiator	
2631	230 kW		06/92→09/96	Ø 203 mm; Thermic; Vers. produced by BEHR	8MV 376 731-421	744
					Clutch, radiator fan	
				Ø 680 mm; Number of Fan Blades: 8; Vers. produced by BEHR	8MV 376 733-071 Fan	751
					Wheel, engine cooling	
				Vers. produced by BEHR	8MV 376 733-151 Fan	752
					Wheel, engine cooling	
1831 AK	230 kW		01/94→09/96	Capacity [Litre]: 11,8; Depth [mm]: 220; + OE	8MA 376 705-201	781
2031 A	230 kW		01/94→09/96	0005002249; L 552 mm; Vers. produced by BEHR; W 455 mm	Expansion Tank, coolant	
				Automatic Transmission; for vehicles without air conditioning; Depth [mm]: 42; L 810 mm; Vers. produced by BEHR; W 638 mm	8MK 376 721-151	761
					Radiator, engine cooling	
				Ø 203 mm; Thermic; Vers. produced by BEHR	8MV 376 731-421	744
					Clutch, radiator fan	
				Ø 680 mm; Number of Fan Blades: 8; Vers. produced by BEHR	8MV 376 733-071 Fan	751
					Wheel, engine cooling	
				Vers. produced by BEHR	8MV 376 733-151 Fan	752
					Wheel, engine cooling	
1831 K	230 kW		07/92→09/96	Ø 680 mm; Number of Fan Blades: 8; Thermic; Vers. produced by BEHR	8MV 376 728-181 Fan,	749
					radiator	
				Ø 203 mm; Thermic; Vers. produced by BEHR	8MV 376 731-421	744
					Clutch, radiator fan	
				Ø 680 mm; Number of Fan Blades: 8; Vers. produced by BEHR	8MV 376 733-071 Fan	751
					Wheel, engine cooling	
				Vers. produced by BEHR	8MV 376 733-151 Fan	752
					Wheel, engine cooling	
1831 K	230 - 250 kW		07/92→09/96	Depth [mm]: 46; L 864 mm; Vers. produced by BEHR; W 802 mm	8MK 376 709-331	757
					Radiator, engine cooling	
				Ø 680 mm; Number of Fan Blades: 8; Thermic; Vers. produced by BEHR	8MV 376 728-181 Fan,	749
					radiator	
				Ø 233 mm; Thermic; to RPM: →1,800; Vers. produced by BEHR	8MV 376 730-061	743
					Clutch, radiator fan	
				Ø 203 mm; Thermic; Vers. produced by BEHR	8MV 376 731-421	744
					Clutch, radiator fan	
				Ø 680 mm; Number of Fan Blades: 8; Vers. produced by BEHR	8MV 376 733-071 Fan	751
					Wheel, engine cooling	
				Vers. produced by BEHR	8MV 376 733-151 Fan	752
					Wheel, engine cooling	
1834,1834 L	250 kW		07/87→09/96	Capacity [Litre]: 11,8; Depth [mm]: 220; + OE	8MA 376 705-201	781
1834 S,1834 LS	250 kW		07/87→09/96	0005002249; L 552 mm; Vers. produced by BEHR; W 455 mm	Expansion Tank, coolant	
1838,1838 L	280 kW		07/87→09/96	Automatic Transmission; for vehicles without air conditioning; Depth [mm]: 42; L 810 mm; Vers. produced by BEHR; W 638 mm	8MK 376 721-151	761
1838 S,1838 LS	280 kW		07/87→09/96		Radiator, engine cooling	
2038	280 kW		11/91→09/96			
2538,2538 L	280 kW		07/87→09/96	Depth [mm]: 42; L 850 mm; Vers. produced by BEHR; W 638 mm	8MK 376 721-171	762
2538 K, 2538 LK	280 kW		03/91→09/96		Radiator, engine cooling	
2538 S,2538 LS	280 kW		07/87→09/96	Ø 680 mm; Number of Fan Blades: 8; Thermic; Vers. produced by BEHR	8MV 376 728-181 Fan,	749
2638, 2638 L	280 kW		09/91→09/96		radiator	
3234 B	250 kW		02/92→09/96			
3234 K	250 kW		02/92→09/96	Ø 233 mm; Thermic; to RPM: →1,800; Vers. produced by BEHR	8MV 376 730-061	743
3238	280 kW		10/90→09/96		Clutch, radiator fan	
3238	280 kW		03/91→09/96			
3534 K	250 kW		10/93→09/96	Vers. produced by BEHR	8MV 376 733-151 Fan	752
					Wheel, engine cooling	
1834 AK	250 kW		07/88→09/93	Capacity [Litre]: 11,8; Depth [mm]: 220; + OE	8MA 376 705-191	780
				0005002149; L 552 mm; Vers. produced by BEHR; W 455 mm	Expansion Tank, coolant	
				Depth [mm]: 47; L 662 mm; Vers. produced by BEHR; W 645 mm	8MK 376 709-591	758
					Radiator, engine cooling	
				Ø 680 mm; Number of Fan Blades: 8; Thermic; Vers. produced by BEHR	8MV 376 728-181 Fan,	749
					radiator	
				Ø 233 mm; Thermic; to RPM: →1,800; Vers. produced by BEHR	8MV 376 730-061	743
					Clutch, radiator fan	
				Vers. produced by BEHR	8MV 376 733-151 Fan	752
					Wheel, engine cooling	
1838,1838 L	320 kW		07/87→09/96	Capacity [Litre]: 11,8; Depth [mm]: 220; + OE	8MA 376 705-201	781
1838 S,1838 LS	320 kW		07/87→09/96	0005002249; L 552 mm; Vers. produced by BEHR; W 455 mm	Expansion Tank, coolant	
2038	280 kW		12/92→			
2038 AS	280 kW		01/94→09/96	Automatic Transmission; for vehicles without air conditioning; Depth [mm]: 42; L 810 mm; Vers. produced by BEHR; W 638 mm	8MK 376 721-151	761
2038 AS	320 kW		12/92→09/96		Radiator, engine cooling	
2538	280 kW		01/94→09/96			

Manufacturer - Model	Power	Displ.	Year of Constr.	Remark	Part Number	Page
MERCEDES-BENZ - SK						07/87→
2538	320 kW		03/91→09/96	Depth [mm]: 42; L 850 mm; Vers. produced by BEHR; W 638 mm	8MK 376 721-171 Radiator, engine cooling	762
2538,2538 L	320 kW		07/87→09/96			
2538 K, 2538 LK	280 kW		01/94→09/96	Ø 233 mm; Thermic; to RPM: →1,800; Vers. produced by BEHR	8MV 376 730-061 Clutch, radiator fan	743
2538 K, 2538 LK	320 kW		03/91→09/96			
2538 S,2538 LS	320 kW		07/87→09/96			
2544	320 kW		01/94→09/96	Vers. produced by BEHR	8MV 376 733-151 Fan Wheel, engine cooling	752
2544 LS	320 kW		01/92→09/96			
2638, 2638 L	320 kW		09/91→09/96			
2638 A, LA	280 kW		09/91→09/96			
2638 AK	280 kW		07/92→09/96			
2638 AK	280 kW		01/94→09/96			
2638 AK	320 kW		07/92→09/96			
2638 AS	280 kW		07/92→09/96			
2638 AS	280 kW		01/94→09/96			
2638 AS	320 kW		07/92→09/96			
2638 K	320 kW		09/91→09/96			
2638 S	320 kW		09/91→09/96			
2644 A	320 kW		01/92→09/96			
3238, 3238 L	280 kW		01/94→09/96			
3238, 3238 L	320 kW		10/90→09/96			
3244	320 kW		01/94→09/96			
3538	280 kW		03/91→09/96			
3538	280 kW		09/91→09/96			
3538 K	280 kW		01/94→09/96			
3538 K	320 kW		03/91→09/96			
3544 K	320 kW		03/91→09/96			
4844 K	320 kW		03/91→09/96			
1838 AK	280 kW		12/92→09/96	Capacity [Litre]: 11,8; Depth [mm]: 220; + OE 0005002249; L 552 mm; Vers. produced by BEHR; W 455 mm	8MA 376 705-201 Expansion Tank, coolant	781
1838 AK	280 kW		01/94→09/96			
1838 AK	320 kW		12/92→09/96	Depth [mm]: 42; L 850 mm; Vers. produced by BEHR; W 638 mm	8MK 376 721-171 Radiator, engine cooling	762
2038 AS	280 kW		12/92→09/96			
2544, 2544 L	320 kW		01/92→09/96	Ø 233 mm; Thermic; to RPM: →1,800; Vers. produced by BEHR	8MV 376 730-061 Clutch, radiator fan	743
3238 L	280 kW		07/87→09/96	Vers. produced by BEHR	8MV 376 733-151 Fan Wheel, engine cooling	752
1838 AK	370 kW		12/92→09/96	Capacity [Litre]: 11,8; Depth [mm]: 220; + OE 0005002249; L 552 mm; Vers. produced by BEHR; W 455 mm	8MA 376 705-201 Expansion Tank, coolant	781
2538 S	370 kW		03/91→09/96			
2638, 2638 L	370 kW		09/91→09/96			
2638 AS	370 kW		07/92→09/96	Automatic Transmission; for vehicles without air conditioning; Depth [mm]: 42; L 810 mm; Vers. produced by BEHR; W 638 mm	8MK 376 721-151 Radiator, engine cooling	761
2650	390 kW		09/95→09/96			
3253, 3253 L	390 kW		01/96→09/96	Depth [mm]: 42; L 850 mm; Vers. produced by BEHR; W 638 mm	8MK 376 721-171 Radiator, engine cooling	762
				Vers. produced by BEHR	8MV 376 733-151 Fan Wheel, engine cooling	752
1838 K	280 kW		12/90→09/96	Depth [mm]: 42; L 850 mm; Vers. produced by BEHR; W 638 mm	8MK 376 721-171 Radiator, engine cooling	762
				Ø 680 mm; Number of Fan Blades: 8; Thermic; Vers. produced by BEHR	8MV 376 728-181 Fan, radiator	749
				Ø 233 mm; Thermic; to RPM: →1,800; Vers. produced by BEHR	8MV 376 730-061 Clutch, radiator fan	743
				Vers. produced by BEHR	8MV 376 733-151 Fan Wheel, engine cooling	752
1838 K	280 kW		06/95→09/96	Automatic Transmission; for vehicles without air conditioning; Depth [mm]: 42; L 810 mm; Vers. produced by BEHR; W 638 mm	8MK 376 721-151 Radiator, engine cooling	761
				Depth [mm]: 42; L 850 mm; Vers. produced by BEHR; W 638 mm	8MK 376 721-171 Radiator, engine cooling	762
				Ø 233 mm; Thermic; to RPM: →1,800; Vers. produced by BEHR	8MV 376 730-061 Clutch, radiator fan	743
				Vers. produced by BEHR	8MV 376 733-151 Fan Wheel, engine cooling	752
1840 LS	280 kW		07/91→07/92	Automatic Transmission; for vehicles without air conditioning; Depth [mm]: 42; L 810 mm; Vers. produced by BEHR; W 638 mm	8MK 376 721-151 Radiator, engine cooling	761
				Depth [mm]: 42; L 850 mm; Vers. produced by BEHR; W 638 mm	8MK 376 721-171 Radiator, engine cooling	762
				Ø 680 mm; Number of Fan Blades: 8; Thermic; Vers. produced by BEHR	8MV 376 728-181 Fan, radiator	749

Manufacturer - Model	Power	Displ.	Year of Constr.	Remark	Part Number	Page
MERCEDES-BENZ - SK						07/87→
1844,1844 L	320 kW		07/87→09/96	Capacity [Litre]: 11,8; Depth [mm]: 220; + OE 0005002249; L 552 mm; Vers. produced by BEHR; W 455 mm	8MA 376 705-201	781 Expansion Tank, coolant
1844 S,1844 LS	320 kW		07/87→09/96			
2044	320 kW		01/92→09/96	Depth [mm]: 46; L 864 mm; Vers. produced by BEHR; W 802 mm	8MK 376 709-331	757 Radiator, engine cooling
				Automatic Transmission; for vehicles without air conditioning; Depth [mm]: 42; L 810 mm; Vers. produced by BEHR; W 638 mm	8MK 376 721-151	761 Radiator, engine cooling
				Manual Transmission; for vehicles without air conditioning; 02/96→; Depth [mm]: 42; L 850 mm; Vers. produced by BEHR; W 638 mm	8MK 376 721-171	762 Radiator, engine cooling
				Ø 233 mm; Thermic; to RPM: →1,800; Vers. produced by BEHR	8MV 376 730-061	743 Clutch, radiator fan
				Vers. produced by BEHR	8MV 376 733-151	752 Fan Wheel, engine cooling
1850,1850 L	362 - 370 kW		07/87→09/96	Capacity [Litre]: 11,8; Depth [mm]: 220; + OE 0005002249; L 552 mm; Vers. produced by BEHR; W 455 mm	8MA 376 705-201	781 Expansion Tank, coolant
1850 S,1850 LS	362 - 370 kW		07/87→09/96			
2538 K, 2538 LK	362 - 370 kW		03/91→09/96	Depth [mm]: 46; L 864 mm; Vers. produced by BEHR; W 802 mm	8MK 376 709-331	757 Radiator, engine cooling
2650, 2650 L	362 - 370 kW		07/92→09/96			
3550	362 - 370 kW		05/92→09/96	Automatic Transmission; for vehicles without air conditioning; Depth [mm]: 42; L 810 mm; Vers. produced by BEHR; W 638 mm	8MK 376 721-151	761 Radiator, engine cooling
				Depth [mm]: 42; L 850 mm; Vers. produced by BEHR; W 638 mm	8MK 376 721-171	762 Radiator, engine cooling
				Ø 680 mm; Number of Fan Blades: 8; Thermic; Vers. produced by BEHR	8MV 376 728-181	749 Fan, radiator
				Vers. produced by BEHR	8MV 376 733-151	752 Fan Wheel, engine cooling
1850 LAS	362 - 370 kW		07/87→09/96	Capacity [Litre]: 11,8; Depth [mm]: 220; + OE 0005002249; L 552 mm; Vers. produced by BEHR; W 455 mm	8MA 376 705-201	781 Expansion Tank, coolant
2050	362 - 390 kW		01/91→09/96			
2050 S	362 - 390 kW		01/91→09/96	Depth [mm]: 46; L 864 mm; Vers. produced by BEHR; W 802 mm	8MK 376 709-331	757 Radiator, engine cooling
2055 AF	370 kW		01/92→09/96			
2550	370 - 390 kW		01/91→09/96	Ø 680 mm; Number of Fan Blades: 8; Thermic; Vers. produced by BEHR	8MV 376 728-181	749 Fan, radiator
2550,2550 L	370 - 390 kW		07/87→09/96			
2550 S, 2550 LS	370 - 390 kW		01/91→09/96	Vers. produced by BEHR	8MV 376 733-151	752 Fan Wheel, engine cooling
2650 S	370 kW		07/92→09/96			
3250 L	370 kW		07/87→09/96			
1853,1853 L	390 kW		07/87→09/96	+ OE 8910002004 / + OE A0005003149 / + OE 0005003149; Fully Automatic; Capacity [Litre]: 12,2; Black; Depth [mm]: 444; L 566 mm; Vehicle Trim Level: Fahrerhaus hoch; Vers. Füllstutzen kurz / Vers. produced by BEHR; W 289 mm	8MA 376 705-091	779 Expansion Tank, coolant
				Capacity [Litre]: 11,8; Depth [mm]: 220; + OE 0005002249; L 552 mm; Vers. produced by BEHR; W 455 mm	8MA 376 705-201	781 Expansion Tank, coolant
				Depth [mm]: 46; L 864 mm; Vers. produced by BEHR; W 802 mm	8MK 376 709-331	757 Radiator, engine cooling
				Vers. produced by BEHR	8MV 376 733-151	752 Fan Wheel, engine cooling
1853 AK	390 kW		01/96→09/96	Capacity [Litre]: 11,8; Depth [mm]: 220; + OE 0005002249; L 552 mm; Vers. produced by BEHR; W 455 mm	8MA 376 705-201	781 Expansion Tank, coolant
2044 AS	320 kW		01/94→09/96			
				Depth [mm]: 42; L 850 mm; Vers. produced by BEHR; W 638 mm	8MK 376 721-171	762 Radiator, engine cooling
				Vers. produced by BEHR	8MV 376 733-151	752 Fan Wheel, engine cooling
1853 S,1853 LS	390 kW		07/87→09/96	Capacity [Litre]: 11,8; Depth [mm]: 220; + OE 0005002249; L 552 mm; Vers. produced by BEHR; W 455 mm	8MA 376 705-201	781 Expansion Tank, coolant
3255	390 kW		07/87→09/96			
3553, 3553 L	390 kW		01/94→09/96	Depth [mm]: 46; L 864 mm; Vers. produced by BEHR; W 802 mm	8MK 376 709-331	757 Radiator, engine cooling
				Vers. produced by BEHR	8MV 376 733-151	752 Fan Wheel, engine cooling
1922	160 - 165 kW		05/89→08/94	Capacity [Litre]: 11,8; Depth [mm]: 220; + OE 0005002149; L 552 mm; Vers. produced by BEHR; W 455 mm	8MA 376 705-191	780 Expansion Tank, coolant
1922 AK	160 - 165 kW		08/89→08/94			
1922 S	160 - 165 kW		05/89→08/94			
2422 L	160 - 165 kW		07/87→09/96	Manual Transmission / Automatic Transmission; Vehicle Trim Level: SA W50730/05; for vehicles with/without air conditioning; Depth [mm]: 46; L 632 mm; Vers. produced by BEHR; W 606 mm	8MK 376 709-321	757 Radiator, engine cooling
				Manual Transmission / Automatic Transmission; for vehicles with/without air conditioning; Depth [mm]: 34; L 631 mm; Vers. produced by BEHR; W 608 mm	8MK 376 721-281	766 Radiator, engine cooling

Manufacturer - Model	Power	Displ.	Year of Constr.	Remark	Part Number	Page
MERCEDES-BENZ - SK						07/87→
1922 K	160 - 165 kW		05/89→08/94	Capacity [Litre]: 11,8; Depth [mm]: 220; + OE 0005002149; L 552 mm; Vers. produced by BEHR; W 455 mm	8MA 376 705-191 Expansion Tank, coolant	780
				Manual Transmission / Automatic Transmission; Vehicle Trim Level: SA W50730/05; for vehicles with/without air conditioning; Depth [mm]: 46; L 632 mm; Vers. produced by BEHR; W 606 mm	8MK 376 709-321 Radiator, engine cooling	757
1929 A	340 kW		07/88→08/94	Capacity [Litre]: 11,8; Depth [mm]: 220; + OE 0005002149; L 552 mm; Vers. produced by BEHR; W 455 mm	8MA 376 705-191 Expansion Tank, coolant	780
1945 AK	340 kW		07/88→08/94			
2629 A	340 kW		07/88→08/94	Depth [mm]: 47; L 662 mm; Vers. produced by BEHR; W 645 mm	8MK 376 709-591 Radiator, engine cooling	758
				Ø 680 mm; Number of Fan Blades: 8; Thermic; Vers. produced by BEHR	8MV 376 728-181 Fan, radiator	749
1935	260 - 269 kW		05/89→08/94	Capacity [Litre]: 11,8; Depth [mm]: 220; + OE 0005002149; L 552 mm; Vers. produced by BEHR; W 455 mm	8MA 376 705-191 Expansion Tank, coolant	780
				Depth [mm]: 47; L 662 mm; Vers. produced by BEHR; W 645 mm	8MK 376 709-591 Radiator, engine cooling	758
				Depth [mm]: 42; + OE 6525014501; L 730 mm; Vers. produced by BEHR; W 638 mm	8MK 376 721-141 Radiator, engine cooling	761
				Vehicle Trim Level: SA W50730/02; Depth [mm]: 42; + OE 6525014401; L 730 mm; Vers. produced by BEHR; W 638 mm	8MK 376 721-321 Radiator, engine cooling	767
1935 AK	250 - 269 kW		05/89→08/94	Capacity [Litre]: 11,8; Depth [mm]: 220; + OE 0005002149; L 552 mm; Vers. produced by BEHR; W 455 mm	8MA 376 705-191 Expansion Tank, coolant	780
2435	250 - 260 kW		07/87→09/96			
2435 S	250 - 269 kW		07/88→08/94			
2635 A	320 kW		12/91→08/94	Depth [mm]: 42; + OE 6525014501; L 730 mm; Vers. produced by BEHR; W 638 mm	8MK 376 721-141 Radiator, engine cooling	761
2635 AS	250 - 269 kW		02/92→08/94			
2635 K	250 - 269 kW		07/88→08/94	Depth [mm]: 42; + OE 6525014401; L 730 mm; Vers. produced by BEHR; W 638 mm	8MK 376 721-321 Radiator, engine cooling	767
2635 K	320 kW		07/91→08/94			
				Ø 233 mm; Thermic; to RPM: →1,800; Vers. produced by BEHR	8MV 376 730-061 Clutch, radiator fan	743
				Vers. produced by BEHR	8MV 376 733-151 Fan Wheel, engine cooling	752
1935 AS	250 - 269 kW		05/89→08/94	Capacity [Litre]: 11,8; Depth [mm]: 220; + OE 0005002249; L 552 mm; Vers. produced by BEHR; W 455 mm	8MA 376 705-201 Expansion Tank, coolant	781
				Depth [mm]: 42; + OE 6525014501; L 730 mm; Vers. produced by BEHR; W 638 mm	8MK 376 721-141 Radiator, engine cooling	761
				Depth [mm]: 42; + OE 6525014401; L 730 mm; Vers. produced by BEHR; W 638 mm	8MK 376 721-321 Radiator, engine cooling	767
				Ø 233 mm; Thermic; to RPM: →1,800; Vers. produced by BEHR	8MV 376 730-061 Clutch, radiator fan	743
				Vers. produced by BEHR	8MV 376 733-151 Fan Wheel, engine cooling	752
1935 K	250 - 269 kW		05/89→08/94	Depth [mm]: 42; + OE 6525014501; L 730 mm; Vers. produced by BEHR; W 638 mm	8MK 376 721-141 Radiator, engine cooling	761
				Ø 233 mm; Thermic; to RPM: →1,800; Vers. produced by BEHR	8MV 376 730-061 Clutch, radiator fan	743
				Vers. produced by BEHR	8MV 376 733-151 Fan Wheel, engine cooling	752
1935 S	269 kW		05/89→08/94	Capacity [Litre]: 11,8; Depth [mm]: 220; + OE 0005002149; L 552 mm; Vers. produced by BEHR; W 455 mm	8MA 376 705-191 Expansion Tank, coolant	780
2635 A	260 - 269 kW		02/90→08/94			
3235	260 kW		07/88→08/94	Depth [mm]: 42; + OE 6525014501; L 730 mm; Vers. produced by BEHR; W 638 mm	8MK 376 721-141 Radiator, engine cooling	761
				Depth [mm]: 42; + OE 6525014401; L 730 mm; Vers. produced by BEHR; W 638 mm	8MK 376 721-321 Radiator, engine cooling	767
2024	180 kW		02/93→09/96	Capacity [Litre]: 11,8; Depth [mm]: 220; + OE 0005002249; L 552 mm; Vers. produced by BEHR; W 455 mm	8MA 376 705-201 Expansion Tank, coolant	781
2024	180 kW		01/94→09/96			
2024 AK	180 kW		01/94→09/96			
2027 AK	200 kW		02/93→09/96	Automatic Transmission; for vehicles without air conditioning; Depth [mm]: 42; L 810 mm; Vers. produced by BEHR; W 638 mm	8MK 376 721-151 Radiator, engine cooling	761
2531	230 kW		05/91→09/96			
				Ø 203 mm; Thermic; Vers. produced by BEHR	8MV 376 731-421 Clutch, radiator fan	744
				Ø 680 mm; Number of Fan Blades: 8; Vers. produced by BEHR	8MV 376 733-071 Fan Wheel, engine cooling	751
2024 AK	180 kW		02/93→09/96	Capacity [Litre]: 11,8; Depth [mm]: 220; + OE 0005002149; L 552 mm; Vers. produced by BEHR; W 455 mm	8MA 376 705-191 Expansion Tank, coolant	780
				Capacity [Litre]: 11,8; Depth [mm]: 220; + OE 0005002249; L 552 mm; Vers. produced by BEHR; W 455 mm	8MA 376 705-201 Expansion Tank, coolant	781
				Manual Transmission / Automatic Transmission; Vehicle Trim Level: SA W50730/05; for vehicles with/without air conditioning; Depth [mm]: 46; L 632 mm; Vers. produced by BEHR; W 606 mm	8MK 376 709-321 Radiator, engine cooling	757

Manufacturer - Model	Power	Displ.	Year of Constr.	Remark	Part Number	Page				
MERCEDES-BENZ - SK						07/87→				
2024 AK	180 kW		02/93→09/96	Automatic Transmission; for vehicles without air conditioning; Depth [mm]: 42; L 810 mm; Vers. produced by BEHR; W 638 mm	8MK 376 721-151 Radiator, engine cooling	761				
				Manual Transmission / Automatic Transmission; for vehicles with/without air conditioning; Depth [mm]: 34; L 631 mm; Vers. produced by BEHR; W 608 mm	8MK 376 721-281 Radiator, engine cooling	766				
				Ø 203 mm; Thermic; Vers. produced by BEHR	8MV 376 731-421 Clutch, radiator fan	744				
				Ø 680 mm; Number of Fan Blades: 8; Vers. produced by BEHR	8MV 376 733-071 Fan Wheel, engine cooling	751				
2024 K	180 kW		02/93→09/96	Capacity [Litre]: 11,8; Depth [mm]: 220; + OE 0005002249; L 552 mm; Vers. produced by BEHR; W 455 mm	8MA 376 705-201 Expansion Tank, coolant	781				
2024 K	180 kW		01/94→09/96	Ø 203 mm; Thermic; Vers. produced by BEHR	8MV 376 731-421 Clutch, radiator fan	744				
				Ø 680 mm; Number of Fan Blades: 8; Vers. produced by BEHR	8MV 376 733-071 Fan Wheel, engine cooling	751				
2031 A	230 kW		03/92→09/96	Capacity [Litre]: 11,8; Depth [mm]: 220; + OE 0005002249; L 552 mm; Vers. produced by BEHR; W 455 mm	8MA 376 705-191 Expansion Tank, coolant	780				
				Capacity [Litre]: 11,8; Depth [mm]: 220; + OE 0005002249; L 552 mm; Vers. produced by BEHR; W 455 mm	8MA 376 705-201 Expansion Tank, coolant	781				
				Depth [mm]: 47; L 662 mm; Vers. produced by BEHR; W 645 mm	8MK 376 709-591 Radiator, engine cooling	758				
				Automatic Transmission; for vehicles without air conditioning; Depth [mm]: 42; L 810 mm; Vers. produced by BEHR; W 638 mm	8MK 376 721-151 Radiator, engine cooling	761				
				Ø 680 mm; Number of Fan Blades: 8; Thermic; Vers. produced by BEHR	8MV 376 728-181 Fan, radiator	749				
				Ø 203 mm; Thermic; Vers. produced by BEHR	8MV 376 731-421 Clutch, radiator fan	744				
				Ø 680 mm; Number of Fan Blades: 8; Vers. produced by BEHR	8MV 376 733-071 Fan Wheel, engine cooling	751				
				Vers. produced by BEHR	8MV 376 733-151 Fan Wheel, engine cooling	752				
2031 A	280 kW		03/92→09/96	Capacity [Litre]: 11,8; Depth [mm]: 220; + OE 0005002249; L 552 mm; Vers. produced by BEHR; W 455 mm	8MA 376 705-201 Expansion Tank, coolant	781				
2031 A	280 kW		01/94→09/96							
2031 A	320 kW		03/92→09/96							
2634	250 kW		06/92→09/96	Automatic Transmission; for vehicles without air conditioning; Depth [mm]: 42; L 810 mm; Vers. produced by BEHR; W 638 mm	8MK 376 721-151 Radiator, engine cooling	761				
				Ø 233 mm; Thermic; to RPM: →1,800; Vers. produced by BEHR	8MV 376 730-061 Clutch, radiator fan	743				
				Vers. produced by BEHR	8MV 376 733-151 Fan Wheel, engine cooling	752				
2031 K 2631 B	230 kW 230 kW		03/92→09/96 06/92→09/96	Capacity [Litre]: 11,8; Depth [mm]: 220; + OE 0005002249; L 552 mm; Vers. produced by BEHR; W 455 mm	8MA 376 705-201 Expansion Tank, coolant	781				
				Automatic Transmission; for vehicles without air conditioning; Depth [mm]: 42; L 810 mm; Vers. produced by BEHR; W 638 mm	8MK 376 721-151 Radiator, engine cooling	761				
				Ø 680 mm; Number of Fan Blades: 8; Thermic; Vers. produced by BEHR	8MV 376 728-181 Fan, radiator	749				
				Ø 203 mm; Thermic; Vers. produced by BEHR	8MV 376 731-421 Clutch, radiator fan	744				
				Ø 680 mm; Number of Fan Blades: 8; Vers. produced by BEHR	8MV 376 733-071 Fan Wheel, engine cooling	751				
2038 S	280 kW		11/91→09/96	Capacity [Litre]: 11,8; Depth [mm]: 220; + OE 0005002249; L 552 mm; Vers. produced by BEHR; W 455 mm	8MA 376 705-201 Expansion Tank, coolant	781				
				Depth [mm]: 42; L 850 mm; Vers. produced by BEHR; W 638 mm	8MK 376 721-171 Radiator, engine cooling	762				
				Ø 680 mm; Number of Fan Blades: 8; Thermic; Vers. produced by BEHR	8MV 376 728-181 Fan, radiator	749				
				Ø 233 mm; Thermic; to RPM: →1,800; Vers. produced by BEHR	8MV 376 730-061 Clutch, radiator fan	743				
				Vers. produced by BEHR	8MV 376 733-151 Fan Wheel, engine cooling	752				
2044 S	320 kW		01/92→09/96	Depth [mm]: 46; L 864 mm; Vers. produced by BEHR; W 802 mm	8MK 376 709-331 Radiator, engine cooling	757				
				Manual Transmission; for vehicles without air conditioning; 02/96→; Depth [mm]: 42; L 850 mm; Vers. produced by BEHR; W 638 mm	8MK 376 721-171 Radiator, engine cooling	762				
				Ø 233 mm; Thermic; to RPM: →1,800; Vers. produced by BEHR	8MV 376 730-061 Clutch, radiator fan	743				
				Vers. produced by BEHR	8MV 376 733-151 Fan Wheel, engine cooling	752				

Manufacturer - Model	Power	Displ.	Year of Constr.	Remark	Part Number	Page
MERCEDES-BENZ - SK						07/87→
2429,2429 L	213 - 218 kW		07/87→09/96	Capacity [Litre]: 11,8; Depth [mm]: 220; + OE 0005002149; L 552 mm; Vers. produced by BEHR; W 455 mm	8MA 376 705-191	780 Expansion Tank, coolant
				Depth [mm]: 47; L 662 mm; Vers. produced by BEHR; W 645 mm	8MK 376 709-591	758 Radiator, engine cooling
				Depth [mm]: 42; + OE 6525014501; L 730 mm; Vers. produced by BEHR; W 638 mm	8MK 376 721-141	761 Radiator, engine cooling
				Depth [mm]: 42; L 850 mm; Vers. produced by BEHR; W 638 mm	8MK 376 721-171	762 Radiator, engine cooling
2434 L	250 kW		07/87→09/96	Capacity [Litre]: 11,8; Depth [mm]: 220; + OE 0005002149; L 552 mm; Vers. produced by BEHR; W 455 mm	8MA 376 705-191	780 Expansion Tank, coolant
				Depth [mm]: 47; L 662 mm; Vers. produced by BEHR; W 645 mm	8MK 376 709-591	758 Radiator, engine cooling
				Depth [mm]: 42; + OE 6525014501; L 730 mm; Vers. produced by BEHR; W 638 mm	8MK 376 721-141	761 Radiator, engine cooling
				Depth [mm]: 42; L 850 mm; Vers. produced by BEHR; W 638 mm	8MK 376 721-171	762 Radiator, engine cooling
				Ø 680 mm; Number of Fan Blades: 8; Thermic; Vers. produced by BEHR	8MV 376 728-181	749 Fan, radiator
				Ø 233 mm; Thermic; to RPM: →1,800; Vers. produced by BEHR	8MV 376 730-061	743 Clutch, radiator fan
2435 2435 S,2435 LS 2635 2635	260 - 269 kW		07/88→08/94 07/87→09/96 07/88→08/94 07/88→08/94	Capacity [Litre]: 11,8; Depth [mm]: 220; + OE 0005002149; L 552 mm; Vers. produced by BEHR; W 455 mm	8MA 376 705-191	780 Expansion Tank, coolant
				Depth [mm]: 42; + OE 6525014501; L 730 mm; Vers. produced by BEHR; W 638 mm	8MK 376 721-141	761 Radiator, engine cooling
				Vehicle Trim Level: SA W50730/02; Depth [mm]: 42; + OE 6525014401; L 730 mm; Vers. produced by BEHR; W 638 mm	8MK 376 721-321	767 Radiator, engine cooling
				Capacity [Litre]: 11,8; Depth [mm]: 220; + OE 0005002149; L 552 mm; Vers. produced by BEHR; W 455 mm	8MA 376 705-191	780 Expansion Tank, coolant
				Depth [mm]: 42; + OE 6525014401; L 730 mm; Vers. produced by BEHR; W 638 mm	8MK 376 721-321	767 Radiator, engine cooling
2435 K	250 - 269 kW		07/88→08/94	Capacity [Litre]: 11,8; Depth [mm]: 220; + OE 0005002149; L 552 mm; Vers. produced by BEHR; W 455 mm	8MA 376 705-191	780 Expansion Tank, coolant
				Vehicle Trim Level: SA W50700/12; Depth [mm]: 42; + OE 6525014501; L 730 mm; Vers. produced by BEHR; W 638 mm	8MK 376 721-141	761 Radiator, engine cooling
				Depth [mm]: 42; + OE 6525014401; L 730 mm; Vers. produced by BEHR; W 638 mm	8MK 376 721-321	767 Radiator, engine cooling
				Ø 233 mm; Thermic; to RPM: →1,800; Vers. produced by BEHR	8MV 376 730-061	743 Clutch, radiator fan
				Vers. produced by BEHR	8MV 376 733-151	752 Fan Wheel, engine cooling
2435 LS 3235 L	260 kW		07/87→09/96 07/87→09/96	Capacity [Litre]: 11,8; Depth [mm]: 220; + OE 0005002149; L 552 mm; Vers. produced by BEHR; W 455 mm	8MA 376 705-191	780 Expansion Tank, coolant
				Depth [mm]: 42; + OE 6525014401; L 730 mm; Vers. produced by BEHR; W 638 mm	8MK 376 721-321	767 Radiator, engine cooling
2448 LS	353 - 362 kW		07/88→07/92	Capacity [Litre]: 11,8; Depth [mm]: 220; + OE 0005002149; L 552 mm; Vers. produced by BEHR; W 455 mm	8MA 376 705-191	780 Expansion Tank, coolant
				Capacity [Litre]: 11,8; Depth [mm]: 220; + OE 0005002249; L 552 mm; Vers. produced by BEHR; W 455 mm	8MA 376 705-201	781 Expansion Tank, coolant
				Depth [mm]: 46; L 864 mm; Vers. produced by BEHR; W 802 mm	8MK 376 709-331	757 Radiator, engine cooling
				Depth [mm]: 42; + OE 6525014401; L 730 mm; Vers. produced by BEHR; W 638 mm	8MK 376 721-321	767 Radiator, engine cooling
				Ø 680 mm; Number of Fan Blades: 8; Thermic; Vers. produced by BEHR	8MV 376 728-181	749 Fan, radiator
2531, 2531 L	230 kW		07/87→09/96	Capacity [Litre]: 11,8; Depth [mm]: 220; + OE 0005002249; L 552 mm; Vers. produced by BEHR; W 455 mm	8MA 376 705-201	781 Expansion Tank, coolant
				Automatic Transmission; for vehicles without air conditioning; Depth [mm]: 42; L 810 mm; Vers. produced by BEHR; W 638 mm	8MK 376 721-151	761 Radiator, engine cooling
				Ø 680 mm; Number of Fan Blades: 8; Thermic; Vers. produced by BEHR	8MV 376 728-181	749 Fan, radiator
				Ø 203 mm; Thermic; Vers. produced by BEHR	8MV 376 731-421	744 Clutch, radiator fan
				Ø 680 mm; Number of Fan Blades: 8; Vers. produced by BEHR	8MV 376 733-071	751 Fan Wheel, engine cooling
				Broad version: 1; Ø 750 mm; Number of Fan Blades: 8; Outer Width [mm]: 120; Vers. produced by BEHR; W 78 mm	8MV 376 733-081	751 Fan Wheel, engine cooling
				Ø 750 mm; Number of Fan Blades: 8; Outer Width [mm]: 85; Vers. produced by BEHR; W 78 mm	8MV 376 733-231	753 Fan Wheel, engine cooling

Manufacturer - Model	Power	Displ.	Year of Constr.	Remark	Part Number	Page
MERCEDES-BENZ - SK						07/87→
2534, 2534 L	250 kW		07/87→09/96	Capacity [Litre]: 11,8; Depth [mm]: 220; + OE 0005002249; L 552 mm; Vers. produced by BEHR; W 455 mm	8MA 376 705-201	781 Expansion Tank, coolant
				Automatic Transmission; for vehicles without air conditioning; Depth [mm]: 42; L 810 mm; Vers. produced by BEHR; W 638 mm	8MK 376 721-151	761 Radiator, engine cooling
				Depth [mm]: 42; L 850 mm; Vers. produced by BEHR; W 638 mm	8MK 376 721-171	762 Radiator, engine cooling
				Ø 680 mm; Number of Fan Blades: 8; Thermic; Vers. produced by BEHR	8MV 376 728-181	749 Fan, radiator
				Ø 233 mm; Thermic; to RPM: →1,800; Vers. produced by BEHR	8MV 376 730-061	743 Clutch, radiator fan
				Ø 203 mm; Thermic; Vers. produced by BEHR	8MV 376 731-421	744 Clutch, radiator fan
				Ø 680 mm; Number of Fan Blades: 8; Vers. produced by BEHR	8MV 376 733-071	751 Fan Wheel, engine cooling
				Vers. produced by BEHR	8MV 376 733-151	752 Fan Wheel, engine cooling
2538 2634 S	280 kW 250 kW		03/91→09/96 06/92→09/96	Capacity [Litre]: 11,8; Depth [mm]: 220; + OE 0005002249; L 552 mm; Vers. produced by BEHR; W 455 mm	8MA 376 705-201	781 Expansion Tank, coolant
				Automatic Transmission; for vehicles without air conditioning; Depth [mm]: 42; L 810 mm; Vers. produced by BEHR; W 638 mm	8MK 376 721-151	761 Radiator, engine cooling
				Ø 680 mm; Number of Fan Blades: 8; Thermic; Vers. produced by BEHR	8MV 376 728-181	749 Fan, radiator
				Ø 233 mm; Thermic; to RPM: →1,800; Vers. produced by BEHR	8MV 376 730-061	743 Clutch, radiator fan
				Vers. produced by BEHR	8MV 376 733-151	752 Fan Wheel, engine cooling
2538 2550 K 2638 AK 2638 K 2638 S 3238 3538 AK 3538 K 3550 K	370 kW 362 - 370 kW 370 kW 370 kW 370 kW 362 - 370 kW 370 kW 362 - 370 kW 370 kW		03/91→09/96 07/87→09/96 09/91→09/96 09/91→09/96 09/91→09/96 10/90→09/96 03/91→09/96 03/91→09/96 03/91→09/96	Capacity [Litre]: 11,8; Depth [mm]: 220; + OE 0005002249; L 552 mm; Vers. produced by BEHR; W 455 mm	8MA 376 705-201	781 Expansion Tank, coolant
				Automatic Transmission; for vehicles without air conditioning; Depth [mm]: 42; L 810 mm; Vers. produced by BEHR; W 638 mm	8MK 376 721-151	761 Radiator, engine cooling
				Depth [mm]: 42; L 850 mm; Vers. produced by BEHR; W 638 mm	8MK 376 721-171	762 Radiator, engine cooling
				Ø 680 mm; Number of Fan Blades: 8; Thermic; Vers. produced by BEHR	8MV 376 728-181	749 Fan, radiator
				Vers. produced by BEHR	8MV 376 733-151	752 Fan Wheel, engine cooling
				Capacity [Litre]: 11,8; Depth [mm]: 220; + OE 0005002149; L 552 mm; Vers. produced by BEHR; W 455 mm	8MA 376 705-191	780 Expansion Tank, coolant
				Capacity [Litre]: 11,8; Depth [mm]: 220; + OE 0005002249; L 552 mm; Vers. produced by BEHR; W 455 mm	8MA 376 705-201	781 Expansion Tank, coolant
				Depth [mm]: 46; L 864 mm; Vers. produced by BEHR; W 802 mm	8MK 376 709-331	757 Radiator, engine cooling
				Depth [mm]: 47; L 662 mm; Vers. produced by BEHR; W 645 mm	8MK 376 709-591	758 Radiator, engine cooling
				Depth [mm]: 42; + OE 6525014501; L 730 mm; Vers. produced by BEHR; W 638 mm	8MK 376 721-141	761 Radiator, engine cooling
Automatic Transmission; for vehicles without air conditioning; Depth [mm]: 42; L 810 mm; Vers. produced by BEHR; W 638 mm	8MK 376 721-151	761 Radiator, engine cooling				
Manual Transmission; for vehicles without air conditioning; 02/96→; Depth [mm]: 42; L 850 mm; Vers. produced by BEHR; W 638 mm	8MK 376 721-171	762 Radiator, engine cooling				
Ø 233 mm; Thermic; to RPM: →1,800; Vers. produced by BEHR	8MV 376 730-061	743 Clutch, radiator fan				
Vers. produced by BEHR	8MV 376 733-151	752 Fan Wheel, engine cooling				
2544 S	320 kW		07/88→08/94	Capacity [Litre]: 11,8; Depth [mm]: 220; + OE 0005002149; L 552 mm; Vers. produced by BEHR; W 455 mm	8MA 376 705-191	780 Expansion Tank, coolant
				Depth [mm]: 42; + OE 6525014501; L 730 mm; Vers. produced by BEHR; W 638 mm	8MK 376 721-141	761 Radiator, engine cooling
				Depth [mm]: 42; + OE 6525014401; L 730 mm; Vers. produced by BEHR; W 638 mm	8MK 376 721-321	767 Radiator, engine cooling
				Ø 233 mm; Thermic; to RPM: →1,800; Vers. produced by BEHR	8MV 376 730-061	743 Clutch, radiator fan

Manufacturer - Model	Power	Displ.	Year of Constr.	Remark	Part Number	Page
MERCEDES-BENZ - SK						07/87→
2544 S, LS	320 kW		01/92→09/96	Capacity [Litre]: 11,8; Depth [mm]: 220; + OE 0005002249; L 552 mm; Vers. produced by BEHR; W 455 mm	8MA 376 705-201	781 Expansion Tank, coolant
				Depth [mm]: 46; L 864 mm; Vers. produced by BEHR; W 802 mm	8MK 376 709-331	757 Radiator, engine cooling
				Manual Transmission; for vehicles without air conditioning; 02/96→ ; Depth [mm]: 42; L 850 mm; Vers. produced by BEHR; W 638 mm	8MK 376 721-171	762 Radiator, engine cooling
				Depth [mm]: 42; + OE 6525014401; L 730 mm; Vers. produced by BEHR; W 638 mm	8MK 376 721-321	767 Radiator, engine cooling
				Ø 233 mm; Thermic; to RPM: →1,800; Vers. produced by BEHR	8MV 376 730-061	743 Clutch, radiator fan
				Vers. produced by BEHR	8MV 376 733-151	752 Fan Wheel, engine cooling
2550 2635 AK 2635 K	362 - 370 kW		07/87→09/96 02/90→08/94 07/88→08/94	Capacity [Litre]: 11,8; Depth [mm]: 220; + OE 0005002149; L 552 mm; Vers. produced by BEHR; W 455 mm	8MA 376 705-191	780 Expansion Tank, coolant
				Depth [mm]: 42; + OE 6525014501; L 730 mm; Vers. produced by BEHR; W 638 mm	8MK 376 721-141	761 Radiator, engine cooling
				Depth [mm]: 42; + OE 6525014401; L 730 mm; Vers. produced by BEHR; W 638 mm	8MK 376 721-321	767 Radiator, engine cooling
				Ø 680 mm; Number of Fan Blades: 8; Thermic; Vers. produced by BEHR	8MV 376 728-181	749 Fan, radiator
				Vers. produced by BEHR	8MV 376 733-151	752 Fan Wheel, engine cooling
2553,2553 L	390 kW		07/87→09/96	Capacity [Litre]: 11,8; Depth [mm]: 220; + OE 0005002249; L 552 mm; Vers. produced by BEHR; W 455 mm	8MA 376 705-201	781 Expansion Tank, coolant
				Depth [mm]: 46; L 864 mm; Vers. produced by BEHR; W 802 mm	8MK 376 709-331	757 Radiator, engine cooling
				Depth [mm]: 42; L 850 mm; Vers. produced by BEHR; W 638 mm	8MK 376 721-171	762 Radiator, engine cooling
				Vers. produced by BEHR	8MV 376 733-151	752 Fan Wheel, engine cooling
2553 S, 2553 LS	390 kW		01/96→09/96	Capacity [Litre]: 11,8; Depth [mm]: 220; + OE 0005002249; L 552 mm; Vers. produced by BEHR; W 455 mm	8MA 376 705-201	781 Expansion Tank, coolant
				Vers. produced by BEHR	8MV 376 733-151	752 Fan Wheel, engine cooling
2629	269 kW		07/88→08/94	Depth [mm]: 47; L 662 mm; Vers. produced by BEHR; W 645 mm	8MK 376 709-591	758 Radiator, engine cooling
				Depth [mm]: 42; + OE 6525014501; L 730 mm; Vers. produced by BEHR; W 638 mm	8MK 376 721-141	761 Radiator, engine cooling
2629 A 2629 A 2629 AK	280 kW 320 kW 320 kW		07/88→08/94 07/88→08/94 07/88→08/94	Capacity [Litre]: 11,8; Depth [mm]: 220; + OE 0005002149; L 552 mm; Vers. produced by BEHR; W 455 mm	8MA 376 705-191	780 Expansion Tank, coolant
				Depth [mm]: 47; L 662 mm; Vers. produced by BEHR; W 645 mm	8MK 376 709-591	758 Radiator, engine cooling
				Ø 233 mm; Thermic; to RPM: →1,800; Vers. produced by BEHR	8MV 376 730-061	743 Clutch, radiator fan
				Vers. produced by BEHR	8MV 376 733-151	752 Fan Wheel, engine cooling
2629 A 2629 AK 2629 AS 2648 AS	362 - 370 kW 362 - 370 kW 362 - 370 kW 362 - 370 kW		07/88→08/94 07/88→08/94 07/88→08/94 07/88→08/94	Capacity [Litre]: 11,8; Depth [mm]: 220; + OE 0005002149; L 552 mm; Vers. produced by BEHR; W 455 mm	8MA 376 705-191	780 Expansion Tank, coolant
				Depth [mm]: 47; L 662 mm; Vers. produced by BEHR; W 645 mm	8MK 376 709-591	758 Radiator, engine cooling
				Ø 680 mm; Number of Fan Blades: 8; Thermic; Vers. produced by BEHR	8MV 376 728-181	749 Fan, radiator
				Vers. produced by BEHR	8MV 376 733-151	752 Fan Wheel, engine cooling
2629 K	230 kW		07/88→08/94	Capacity [Litre]: 11,8; Depth [mm]: 220; + OE 0005002149; L 552 mm; Vers. produced by BEHR; W 455 mm	8MA 376 705-191	780 Expansion Tank, coolant
				Depth [mm]: 47; L 662 mm; Vers. produced by BEHR; W 645 mm	8MK 376 709-591	758 Radiator, engine cooling
				Depth [mm]: 42; + OE 6525014501; L 730 mm; Vers. produced by BEHR; W 638 mm	8MK 376 721-141	761 Radiator, engine cooling
				Ø 680 mm; Number of Fan Blades: 8; Thermic; Vers. produced by BEHR	8MV 376 728-181	749 Fan, radiator
				Ø 203 mm; Thermic; Vers. produced by BEHR	8MV 376 731-421	744 Clutch, radiator fan

Manufacturer - Model	Power	Displ.	Year of Constr.	Remark	Part Number	Page
MERCEDES-BENZ - SK						07/87→
2629 K	362 kW		07/88→08/94	Capacity [Litre]: 11,8; Depth [mm]: 220; + OE 0005002149; L 552 mm; Vers. produced by BEHR; W 455 mm	8MA 376 705-191	780 Expansion Tank, coolant
				Depth [mm]: 47; L 662 mm; Vers. produced by BEHR; W 645 mm	8MK 376 709-591	758 Radiator, engine cooling
				Depth [mm]: 42; + OE 6525014501; L 730 mm; Vers. produced by BEHR; W 638 mm	8MK 376 721-141	761 Radiator, engine cooling
				Ø 680 mm; Number of Fan Blades: 8; Thermic; Vers. produced by BEHR	8MV 376 728-181	749 Fan, radiator
2631 2631 S	230 - 250 kW 230 kW		06/92→09/96 06/92→09/96	Capacity [Litre]: 11,8; Depth [mm]: 220; + OE 0005002249; L 552 mm; Vers. produced by BEHR; W 455 mm	8MA 376 705-201	781 Expansion Tank, coolant
				Automatic Transmission; for vehicles without air conditioning; Depth [mm]: 42; L 810 mm; Vers. produced by BEHR; W 638 mm	8MK 376 721-151	761 Radiator, engine cooling
				Ø 680 mm; Number of Fan Blades: 8; Thermic; Vers. produced by BEHR	8MV 376 728-181	749 Fan, radiator
				Ø 233 mm; Thermic; to RPM: →1,800; Vers. produced by BEHR	8MV 376 730-061	743 Clutch, radiator fan
				Ø 203 mm; Thermic; Vers. produced by BEHR	8MV 376 731-421	744 Clutch, radiator fan
				Ø 680 mm; Number of Fan Blades: 8; Vers. produced by BEHR	8MV 376 733-071	751 Fan Wheel, engine cooling
				Vers. produced by BEHR	8MV 376 733-151	752 Fan Wheel, engine cooling
2631 A	230 kW		06/92→09/96	Automatic Transmission; for vehicles without air conditioning; Depth [mm]: 42; L 810 mm; Vers. produced by BEHR; W 638 mm	8MK 376 721-151	761 Radiator, engine cooling
				Ø 680 mm; Number of Fan Blades: 8; Thermic; Vers. produced by BEHR	8MV 376 728-181	749 Fan, radiator
				Ø 203 mm; Thermic; Vers. produced by BEHR	8MV 376 731-421	744 Clutch, radiator fan
				Ø 680 mm; Number of Fan Blades: 8; Vers. produced by BEHR	8MV 376 733-071	751 Fan Wheel, engine cooling
				Vers. produced by BEHR	8MV 376 733-151	752 Fan Wheel, engine cooling
2631 A	230 kW		01/94→09/96	Automatic Transmission; for vehicles without air conditioning; Depth [mm]: 42; L 810 mm; Vers. produced by BEHR; W 638 mm	8MK 376 721-151	761 Radiator, engine cooling
				Ø 203 mm; Thermic; Vers. produced by BEHR	8MV 376 731-421	744 Clutch, radiator fan
				Ø 680 mm; Number of Fan Blades: 8; Vers. produced by BEHR	8MV 376 733-071	751 Fan Wheel, engine cooling
				Vers. produced by BEHR	8MV 376 733-151	752 Fan Wheel, engine cooling
2631 AK, 2634 AK 2631 AS	230 kW 230 kW		06/92→09/96 06/92→09/96	Capacity [Litre]: 11,8; Depth [mm]: 220; + OE 0005002149; L 552 mm; Vers. produced by BEHR; W 455 mm	8MA 376 705-191	780 Expansion Tank, coolant
				Automatic Transmission; for vehicles without air conditioning; Depth [mm]: 42; L 810 mm; Vers. produced by BEHR; W 638 mm	8MK 376 721-151	761 Radiator, engine cooling
				Ø 680 mm; Number of Fan Blades: 8; Thermic; Vers. produced by BEHR	8MV 376 728-181	749 Fan, radiator
				Ø 203 mm; Thermic; Vers. produced by BEHR	8MV 376 731-421	744 Clutch, radiator fan
				Ø 680 mm; Number of Fan Blades: 8; Vers. produced by BEHR	8MV 376 733-071	751 Fan Wheel, engine cooling
				Vers. produced by BEHR	8MV 376 733-151	752 Fan Wheel, engine cooling
2631 AK, 2634 AK	230 kW		01/94→09/96	Capacity [Litre]: 11,8; Depth [mm]: 220; + OE 0005002149; L 552 mm; Vers. produced by BEHR; W 455 mm	8MA 376 705-191	780 Expansion Tank, coolant
				Automatic Transmission; for vehicles without air conditioning; Depth [mm]: 42; L 810 mm; Vers. produced by BEHR; W 638 mm	8MK 376 721-151	761 Radiator, engine cooling
				Ø 203 mm; Thermic; Vers. produced by BEHR	8MV 376 731-421	744 Clutch, radiator fan
				Ø 680 mm; Number of Fan Blades: 8; Vers. produced by BEHR	8MV 376 733-071	751 Fan Wheel, engine cooling
				Vers. produced by BEHR	8MV 376 733-151	752 Fan Wheel, engine cooling
2631 K	230 kW		07/88→08/94	Capacity [Litre]: 11,8; Depth [mm]: 220; + OE 0005002149; L 552 mm; Vers. produced by BEHR; W 455 mm	8MA 376 705-191	780 Expansion Tank, coolant
				Capacity [Litre]: 11,8; Depth [mm]: 220; + OE 0005002249; L 552 mm; Vers. produced by BEHR; W 455 mm	8MA 376 705-201	781 Expansion Tank, coolant
				Depth [mm]: 47; L 662 mm; Vers. produced by BEHR; W 645 mm	8MK 376 709-591	758 Radiator, engine cooling

Manufacturer - Model	Power	Displ.	Year of Constr.	Remark	Part Number	Page
MERCEDES-BENZ - SK						07/87→
2631 K	230 kW		07/88→08/94	Depth [mm]: 42; + OE 6525014501; L 730 mm; Vers. produced by BEHR; W 638 mm	8MK 376 721-141	761
					Radiator, engine cooling	
				Automatic Transmission; for vehicles without air conditioning; Depth [mm]: 42; L 810 mm; Vers. produced by BEHR; W 638 mm	8MK 376 721-151	761
					Radiator, engine cooling	
				Ø 680 mm; Number of Fan Blades: 8; Thermic; Vers. produced by BEHR	8MV 376 728-181	749
					Fan, radiator	
2635	370 kW		01/91→08/94	Capacity [Litre]: 11,8; Depth [mm]: 220; + OE 0005002149; L 552 mm; Vers. produced by BEHR; W 455 mm	8MA 376 705-191	780
					Expansion Tank, coolant	
				Depth [mm]: 42; + OE 6525014501; L 730 mm; Vers. produced by BEHR; W 638 mm	8MK 376 721-141	761
					Radiator, engine cooling	
				Vehicle Trim Level: SA W50730/02; Depth [mm]: 42; + OE 6525014401; L 730 mm; Vers. produced by BEHR; W 638 mm	8MK 376 721-321	767
					Radiator, engine cooling	
2635 AK	250 - 269 kW		02/90→08/94	Ø 680 mm; Number of Fan Blades: 8; Thermic; Vers. produced by BEHR	8MV 376 728-181	749
					Fan, radiator	
				Vers. produced by BEHR	8MV 376 733-151	752
					Fan Wheel, engine cooling	
				Capacity [Litre]: 11,8; Depth [mm]: 220; + OE 0005002149; L 552 mm; Vers. produced by BEHR; W 455 mm	8MA 376 705-191	780
					Expansion Tank, coolant	
2635 AS 2645 AS 2648 AK	362 kW 362 kW 362 - 370 kW		02/90→09/96 02/90→09/96 02/90→08/94	Depth [mm]: 47; L 662 mm; Vers. produced by BEHR; W 645 mm	8MK 376 709-591	758
					Radiator, engine cooling	
				Depth [mm]: 42; + OE 6525014501; L 730 mm; Vers. produced by BEHR; W 638 mm	8MK 376 721-141	761
					Radiator, engine cooling	
				Depth [mm]: 42; + OE 6525014401; L 730 mm; Vers. produced by BEHR; W 638 mm	8MK 376 721-321	767
					Radiator, engine cooling	
2635 K	280 kW		01/91→08/94	Ø 233 mm; Thermic; to RPM: →1,800; Vers. produced by BEHR	8MV 376 730-061	743
					Clutch, radiator fan	
				Vers. produced by BEHR	8MV 376 733-151	752
					Fan Wheel, engine cooling	
				Capacity [Litre]: 11,8; Depth [mm]: 220; + OE 0005002149; L 552 mm; Vers. produced by BEHR; W 455 mm	8MA 376 705-191	780
					Expansion Tank, coolant	
2635 S 3535 S	250 - 269 kW 250 - 260 kW		07/88→08/94 07/88→08/94	Depth [mm]: 42; + OE 6525014501; L 730 mm; Vers. produced by BEHR; W 638 mm	8MK 376 721-141	761
					Radiator, engine cooling	
				Depth [mm]: 42; + OE 6525014401; L 730 mm; Vers. produced by BEHR; W 638 mm	8MK 376 721-321	767
					Radiator, engine cooling	
				Ø 680 mm; Number of Fan Blades: 8; Thermic; Vers. produced by BEHR	8MV 376 728-181	749
					Fan, radiator	
2635 S 2650 K	362 - 370 kW 362 - 370 kW		07/88→08/94 07/88→08/94	Vers. produced by BEHR	8MV 376 733-151	752
					Fan Wheel, engine cooling	
				Capacity [Litre]: 11,8; Depth [mm]: 220; + OE 0005002149; L 552 mm; Vers. produced by BEHR; W 455 mm	8MA 376 705-191	780
					Expansion Tank, coolant	
				Depth [mm]: 42; + OE 6525014401; L 730 mm; Vers. produced by BEHR; W 638 mm	8MK 376 721-321	767
					Radiator, engine cooling	
2638 A, LA	320 kW		09/91→09/96	Ø 233 mm; Thermic; to RPM: →1,800; Vers. produced by BEHR	8MV 376 730-061	743
					Clutch, radiator fan	
				Vers. produced by BEHR	8MV 376 733-151	752
					Fan Wheel, engine cooling	
				Capacity [Litre]: 11,8; Depth [mm]: 220; + OE 0005002149; L 552 mm; Vers. produced by BEHR; W 455 mm	8MA 376 705-191	780
					Expansion Tank, coolant	

Manufacturer - Model	Power	Displ.	Year of Constr.	Remark	Part Number	Page
MERCEDES-BENZ - SK						07/87→
2638 K	280 kW		09/91→09/96	Capacity [Litre]: 11,8; Depth [mm]: 220; + OE 0005002149; L 552 mm; Vers. produced by BEHR; W 455 mm	8MA 376 705-191	780 Expansion Tank, coolant
				Capacity [Litre]: 11,8; Depth [mm]: 220; + OE 0005002249; L 552 mm; Vers. produced by BEHR; W 455 mm	8MA 376 705-201	781 Expansion Tank, coolant
				Automatic Transmission; for vehicles without air conditioning; Depth [mm]: 42; L 810 mm; Vers. produced by BEHR; W 638 mm	8MK 376 721-151	761 Radiator, engine cooling
				Depth [mm]: 42; L 850 mm; Vers. produced by BEHR; W 638 mm	8MK 376 721-171	762 Radiator, engine cooling
				Depth [mm]: 42; + OE 6525014401; L 730 mm; Vers. produced by BEHR; W 638 mm	8MK 376 721-321	767 Radiator, engine cooling
				Ø 680 mm; Number of Fan Blades: 8; Thermic; Vers. produced by BEHR	8MV 376 728-181	749 Fan, radiator
				Ø 233 mm; Thermic; to RPM: →1,800; Vers. produced by BEHR	8MV 376 730-061	743 Clutch, radiator fan
				Vers. produced by BEHR	8MV 376 733-151	752 Fan Wheel, engine cooling
2638 K 3233 B 3233 K	362 kW 250 kW 250 kW		09/91→09/96 10/90→07/92 10/90→07/92	Capacity [Litre]: 11,8; Depth [mm]: 220; + OE 0005002249; L 552 mm; Vers. produced by BEHR; W 455 mm	8MA 376 705-201	781 Expansion Tank, coolant
				Automatic Transmission; for vehicles without air conditioning; Depth [mm]: 42; L 810 mm; Vers. produced by BEHR; W 638 mm	8MK 376 721-151	761 Radiator, engine cooling
				Depth [mm]: 42; L 850 mm; Vers. produced by BEHR; W 638 mm	8MK 376 721-171	762 Radiator, engine cooling
				Ø 680 mm; Number of Fan Blades: 8; Thermic; Vers. produced by BEHR	8MV 376 728-181	749 Fan, radiator
				Vers. produced by BEHR	8MV 376 733-151	752 Fan Wheel, engine cooling
2644, 2644 L	320 kW		01/92→09/96	Capacity [Litre]: 11,8; Depth [mm]: 220; + OE 0005002249; L 552 mm; Vers. produced by BEHR; W 455 mm	8MA 376 705-201	781 Expansion Tank, coolant
				Automatic Transmission; for vehicles without air conditioning; Depth [mm]: 42; L 810 mm; Vers. produced by BEHR; W 638 mm	8MK 376 721-151	761 Radiator, engine cooling
				Manual Transmission; for vehicles without air conditioning; 02/96→; Depth [mm]: 42; L 850 mm; Vers. produced by BEHR; W 638 mm	8MK 376 721-171	762 Radiator, engine cooling
				Ø 233 mm; Thermic; to RPM: →1,800; Vers. produced by BEHR	8MV 376 730-061	743 Clutch, radiator fan
				Vers. produced by BEHR	8MV 376 733-151	752 Fan Wheel, engine cooling
2644 S	320 kW		01/92→09/96	Capacity [Litre]: 11,8; Depth [mm]: 220; + OE 0005002249; L 552 mm; Vers. produced by BEHR; W 455 mm	8MA 376 705-201	781 Expansion Tank, coolant
				Vehicle Trim Level: SA W50800/17/18; Depth [mm]: 46; L 864 mm; Vers. produced by BEHR; W 802 mm	8MK 376 709-331	757 Radiator, engine cooling
				Manual Transmission; for vehicles without air conditioning; 02/96→; Depth [mm]: 42; L 850 mm; Vers. produced by BEHR; W 638 mm	8MK 376 721-171	762 Radiator, engine cooling
				Ø 233 mm; Thermic; to RPM: →1,800; Vers. produced by BEHR	8MV 376 730-061	743 Clutch, radiator fan
				Vers. produced by BEHR	8MV 376 733-151	752 Fan Wheel, engine cooling
2648 S 3248	329 kW 353 kW		12/88→07/92 07/87→09/96	Capacity [Litre]: 11,8; Depth [mm]: 220; + OE 0005002249; L 552 mm; Vers. produced by BEHR; W 455 mm	8MA 376 705-201	781 Expansion Tank, coolant
				Ø 680 mm; Number of Fan Blades: 8; Thermic; Vers. produced by BEHR	8MV 376 728-181	749 Fan, radiator
2648 S	353 - 362 kW		12/88→07/92	Capacity [Litre]: 11,8; Depth [mm]: 220; + OE 0005002249; L 552 mm; Vers. produced by BEHR; W 455 mm	8MA 376 705-201	781 Expansion Tank, coolant
				Vehicle Trim Level: SA W50800/17/18; Depth [mm]: 46; L 864 mm; Vers. produced by BEHR; W 802 mm	8MK 376 709-331	757 Radiator, engine cooling
				Ø 680 mm; Number of Fan Blades: 8; Thermic; Vers. produced by BEHR	8MV 376 728-181	749 Fan, radiator
2650 A	370 kW		07/87→09/96	Capacity [Litre]: 11,8; Depth [mm]: 220; + OE 0005002249; L 552 mm; Vers. produced by BEHR; W 455 mm	8MA 376 705-201	781 Expansion Tank, coolant
				Automatic Transmission; for vehicles without air conditioning; Depth [mm]: 42; L 810 mm; Vers. produced by BEHR; W 638 mm	8MK 376 721-151	761 Radiator, engine cooling
				Vers. produced by BEHR	8MV 376 733-151	752 Fan Wheel, engine cooling
2650 AK	362 - 370 kW		07/88→08/94	Capacity [Litre]: 11,8; Depth [mm]: 220; + OE 0005002149; L 552 mm; Vers. produced by BEHR; W 455 mm	8MA 376 705-191	780 Expansion Tank, coolant
				Capacity [Litre]: 11,8; Depth [mm]: 220; + OE 0005002249; L 552 mm; Vers. produced by BEHR; W 455 mm	8MA 376 705-201	781 Expansion Tank, coolant

Manufacturer - Model	Power	Displ.	Year of Constr.	Remark	Part Number	Page	
MERCEDES-BENZ - SK						07/87→	
2650 AK	362 - 370 kW		07/88→08/94	Depth [mm]: 47; L 662 mm; Vers. produced by BEHR; W 645 mm	8MK 376 709-591	758	
					Radiator, engine cooling		
				Depth [mm]: 42; + OE 6525014501; L 730 mm; Vers. produced by BEHR; W 638 mm	8MK 376 721-141	761	
					Radiator, engine cooling		
				Automatic Transmission; for vehicles without air conditioning; Depth [mm]: 42; L 810 mm; Vers. produced by BEHR; W 638 mm	8MK 376 721-151	761	
					Radiator, engine cooling		
				Depth [mm]: 42; L 850 mm; Vers. produced by BEHR; W 638 mm	8MK 376 721-171	762	
	Radiator, engine cooling						
				Depth [mm]: 42; + OE 6525014401; L 730 mm; Vers. produced by BEHR; W 638 mm	8MK 376 721-321	767	
					8MK 376 721-321	Radiator, engine cooling	
				Ø 680 mm; Number of Fan Blades: 8; Thermic; Vers. produced by BEHR	8MV 376 728-181	749	
					Fan, radiator		
				Vers. produced by BEHR	8MV 376 733-151	752	
					Fan Wheel, engine cooling		
2650 AS	362 - 370 kW		01/94→09/96	Capacity [Litre]: 11,8; Depth [mm]: 220; + OE 0005002149; L 552 mm; Vers. produced by BEHR; W 455 mm	8MA 376 705-191	780	
					Expansion Tank, coolant		
				Capacity [Litre]: 11,8; Depth [mm]: 220; + OE 0005002249; L 552 mm; Vers. produced by BEHR; W 455 mm	8MA 376 705-201	781	
					Expansion Tank, coolant		
				Depth [mm]: 47; L 662 mm; Vers. produced by BEHR; W 645 mm	8MK 376 709-591	758	
					Radiator, engine cooling		
				Automatic Transmission; for vehicles without air conditioning; Depth [mm]: 42; L 810 mm; Vers. produced by BEHR; W 638 mm	8MK 376 721-151	761	
	Radiator, engine cooling						
				Depth [mm]: 42; L 850 mm; Vers. produced by BEHR; W 638 mm	8MK 376 721-171	762	
					Radiator, engine cooling		
				Ø 680 mm; Number of Fan Blades: 8; Thermic; Vers. produced by BEHR	8MV 376 728-181	749	
					Fan, radiator		
				Vers. produced by BEHR	8MV 376 733-151	752	
					Fan Wheel, engine cooling		
2653 AK 3238	390 kW		07/92→09/96	Capacity [Litre]: 11,8; Depth [mm]: 220; + OE 0005002249; L 552 mm; Vers. produced by BEHR; W 455 mm	8MA 376 705-201	781	
	261 kW		03/91→09/96			Expansion Tank, coolant	
					8MK 376 721-151	761	
				Automatic Transmission; for vehicles without air conditioning; Depth [mm]: 42; L 810 mm; Vers. produced by BEHR; W 638 mm		Radiator, engine cooling	
				Depth [mm]: 42; L 850 mm; Vers. produced by BEHR; W 638 mm	8MK 376 721-171	762	
					Radiator, engine cooling		
3053 S 3053 S 4050 A	390 kW		01/94→09/96	Vers. produced by BEHR	8MV 376 733-151	752	
	370 kW		12/93→09/96			Fan Wheel, engine cooling	
	370 kW		07/87→				
3235 K	260 - 269 kW		07/87→07/92	Capacity [Litre]: 5,5; Black; Depth [mm]: 181; L 585 mm; Plastic; Vers. produced by BEHR; W 130 mm	8MA 376 705-121	779	
					Expansion Tank, coolant		
				Capacity [Litre]: 11,8; Depth [mm]: 220; + OE 0005002149; L 552 mm; Vers. produced by BEHR; W 455 mm	8MA 376 705-191	780	
					Expansion Tank, coolant		
				Depth [mm]: 42; + OE 6525014501; L 730 mm; Vers. produced by BEHR; W 638 mm	8MK 376 721-141	761	
					Radiator, engine cooling		
3236 A 4050 A 4850 A	261 kW		07/87→09/96	Ø 680 mm; Number of Fan Blades: 8; Thermic; Vers. produced by BEHR	8MV 376 728-181	749	
	368 kW		07/87→			Fan, radiator	
	368 kW		07/87→				
3244 L 3544	320 kW		07/87→09/96	Capacity [Litre]: 11,8; Depth [mm]: 220; + OE 0005002249; L 552 mm; Vers. produced by BEHR; W 455 mm	8MA 376 705-201	781	
	320 kW		01/92→09/96			Expansion Tank, coolant	
					Depth [mm]: 46; L 864 mm; Vers. produced by BEHR; W 802 mm	8MK 376 709-331	757
						Radiator, engine cooling	
				Ø 233 mm; Thermic; to RPM: →1,800; Vers. produced by BEHR	8MV 376 730-061	743	
					Clutch, radiator fan		
				Vers. produced by BEHR	8MV 376 733-151	752	
					Fan Wheel, engine cooling		
3535	260 - 269 kW		07/88→08/94	Capacity [Litre]: 11,8; Depth [mm]: 220; + OE 0005002149; L 552 mm; Vers. produced by BEHR; W 455 mm	8MA 376 705-191	780	
					Expansion Tank, coolant		
				Depth [mm]: 47; L 662 mm; Vers. produced by BEHR; W 645 mm	8MK 376 709-591	758	
					Radiator, engine cooling		
				Depth [mm]: 42; + OE 6525014501; L 730 mm; Vers. produced by BEHR; W 638 mm	8MK 376 721-141	761	
					Radiator, engine cooling		
				Depth [mm]: 42; + OE 6525014401; L 730 mm; Vers. produced by BEHR; W 638 mm	8MK 376 721-321	767	
					Radiator, engine cooling		

Manufacturer - Model	Power	Displ.	Year of Constr.	Remark	Part Number	Page
MERCEDES-BENZ - SK						07/87→
3535 AK 3535 K	280 kW 280 kW		03/91→08/94 03/91→08/94	Capacity [Litre]: 11,8; Depth [mm]: 220; + OE 0005002149; L 552 mm; Vers. produced by BEHR; W 455 mm Depth [mm]: 42; + OE 6525014501; L 730 mm; Vers. produced by BEHR; W 638 mm Ø 233 mm; Thermic; to RPM: →1,800; Vers. produced by BEHR	8MA 376 705-191 Expansion Tank, coolant 8MK 376 721-141 Radiator, engine cooling 8MV 376 730-061 Clutch, radiator fan 8MV 376 733-151 Fan Wheel, engine cooling	780 780 761 743 752
3535 B 3535 K	362 kW 362 kW		10/88→08/94 10/88→08/94	Capacity [Litre]: 11,8; Depth [mm]: 220; + OE 0005002149; L 552 mm; Vers. produced by BEHR; W 455 mm Depth [mm]: 42; + OE 6525014501; L 730 mm; Vers. produced by BEHR; W 638 mm Ø 680 mm; Number of Fan Blades: 8; Thermic; Vers. produced by BEHR	8MA 376 705-191 Expansion Tank, coolant 8MK 376 721-141 Radiator, engine cooling 8MV 376 728-181 Fan, radiator	780 780 761 749
3538 AK	280 kW		03/91→09/96	Capacity [Litre]: 11,8; Depth [mm]: 220; + OE 0005002149; L 552 mm; Vers. produced by BEHR; W 455 mm Capacity [Litre]: 11,8; Depth [mm]: 220; + OE 0005002249; L 552 mm; Vers. produced by BEHR; W 455 mm Depth [mm]: 42; + OE 6525014501; L 730 mm; Vers. produced by BEHR; W 638 mm Depth [mm]: 42; L 850 mm; Vers. produced by BEHR; W 638 mm Manual Transmission; for vehicles without air conditioning; 10/95→; Depth [mm]: 42; L 850 mm; Vers. produced by BEHR; W 638 mm Ø 233 mm; Thermic; to RPM: →1,800; Vers. produced by BEHR	8MA 376 705-191 Expansion Tank, coolant 8MA 376 705-201 Expansion Tank, coolant 8MK 376 721-141 Radiator, engine cooling 8MK 376 721-171 Radiator, engine cooling 8MK 376 721-191 Radiator, engine cooling 8MV 376 730-061 Clutch, radiator fan 8MV 376 733-151 Fan Wheel, engine cooling	780 781 761 762 762 743 752
3538 AK 3538 AK	280 kW 320 kW		01/94→09/96 03/91→09/96	Capacity [Litre]: 11,8; Depth [mm]: 220; + OE 0005002249; L 552 mm; Vers. produced by BEHR; W 455 mm Automatic Transmission; for vehicles without air conditioning; Depth [mm]: 42; L 810 mm; Vers. produced by BEHR; W 638 mm Depth [mm]: 42; L 850 mm; Vers. produced by BEHR; W 638 mm Manual Transmission; for vehicles without air conditioning; 10/95→; Depth [mm]: 42; L 850 mm; Vers. produced by BEHR; W 638 mm Ø 233 mm; Thermic; to RPM: →1,800; Vers. produced by BEHR	8MA 376 705-201 Expansion Tank, coolant 8MK 376 721-151 Radiator, engine cooling 8MK 376 721-171 Radiator, engine cooling 8MK 376 721-191 Radiator, engine cooling 8MV 376 730-061 Clutch, radiator fan 8MV 376 733-151 Fan Wheel, engine cooling	781 781 761 762 762 743 752
3538 K	280 kW		03/91→09/96	Capacity [Litre]: 11,8; Depth [mm]: 220; + OE 0005002149; L 552 mm; Vers. produced by BEHR; W 455 mm Capacity [Litre]: 11,8; Depth [mm]: 220; + OE 0005002249; L 552 mm; Vers. produced by BEHR; W 455 mm Depth [mm]: 42; + OE 6525014501; L 730 mm; Vers. produced by BEHR; W 638 mm Automatic Transmission; for vehicles without air conditioning; Depth [mm]: 42; L 810 mm; Vers. produced by BEHR; W 638 mm Depth [mm]: 42; L 850 mm; Vers. produced by BEHR; W 638 mm Ø 233 mm; Thermic; to RPM: →1,800; Vers. produced by BEHR	8MA 376 705-191 Expansion Tank, coolant 8MA 376 705-201 Expansion Tank, coolant 8MK 376 721-141 Radiator, engine cooling 8MK 376 721-151 Radiator, engine cooling 8MK 376 721-171 Radiator, engine cooling 8MV 376 730-061 Clutch, radiator fan 8MV 376 733-151 Fan Wheel, engine cooling	780 781 781 761 761 762 743 752
3544 AK	320 kW		03/91→09/96	Capacity [Litre]: 11,8; Depth [mm]: 220; + OE 0005002249; L 552 mm; Vers. produced by BEHR; W 455 mm Manual Transmission; for vehicles without air conditioning; 10/95→; Depth [mm]: 42; L 850 mm; Vers. produced by BEHR; W 638 mm Ø 233 mm; Thermic; to RPM: →1,800; Vers. produced by BEHR	8MA 376 705-201 Expansion Tank, coolant 8MK 376 721-191 Radiator, engine cooling 8MV 376 730-061 Clutch, radiator fan 8MV 376 733-151 Fan Wheel, engine cooling	781 762 743 752

Manufacturer - Model	Power	Displ.	Year of Constr.	Remark	Part Number	Page
MERCEDES-BENZ - SK						07/87→
3548 3550 S, 3553 S	362 - 370 kW 362 - 370 kW		05/92→09/96 05/92→09/96	Automatic Transmission; for vehicles without air conditioning; Depth [mm]: 42; L 810 mm; Vers. produced by BEHR; W 638 mm	8MK 376 721-151 Radiator, engine cooling	761
				Ø 680 mm; Number of Fan Blades: 8; Thermic; Vers. produced by BEHR	8MV 376 728-181 Fan, radiator	749
				Vers. produced by BEHR	8MV 376 733-151 Fan Wheel, engine cooling	752
3553 S	390 kW		04/92→	Automatic Transmission; for vehicles without air conditioning; Depth [mm]: 42; L 810 mm; Vers. produced by BEHR; W 638 mm	8MK 376 721-151 Radiator, engine cooling	761
				Vers. produced by BEHR	8MV 376 733-151 Fan Wheel, engine cooling	752
4844	320 kW		12/91→08/94	Capacity [Litre]: 11,8; Depth [mm]: 220; + OE 0005002149; L 552 mm; Vers. produced by BEHR; W 455 mm	8MA 376 705-191 Expansion Tank, coolant	780
				Capacity [Litre]: 11,8; Depth [mm]: 220; + OE 0005002249; L 552 mm; Vers. produced by BEHR; W 455 mm	8MA 376 705-201 Expansion Tank, coolant	781
				Depth [mm]: 42; + OE 6525014501; L 730 mm; Vers. produced by BEHR; W 638 mm	8MK 376 721-141 Radiator, engine cooling	761
				Automatic Transmission; for vehicles without air conditioning; Depth [mm]: 42; L 810 mm; Vers. produced by BEHR; W 638 mm	8MK 376 721-151 Radiator, engine cooling	761
				Depth [mm]: 42; L 850 mm; Vers. produced by BEHR; W 638 mm	8MK 376 721-171 Radiator, engine cooling	762
				Depth [mm]: 42; + OE 6525014401; L 730 mm; Vers. produced by BEHR; W 638 mm	8MK 376 721-321 Radiator, engine cooling	767
				Ø 233 mm; Thermic; to RPM: →1,800; Vers. produced by BEHR	8MV 376 730-061 Clutch, radiator fan	743
				Vers. produced by BEHR	8MV 376 733-151 Fan Wheel, engine cooling	752
MERCEDES-BENZ - TOURINO (O 510)						10/03→
TOURINO	180 kW		10/03→	Ø 704 mm; Number of Fan Blades: 8; Vers. produced by BEHR	8MV 376 733-181 Fan Wheel, engine cooling	752
TOURINO	205 kW		10/03→			
MERCEDES-BENZ - TOURISMO (O 350)						08/95→
Tourismo	280 kW		08/95→	Capacity [Litre]: 15,9; Depth [mm]: 246; L 690 mm; Vers. produced by BEHR; W 156 mm	8MA 376 705-261 Expansion Tank, coolant	781
Tourismo RHD, SHD	250 kW		08/95→			
				Depth [mm]: 47; L 770 mm; Vers. produced by BEHR; W 704 mm	8MK 376 709-761 Radiator, engine cooling	760
				Ø 720 mm; Number of Fan Blades: 8; Thermic; Vers. produced by BEHR	8MV 376 728-091 Fan, radiator	749
				+ WVA 8MA 376 705-261; with seal; with screws	8MY 376 742-571 Level Control Switch, coolant level indicator	777
Tourismo 16 RHD	260 kW		01/03→	Depth [mm]: 52; L 1,065 mm; Vers. produced by BEHR; W 708 mm	8MK 376 722-351 Radiator, engine cooling	770
Tourismo 16 RHD	315 kW		01/03→			
Tourismo 16 RHD	335 kW		01/03→	Depth [mm]: 52; L 1,065 mm; without frame; Vers. produced by BEHR; W 708 mm	8MK 376 737-071 Radiator, engine cooling	771
Tourismo 16 RHD	350 kW		01/03→			
Tourismo 16 RHD	370 kW		01/03→			
Tourismo RHD, SHD	260 kW		09/03→	Ø 750 mm; Number of Fan Blades: 8	8MV 376 758-231 Fan Wheel, engine cooling	755
Tourismo RHD, SHD	310 kW		09/03→			
MERCEDES-BENZ - TOURO (O 500)						10/01→
Touro	260 kW		10/01→	Depth [mm]: 42; L 570 mm; Manual Transmission; + AC; Vers. produced by BEHR; W 558 mm	8MK 376 722-051 Radiator, engine cooling	769
Touro	310 kW		10/01→			
				Depth [mm]: 42; L 1,015 mm; Vers. produced by BEHR; W 808 mm	8MK 376 722-361 Radiator, engine cooling	771
MERCEDES-BENZ - TRAVEGO (O 580)						10/99→
O 580-15 RH/RHD	260 kW		10/99→	Depth [mm]: 42; L 570 mm; Manual Transmission; + AC; Vers. produced by BEHR; W 558 mm	8MK 376 722-051 Radiator, engine cooling	769
				+ OE A0005010601 / + OE 0005010601; Depth [mm]: 52; L 1,065 mm; Vers. produced by BEHR; W 708 mm	8MK 376 722-351 Radiator, engine cooling	770
				Depth [mm]: 42; L 1,015 mm; Vers. produced by BEHR; W 808 mm	8MK 376 722-361 Radiator, engine cooling	771
				Depth [mm]: 52; L 1,065 mm; without frame; Vers. produced by BEHR; W 708 mm	8MK 376 737-071 Radiator, engine cooling	771
				Ø 750 mm; Number of Fan Blades: 8	8MV 376 758-231 Fan Wheel, engine cooling	755

Manufacturer - Model	Power	Displ.	Year of Constr.	Remark	Part Number	Page	
MERCEDES-BENZ - TRAVEGO (O 580)						10/99→	
O 580-15 RH/RHD	300 kW		10/99→	Depth [mm]: 42; L 570 mm; Manual Transmission; + AC; Vers. produced by BEHR; W 558 mm	8MK 376 722-051	769	
					Radiator, engine cooling		
				Depth [mm]: 52; L 1,065 mm; Vers. produced by BEHR; W 708 mm	8MK 376 722-351	770	
					Radiator, engine cooling		
				Depth [mm]: 42; L 1,015 mm; Vers. produced by BEHR; W 808 mm	8MK 376 722-361	771	
		Radiator, engine cooling					
		Depth [mm]: 52; L 1,065 mm; without frame; Vers. produced by BEHR; W 708 mm	8MK 376 737-071	771		Radiator, engine cooling	
		Ø 750 mm; Number of Fan Blades: 8	8MV 376 758-231	755		Fan Wheel, engine cooling	
O 580-15 RHD	310 kW		10/99→	+ OE A0025010101 / + OE 0025010101; Depth [mm]: 42; L 570 mm; Manual Transmission; + AC; Vers. produced by BEHR; W 558 mm	8MK 376 722-051	769	
					Radiator, engine cooling		
				Depth [mm]: 52; L 1,065 mm; Vers. produced by BEHR; W 708 mm	8MK 376 722-351	770	
					Radiator, engine cooling		
				+ OE A0025010101 / + OE 0025010101; Depth [mm]: 42; L 1,015 mm; Vers. produced by BEHR; W 808 mm	8MK 376 722-361	771	
		Radiator, engine cooling					
		Depth [mm]: 52; L 1,065 mm; without frame; Vers. produced by BEHR; W 708 mm	8MK 376 737-071	771		Radiator, engine cooling	
		Ø 750 mm; Number of Fan Blades: 8	8MV 376 758-231	755		Fan Wheel, engine cooling	
O 580-16 RHD O 580-16 RHD O 580-16 RHD	260 kW		01/03→	Depth [mm]: 52; L 1,065 mm; Vers. produced by BEHR; W 708 mm	8MK 376 722-351	770	
	335 kW		10/99→			Radiator, engine cooling	
	370 kW		01/03→		8MK 376 737-071	771	
				Depth [mm]: 52; L 1,065 mm; without frame; Vers. produced by BEHR; W 708 mm	8MK 376 737-071	771	
					Radiator, engine cooling		
O 580-16 RHD, O 580-17 RHD O 580-17 RHD	310 - 315 kW 350 kW		10/99→ 10/99→	Depth [mm]: 42; L 570 mm; Manual Transmission; + AC; Vers. produced by BEHR; W 558 mm	8MK 376 722-051	769	
					Radiator, engine cooling		
				Depth [mm]: 52; L 1,065 mm; Vers. produced by BEHR; W 708 mm	8MK 376 722-351	770	
					Radiator, engine cooling		
		Depth [mm]: 42; L 1,015 mm; Vers. produced by BEHR; W 808 mm	8MK 376 722-361	771		Radiator, engine cooling	
		Depth [mm]: 52; L 1,065 mm; without frame; Vers. produced by BEHR; W 708 mm	8MK 376 737-071	771		Radiator, engine cooling	
O 580-17 RHD	320 kW		10/99→	Depth [mm]: 42; L 570 mm; Manual Transmission; + AC; Vers. produced by BEHR; W 558 mm	8MK 376 722-051	769	
					Radiator, engine cooling		
				Depth [mm]: 42; L 1,015 mm; Vers. produced by BEHR; W 808 mm	8MK 376 722-361	771	
					Radiator, engine cooling		
MERCEDES-BENZ - UNIMOG						01/77→	
U 100L U 100L U 130,U 140 U 140L U 140T U 90 U 90	71 kW		11/92→	Depth [mm]: 42; L 601 mm; Manual Transmission / Automatic Transmission; Vers. produced by BEHR; W 388 mm	8MK 376 721-311	766	
	85 - 90 kW		07/96→				
	98 - 103 kW		07/92→				
	100 - 103 kW		07/92→				
	98 kW		07/92→				
	65 kW		11/92→				
	85 - 90 kW		07/96→				
U 110,U 110L	75 - 77 kW		02/92→	Fully Automatic; for vehicles without air conditioning; Depth [mm]: 42; L 601 mm; Manual Transmission / Automatic Transmission; Vers. produced by BEHR; W 388 mm	8MK 376 721-311	766	
					Radiator, engine cooling		
U 1200 U 1200 U 1300 U 1300,U 1300L U 1400 U 1450,U 1450L U 1500 U 1700,U 1700L U 1700L	92 kW		02/82→05/88	Depth [mm]: 47; L 482 mm; W 586 mm	8MK 376 710-001	761	
	92 kW		01/88→				
	92 kW		01/77→12/84				
	92 - 96 kW		01/77→05/88				
	100 kW		01/88→				
	100 kW		01/88→				
	110 kW		01/77→05/88				
	124 kW		05/78→09/88				
	124 kW		05/78→09/88				
U 300 U 300 U 400	110 kW		03/00→	Opener; Black; H 85.8 mm; Black; 2 ports; Round Plug; 24 V	6PR 005 923-071	777	
	130 kW		03/00→		Sensor, coolant level		
	130 kW		03/00→	Ø 600 mm; + OE 9042050406; Number of Fan Blades: 8	8MV 376 757-281	750	
					Fan radiator		
				Ø 203 mm; Thermic; Vers. produced by BEHR	8MV 376 757-701	746	
					Clutch, radiator fan		
				Ø 600 mm; + OE 9042050406; Number of Fan Blades: 8	8MV 376 757-741	754	
					Fan Wheel, engine cooling		
				Ø 600 mm; Number of Fan Blades: 8	8MV 376 757-751	755	
					Fan Wheel, engine cooling		

Manufacturer - Model	Power	Displ.	Year of Constr.	Remark	Part Number	Page
MERCEDES-BENZ - UNIMOG						01/77→
U 3000	110 - 115 kW		09/02→	Ø 550 mm; Number of Fan Blades: 7; Vers. produced by BEHR	8MV 376 733-191 Fan Wheel, engine cooling	752
U 4000	110 - 115 kW		09/02→	Ø 600 mm; + OE 9042050406; Number of Fan Blades: 8	8MV 376 757-281 Fan, radiator	750
U 5000	160 kW		09/02→		8MV 376 757-741 Fan Wheel, engine cooling	754
					6PR 005 923-071 Sensor, coolant level	777
U 400	170 kW		03/00→	Opener; Black; H 85.8 mm; Black; 2 ports; Round Plug; 24 V	8MV 376 731-351 Clutch, radiator fan	743
U 500, UGN NA	170 - 172 kW		10/00→	Ø 203 mm; + OE 906 200 18 22; Thermic; Vers. produced by BEHR	8MV 376 733-181 Fan Wheel, engine cooling	752
				Ø 704 mm; Number of Fan Blades: 8; Vers. produced by BEHR	8MV 376 757-281 Fan, radiator	750
				Ø 600 mm; + OE 9042050406; Number of Fan Blades: 8	8MV 376 757-701 Clutch, radiator fan	746
				Ø 203 mm; Thermic; Vers. produced by BEHR	8MV 376 757-741 Fan Wheel, engine cooling	754
				Ø 600 mm; + OE 9042050406; Number of Fan Blades: 8	8MV 376 757-751 Fan Wheel, engine cooling	755
				Ø 600 mm; Number of Fan Blades: 8	8MV 376 758-251 Fan Wheel, engine cooling	755
				Ø 725 mm; Number of Fan Blades: 8; Vers. produced by BEHR	8MK 376 765-421 Radiator, engine cooling	773
U 3000	130 kW		09/02→	Depth [mm]: 63; L 640 mm; Vers. produced by AKG; W 524 mm	8MV 376 733-191 Fan Wheel, engine cooling	752
				Ø 550 mm; Number of Fan Blades: 7; Vers. produced by BEHR	8MV 376 757-281 Fan, radiator	750
				Ø 600 mm; + OE 9042050406; Number of Fan Blades: 8	8MV 376 757-741 Fan Wheel, engine cooling	754
				Ø 600 mm; + OE 9042050406; Number of Fan Blades: 8	8MV 376 757-741 Fan Wheel, engine cooling	754
U 4000	160 kW		09/02→	Ø 600 mm; + OE 9042050406; Number of Fan Blades: 8	8MV 376 757-281 Fan, radiator	750
				Ø 600 mm; + OE 9042050406; Number of Fan Blades: 8	8MV 376 757-741 Fan Wheel, engine cooling	754
U 500, UGN NA	205 - 209 kW		10/00→	Opener; Black; H 85.8 mm; Black; 2 ports; Round Plug; 24 V	6PR 005 923-071 Sensor, coolant level	777
				Ø 704 mm; Number of Fan Blades: 8; Vers. produced by BEHR	8MV 376 733-181 Fan Wheel, engine cooling	752
				Ø 600 mm; + OE 9042050406; Number of Fan Blades: 8	8MV 376 757-281 Fan, radiator	750
				Ø 203 mm; Thermic; Vers. produced by BEHR	8MV 376 757-701 Clutch, radiator fan	746
				Ø 600 mm; + OE 9042050406; Number of Fan Blades: 8	8MV 376 757-741 Fan Wheel, engine cooling	754
				Ø 600 mm; Number of Fan Blades: 8	8MV 376 757-751 Fan Wheel, engine cooling	755
U 5000	170 kW		11/02→	Ø 203 mm; Thermic; Vers. produced by BEHR	8MV 376 757-701 Clutch, radiator fan	746
				Ø 600 mm; Number of Fan Blades: 8	8MV 376 757-751 Fan Wheel, engine cooling	755
				Ø 725 mm; Number of Fan Blades: 8; Vers. produced by BEHR	8MV 376 758-251 Fan Wheel, engine cooling	755
MERCEDES-BENZ - ZETROS						09/08→
1833 A	240 kW		09/08→	Ø 233 mm; Vers. produced by BEHR	8MV 376 757-091 Clutch, radiator fan	745
2733 A	240 kW		09/08→	Ø 203 mm; Thermic; Vers. produced by BEHR	8MV 376 757-701 Clutch, radiator fan	746
					Ø 600 mm; Number of Fan Blades: 8	8MV 376 757-751 Fan Wheel, engine cooling



DAF	HELLA	MERCEDES-BENZ	HELLA	MERCEDES-BENZ	HELLA	MERCEDES-BENZ	HELLA
142 6642	8MA 376 705-261	357 500 02 49	8MA 376 705-261	674 500 29 03	8MK 376 709-711	A 000 500 34 49	8MA 376 756-721
162 7824	8MY 376 742-571	357 500 09 49	8MA 376 705-261	676 500 00 03	8MK 376 709-741	A 000 500 35 49	8MA 376 705-471
EVOBUS	HELLA	357 500 10 49	8MA 376 705-261	676 500 01 03	8MK 376 709-741	A 000 500 38 49	8MA 376 756-721
000 500 03 64	8MV 376 758-231	357 501 01 01	8MK 376 774-581	676 500 04 03	8MK 376 709-741	A 000 500 38 49	8MA 376 756-721
000 500 34 49	8MA 376 756-721	357 501 12 01	8MK 376 774-581	676 500 16 03	8MK 376 709-751	A 000 500 39 49	8MA 376 705-471
000 500 38 49	8MA 376 756-721	357 501 13 01	8MK 376 774-591	677 500 01 03	8MK 376 709-741	A 000 501 06 01	8MK 376 722-351
628 500 05 02	8MK 376 792-091	357 501 19 01	8MK 376 774-561	677 500 02 03	8MK 376 709-741	A 000 501 28 01	8MK 376 709-611
628 500 06 02	8MK 376 792-101	357 501 21 01	8MK 376 774-561	677 500 09 03	8MK 376 709-741	A 000 501 51 01	8MY 376 780-591
628 500 14 99	8MK 376 792-091	357 501 25 01	8MK 376 774-581	677 500 14 03	8MK 376 709-751	A 000 501 67 15	8MY 376 737-031
628 500 15 99	8MK 376 792-091	357 501 26 01	8MK 376 774-581	677 500 15 03	8MK 376 709-741	A 000 501 83 15	8MY 376 742-571
628 500 17 99	8MK 376 792-101	357 501 27 01	8MK 376 774-591	677 500 20 03	8MK 376 709-741	A 000 997 15 38	8MV 376 728-181
628 500 18 99	8MK 376 792-101	366 200 13 22	8MV 376 757-701	677 500 22 03	8MK 376 709-741	A 001 205 92 06	8MV 376 728-181
629 501 10 01	8MK 376 722-351	381 500 08 49	8MA 376 705-041	904 205 01 06	8MV 376 733-211	A 001 501 09 01	8MK 376 709-431
8 351 230 000 0	8MA 376 705-261	408 500 17 03	8MK 376 721-311	904 205 04 06	8MV 376 757-281	A 001 501 49 01	8MK 376 709-611
8 910 000 200 4	8MA 376 705-091	425 500 07 03	8MK 376 710-001	904 205 04 06	8MV 376 757-741	A 001 501 97 01	8MK 376 722-351
IRISBUS	HELLA	427 501 03 01	8MK 376 710-001	904 205 05 06	8MV 376 733-191	A 002 205 78 06	8MV 376 728-181
500 186 28 94	8MV 376 733-101	427 501 06 01	8MK 376 710-001	906 200 08 22	8MV 376 731-351	A 002 205 82 06	8MV 376 728-181
IVECO	HELLA	435 500 02 03	8MK 376 710-001	906 200 09 22	8MV 376 757-701	A 002 501 01 01	8MK 376 722-361
5003 53523	8MV 376 733-191	437 501 28 01	8MK 376 765-421	906 200 10 22	8MV 376 731-361	A 002 501 06 01	8MK 376 722-351
5031 37211	8MV 376 733-101	470 200 02 22	8MK 376 791-161	906 200 11 22	8MV 376 731-361	A 002 501 22 01	8MK 376 722-361
9845 8607	8MV 376 733-101	470 200 04 22	8MV 376 791-151	906 200 12 22	8MV 376 757-091	A 002 501 93 01	8MK 376 722-361
KÄSSBOHRER	HELLA	470 200 05 22	8MV 376 791-161	906 200 15 22	8MV 376 757-701	A 003 205 00 06	8MV 376 733-151
8.351.140.2570	8MY 376 742-571	471 200 07 22	8MV 376 791-151	906 200 18 22	8MV 376 757-701	A 003 205 01 06	8MK 376 733-081
8.351.230.0000	8MA 376 705-261	471 205 06 06	8MV 376 791-251	906 200 19 22	8MV 376 731-361	A 003 205 05 06	8MV 376 728-091
MERCEDES-BENZ	HELLA	475 205 01 06	8MK 376 729-461	906 200 20 22	8MV 376 757-091	A 003 205 16 06	8MV 376 733-071
000 200 30 23	8MV 376 730-061	475 205 79 06	8MV 376 729-461	906 205 02 06	8MV 376 733-101	A 003 205 31 06	8MV 376 733-231
000 200 32 23	8MV 376 730-061	541 200 12 22	8MV 376 757-461	906 205 04 06	8MV 376 733-181	A 003 205 36 06	8MV 376 733-231
000 200 33 23	8MV 376 730-061	541 200 20 22	8MV 376 757-461	906 205 08 06	8MV 376 757-751	A 003 205 42 06	8MV 376 757-101
000 200 35 22	8MV 376 730-061	541 205 01 06	8MV 376 733-151	906 205 09 06	8MV 376 758-251	A 003 205 45 06	8MV 376 756-081
000 200 35 23	8MV 376 730-061	601 500 51 03	8MK 376 721-361	940 500 02 03	8MK 376 721-261	A 300 500 10 49	8MA 376 705-261
000 200 39 23	8MV 376 730-061	601 500 65 03	8MK 376 721-361	940 500 03 03	8MK 376 721-261	A 318 500 19 02	8MK 376 709-111
000 200 39 23	8MV 376 730-061	601 500 68 03	8MK 376 721-361	940 500 04 03	8MK 376 721-261	A 356 501 02 01	8MK 376 709-761
000 200 42 22	8MV 376 730-061	601 500 69 03	8MK 376 721-361	940 500 06 03	8MK 376 722-021	A 356 501 07 01	8MK 376 709-761
000 200 44 22	8MV 376 758-451	601 500 70 03	8MK 376 721-361	940 500 07 03	8MK 376 722-021	A 356 501 09 01	8MK 376 709-761
000 200 46 22	8MV 376 731-421	601 500 75 03	8MK 376 721-361	940 500 12 03	8MK 376 758-051	A 357 500 02 49	8MA 376 705-261
000 200 47 22	8MV 376 730-061	601 500 78 03	8MK 376 721-361	940 500 13 03	8MK 376 758-051	A 357 500 09 49	8MA 376 705-261
000 200 67 22	8MV 376 730-101	601 500 81 03	8MK 376 721-361	940 500 14 03	8MK 376 758-051	A 357 500 10 49	8MA 376 705-261
000 200 70 22	8MV 376 730-061	601 500 84 03	8MK 376 721-361	940 500 15 03	8MK 376 758-051	A 357 501 01 01	8MA 376 705-261
000 200 71 22	8MV 376 730-061	601 507 00 3	8MK 376 721-361	940 500 16 03	8MK 376 758-051	A 357 501 12 01	8MA 376 705-261
000 200 72 22	8MV 376 728-381	603 200 05 22	8MK 376 721-361	940 501 00 03	8MA 376 705-361	A 357 501 13 01	8MA 376 705-261
000 200 72 22	8MV 376 728-481	620 500 01 49	8MA 376 705-121	942 500 06 03	8MK 376 721-211	A 357 501 19 01	8MA 376 705-261
000 200 77 22	8MV 376 734-371	628 500 05 02	8MK 376 792-091	942 500 09 03	8MK 376 721-211	A 357 501 21 01	8MA 376 705-261
000 200 81 22	8MV 376 730-061	628 500 06 02	8MK 376 792-101	942 500 10 03	8MK 376 721-221	A 357 501 25 01	8MA 376 705-261
000 200 82 22	8MV 376 730-061	628 500 14 99	8MK 376 792-091	942 500 11 03	8MK 376 721-231	A 357 501 26 01	8MA 376 705-261
000 200 82 22	8MV 376 730-061	628 500 15 99	8MK 376 792-091	942 500 12 03	8MK 376 721-491	A 357 501 27 01	8MA 376 705-261
000 200 83 22	8MV 376 728-381	628 500 17 99	8MK 376 792-101	942 500 15 03	8MK 376 721-211	A 366 200 13 22	8MA 376 705-261
000 200 84 22	8MV 376 729-481	628 500 18 99	8MK 376 792-101	942 500 16 03	8MK 376 721-221	A 381 500 08 49	8MA 376 705-261
000 200 88 22	8MV 376 734-371	629 500 00 49	8MA 376 705-261	942 500 17 03	8MK 376 721-231	A 408 500 17 03	8MA 376 705-261
000 200 90 22	8MV 376 730-061	629 500 08 49	8MA 376 705-261	942 500 23 03	8MK 376 721-491	A 425 500 07 03	8MA 376 705-261
000 200 93 22	8MV 376 758-461	629 501 12 01	8MK 376 722-361	942 500 25 03	8MK 376 765-181	A 427 501 03 01	8MA 376 705-261
000 500 03 64	8MV 376 758-461	629 501 14 01	8MK 376 722-351	942 500 25 03	8MK 376 737-121	A 427 501 06 01	8MA 376 705-261
000 500 13 49	8MV 376 758-231	638 501 35 01	8MK 376 722-051	942 500 28 03	8MK 376 721-491	A 435 500 02 03	8MA 376 705-261
000 500 21 49	8MA 376 705-141	650 501 06 01	8MK 376 721-281	942 500 29 03	8MK 376 721-491	A 437 501 28 01	8MA 376 705-261
000 500 22 49	8MA 376 705-191	650 501 07 01	8MK 376 709-321	942 500 31 03	8MK 376 721-231	A 470 200 02 22	8MA 376 705-261
000 500 30 49	8MA 376 705-081	650 501 12 01	8MK 376 721-281	942 500 35 03	8MK 376 721-491	A 470 200 04 22	8MA 376 705-261
000 500 31 49	8MA 376 705-081	652 501 02 01	8MK 376 721-281	942 500 35 03	8MK 376 756-151	A 470 200 05 22	8MA 376 705-261
000 500 34 49	8MA 376 756-721	652 501 16 01	8MK 376 721-151	960 500 08 01	8MK 376 737-081	A 471 200 07 22	8MA 376 705-261
000 500 35 49	8MA 376 705-471	652 501 25 01	8MK 376 721-151	960 500 17 01	8MK 376 721-231	A 471 205 06 06	8MA 376 705-261
000 500 38 49	8MA 376 705-081	652 501 30 01	8MK 376 721-151	970 500 04 03	8MK 376 721-271	A 475 205 01 06	8MA 376 705-261
000 500 39 49	8MA 376 756-721	652 501 41 01	8MK 376 721-151	970 500 05 03	8MK 376 721-241	A 475 205 79 06	8MA 376 705-261
000 501 06 01	8MA 376 705-471	652 501 42 01	8MK 376 721-151	970 545 00 24	8MK 376 721-241	A 475 205 79 06	8MA 376 705-261
000 501 28 01	8MK 376 709-611	652 501 44 01	8MK 376 721-141	973 500 08 03	6PR 005 923-071	A 541 200 12 22	8MA 376 705-261
000 501 51 01	8MK 376 709-611	652 501 44 01	8MK 376 721-321	A 000 200 30 23	8MK 376 758-021	A 541 200 20 22	8MA 376 705-261
000 501 67 15	8MY 376 780-591	652 501 45 01	8MK 376 721-191	A 000 200 32 23	8MK 376 758-031	A 541 205 01 06	8MA 376 705-261
001 205 92 06	8MY 376 737-031	652 501 53 01	8MK 376 721-191	A 000 200 33 23	8MV 376 730-061	A 601 500 51 03	8MA 376 705-261
001 501 09 01	8MY 376 742-571	652 501 63 01	8MK 376 721-191	A 000 200 33 23	8MV 376 730-061	A 601 500 68 03	8MA 376 705-261
001 501 49 01	8MY 376 728-181	652 501 65 01	8MK 376 721-141	A 000 200 35 22	8MV 376 730-061	A 601 500 69 03	8MA 376 705-261
001 501 97 01	8MK 376 709-431	652 501 66 01	8MK 376 721-151	A 000 200 35 23	8MV 376 730-061	A 601 500 70 03	8MA 376 705-261
002 205 78 06	8MK 376 709-611	652 501 67 01	8MK 376 721-171	A 000 200 39 23	8MV 376 731-421	A 601 500 75 03	8MA 376 705-261
002 205 82 06	8MK 376 709-611	652 501 69 01	8MK 376 721-171	A 000 200 39 23	8MV 376 733-071	A 601 500 78 03	8MA 376 705-261
002 501 06 01	8MK 376 722-351	652 501 71 01	8MK 376 721-191	A 000 200 42 22	8MV 376 730-061	A 601 500 81 03	8MA 376 705-261
002 501 22 01	8MK 376 722-351	655 500 00 03	8MK 376 721-191	A 000 200 44 22	8MV 376 758-451	A 601 500 84 03	8MA 376 705-261
002 501 93 01	8MV 376 733-151	655 500 04 03	8MK 376 721-141	A 000 200 46 22	8MV 376 731-421	A 601 507 00 3	8MA 376 705-261
003 205 00 06	8MV 376 733-081	655 500 21 03	8MK 376 721-141	A 000 200 47 22	8MV 376 730-061	A 603 200 05 22	8MA 376 705-261
003 205 01 06	8MV 376 733-081	655 500 25 01	8MK 376 721-151	A 000 200 67 22	8MV 376 730-101</		

MERCEDES-BENZ	HELLA	MERCEDES-BENZ	HELLA
A 652 501 42 01	8MK 376 721-151	A 970 545 00 24	8PR 005 923-071
A 652 501 44 01	8MK 376 721-141	A 973 500 08 03	8MK 376 758-021
A 652 501 44 01	8MK 376 721-321	A 973 500 09 03	8MK 376 758-031
A 652 501 45 01	8MK 376 721-141		
A 652 501 53 01	8MK 376 721-191	NEOPLAN	HELLA
A 652 501 63 01	8MK 376 709-321	0323.013.20	8MY 376 742-571
A 652 501 65 01	8MK 376 721-141	0323 013 00	8MA 376 705-281
A 652 501 66 01	8MK 376 721-151	1100.955.5	8MA 376 705-261
A 652 501 67 01	8MK 376 721-171	1100.955.6	8MY 376 742-571
A 652 501 69 01	8MK 376 721-171		
A 652 501 71 01	8MK 376 721-191	SETRA	HELLA
A 655 500 00 03	8MK 376 709-591	83511402570	8MY 376 742-571
A 655 500 04 03	8MK 376 721-141		
A 655 500 21 03	8MK 376 721-141	SSANGYONG	HELLA
A 655 500 25 01	8MK 376 721-151	60320-00522	8MV 376 732-461
A 655 500 27 03	8MK 376 709-331		
A 656 500 14 03	8MK 376 709-331	VDL	HELLA
A 656 500 16 03	8MK 376 709-331	20270550	8MY 376 742-571
A 673 500 01 03	8MK 376 709-701		
A 673 500 03 49	8MA 376 705-311		
A 673 500 04 03	8MK 376 709-701		
A 673 500 06 03	8MK 376 709-701		
A 673 500 07 49	8MA 376 705-311		
A 673 500 08 03	8MK 376 709-701		
A 673 500 09 03	8MK 376 709-701		
A 673 500 16 03	8MK 376 709-701		
A 673 500 17 03	8MK 376 709-701		
A 673 500 23 03	8MK 376 709-701		
A 673 500 25 03	8MK 376 709-701		
A 673 500 28 03	8MK 376 709-711		
A 673 500 29 03	8MK 376 709-711		
A 674 500 00 49	8MA 376 705-301		
A 674 500 20 03	8MK 376 709-711		
A 674 500 28 03	8MK 376 709-711		
A 674 500 29 03	8MK 376 709-711		
A 676 500 00 03	8MK 376 709-741		
A 676 500 01 03	8MK 376 709-741		
A 676 500 04 03	8MK 376 709-741		
A 676 500 16 03	8MK 376 709-751		
A 677 500 01 03	8MK 376 709-741		
A 677 500 02 03	8MK 376 709-741		
A 677 500 09 03	8MK 376 709-741		
A 677 500 14 03	8MK 376 709-751		
A 677 500 15 03	8MK 376 709-741		
A 677 500 20 03	8MK 376 709-741		
A 677 500 22 03	8MK 376 709-741		
A 904 205 01 06	8MV 376 733-211		
A 904 205 04 06	8MV 376 757-281		
A 904 205 04 06	8MV 376 757-741		
A 904 205 05 06	8MV 376 733-191		
A 906 200 08 22	8MV 376 731-351		
A 906 200 09 22	8MV 376 757-701		
A 906 200 10 22	8MV 376 731-361		
A 906 200 11 22	8MV 376 731-361		
A 906 200 12 22	8MV 376 757-091		
A 906 200 15 22	8MV 376 757-701		
A 906 200 18 22	8MV 376 731-351		
A 906 200 19 22	8MV 376 731-361		
A 906 200 20 22	8MV 376 757-091		
A 906 205 02 06	8MV 376 733-101		
A 906 205 04 06	8MV 376 733-181		
A 906 205 08 06	8MV 376 757-751		
A 906 205 09 06	8MV 376 758-251		
A 940 500 02 03	8MK 376 721-261		
A 940 500 03 03	8MK 376 721-261		
A 940 500 04 03	8MK 376 721-261		
A 940 500 06 03	8MK 376 722-021		
A 940 500 07 03	8MK 376 722-021		
A 940 500 12 03	8MK 376 758-051		
A 940 500 13 03	8MK 376 758-051		
A 940 500 14 03	8MK 376 758-051		
A 940 500 15 03	8MK 376 758-051		
A 940 500 16 03	8MK 376 758-051		
A 940 501 00 03	8MA 376 705-361		
A 942 500 06 03	8MK 376 721-211		
A 942 500 09 03	8MK 376 721-211		
A 942 500 10 03	8MK 376 721-221		
A 942 500 11 03	8MK 376 721-231		
A 942 500 12 03	8MK 376 721-491		
A 942 500 15 03	8MK 376 721-211		
A 942 500 16 03	8MK 376 721-221		
A 942 500 17 03	8MK 376 721-231		
A 942 500 23 03	8MK 376 721-491		
A 942 500 25 03	8MK 376 765-181		
A 942 500 25 03	8MK 376 737-121		
A 942 500 28 03	8MK 376 721-491		
A 942 500 29 03	8MK 376 721-491		
A 942 500 31 03	8MK 376 721-231		
A 942 500 35 03	8MK 376 721-491		
A 942 500 35 03	8MK 376 756-151		
A 960 500 08 01	8MK 376 737-081		
A 960 500 17 01	8MK 376 721-231		
A 970 500 04 03	8MK 376 721-271		
A 970 500 05 03	8MK 376 721-241		

6PR ...		8MV ...	
6PR 005 923-071	777	8MV 376 758-451	746
8MA ...		8MV 376 758-461	747
8MA 376 705-041	778	8MV 376 791-151	747
8MA 376 705-081	778	8MV 376 791-161	748
8MA 376 705-091	779	8MV 376 791-251	756
8MA 376 705-121	779	8MY ...	
8MA 376 705-141	780	8MY 376 737-031	776
8MA 376 705-191	780	8MY 376 742-571	777
8MA 376 705-201	781	8MY 376 780-591	776
8MA 376 705-261	781		
8MA 376 705-301	782		
8MA 376 705-311	782		
8MA 376 705-361	782		
8MA 376 705-471	783		
8MA 376 756-721	783		
8MK ...			
8MK 376 709-111	757		
8MK 376 709-321	757		
8MK 376 709-331	757		
8MK 376 709-431	758		
8MK 376 709-591	758		
8MK 376 709-611	758		
8MK 376 709-701	759		
8MK 376 709-711	759		
8MK 376 709-741	759		
8MK 376 709-751	760		
8MK 376 709-761	760		
8MK 376 710-001	761		
8MK 376 721-141	761		
8MK 376 721-151	761		
8MK 376 721-171	762		
8MK 376 721-191	762		
8MK 376 721-211	763		
8MK 376 721-221	763		
8MK 376 721-231	764		
8MK 376 721-241	764		
8MK 376 721-261	765		
8MK 376 721-271	765		
8MK 376 721-281	766		
8MK 376 721-311	766		
8MK 376 721-321	767		
8MK 376 721-361	767		
8MK 376 721-491	768		
8MK 376 722-021	768		
8MK 376 722-051	769		
8MK 376 722-351	770		
8MK 376 722-361	771		
8MK 376 737-071	771		
8MK 376 737-081	771		
8MK 376 737-121	771		
8MK 376 756-151	772		
8MK 376 758-021	772		
8MK 376 758-031	772		
8MK 376 758-051	773		
8MK 376 765-181	773		
8MK 376 765-421	773		
8MK 376 774-561	774		
8MK 376 774-581	774		
8MK 376 774-591	774		
8MK 376 792-091	775		
8MK 376 792-101	775		
8MV ...			
8MV 376 728-091	749		
8MV 376 728-181	749		
8MV 376 728-381	742		
8MV 376 729-461	749		
8MV 376 729-481	742		
8MV 376 730-061	743		
8MV 376 730-101	743		
8MV 376 731-351	743		
8MV 376 731-361	744		
8MV 376 731-421	744		
8MV 376 732-461	744		
8MV 376 733-071	751		
8MV 376 733-081	751		
8MV 376 733-101	751		
8MV 376 733-151	752		
8MV 376 733-181	752		
8MV 376 733-191	752		
8MV 376 733-211	753		
8MV 376 733-231	753		
8MV 376 733-261	753		
8MV 376 734-371	745		
8MV 376 756-081	754		
8MV 376 757-091	745		
8MV 376 757-101	754		
8MV 376 757-281	750		
8MV 376 757-461	745		
8MV 376 757-701	746		
8MV 376 757-741	754		
8MV 376 757-751	755		
8MV 376 758-231	755		
8MV 376 758-251	755		



Gasket, thermostat.....	897
Thermostat, coolant.....	897

Seal / Gasket - Gasket, thermostat		
9GD 354 772-021		
Thermostat, coolant		
8MT 354 776-051		
Diameter 1 [mm]	67	Spare Parts 1 x 9GD 354 771-151 Gasket, thermostat
Diameter 2 [mm]	43	
Height [mm]	26	
Opening Temperature [°C]	79	
Supplementary Article/Supplementary Info	with seal	
8MT 354 776-241		
Seal is also included with the OE part.		
Diameter 1 [mm]	67	Spare Parts 1 x 9GD 354 772-021 Gasket, thermostat
Diameter 2 [mm]	43	
Height [mm]	26	
Opening Temperature [°C]	83	
8MT 354 777-461		
Seal is also included with the OE part.		
Diameter 1 [mm]	67	Spare Parts 1 x 9GD 354 772-021 Gasket, thermostat
Diameter 2 [mm]	43	
Height [mm]	26	
Opening Temperature [°C]	71	



MERCEDES-BENZ.....899

Manufacturer - Model	Power	Displ.	Year of Constr.	Remark	Part Number	Page
MERCEDES-BENZ - CITARO (O 530)						04/00→
Citaro GNG	240 kW		04/00→	Quantity: 2; Diameter 1 [mm]: 67; Diameter 2 [mm]: 43; H 26 mm; Opening Temperature [°C]: 83	8MT 354 776-241	897
Citaro N	185 kW		06/00→		Thermostat, coolant	
Citaro NG	240 kW		04/00→		Quantity: 2	9GD 354 772-021
					Gasket, thermostat	
MERCEDES-BENZ - LK/LN2						01/84→12/98
1114,1114 L	95 - 100 kW		01/84→12/98	Diameter 1 [mm]: 67; Diameter 2 [mm]: 43; H 26 mm; Opening Temperature [°C]: 83	8MT 354 776-241	897
1114 A	96 - 102 kW		02/87→12/98		Thermostat, coolant	
1114 AK	95 - 100 kW		02/87→12/98		9GD 354 772-021	897
1114 K	95 - 100 kW		03/84→12/98		Gasket, thermostat	
1114 S	95 - 100 kW		03/84→12/98			
1120 L	125 kW		08/84→12/98			
1314	95 - 100 kW		07/84→12/98			
1314 AK	95 - 100 kW		06/87→12/98			
1314 K	95 - 100 kW		07/84→12/98			
1314 KO	95 - 100 kW		07/84→12/98			
1320,1320 L	125 kW		01/84→12/98			
1514,1514 L	95 - 100 kW		01/84→12/98			
1514 K	95 - 100 kW		01/89→12/98			
711	77 kW		03/94→12/98			
811	77 kW		03/94→12/98			
811 K	77 kW		03/94→12/98			
814,814L	95 - 100 kW		01/84→12/98			
814,814 L	103 kW		01/84→12/98			
814 F	95 - 100 kW		05/86→12/98			
814 F	103 kW		03/94→12/98			
814 K	95 - 100 kW		03/84→12/98			
814 K	103 kW		03/94→12/98			
814 O, 814 LO	95 - 100 kW		01/84→12/98			
814 S	95 - 100 kW		03/84→12/98			
814 S	103 kW		03/94→12/98			
914	95 - 100 kW		03/84→12/98			
914 AK	95 - 100 kW		02/87→12/98			
914 AK	125 kW		02/87→12/98			
914 K	95 - 100 kW		03/84→12/98			
914 KO	95 - 100 kW		01/87→12/98			
O 1114 ,O 1114 L	95 - 100 kW		01/84→12/98			
O 814, O 814 L	103 kW		01/84→12/98			
1117,1117 L	116 - 125 kW		01/84→12/98	Quantity: 2; Diameter 1 [mm]: 67; Diameter 2 [mm]: 43; H 26 mm; Opening Temperature [°C]: 83	8MT 354 776-241	897
1117 A	116 - 125 kW		06/87→12/98		Thermostat, coolant	
1117 AK	125 kW		04/84→12/98	Quantity: 2	9GD 354 772-021	897
1117 K	116 - 125 kW		04/84→12/98		Gasket, thermostat	
1117 O,1117 LO	116 - 125 kW		01/84→12/98			
1117 S,1117 LS	116 - 125 kW		01/84→12/98			
1120,1120 L	148 - 155 kW		01/84→12/98			
1120 AF	150 - 155 kW		02/87→12/98			
1120 F	150 - 155 kW		02/90→12/98			
1120 O,1120 LO	150 - 155 kW		01/84→12/98			
1120 S,1120 LS	148 - 155 kW		01/84→12/98			
1124 AF	177 kW		03/92→12/98			
1124 F	155 - 177 kW		03/92→12/98			
1217 KO	125 kW		03/94→12/98			
1317,1317 L	116 - 125 kW		01/84→12/98			
1317 AK	116 - 125 kW		08/84→12/98			
1317 AK	155 kW		12/92→12/98			
1317 K	125 kW		07/84→12/98			
1317 KO	116 - 125 kW		03/94→12/98			
1317 S,1317 LS	116 - 125 kW		01/84→12/98			
1320,1320 L	148 - 155 kW		01/84→12/98			
1320 L	177 kW		12/92→12/98			
1320 S,1320 LS	148 - 155 kW		01/84→12/98			
1324,1324 L	170 - 177 kW		01/84→12/98			
1324 L	150 kW		01/91→12/98			
1324 S,1324 LS	170 - 177 kW		01/84→12/98			
1517,1517 L	116 - 125 kW		01/84→12/98			
1517 K	116 - 125 kW		01/89→12/98			
1520,1520 L	150 - 155 kW		01/84→12/98			
1524,1524 L	170 - 177 kW		01/84→12/98			
817,817 L	116 - 125 kW		01/84→12/98			
817 F	116 - 125 kW		03/84→12/98			
817 K	116 - 125 kW		01/86→12/98			
817 O, 817 LO	116 - 125 kW		01/84→12/98			
817 S,817 LS	116 - 125 kW		01/84→12/98			
917	125 kW		03/94→12/98			
917 AF	116 - 125 kW		02/87→12/98			
917 AK	125 kW		03/94→12/98			
917 K	125 kW		03/94→12/98			
917 KO	125 kW		03/94→12/98			

Manufacturer - Model	Power	Displ.	Year of Constr.	Remark	Part Number	Page
MERCEDES-BENZ - LP						09/63→12/84
LP 608, LPL 608	63 kW		09/63→12/84	Diameter 1 [mm]: 67; Diameter 2 [mm]: 43; H 26 mm; Opening Temperature [°C]: 79; with seal	8MT 354 776-051	897
LP 709, LPL 709	63 kW		09/63→12/84			
LP 808, LPL 808	63 kW		09/63→12/84			
LP 809, LPL 808, LPL 809	63 kW		09/63→12/84			
LPK 608	63 kW		10/69→10/77			
LPK 709	63 kW		11/77→12/84			
LPK 808	63 kW		10/69→10/77			
LPK 809	63 kW		11/77→12/84			
LPKF 608	63 kW		09/63→12/84			
LPKF 709	63 kW		11/77→12/84			
LPKF 808, LPKF 809	63 kW		10/69→10/77			
LPKO 608	63 kW		02/66→07/77			
LPO 608	63 kW		10/69→10/77			
LPO 709	63 kW		11/77→12/84			
LPO 808, LPO 809	63 kW		09/67→10/77			
LPS 608, LPLS 608	63 kW		09/63→12/84			
LPS 709, LPLS 709	63 kW		09/63→12/84			
MERCEDES-BENZ - MK						12/87→09/96
1222	160 - 165 kW		07/89→08/94	Quantity: 2; Diameter 1 [mm]: 67; Diameter 2 [mm]: 43; H 26 mm; Opening Temperature [°C]: 83	8MT 354 776-241	897
1222 A, 1222 LA	160 - 165 kW		09/89→07/94			
1222 AF	160 - 165 kW		09/89→09/93	Quantity: 2	9GD 354 772-021	897
1222 F	160 - 165 kW		07/89→08/94			
1222 S, 1222 LS	160 - 165 kW		07/89→08/94		9GD 354 772-021	897
1224 AF	170 - 177 kW		02/93→09/96			
1224 AF	180 kW		02/93→09/96			
1226 AF	180 - 200 kW		02/93→09/96			
1226 AF	195 - 218 kW		02/90→09/93			
1226 AF	250 kW		02/93→09/96			
1227 A	200 kW		01/92→07/92			
1234 AF	250 kW		01/92→09/96			
1422	230 kW		02/93→08/94			
1422, 1422 L	160 - 165 kW		12/87→09/96			
1422 F	160 - 165 kW		07/89→09/93			
1422 F	177 kW		03/93→08/94			
1422 F	180 - 230 kW		02/93→08/94			
1422 LS	200 kW		02/93→08/94			
1422 S, 1422 LS	160 - 165 kW		12/87→09/96			
1424, 1424 L	180 - 200 kW		12/87→09/96			
1424 S, 1424 LS	180 - 200 kW		12/87→09/96			
1426 S, 1426 LS	191 - 195 kW		12/87→09/96			
1427 F	200 kW		02/93→09/96			
1722	218 kW		12/88→08/94			
1722, 1722 L, 1722 LL	151 - 165 kW		12/87→09/96			
1722 AK	151 - 165 kW		12/88→08/94			
1722 AK	177 kW		12/88→08/94			
1722 AK	200 kW		12/88→08/94			
1722 K	153 - 165 kW		12/88→08/94			
1722 K	230 kW		12/88→08/94			
1722 S	153 - 165 kW		12/88→08/94			
1726, 1726 L, 1726 LL	195 - 218 kW		12/87→09/96			
1726 AK	195 kW		06/89→08/94			
1726 K	195 kW		12/88→08/94			
1726 L, 1726 LL	250 kW		12/88→08/94			
1726 S, 1726 LS	195 - 218 kW		12/87→09/96			
1727 L	200 kW		12/88→08/94			
1733, 1733 L, 1734 L	243 - 250 kW		12/87→09/96			
1733 S, 1733 LS	243 - 249 kW		12/87→09/96			
1820, 1820 L	155 kW		12/87→09/96			
1820 AK	155 kW		07/93→09/96			
1820 K	155 kW		05/92→09/96			
1824	180 kW		01/94→09/96			
1824, 1824 L	180 kW		12/87→09/96			
1824 AK	180 kW		08/92→09/96			
1824 AK	180 - 230 kW		01/94→09/96			
1824 K	180 kW		08/92→09/96			
1824 K	180 kW		01/94→09/96			
1827, 1827 L	200 kW		12/87→09/96			
1827 S, 1827 LS	200 kW		12/87→09/96			
1831, 1831 L	230 kW		12/87→09/96			
1831 S, 1831 LS	230 kW		12/87→09/96			
1834, 1834 L	250 kW		12/87→09/96			
1834 S, 1834 LS	250 kW		12/87→09/96			
2422	160 kW		09/89→08/94			
2422, 2422 L	153 - 165 kW		12/87→09/96			
2422 B	160 - 165 kW		09/89→08/94			
2422 K	160 - 165 kW		09/89→08/94			
2426	195 kW		01/90→08/94			
2426, 2426 L	195 kW		02/90→08/94			
2426 B	195 kW		02/90→08/94			

Manufacturer - Model	Power	Displ.	Year of Constr.	Remark	Part Number	Page
MERCEDES-BENZ - MK					12/87→09/96	
2426 L	200 - 230 kW		02/90→08/94	Quantity: 2; Diameter 1 [mm]: 67; Diameter 2 [mm]: 43; H 26 mm; Opening Temperature [°C]: 83	8MT 354 776-241	897
2426 L	250 kW		02/90→08/94		Thermostat, coolant	
2433,2433 L, 2434 L	243 - 250 kW		12/87→09/96	Quantity: 2	9GD 354 772-021	897
2433 K	249 kW		09/89→07/92		Gasket, thermostat	
2433 S,2433 LS	243 - 249 kW		12/87→09/96			
2524	180 kW		06/92→09/96			
2524	180 kW		01/94→09/96			
2524,2524 L	180 kW		12/87→09/96			
2524,2524 L	180 - 200 kW		12/87→09/96			
2524 K	180 kW		06/92→09/96			
2524 K	180 kW		01/94→09/96			
2527	200 kW		10/93→09/96			
2527	200 kW		01/94→09/96			
2527 B	200 kW		03/91→09/96			
2527 B	200 kW		01/94→09/96			
2527 K	200 kW		10/93→09/96			
2527 K	200 kW		01/94→09/96			
2527 L	195 kW		03/91→08/94			
2527 L	200 - 230 kW		09/92→09/96			
2527 L	200 - 230 kW		01/94→09/96			
2531,2531 L	230 kW		12/87→09/96			
2534,2534 L	250 kW		12/87→09/96			
2534 K	250 kW		01/91→09/96			
2534 S,2534 LS	250 kW		12/87→09/96			
MERCEDES-BENZ - NG					08/73→09/96	
1417	121 - 129 kW		07/89→09/96	Diameter 1 [mm]: 67; Diameter 2 [mm]: 43; H 26 mm; Opening Temperature [°C]: 83	8MT 354 776-241	897
1417 A	121 - 129 kW		09/89→09/96		Thermostat, coolant	
1417 AK	121 - 129 kW		09/89→09/96	Quantity: 2	9GD 354 772-021	897
1417 K	121 - 125 kW		07/89→09/96		Gasket, thermostat	
1420,1420 L	155 kW		12/87→09/96			
1420 LS	155 kW		02/90→09/96			
1717,1717 L	129 kW		12/87→09/96			
1717 AK	129 kW		09/89→08/94			
1717 K	129 kW		09/89→08/94			
1720,1720 L	150 - 155 kW		12/87→09/96			
1720 S	155 kW		02/90→08/94			
2420,2420 L	150 - 155 kW		12/87→09/96			
1019 AF	141 - 141 kW		01/79→12/82	Quantity: 2; Diameter 1 [mm]: 67; Diameter 2 [mm]: 43; H 26 mm; Opening Temperature [°C]: 83	8MT 354 776-241	897
1019 AF	144 kW		01/79→12/82		Thermostat, coolant	
1019 F	141 kW		01/79→12/82	Quantity: 2	9GD 354 772-021	897
1219	141 kW		09/75→09/84		Gasket, thermostat	
1219 A	141 kW		09/75→12/82			
1219 AF	141 kW		09/75→09/84			
1219 AK	141 kW		09/75→12/84			
1219 F	141 kW		09/75→09/84			
1219 K	141 kW		09/75→09/84			
1219 S	141 kW		09/75→09/84			
1222	159 kW		07/82→02/90			
1222 A	159 kW		05/82→10/90			
1222 AF	159 kW		05/82→12/91			
1222 F	159 kW		05/82→12/91			
1222 S	159 kW		07/82→02/90			
1225 AF	206 kW		05/82→12/91			
1419,1419 L	141 kW		08/73→09/96			
1419 AK	141 kW		05/75→12/84			
1419 AS	141 kW		05/75→12/82			
1419 C, 1419 CL	141 kW		08/73→09/96			
1419 F	141 kW		05/75→12/82			
1419 K	141 kW		05/75→12/82			
1419 S, 1419 LS	141 kW		08/73→09/96			
1422,1422 L	159 kW		08/73→09/96			
1422 F	159 kW		05/82→10/90			
1422 S, 1422 LS	159 kW		08/73→09/96			
1424,1424 L	176 kW		08/73→09/96			
1424 F	176 kW		07/75→01/87			
1424 K	176 kW		07/75→01/87			
1424 S, 1424 LS	176 kW		08/73→09/96			
1425 S, 1425 LS	184 kW		08/73→09/96			
1428 AF	206 kW		08/73→09/96			
1619,1619 L	141 kW		08/73→09/96			
1619 AK	141 kW		11/74→12/82			
1619 C, 1619 CL	141 kW		08/73→09/96			
1619 K	141 kW		11/74→12/82			
1619 KO	141 kW		11/74→01/87			
1619 S	141 kW		11/74→12/84			
1622,1622 L	150 - 159 kW		08/73→09/96			
1622 AK	159 kW		05/82→10/89			
1622 K	159 kW		05/82→10/89			
1622 S	159 kW		05/82→03/91			

Manufacturer - Model	Power	Displ.	Year of Constr.	Remark	Part Number	Page
MERCEDES-BENZ - NG					08/73→09/96	
1624,1624 L	176 kW		08/73→09/96	Quantity: 2; Diameter 1 [mm]: 67; Diameter 2 [mm]: 43; H 26 mm; Opening Temperature [°C]: 83	8MT 354 776-241	897
1624 K	176 kW		07/75→08/82		Thermostat, coolant	
1624 S,1624 LS	176 kW		08/73→09/96	Quantity: 2	9GD 354 772-021	897
1625,1625 L	184 kW		08/73→09/96		Gasket, thermostat	
1625 AK	184 kW		10/80→11/89			
1625 K	184 kW		05/80→11/89			
1625 S,1625 LS	184 kW		08/73→09/96			
1626,1626 L	188 kW		08/73→09/96			
1626 AK	188 kW		08/73→12/80			
1626 AS	188 kW		05/74→12/80			
1626 K	188 kW		08/73→12/80			
1626 S,1626 LS	188 kW		08/73→09/96			
1628,1628 L	206 kW		08/73→09/96			
1628 A	206 kW		01/80→05/89			
1628 S,1628 LS	206 kW		08/73→09/96			
1632,1632 L	235 kW		08/73→09/96			
1632 AK	235 kW		08/73→08/82			
1632 AS	235 kW		05/74→09/83			
1632 K	235 kW		08/73→08/82			
1632 S,1632 LS	235 kW		08/73→09/96			
1633,1633 L	243 kW		08/73→09/96			
1633 S,1633 LS	243 kW		08/73→09/96			
1635,1635 L	260 kW		08/73→09/96			
1635 K	260 kW		02/86→07/89			
1635 S,1635 LS	260 kW		08/73→09/96			
1636,1636 L	261 kW		08/73→09/96			
1636 S,1636 LS	261 kW		08/73→09/96			
1638	276 kW		11/80→12/86			
1638 S,1638 LS	276 kW		08/73→09/96			
1644	320 kW		06/86→08/89			
1644 S,1644 LS	320 kW		08/73→09/96			
1719	141 kW		09/73→08/82			
1719 AK	141 kW		09/73→08/82			
1719 K	141 kW		09/73→08/82			
1719 S	141 kW		09/73→08/82			
1919	141 kW		05/74→08/82			
1919 AK	141 kW		05/74→08/82			
1919 K	141 kW		05/74→08/82			
1919 S	141 kW		05/74→08/82			
1922	159 kW		10/81→10/90			
1922 AK	159 kW		10/81→03/91			
1922 K	159 kW		10/81→03/91			
1922 S	159 kW		10/81→03/91			
1926	188 kW		05/74→12/80			
1926 A	188 kW		05/74→12/80			
1926 AK	188 kW		08/73→12/80			
1926 AS	188 kW		05/74→12/80			
1926 K	188 kW		08/73→12/80			
1926 S,1926 LS	188 kW		08/73→09/96			
1928,1928 L	206 kW		08/73→09/96			
1928 A	206 kW		01/80→03/91			
1928 AK	206 kW		01/80→03/91			
1928 AS	206 kW		01/80→03/91			
1928 K	206 kW		01/80→03/91			
1928 S,1928 LS	206 kW		08/73→09/96			
1932	235 kW		05/74→03/83			
1932 A	235 kW		05/74→03/83			
1932 AK	235 kW		08/73→09/83			
1932 AS	235 kW		05/74→12/82			
1932 K	235 kW		08/73→08/82			
1932 S,1932 LS	235 kW		08/73→09/96			
1933	243 kW		11/80→03/91			
1933 S,1933 LS	243 kW		08/73→09/96			
1935	260 kW		02/86→09/89			
1935 AK	260 - 269 kW		09/87→03/91			
1935 S,1935 LS	260 kW		08/73→09/96			
1936	261 kW		10/81→03/91			
1936 AK	261 kW		10/81→03/91			
1936 AS	261 kW		10/81→03/91			
1936 K	261 kW		10/81→03/91			
1938	276 kW		11/80→06/90			
1938 S,1938 LS	276 kW		08/73→09/96			
1944	320 kW		10/85→12/89			
1944 S,1944 LS	320 kW		08/73→09/96			
2025 S	184 kW		08/83→03/91			
2026 S	188 kW		10/76→10/80			
2028 A	206 kW		01/80→06/89			
2028 LS	206 kW		01/80→06/89			
2032 S	235 kW		08/75→09/83			
2033 LS	243 kW		12/81→05/87			
2035 S,2035 LS	260 kW		08/73→09/96			

Manufacturer - Model	Power	Displ.	Year of Constr.	Remark	Part Number	Page
MERCEDES-BENZ - NG						08/73→09/96
2028 A	260 kW		01/80→06/89	Quantity: 2; Diameter 1 [mm]: 67; Diameter 2 [mm]: 43; H 26 mm; Opening Temperature [°C]: 83	8MT 354 776-241	897
2036 LS	261 kW		03/84→03/91		Thermostat, coolant	
2219	141 kW		06/76→01/87	Quantity: 2	9GD 354 772-021	897
2219,2219 L	141 kW		08/73→09/96		Gasket, thermostat	
2219 C,2219 CL	141 kW		08/73→09/96			
2219 K	141 kW		06/76→01/87			
2219 KO	141 kW		06/76→01/87			
2222	159 kW		05/82→03/91			
2222,2222 L	159 kW		08/73→09/96			
2222 B	150 - 159 kW		05/82→03/91			
2222 K	159 kW		05/82→03/91			
2224	176 kW		04/76→12/82			
2224 B	176 kW		05/75→03/84			
2224 K	176 kW		04/76→12/82			
2224 S	176 kW		07/76→12/82			
2225	184 kW		04/85→03/91			
2226	188 kW		09/75→12/80			
2226,2226 L	188 kW		08/73→09/96			
2226 S,2226 LS	188 kW		08/73→09/96			
2228	206 kW		12/79→03/91			
2228,2228 L	206 kW		08/73→09/96			
2228 S	206 kW		12/79→03/91			
2232	235 kW		05/74→09/83			
2232,2232 L	235 kW		08/73→09/96			
2232 S,2232 LS	235 kW		08/73→09/96			
2233	243 kW		11/80→05/87			
2233,2233 L	243 kW		08/73→09/96			
2233 S	243 kW		11/80→05/87			
2235,2235 L	260 kW		08/73→09/96			
2235 K	260 kW		03/86→07/89			
2235 S, 2235 LS	260 kW		08/73→09/96			
2236	261 kW		09/82→03/91			
2236 S	261 kW		12/84→03/91			
2238,2238 L	276 kW		08/73→09/96			
2238 S	276 kW		01/81→12/86			
2244,2244 L	320 kW		08/73→09/96			
2244 S	320 kW		10/85→07/89			
2626	188 kW		06/75→03/81			
2626 A	188 kW		06/75→03/81			
2626 AB	188 kW		05/74→12/80			
2626 AK	188 kW		08/73→12/81			
2626 AS	188 kW		06/75→03/81			
2626 B	188 kW		05/74→12/80			
2626 K	188 kW		08/73→03/81			
2626 S	188 kW		06/75→03/81			
2628	206 kW		02/80→03/91			
2628 A	206 kW		02/80→03/91			
2628 A	331 kW		01/90→03/91			
2628 AK	206 kW		02/80→03/91			
2628 AS	206 kW		02/80→03/91			
2628 B	206 kW		02/80→08/89			
2628 K	206 kW		02/80→03/91			
2628 S	206 kW		02/80→03/91			
2632	235 - 236 kW		05/74→09/83			
2632 A	235 - 236 kW		05/74→09/83			
2632 AK	235 - 236 kW		08/73→09/83			
2632 AS	235 - 236 kW		05/74→09/83			
2632 K	235 - 236 kW		08/73→09/83			
2632 S	235 - 236 kW		05/74→09/83			
2633	243 kW		05/82→05/87			
2633 S	243 kW		05/82→05/87			
2635	260 kW		04/86→03/91			
2635 A	269 kW		09/87→03/91			
2635 AK	269 kW		09/87→03/91			
2635 AS	269 kW		09/87→03/91			
2635 S	260 kW		04/86→03/91			
2636	261 kW		11/81→03/91			
2636 K	261 kW		11/81→03/91			
2636 S	261 kW		11/81→03/91			
2638 S	276 kW		01/81→12/86			
2644 S	320 kW		10/85→02/90			
3025 B	184 - 206 kW		12/85→07/87			
3025 K	184 kW		12/85→07/87			
3028 B	206 kW		12/85→07/87			
3028 K	206 kW		12/85→07/87			
3228 B	206 kW		07/87→03/91			
3228 K	206 kW		07/87→03/91			
3328 B	206 kW		07/82→07/87			
3328 K	206 kW		07/82→07/87			
3333	243 kW		12/82→11/91			
3333 B	243 kW		12/82→11/91			

Manufacturer - Model	Power	Displ.	Year of Constr.	Remark	Part Number	Page	
MERCEDES-BENZ - NG					08/73→09/96		
3333 K	243 kW		12/82→11/91	Quantity: 2; Diameter 1 [mm]: 67; Diameter 2 [mm]: 43; H 26 mm; Opening Temperature [°C]: 83	8MT 354 776-241	897	
3336	261 kW		12/82→11/91		Thermostat, coolant		
3336 K	261 kW		12/82→11/91	Quantity: 2	9GD 354 772-021	897	
3336 S	261 kW		12/82→11/91		Gasket, thermostat		
3528 B	206 kW		07/87→09/89				
3528 K	206 kW		07/87→09/89				
3535 AK	260 kW		09/87→02/90				
3535 K	260 - 269 kW		09/87→01/89				
1414	100 kW		04/84→03/91		Diameter 1 [mm]: 67; Diameter 2 [mm]: 43; H 26 mm; Opening Temperature [°C]: 83	8MT 354 776-241	897
1414 K	100 kW		04/84→03/91			Thermostat, coolant	
1417 C	125 kW		04/84→03/91		Quantity: 2	9GD 354 772-021	897
1417 CA	125 kW		04/84→03/91	Gasket, thermostat			
1417 CAK	125 kW		04/84→03/91				
1417 CK	125 kW		04/84→03/91				
1614	100 kW		04/84→03/91				
1614 K	100 kW		04/84→03/91				
1617 C, 1617 CL	125 kW		08/73→09/96				
1617 CAK	125 kW		04/84→03/91				
1617 CK	125 kW		04/84→03/91				
1617 CS	125 kW		04/84→03/91				
3250 AF	368 kW		09/85→08/94	Quantity: 2; Diameter 1 [mm]: 67; Diameter 2 [mm]: 43; H 26 mm; Opening Temperature [°C]: 71	8MT 354 777-461	897	
3850 A	368 kW		09/85→08/94		Thermostat, coolant		
				Quantity: 2	9GD 354 772-021	897	
					Gasket, thermostat		
MERCEDES-BENZ - O 301					02/86→05/87		
O 301	100 kW		06/86→05/87	Diameter 1 [mm]: 67; Diameter 2 [mm]: 43; H 26 mm; Opening Temperature [°C]: 83	8MT 354 776-241	897	
O 301	125 kW		02/86→05/87		Thermostat, coolant		
					9GD 354 772-021	897	
					Gasket, thermostat		
MERCEDES-BENZ - O 303					10/74→09/92		
O 303	141 kW		10/74→06/83	Quantity: 2; Diameter 1 [mm]: 67; Diameter 2 [mm]: 43; H 26 mm; Opening Temperature [°C]: 83	8MT 354 776-241	897	
O 303	159 - 160 kW		01/80→09/92		Thermostat, coolant		
O 303	159 - 165 kW		01/80→01/89	Quantity: 2	9GD 354 772-021	897	
O 303	184 kW		11/85→04/89		Gasket, thermostat		
O 303	188 kW		03/75→06/83				
O 303	200 kW		12/87→09/92				
O 303	206 kW		01/80→09/87				
O 303	213 - 218 kW		09/87→09/92				
O 303	235 kW		07/75→06/83				
O 303	243 kW		08/80→09/87				
O 303	260 - 269 kW		09/87→09/92				
MERCEDES-BENZ - O 309						01/70→02/89	
O 309 D	63 kW		01/70→02/89	Diameter 1 [mm]: 67; Diameter 2 [mm]: 43; H 26 mm; Opening Temperature [°C]: 79; with seal	8MT 354 776-051	897	
					Thermostat, coolant		
MERCEDES-BENZ - O 340					01/91→06/95		
O 340	250 kW		01/91→06/95	Quantity: 2; Diameter 1 [mm]: 67; Diameter 2 [mm]: 43; H 26 mm; Opening Temperature [°C]: 83	8MT 354 776-241	897	
					Thermostat, coolant		
				Quantity: 2	9GD 354 772-021	897	
					Gasket, thermostat		
MERCEDES-BENZ - O 402					02/86→12/91		
O 402	100 kW		02/86→12/91	Diameter 1 [mm]: 67; Diameter 2 [mm]: 43; H 26 mm; Opening Temperature [°C]: 83	8MT 354 776-241	897	
O 402	125 kW		02/86→12/91		Thermostat, coolant		
					9GD 354 772-021	897	
					Gasket, thermostat		
MERCEDES-BENZ - O 404					09/91→10/99		
O 404	151 kW		09/91→01/92	Quantity: 2; Diameter 1 [mm]: 67; Diameter 2 [mm]: 43; H 26 mm; Opening Temperature [°C]: 83	8MT 354 776-241	897	
O 404	165 kW		09/91→01/92		Thermostat, coolant		
O 404	195 kW		09/91→01/92	Quantity: 2	9GD 354 772-021	897	
O 404	200 kW		09/91→10/99		Gasket, thermostat		
O 404	213 kW		09/91→01/92				
O 404	213 kW		09/91→10/99				
O 404	213 kW		09/94→10/99				
O 404	250 kW		09/91→10/99				
O 404	280 kW		09/91→10/99				
O 404	280 kW		09/94→10/99				

Manufacturer - Model	Power	Displ.	Year of Constr.	Remark	Part Number	Page
MERCEDES-BENZ - O 405						12/84→
O 405 G,O 405 GN,O 405 GTD	177 - 184 kW		11/85→	→engine 081650; Quantity: 2; Diameter 1 [mm]: 67; Diameter 2 [mm]: 43; H 26 mm; Opening Temperature [°C]: 83	8MT 354 776-241	897
O 405 G,O 405 GN,O 405 GTD	220 kW		09/91→		Thermostat, coolant	
O 405 ST,O 405 N	150 - 157 kW		12/84→	Quantity: 2	9GD 354 772-021	897
O 405 ST,O 405 N	177 - 184 kW		11/85→		Gasket, thermostat	
O 405 ST,O 405 N	220 kW		11/91→			
O 405 G,O 405 GTD	206 kW		01/86→	Quantity: 2; Diameter 1 [mm]: 67; Diameter 2 [mm]: 43; H 26 mm; Opening Temperature [°C]: 83	8MT 354 776-241	897
O 405 ST	206 kW		11/85→		Thermostat, coolant	
				Quantity: 2	9GD 354 772-021	897
					Gasket, thermostat	
MERCEDES-BENZ - O 407						03/87→11/01
O 407	177 - 184 kW		03/87→11/01	→engine 081650; Quantity: 2; Diameter 1 [mm]: 67; Diameter 2 [mm]: 43; H 26 mm; Opening Temperature [°C]: 83	8MT 354 776-241	897
O 407	220 kW		11/91→11/01		Thermostat, coolant	
				Quantity: 2	9GD 354 772-021	897
					Gasket, thermostat	
MERCEDES-BENZ - O 408						01/91→12/98
O 408	184 kW		01/91→12/98	Quantity: 2; Diameter 1 [mm]: 67; Diameter 2 [mm]: 43; H 26 mm; Opening Temperature [°C]: 83	8MT 354 776-241	897
O 408	220 kW		08/92→12/98		Thermostat, coolant	
				Quantity: 2	9GD 354 772-021	897
					Gasket, thermostat	
MERCEDES-BENZ - SK						07/87→
1728, 1729, 1729 L	210 - 218 kW		07/87→09/96	Quantity: 2; Diameter 1 [mm]: 67; Diameter 2 [mm]: 43; H 26 mm; Opening Temperature [°C]: 83	8MT 354 776-241	897
1729 AK	213 kW		07/88→09/93		Thermostat, coolant	
1729 K	213 - 218 kW		07/88→08/94	Quantity: 2	9GD 354 772-021	897
1729 S, 1729 LS	210 - 218 kW		07/87→09/96		Gasket, thermostat	
1735, 1735 L	260 - 269 kW		07/87→09/96			
1735 AK	260 - 269 kW		08/89→08/94			
1735 K	250 - 269 kW		07/88→08/94			
1735 L	218 kW		07/88→08/94			
1735 S, 1735 LS	260 - 269 kW		07/87→09/96			
1748, 1748 L	353 - 362 kW		07/87→09/96			
1748 S, 1748 LS	353 - 362 kW		07/87→09/96			
1831, 1831 L	230 kW		07/87→09/96			
1831 AK	230 kW		05/91→09/96			
1831 AK	230 kW		01/94→09/96			
1831 K	230 kW		07/92→09/96			
1831 K	230 - 250 kW		07/92→09/96			
1831 S, 1831 LS	230 kW		07/87→09/96			
1834, 1834 L	250 kW		07/87→09/96			
1834 S, 1834 LS	250 kW		07/87→09/96			
1838, 1838 L	280 kW		07/87→09/96			
1838, 1838 L	320 kW		07/87→09/96			
1838 AK	280 kW		12/92→09/96			
1838 AK	280 kW		01/94→09/96			
1838 AK	320 kW		12/92→09/96			
1838 AK	370 kW		12/92→09/96			
1838 K	280 kW		12/90→09/96			
1838 K	280 kW		06/95→09/96			
1838 S, 1838 LS	280 kW		07/87→09/96			
1838 S, 1838 LS	320 kW		07/87→09/96			
1840 LS	280 kW		07/91→07/92			
1844, 1844 L	320 kW		07/87→09/96			
1844 S, 1844 LS	320 kW		07/87→09/96			
1850, 1850 L	362 - 370 kW		07/87→09/96			
1850 S, 1850 LS	362 - 370 kW		07/87→09/96			
1853, 1853 L	390 kW		07/87→09/96			
1853 AK	390 kW		01/96→09/96			
1853 S, 1853 LS	390 kW		07/87→09/96			
1922	160 - 165 kW		05/89→08/94			
1922 AK	160 - 165 kW		08/89→08/94			
1922 K	160 - 165 kW		05/89→08/94			
1922 S	160 - 165 kW		05/89→08/94			
1929, 1929 L	210 - 218 kW		07/87→09/96			
1929 A	210 - 218 kW		07/88→08/94			
1929 A	269 kW		07/88→09/93			
1929 A	340 kW		07/88→08/94			
1929 AK	210 - 218 kW		07/88→08/94			
1929 AS	213 - 218 kW		07/88→08/94			
1929 K	210 - 218 kW		07/88→08/94			
1929 S	210 - 218 kW		07/88→08/94			
1935	260 - 269 kW		05/89→08/94			
1935 AK	250 - 269 kW		05/89→08/94			
1935 AS	250 - 269 kW		05/89→08/94			
1935 K	250 - 269 kW		05/89→08/94			
1935 S	269 kW		05/89→08/94			

Manufacturer - Model	Power	Displ.	Year of Constr.	Remark	Part Number	Page
MERCEDES-BENZ - SK						07/87→
1948	353 - 362 kW		09/88→07/92	Quantity: 2; Diameter 1 [mm]: 67; Diameter 2 [mm]: 43; H 26 mm; Opening Temperature [°C]: 83	8MT 354 776-241	897
2024	180 kW		02/93→09/96		Thermostat, coolant	
2024	180 kW		01/94→09/96	Quantity: 2	9GD 354 772-021	897
2024 AK	180 kW		02/93→09/96		Gasket, thermostat	
2024 AK	180 kW		01/94→09/96			
2024 K	180 kW		02/93→09/96			
2024 K	180 kW		01/94→09/96			
2031	230 kW		03/92→09/96			
2031 A	230 kW		03/92→09/96			
2031 A	230 kW		01/94→09/96			
2031 A	280 kW		03/92→09/96			
2031 A	280 kW		01/94→09/96			
2031 A	320 kW		03/92→09/96			
2031 AS	230 kW		03/92→09/96			
2031 K	230 kW		03/92→09/96			
2031 S	230 kW		03/92→09/96			
2038	280 kW		11/91→09/96			
2038	280 kW		12/92→			
2038 AS	280 kW		12/92→09/96			
2038 AS	280 kW		01/94→09/96			
2038 AS	320 kW		12/92→09/96			
2038 S	280 kW		11/91→09/96			
2044	320 kW		01/92→09/96			
2044 S	320 kW		01/92→09/96			
2050	362 - 390 kW		01/91→09/96			
2429	210 - 218 kW		07/88→08/94			
2429,2429 L	213 - 218 kW		07/87→09/96			
2429 K	210 - 218 kW		07/88→08/94			
2429 S	213 - 218 kW		07/88→08/94			
2429 S,2429 LS	213 - 218 kW		07/87→09/96			
2435	260 - 269 kW		07/88→08/94			
2435,2435 L	260 - 269 kW		07/87→09/96			
2435 K	250 - 269 kW		07/88→08/94			
2435 S	250 - 269 kW		07/88→08/94			
2435 S,2435 LS	260 - 269 kW		07/87→09/96			
2448,2448 L	353 - 362 kW		07/87→09/96			
2448 LS	353 - 362 kW		07/88→07/92			
2448 S	353 - 362 kW		07/88→07/92			
2538	280 kW		03/91→09/96			
2538	280 kW		01/94→09/96			
2538	320 kW		03/91→09/96			
2538,2538 L	280 kW		07/87→09/96			
2538,2538 L	320 kW		07/87→09/96			
2538 K, 2538 LK	280 kW		03/91→09/96			
2538 K, 2538 LK	280 kW		01/94→09/96			
2538 K, 2538 LK	320 kW		03/91→09/96			
2538 S,2538 LS	280 kW		07/87→09/96			
2538 S,2538 LS	320 kW		07/87→09/96			
2544,2544 L	320 kW		07/87→09/96			
2544 S, LS	320 kW		01/92→09/96			
2553,2553 L	390 kW		07/87→09/96			
2553 S, 2553 LS	390 kW		01/96→09/96			
2629	213 - 218 kW		07/88→08/94			
2629	269 kW		07/88→08/94			
2629 A	213 - 218 kW		07/88→08/94			
2629 A	269 kW		07/88→08/94			
2629 A	280 kW		07/88→08/94			
2629 A	320 kW		07/88→08/94			
2629 A	340 kW		07/88→08/94			
2629 AK	213 - 218 kW		07/88→08/94			
2629 AK	269 kW		07/88→08/94			
2629 AK	320 kW		07/88→08/94			
2629 AS	213 - 218 kW		07/88→08/94			
2629 AS	362 - 370 kW		07/88→08/94			
2629 B	213 - 218 kW		07/88→08/94			
2629 K	213 - 218 kW		07/88→08/94			
2629 K	230 kW		07/88→08/94			
2629 K	362 kW		07/88→08/94			
2629 S	213 - 218 kW		07/88→08/94			
2631	230 kW		06/92→09/96			
2631	230 - 250 kW		06/92→09/96			
2631 A	230 kW		06/92→09/96			
2631 A	230 kW		01/94→09/96			
2631 AK, 2634 AK	230 kW		06/92→09/96			
2631 AK, 2634 AK	230 kW		01/94→09/96			
2631 AS	230 kW		06/92→09/96			
2631 B	230 kW		06/92→09/96			
2631 S	230 kW		06/92→09/96			
2635	210 kW		07/88→08/94			
2635	260 - 269 kW		07/88→08/94			
2635	370 kW		01/91→08/94			

Manufacturer - Model	Power	Displ.	Year of Constr.	Remark	Part Number	Page
MERCEDES-BENZ - SK						07/87→
2635 A	260 - 269 kW		02/90→08/94	Quantity: 2; Diameter 1 [mm]: 67; Diameter 2 [mm]: 43; H 26 mm; Opening Temperature [°C]: 83	8MT 354 776-241	897
2635 A	320 kW		12/91→08/94		Thermostat, coolant	
2635 AK	250 - 269 kW		02/90→08/94	Quantity: 2	9GD 354 772-021	897
2635 AS	250 - 269 kW		02/92→08/94		Gasket, thermostat	
2635 AS	362 kW		02/90→09/96			
2635 K	250 - 269 kW		07/88→08/94			
2635 K	280 kW		01/91→08/94			
2635 K	320 kW		07/91→08/94			
2635 S	250 - 269 kW		07/88→08/94			
2638, 2638 L	280 kW		09/91→09/96			
2638, 2638 L	320 kW		09/91→09/96			
2638, 2638 L	370 kW		09/91→09/96			
2638 A, LA	280 kW		09/91→09/96			
2638 A, LA	320 kW		09/91→09/96			
2638 AK	280 kW		07/92→09/96			
2638 AK	280 kW		01/94→09/96			
2638 AK	320 kW		07/92→09/96			
2638 AK	370 kW		09/91→09/96			
2638 AS	280 kW		07/92→09/96			
2638 AS	280 kW		01/94→09/96			
2638 AS	320 kW		07/92→09/96			
2638 AS	370 kW		07/92→09/96			
2638 K	280 kW		09/91→09/96			
2638 K	320 kW		09/91→09/96			
2638 K	362 kW		09/91→09/96			
2638 K	370 kW		09/91→09/96			
2638 S	320 kW		09/91→09/96			
2638 S	370 kW		09/91→09/96			
2644, 2644 L	320 kW		01/92→09/96			
2644 A	320 kW		01/92→09/96			
2644 S	320 kW		01/92→09/96			
2648 S	329 kW		12/88→07/92			
2650, 2650 L	362 - 370 kW		07/92→09/96			
3229	213 - 218 kW		09/89→08/94			
3229 B	213 - 218 kW		09/89→07/92			
3229 K	210 - 218 kW		09/89→01/92			
3233 B	250 kW		10/90→07/92			
3233 K	250 kW		10/90→07/92			
3234 B	250 kW		02/92→09/96			
3234 K	250 kW		02/92→09/96			
3235	260 - 269 kW		10/88→07/92			
3235 K	260 - 269 kW		07/87→07/92			
3238	280 kW		10/90→09/96			
3238, 3238 L	280 kW		01/94→09/96			
3238, 3238 L	320 kW		10/90→09/96			
3534 K	250 kW		10/93→09/96			
3535 AK	266 kW		02/90→08/94			
3535 AK	280 kW		03/91→08/94			
3535 B	269 kW		10/88→08/94			
3535 B	362 kW		10/88→08/94			
3535 K	269 kW		10/88→08/94			
3535 K	280 kW		03/91→08/94			
3535 K	362 kW		10/88→08/94			
3538 AK	280 kW		03/91→09/96			
3538 AK	280 kW		01/94→09/96			
3538 AK	320 kW		03/91→09/96			
3538 K	280 kW		03/91→09/96			
3538 K	280 kW		01/94→09/96			
3538 K	320 kW		03/91→09/96			
3553, 3553 L	390 kW		01/94→09/96			
2050 S	362 - 390 kW		01/91→09/96	Quantity: 2; Diameter 1 [mm]: 67; Diameter 2 [mm]: 43; H 26 mm; Opening Temperature [°C]: 83	8MT 354 776-241	897
2538	370 kW		03/91→09/96		Thermostat, coolant	
2538 K, 2538 LK	362 - 370 kW		03/91→09/96	Quantity: 2; Diameter 1 [mm]: 67; Diameter 2 [mm]: 43; H 26 mm; Opening Temperature [°C]: 71	8MT 354 777-461	897
2538 S	370 kW		03/91→09/96		Thermostat, coolant	
2550, 2550 L	370 - 390 kW		07/87→09/96	Quantity: 2	9GD 354 772-021	897
2550 S, 2550 LS	370 - 390 kW		01/91→09/96		Gasket, thermostat	
2629 A	362 - 370 kW		07/88→08/94			
2629 AK	362 - 370 kW		07/88→08/94			
2635 AK	362 - 370 kW		02/90→08/94			
2635 K	362 - 370 kW		07/88→08/94			
2635 S	362 - 370 kW		07/88→08/94			
2648 S	353 - 362 kW		12/88→07/92			
2650 S	370 kW		07/92→09/96			
3238	362 - 370 kW		10/90→09/96			
3253, 3253 L	390 kW		01/96→09/96			
3538 AK	370 kW		03/91→09/96			
3538 K	362 - 370 kW		03/91→09/96			
3550 S, 3553 S	362 - 370 kW		05/92→09/96			

Manufacturer - Model	Power	Displ.	Year of Constr.	Remark	Part Number	Page
MERCEDES-BENZ - SK						07/87→
3053 S	390 kW		01/94→09/96	Quantity: 2; Diameter 1 [mm]: 67; Diameter 2 [mm]: 43; H 26 mm; Opening Temperature [°C]: 71 Quantity: 2	8MT 354 777-461	897
3053 S	370 kW		12/93→09/96		Thermostat, coolant	
3553 S	390 kW		04/92→			
4050 A	368 kW		07/87→		9GD 354 772-021	897
4050 A	370 kW		07/87→		Gasket, thermostat	
4850 A	368 kW		07/87→			
MERCEDES-BENZ - TOURISMO (O 350)						08/95→
Tourismo	280 kW		08/95→	→12/03; Quantity: 2; Diameter 1 [mm]: 67; Diameter 2 [mm]: 43; H 26 mm; Opening Temperature [°C]: 83	8MT 354 776-241	897
				Quantity: 2; Diameter 1 [mm]: 67; Diameter 2 [mm]: 43; H 26 mm; Opening Temperature [°C]: 83	8MT 354 776-241	897
				01/04→; Quantity: 2; Diameter 1 [mm]: 67; Diameter 2 [mm]: 43; H 26 mm; Opening Temperature [°C]: 71	8MT 354 777-461	897
				Quantity: 2	9GD 354 772-021	897
				Gasket, thermostat		
Tourismo RHD, SHD	250 kW		08/95→	Quantity: 2; Diameter 1 [mm]: 67; Diameter 2 [mm]: 43; H 26 mm; Opening Temperature [°C]: 83	8MT 354 776-241	897
				Quantity: 2	9GD 354 772-021	897
				Gasket, thermostat		
MERCEDES-BENZ - UNIMOG						01/88→
U 1000	75 kW		01/88→	Diameter 1 [mm]: 67; Diameter 2 [mm]: 43; H 26 mm; Opening Temperature [°C]: 83 Quantity: 2	8MT 354 776-241	897
U 110,U 110L	75 - 77 kW		02/92→		Thermostat, coolant	
U 1200	92 kW		01/88→		9GD 354 772-021	897
U 1200T	92 kW		01/88→		Gasket, thermostat	
U 1250,U 1250L	92 kW		01/88→			
U 1250L	100 kW		05/88→			
U 130,U 140	98 - 103 kW		07/92→			
U 1350L	100 kW		05/88→			
U 1400	100 kW		01/88→			
U 140L	100 - 103 kW		07/92→			
U 140T	98 kW		07/92→			
U 1450,U 1450L	100 kW		01/88→			
U 1550L	100 kW		05/88→			
U 1550L	114 kW		01/92→			
U 1550L	115 kW		05/88→			
U 1550L	125 kW		01/92→			
U 1600	115 kW		01/88→			
U 1650,U 1650L	115 kW		01/88→			
U 1700, U 1700 L	122 - 125 kW		09/88→			
U 1700T	122 - 125 kW		09/88→			
U 1750,U 1750L	122 - 127 kW		09/88→			
U 1550L	150 - 157 kW		05/88→	Quantity: 2; Diameter 1 [mm]: 67; Diameter 2 [mm]: 43; H 26 mm; Opening Temperature [°C]: 83	8MT 354 776-241	897
U 1550L	177 kW		05/88→	Thermostat, coolant		
U 1600	150 - 157 kW		09/89→	Quantity: 2	9GD 354 772-021	897
U 1600	177 kW		05/91→		Gasket, thermostat	
U 1650,U 1650L	150 - 157 kW		09/89→			
U 1650,U 1650L	177 kW		05/91→			
U 1800	132 kW		04/92→			
U 1800T	132 kW		04/92→			
U 1850,U 1850L	132 kW		04/92→			
U 2100	155 - 157 kW		09/89→			
U 2100T	155 - 157 kW		09/89→			
U 2150	155 - 157 kW		09/89→			
U 2150,U 2150L	155 - 157 kW		09/89→			
U 2150,U 2150L	177 kW		09/89→			
U 2400	177 kW		05/91→			
U 2400TG	177 kW		07/93→			
U 2450,U 2450L	177 kW		05/91→			
U 2450L	177 kW		07/93→			

MERCEDES- BENZ	HELLA
001 203 69 75	8MT 354 776-051
002 203 72 75	8MT 354 776-051
002 203 78 75	8MT 354 776-051
003 203 73 75	8MT 354 776-241
003 203 78 75	8MT 354 776-241
003 997 57 48	9GD 354 772-021
004 203 83 75	8MT 354 776-241
004 203 84 75	8MT 354 777-461
005 203 26 75	8MT 354 776-241
020 997 11 48	9GD 354 772-021
024 997 28 48	9GD 354 772-021
100 200 07 15	8MT 354 776-051
A 001 203 69 75	8MT 354 776-051
A 002 203 72 75	8MT 354 776-051
A 002 203 78 75	8MT 354 776-051
A 003 203 73 75	8MT 354 776-241
A 003 203 78 75	8MT 354 776-241
A 003 997 57 48	9GD 354 772-021
A 004 203 83 75	8MT 354 776-241
A 004 203 84 75	8MT 354 777-461
A 005 203 26 75	8MT 354 776-241
A 020 997 11 48	9GD 354 772-021
A 024 997 28 48	9GD 354 772-021
A 100 200 07 15	8MT 354 776-051

**8MT ...**

8MT 354 776-051	897
8MT 354 776-241	897
8MT 354 777-461	897

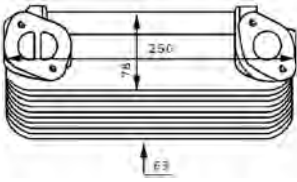
9GD ...

9GD 354 772-021	897
-----------------	------------

Oil Cooler, engine oil.....	912
-----------------------------	-----

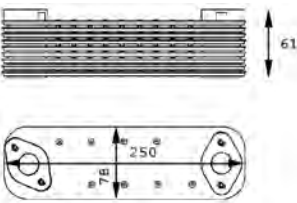
Heat Exchanger - Oil Cooler, engine oil

8MO 376 725-031
BEHR HELLA SERVICE



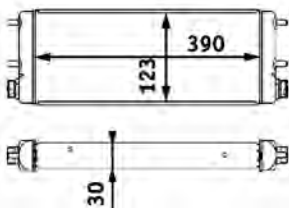
Depth [mm]	63
Length [mm]	250
Version	produced by BEHR
Width [mm]	78

8MO 376 725-041
BEHR HELLA SERVICE



Depth [mm]	61
Length [mm]	250
Version	produced by BEHR
Width [mm]	78

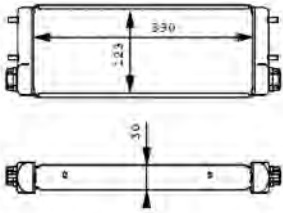
8MO 376 725-241
BEHR HELLA SERVICE



Depth [mm]	30
for OE number	2015000500
Length [mm]	390
Version	produced by BEHR
Width [mm]	123

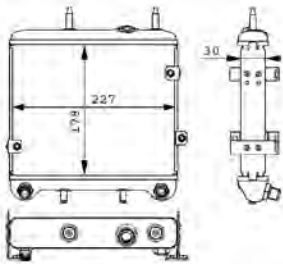
Heat Exchanger - Oil Cooler, engine oil

8MO 376 725-431
BEHR HELLA SERVICE




Depth [mm]	30
for OE number	1405000000
Length [mm]	390
Version	produced by BEHR
Width [mm]	123

8MO 376 725-461
BEHR HELLA SERVICE



Depth [mm]	30
Length [mm]	178
Version	produced by BEHR
Width [mm]	226

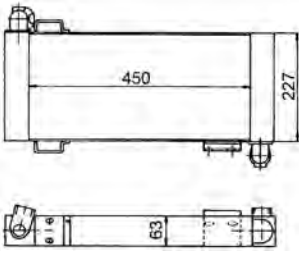
8MO 376 725-671
BEHR HELLA SERVICE



Depth [mm]	45
Length [mm]	442
Version	produced by BEHR
Width [mm]	103

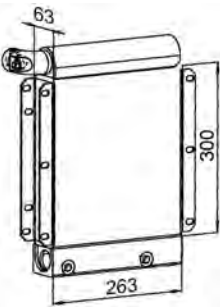
Heat Exchanger - Oil Cooler, engine oil

8MO 376 765-301
BEHR HELLA SERVICE



Depth [mm]	63
Length [mm]	450
Version	produced by AKG
Width [mm]	227

8MO 376 765-441
BEHR HELLA SERVICE



Depth [mm]	63
Length [mm]	263
Version	produced by AKG
Width [mm]	300

8MO 376 901-011
BEHR HELLA SERVICE

Depth [mm]	65
Length [mm]	539
Width [mm]	300



MERCEDES-BENZ.....916

Manufacturer - Model	Power	Displ.	Year of Constr.	Remark	Part Number	Page
MERCEDES-BENZ - ATEGO 2						10/04→
1015 K, 1016 K	112 - 115 kW		10/04→	Depth [mm]: 30; L 178 mm; Vers. produced by BEHR; W 226 mm	8MO 376 725-461 Oil Cooler, engine oil	913
1016, 1016 L	115 kW		10/04→			
1017 K, 1018 K	125 - 130 kW		10/04→			
1018, 1018 L	130 kW		10/04→			
1018 A	130 kW		10/04→			
1022, 1022 L	160 kW		10/04→			
1022 K	160 kW		10/04→			
1023, 1023 L, 1024, 1024 L	170 - 175 kW		10/04→			
1023 A, 1024 A	170 - 175 kW		10/04→			
1024 K	175 kW		10/04→			
1215, 1215 L, 1216, 1216 L	112 - 115 kW		10/04→			
1216 K	115 kW		10/04→			
1218, 1218 L	130 kW		10/04→			
1218 K	130 kW		10/04→			
1222, 1222 L	160 kW		10/04→			
1222 K	160 kW		10/04→			
1223, 1223 L, 1224, 1224 L	170 - 175 kW		10/04→			
1224 K	175 kW		10/04→			
1226, 1226 L	188 kW		10/04→			
1228, 1228 L, 1229, 1229 L	205 - 210 kW		10/04→			
1318, 1318 L	130 kW		10/04→			
1318 A	130 kW		10/04→			
1318 AK	130 kW		10/04→			
1318 K	130 kW		10/04→			
1322, 1322 L	160 kW		10/04→			
1322 K	160 kW		10/04→			
1322 LS	160 kW		10/04→			
1323, 1323 L, 1324, 1324 L	170 - 175 kW		10/04→			
1323 A, 1324 A	170 - 175 kW		10/04→			
1323 LS, 1324 LS	170 - 175 kW		10/04→			
1324 AK	175 kW		10/04→			
1324 K	170 - 175 kW		10/04→			
1326, 1326 L	188 kW		10/04→			
1326 LS	188 kW		10/04→			
1328, 1328 L, 1329, 1329 L	205 - 210 kW		10/04→			
1328 LS, 1329 LS	205 - 210 kW		10/04→			
1518, 1518 L	130 kW		10/04→			
1518 A	130 kW		10/04→			
1518 K	130 kW		10/04→			
1522, 1522 L	160 kW		10/04→			
1523, 1523 L, 1524, 1524 L	170 - 175 kW		10/04→			
1523 A, 1524 A	170 - 175 kW		10/04→			
1523 K, 1524 K	175 kW		10/04→			
1524 AK	175 kW		10/04→			
1526, 1526 L	188 kW		10/04→			
1526 AK	188 kW		10/04→			
1526 K	188 kW		10/04→			
1528, 1528 L, 1529, 1529 L	205 - 210 kW		10/04→			
1529 AK	210 kW		10/04→			
1529 K	210 kW		10/04→			
712, 713	90 - 95 kW		10/04→			
715, 715 L, 716, 716 L	112 - 115 kW		10/04→			
812, 813	90 - 95 kW		10/04→			
815, 815 L, 816, 816 L	112 - 115 kW		10/04→			
815 K, 816 K	112 - 115 kW		10/04→			
818, 818 L	130 kW		10/04→			
818 K	130 kW		10/04→			
822, 822 L	160 kW		10/04→			
822 K	160 kW		10/04→			
823, 823 L, 824, 824 L	170 - 175 kW		10/04→			
824 K	175 kW		10/04→			
915, 915 L, 916, 916 L	112 - 115 kW		10/04→			
916 K	115 kW		10/04→			
918, 918 L	130 kW		10/04→			
918 K	130 kW		10/04→			
922, 922 L	160 kW		10/04→			
922 K	160 kW		10/04→			
923, 923 L, 924, 924 L	170 - 175 kW		10/04→			
924 K	175 kW		10/04→			
MERCEDES-BENZ - ATEGO						01/98→10/04
1017, 1017 L	125 kW		01/98→10/04	Depth [mm]: 30; L 178 mm; Vers. produced by BEHR; W 226 mm	8MO 376 725-461 Oil Cooler, engine oil	913
1017 A	125 kW		01/98→10/04			
1017 AK	125 kW		01/98→10/04			
1017 K	125 kW		01/98→10/04			
1023, 1023 L	170 kW		01/98→10/04			
1214, 1214 L	100 kW		01/98→10/04			
1215, 1215 L	112 kW		01/98→10/04			
1215 K	112 kW		01/98→10/04			
1217, 1217 L	125 kW		01/98→10/04			

Manufacturer - Model	Power	Displ.	Year of Constr.	Remark	Part Number	Page
MERCEDES-BENZ - ATEGO						01/98→10/04
1217 K	125 kW		01/98→10/04	Depth [mm]: 30; L 178 mm; Vers. produced by BEHR; W 226 mm	8MO 376 725-461 Oil Cooler, engine oil	913
1223, 1223 L	170 kW		01/98→10/04			
1225 AF	180 kW		01/98→10/04			
1225 F	180 kW		01/98→10/04			
1228, 1228 L	205 kW		01/98→10/04			
1317, 1317 L	125 kW		01/98→10/04			
1317 A	125 kW		01/98→10/04			
1317 AK	125 - 130 kW		01/98→10/04			
1323, 1323 L	170 kW		01/98→10/04			
1323 LS	170 kW		01/98→10/04			
1325 AF	180 kW		01/98→10/04			
1325 F	180 kW		01/98→10/04			
1328, 1328 L	205 kW		01/98→10/04			
1328 AF	205 kW		01/98→10/04			
1328 F	205 kW		01/98→10/04			
1328 LS	205 kW		01/98→10/04			
1517, 1517 L	125 kW		01/98→10/04			
1517 A	125 kW		01/98→10/04			
1517 K	125 kW		01/98→10/04			
1523, 1523 L	170 kW		01/98→10/04			
1523 A	170 kW		01/98→10/04			
1523 AK	170 kW		01/98→10/04			
1523 K	170 kW		01/98→10/04			
1525 AF	180 kW		01/98→10/04			
1528, 1528 L	205 kW		01/98→10/04			
1528 AF	205 kW		01/98→10/04			
1528 F	205 kW		01/98→10/04			
712	90 kW		01/98→10/04			
714, 714 L	100 kW		01/98→10/04			
714 K	100 kW		01/98→10/04			
715, 715 L	112 kW		01/98→10/04			
717, 717 L	125 kW		01/98→10/04			
717 K	125 kW		01/98→10/04			
812	90 kW		01/98→10/04			
814, 814 L	100 kW		01/98→10/04			
814 K	100 kW		01/98→10/04			
815, 815 L	112 kW		01/98→10/04			
815, 815 L	112 kW		01/98→10/04			
815 F	112 - 115 kW		01/98→10/04			
815 K	112 kW		01/98→10/04			
817, 817 L	125 kW		01/98→10/04			
817 K	125 kW		01/98→10/04			
823, 823 L	170 kW		01/98→10/04			
823 K	170 kW		01/98→10/04			
917, 917 L	125 kW		01/98→10/04			
917 AF	125 - 128 kW		01/98→10/04			
917 K	125 kW		01/98→10/04			
923, 923 L	170 kW		01/98→10/04			
923 K	170 kW		01/98→10/04			
925 AF	180 kW		01/98→10/04			
MERCEDES-BENZ - CONECTO (O 345)						11/01→
CONECTO C, H, M, UE	185 kW		11/01→	Depth [mm]: 63; L 250 mm; Vers. produced by BEHR; W 78 mm	8MO 376 725-031 Oil Cooler, engine oil	912
				Depth [mm]: 61; L 250 mm; Vers. produced by BEHR; W 78 mm	8MO 376 725-041 Oil Cooler, engine oil	912
MERCEDES-BENZ - ECONIC						01/98→
1823 L, 1823 LL	170 kW		03/98→	Depth [mm]: 30; L 178 mm; Vers. produced by BEHR; W 226 mm	8MO 376 725-461 Oil Cooler, engine oil	913
1828 L, 1828 LL	205 kW		03/98→			
2628 LL	205 kW		01/98→			
2628 LL	205 kW		03/98→			
MERCEDES-BENZ - MB-TRAC						02/82→12/91
1300 Turbo, 1400 Turbo	92 - 100 kW		02/82→12/91	Depth [mm]: 45; L 442 mm; Vers. produced by BEHR; W 103 mm	8MO 376 725-671 Oil Cooler, engine oil	913
1600 Turbo	115 kW		06/90→12/91			
1800	132 kW		06/90→12/91			
MERCEDES-BENZ - NG						08/73→09/96
1633, 1633 L	243 kW		08/73→09/96	Depth [mm]: 63; L 250 mm; Vers. produced by BEHR; W 78 mm	8MO 376 725-031 Oil Cooler, engine oil	912
1633 S, 1633 LS	243 kW		08/73→09/96			
1638	276 kW		11/80→12/86	Depth [mm]: 61; L 250 mm; Vers. produced by BEHR; W 78 mm	8MO 376 725-041 Oil Cooler, engine oil	912
1638 S, 1638 LS	276 kW		08/73→09/96			
1933	243 kW		11/80→03/91			
1933 S, 1933 LS	243 kW		08/73→09/96			
1938	276 kW		11/80→06/90			
1938 S, 1938 LS	276 kW		08/73→09/96			
2033 LS	243 kW		12/81→05/87			
2233	243 kW		11/80→05/87			

Manufacturer - Model	Power	Displ.	Year of Constr.	Remark	Part Number	Page
MERCEDES-BENZ - NG						08/73→09/96
2233,2233 L	243 kW		08/73→09/96	Depth [mm]: 63; L 250 mm; Vers. produced by BEHR; W 78 mm	8MO 376 725-031 Oil Cooler, engine oil	912
2233 S	243 kW		11/80→05/87			
2238,2238 L	276 kW		08/73→09/96	Depth [mm]: 61; L 250 mm; Vers. produced by BEHR; W 78 mm	8MO 376 725-041 Oil Cooler, engine oil	912
2238 S	276 kW		01/81→12/86			
2433	243 kW		10/80→09/96			
2433	243 kW		11/80→03/91			
2438	276 kW		08/73→09/96			
2438 L	269 - 276 kW		11/80→06/90			
2633	243 kW		05/82→05/87			
2633 S	243 kW		05/82→05/87			
2638	276 kW		01/81→12/86			
2638 S	276 kW		01/81→12/86			
3033	243 kW		05/82→05/87			
3038	276 kW		01/81→12/86			
3250 AF	368 kW		09/85→08/94			
3333	243 kW		12/82→11/91			
3333 B	243 kW		12/82→11/91			
3333 K	243 kW		12/82→11/91			
3850 A	368 kW		09/85→08/94			
MERCEDES-BENZ - O 100						01/94→
City	72 kW		01/94→	Depth [mm]: 30; + OE 1405000000; L 390 mm; Vers. produced by BEHR; W 123 mm	8MO 376 725-431 Oil Cooler, engine oil	913
MERCEDES-BENZ - O 303						08/80→09/87
O 303	243 kW		08/80→09/87	Depth [mm]: 63; L 250 mm; Vers. produced by BEHR; W 78 mm	8MO 376 725-031 Oil Cooler, engine oil	912
				Depth [mm]: 61; L 250 mm; Vers. produced by BEHR; W 78 mm	8MO 376 725-041 Oil Cooler, engine oil	912
MERCEDES-BENZ - O 405						11/85→
O 405 G,O 405 GN,O 405 GTD	177 - 184 kW		11/85→	Depth [mm]: 63; L 450 mm; Vers. produced by AKG; W 227 mm	8MO 376 765-301 Oil Cooler, engine oil	914
O 405 G,O 405 GN,O 405 GTD	220 kW		09/91→			
O 405 G,O 405 GTD	206 kW		01/86→			
MERCEDES-BENZ - SK						07/87→
1831 AK	230 kW		05/91→09/96	Depth [mm]: 30; + OE 2015000500; L 390 mm; Vers. produced by BEHR; W 123 mm	8MO 376 725-241 Oil Cooler, engine oil	912
1831 AK	230 kW		01/94→09/96			
1838 AK	280 kW		12/92→09/96	Depth [mm]: 30; + OE 1405000000; L 390 mm; Vers. produced by BEHR; W 123 mm	8MO 376 725-431 Oil Cooler, engine oil	913
1838 AK	280 kW		01/94→09/96			
1838 AK	320 kW		12/92→09/96			
1838 AK	370 kW		12/92→09/96			
1844,1844 L	320 kW		07/87→09/96			
1850,1850 L	362 - 370 kW		07/87→09/96			
1853 AK	390 kW		01/96→09/96			
2031 A	230 kW		03/92→09/96			
2031 A	230 kW		01/94→09/96			
2031 A	280 kW		03/92→09/96			
2031 A	280 kW		01/94→09/96			
2031 A	320 kW		03/92→09/96			
2031 AS	230 kW		03/92→09/96			
2038	280 kW		11/91→09/96			
2038	280 kW		12/92→			
2038 AS	280 kW		12/92→09/96			
2038 AS	280 kW		01/94→09/96			
2038 AS	320 kW		12/92→09/96			
2044	320 kW		01/92→09/96			
2044 AS	320 kW		01/94→09/96			
2531	230 kW		05/91→09/96			
2531, 2531 L	230 kW		07/87→09/96			
2544,2544 L	320 kW		07/87→09/96			
2631 A	230 kW		06/92→09/96			
2631 A	230 kW		01/94→09/96			
2631 AK, 2634 AK	230 kW		06/92→09/96			
2631 AK, 2634 AK	230 kW		01/94→09/96			
2631 AS	230 kW		06/92→09/96			
2638 A, LA	280 kW		09/91→09/96			
2638 AK	280 kW		07/92→09/96			
2638 AK	280 kW		01/94→09/96			
2638 AK	320 kW		07/92→09/96			
2638 AK	370 kW		09/91→09/96			
2638 AS	280 kW		07/92→09/96			
2638 AS	280 kW		01/94→09/96			
2638 AS	370 kW		07/92→09/96			
2644 A	320 kW		01/92→09/96			
2650 A	370 kW		07/87→09/96			
2650 AK	362 - 370 kW		07/88→08/94			
2650 AS	362 - 370 kW		01/94→09/96			
2653 AK	390 kW		07/92→09/96			

Manufacturer - Model	Power	Displ.	Year of Constr.	Remark	Part Number	Page
MERCEDES-BENZ - SK						07/87→
3538 AK	280 kW		03/91→09/96	Depth [mm]: 30; + OE 2015000500; L 390 mm; Vers. produced by BEHR; W 123 mm	8MO 376 725-241 Oil Cooler, engine oil	912
3538 AK	280 kW		01/94→09/96			
3538 AK	320 kW		03/91→09/96	Depth [mm]: 30; + OE 1405000000; L 390 mm; Vers. produced by BEHR; W 123 mm	8MO 376 725-431 Oil Cooler, engine oil	913
3538 AK	370 kW		03/91→09/96			
3544 AK	320 kW		03/91→09/96			
3550 K	370 kW		03/91→09/96			
4844	320 kW		12/91→08/94			
4844 K	320 kW		03/91→09/96			
2638 AS	320 kW		07/92→09/96	Depth [mm]: 30; + OE 1405000000; L 390 mm; Vers. produced by BEHR; W 123 mm	8MO 376 725-431 Oil Cooler, engine oil	913
4850 A	368 kW		07/87→	Depth [mm]: 63; L 250 mm; Vers. produced by BEHR; W 78 mm	8MO 376 725-031 Oil Cooler, engine oil	912
				Depth [mm]: 61; L 250 mm; Vers. produced by BEHR; W 78 mm	8MO 376 725-041 Oil Cooler, engine oil	912
MERCEDES-BENZ - UNIMOG						03/00→
U 300	110 kW		03/00→	Depth [mm]: 63; L 263 mm; Vers. produced by AKG; W 300 mm	8MO 376 765-441 Oil Cooler, engine oil	914
U 300	130 kW		03/00→			
U 400	130 kW		03/00→	→ 202552 ; Depth [mm]: 65; L 539 mm; W 300 mm	8MO 376 901-011 Oil Cooler, engine oil	914
U 400	170 kW		03/00→			
U 500, UGN NA	170 - 172 kW		10/00→			
U 500, UGN NA	205 - 209 kW		10/00→			

EVOBUS	HELLA
8 311 999 452 0	8MO 376 725-031
8 311 999 453 0	8MO 376 725-041

MERCEDES- BENZ	HELLA
000 270 02 95	8MO 376 765-301
126 180 00 65	8MO 376 725-671
140 500 00 00	8MO 376 725-431
140 501 16 01	8MO 376 725-461
201 500 05 00	8MO 376 725-241
405 501 14 01	8MO 376 901-011
405 501 41 01	8MO 376 765-441
422 188 00 01	8MO 376 725-031
422 188 01 01	8MO 376 725-041
A 000 270 02 95	8MO 376 765-301
A 126 180 00 65	8MO 376 725-671
A 140 500 00 00	8MO 376 725-431
A 140 501 16 01	8MO 376 725-461
A 201 500 05 00	8MO 376 725-241
A 405 501 14 01	8MO 376 901-011
A 405 501 41 01	8MO 376 765-441
A 422 188 00 01	8MO 376 725-031
A 422 188 01 01	8MO 376 725-041



8MO ...

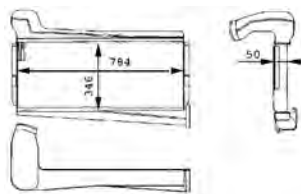
8MO 376 725-031	912
8MO 376 725-041	912
8MO 376 725-241	912
8MO 376 725-431	913
8MO 376 725-461	913
8MO 376 725-671	913
8MO 376 765-301	914
8MO 376 765-441	914
8MO 376 901-011	914



Intercooler, charger.....	923
Radiator Core, intercooler.....	931

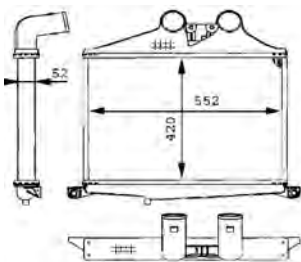
Heat Exchanger - Intercooler, charger

8ML 376 723-631
BEHR HELLA SERVICE



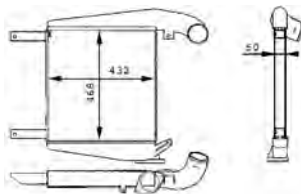
Depth [mm]	50
Length [mm]	346
Version	produced by BEHR
Width [mm]	784

8ML 376 723-691
BEHR HELLA SERVICE



Depth [mm]	52
Length [mm]	420
Version	produced by BEHR
Width [mm]	552

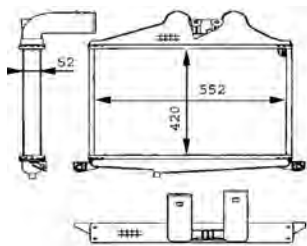
8ML 376 723-711
BEHR HELLA SERVICE



Depth [mm]	50
Length [mm]	468
Version	produced by BEHR
Width [mm]	432

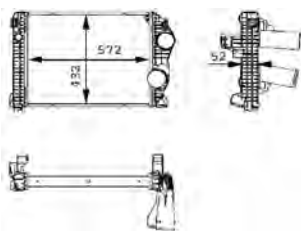
Heat Exchanger - Intercooler, charger

8ML 376 723-731
BEHR HELLA SERVICE



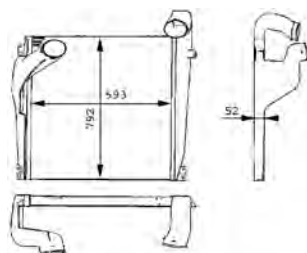
Depth [mm]	52
Length [mm]	420
Version	produced by BEHR
Width [mm]	552

8ML 376 723-791
BEHR HELLA SERVICE



Depth [mm]	52
Length [mm]	572
Version	produced by BEHR
Width [mm]	432

8ML 376 724-011
BEHR HELLA SERVICE

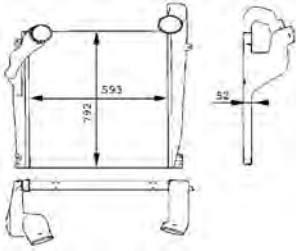


Depth [mm]	50
Length [mm]	593
Version	produced by BEHR
Width [mm]	792

Spare Parts
1 x 8MY 376 744-381 Radiator Core, intercooler

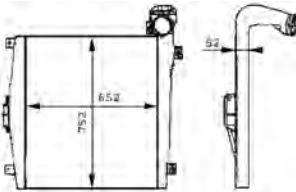
Heat Exchanger - Intercooler, charger

8ML 376 724-021
BEHR HELLA SERVICE



Depth [mm]	52
Length [mm]	593
Version	produced by BEHR
Width [mm]	792


8ML 376 724-051
BEHR HELLA SERVICE



Depth [mm]	52
Length [mm]	652
Version	produced by BEHR
Width [mm]	752

Heat Exchanger - Intercooler, charger

8ML 376 724-061
BEHR HELLA SERVICE

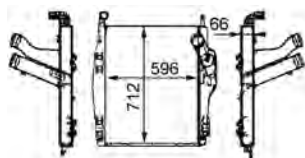


Depth [mm]	66
Length [mm]	752
Version	produced by BEHR
Width [mm]	852

Spare Parts

1 x 8MY 376 744-411 Radiator Core, intercooler

8ML 376 724-091
BEHR HELLA SERVICE



Depth [mm]	64
Length [mm]	596
Version	produced by BEHR
Width [mm]	712

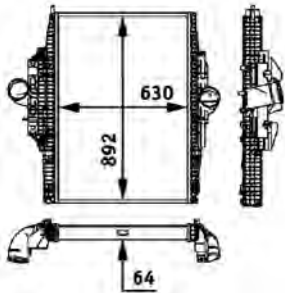
Heat Exchanger - Intercooler, charger

8ML 376 724-261
BEHR HELLA SERVICE



Depth [mm]	64
Length [mm]	572
Version	produced by BEHR
Width [mm]	512


8ML 376 724-281
BEHR HELLA SERVICE



Depth [mm]	64
Length [mm]	630
Version	produced by BEHR
Width [mm]	892

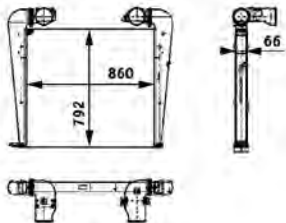
Heat Exchanger - Intercooler, charger

8ML 376 724-391
BEHR HELLA SERVICE



Depth [mm]	66
Length [mm]	931
Version	produced by BEHR
Width [mm]	732

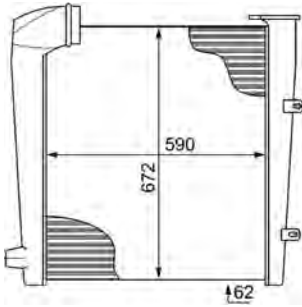
8ML 376 724-401
BEHR HELLA SERVICE



Depth [mm]	66
Length [mm]	860
Version	produced by BEHR
Width [mm]	792

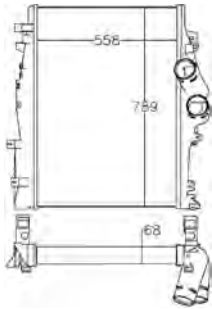
Heat Exchanger - Intercooler, charger

8ML 376 727-651
BEHR HELLA SERVICE



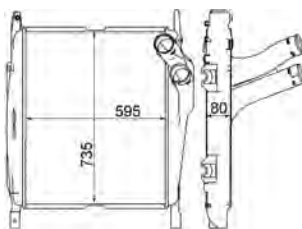
Depth [mm]	62
Length [mm]	590
Width [mm]	672

8ML 376 758-151
BEHR HELLA SERVICE



Depth [mm]	68
Length [mm]	789
Width [mm]	558

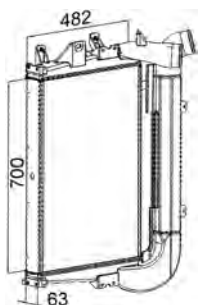
8ML 376 758-161
BEHR HELLA SERVICE



Depth [mm]	80
Length [mm]	735
Width [mm]	595

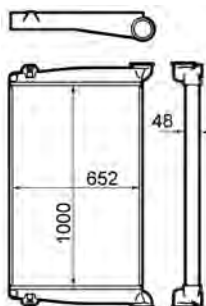
Heat Exchanger - Intercooler, charger

8ML 376 765-431
BEHR HELLA SERVICE



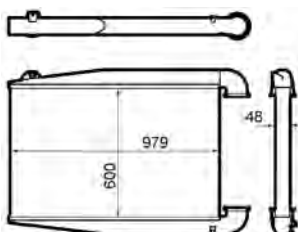
Depth [mm]	63
Length [mm]	700
Version	produced by AKG
Width [mm]	482

8ML 376 792-001
BEHR HELLA SERVICE



Depth [mm]	48
Length [mm]	1,000
Width [mm]	652

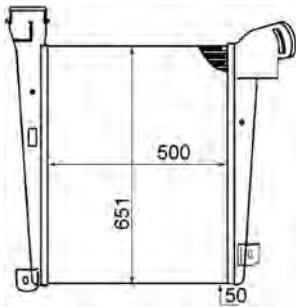
8ML 376 792-011
BEHR HELLA SERVICE



Depth [mm]	57
Length [mm]	540
Width [mm]	438

Heat Exchanger - Intercooler, charger

8ML 376 792-061
BEHR HELLA SERVICE



Depth [mm]	50
Length [mm]	561
Width [mm]	500

Heat Exchanger - Radiator Core, intercooler

8MY 376 744-411
BEHR HELLA SERVICE

Core Intercooler

Depth [mm]	66
Length [mm]	752
Version	produced by BEHR
Width [mm]	852



MERCEDES-BENZ.....933

Manufacturer - Model	Power	Displ.	Year of Constr.	Remark	Part Number	Page
MERCEDES-BENZ - ACTROS						04/96→10/02
1831, 1831 L	230 kW		04/96→10/02	Depth [mm]: 66; L 752 mm; Vers. produced by BEHR; W 852 mm	8ML 376 724-061	926
1831 K	230 kW		04/97→10/02		Intercooler, charger	
1835, 1835 L	260 kW		04/96→10/02	Vehicle Trim Level: SA 517237/04/05/09 / SA 517237/10/11/12 / SA 517237/15/16; Depth [mm]: 66; L 752 mm; Vers. produced by BEHR; W 852 mm	8MY 376 744-411	931
1835 K	260 kW		04/97→10/02		Radiator Core, intercooler	
1840, 1840 L	290 kW		04/96→10/02			
1840 K	290 kW		04/97→10/02			
1843, 1843 L	315 kW		04/96→10/02			
1848, 1848 L	350 kW		04/96→10/02			
1848 S, 1848 LS	350 kW		04/96→10/02			
1853, 1853 L	390 kW		04/96→10/02			
1853 S, 1853 LS	390 kW		04/96→10/02			
1857 L	420 kW		04/97→10/02			
2031	230 kW		04/97→10/02			
2031 A	230 kW		04/97→10/02			
2031 S	230 kW		04/96→10/02			
2035 A	260 kW		04/97→10/02			
2040	290 kW		09/96→10/02			
2040 S	290 kW		04/96→10/02			
2531, 2531 L	230 kW		09/96→10/02			
2531 LS	230 kW		09/96→10/02			
2535 L	260 kW		09/96→10/02			
2535 LS	260 kW		09/96→10/02			
2540, 2540 L	290 kW		09/96→10/02			
2540 LS	290 kW		09/96→10/02			
2548, 2548 L	350 kW		09/96→10/02			
2548 LS	350 kW		09/96→10/02			
2553, 2553 L	390 kW		09/96→10/02			
2553 LS	390 kW		09/96→10/02			
2631, 2631 L	230 kW		04/96→10/02			
2631 K	230 kW		04/97→10/02			
2635, 2635 L	260 kW		04/96→10/02			
2635 K, 2635 LK	260 kW		04/97→10/02			
2640, 2640 L	290 kW		04/96→10/02			
2640 K, 2640 LK	290 kW		04/97→10/02			
2640 S, 2640 LS	290 kW		09/96→10/02			
2643 K, 2643 LK	315 kW		04/97→10/02			
2643 S, 2643 LS	315 kW		04/97→10/02			
2648, 2648 L	350 kW		04/96→10/02			
2648 K, 2648 LK	350 kW		04/97→10/02			
2648 S, 2648 LS	350 kW		09/96→10/02			
2653, 2653 L	390 kW		04/96→10/02			
2653 K, 2653 LK	390 kW		04/97→10/02			
2653 S, 2653 LS	390 kW		09/96→10/02			
2657 K, 2657 LK	420 kW		04/97→10/02			
2657 S, 2657 LS	420 kW		04/97→10/02			
3231 B	230 kW		04/97→10/02			
3231 K	230 kW		04/97→10/02			
3235 K	260 kW		04/97→10/02			
3240	290 kW		04/97→10/02			
3240 B	290 kW		04/97→10/02			
3240 K	290 kW		04/97→10/02			
3243 B	315 kW		04/97→10/02			
3331	230 kW		04/97→10/02			
3331 A	230 kW		04/97→10/02			
3331 B	230 kW		04/97→10/02			
3331 K	230 kW		04/97→10/02			
3331 S	230 kW		04/97→10/02			
3335 B	260 kW		04/97→10/02			
3335 K	260 kW		04/97→10/02			
3340 A	290 kW		04/97→10/02			
3340 AS	290 kW		04/97→10/02			
3340 B	290 kW		04/97→10/02			
3340 K	290 kW		04/97→10/02			
3340 S	290 kW		04/97→10/02			
3343 S	315 kW		04/97→10/02			
3348	350 kW		04/97→10/02			
3348 K	350 kW		04/97→10/02			
3348 S	350 kW		04/97→10/02			
3353 S	390 kW		04/97→10/02			
4140 B	290 kW		04/97→10/02			
1831 AK	230 kW		04/97→10/02	Depth [mm]: 66; L 752 mm; Vers. produced by BEHR; W 852 mm	8ML 376 724-061	926
1835 AK	260 kW		04/97→10/02		Intercooler, charger	
1840 AK	290 kW		04/97→10/02	Vehicle Trim Level: SA 517237/07; Depth [mm]: 66; L 752 mm; Vers. produced by BEHR; W 852 mm	8MY 376 744-411	931
1843 AK	315 kW		04/97→10/02		Radiator Core, intercooler	
1848 AK	350 kW		04/97→10/02			
2031 AK	230 kW		09/96→10/02			
2031 AS	230 kW		04/96→10/02			
2040 AS	290 kW		04/96→10/02			
3331 AK	230 kW		04/97→10/02			
3331 AS	230 kW		04/97→10/02			
3340 AK	290 kW		04/97→10/02			

Manufacturer - Model	Power	Displ.	Year of Constr.	Remark	Part Number	Page
MERCEDES-BENZ - ACTROS						04/96→10/02
3343 AK	315 kW		04/97→10/02	Depth [mm]: 66; L 752 mm; Vers. produced by BEHR; W 852 mm Vehicle Trim Level: SA 517237/07; Depth [mm]: 66; L 752 mm; Vers. produced by BEHR; W 852 mm	8ML 376 724-061	926
4140 AK	290 kW		04/97→10/02		8MY 376 744-411	931
4143 AK	315 kW		04/97→10/02		Radiator Core, intercooler	
1831 S, 1831 LS	230 kW		04/96→10/02	Depth [mm]: 66; L 752 mm; Vers. produced by BEHR; W 852 mm Vehicle Trim Level: SA 517237/13/14; Depth [mm]: 66; L 752 mm; Vers. produced by BEHR; W 852 mm	8ML 376 724-061	926
1835 S, 1835 LS	260 kW		04/96→10/02		8MY 376 744-411	931
1840 S, 1840 LS	290 kW		04/96→10/02		Radiator Core, intercooler	
1843 K	315 kW		04/97→10/02	Depth [mm]: 66; L 752 mm; Vers. produced by BEHR; W 852 mm	8ML 376 724-061	926
1843 S, 1843 LS	315 kW		04/96→10/02		Intercooler, charger	
1848 K	350 kW		04/97→10/02			
1857 LS	420 kW		04/97→10/02			
2031 K	230 kW		04/97→10/02			
2035 S	260 kW		04/96→10/02			
2040 AK	290 kW		09/96→10/02			
2043 AS	315 kW		04/96→10/02			
2048 AS	350 kW		04/96→10/02			
2053 S	390 kW		04/96→10/02			
2543, 2543 L	315 kW		09/96→10/02			
2543 LS	315 kW		09/96→10/02			
2643, 2643 L	315 kW		04/96→10/02			
2657 L	420 kW		04/97→10/02			
3235	260 kW		04/97→10/02			
3235 B	260 kW		04/97→10/02			
3243	315 kW		04/97→10/02			
3243 K	315 kW		04/97→10/02			
3335	260 kW		04/97→10/02			
3335 S	260 kW		04/97→10/02			
3340	290 kW		04/97→10/02			
3343	315 kW		04/97→10/02			
3343 AS	315 kW		04/97→10/02			
3343 B	315 kW		04/97→10/02			
3343 K	315 kW		04/97→10/02			
2535 LS	335 kW		04/97→10/02			
3348 AK	350 kW		04/97→10/02			
3348 AS	350 kW		04/97→10/02			
3353	390 kW		04/97→10/02			
3353 AS	390 kW		04/97→10/02			
3357	420 kW		04/97→10/02			
3357 S	420 kW		04/97→10/02			
4148 AK	350 kW		04/97→10/02			
4148 K	350 kW		04/97→10/02			
2557 L	420 kW		09/96→10/02	Vehicle Trim Level: SA 517237/04/05/09 / SA 517237/10/11/12 / SA 517237/15/16; Depth [mm]: 66; L 752 mm; Vers. produced by BEHR; W 852 mm	8ML 376 724-061	926
					8MY 376 744-411	931
				Intercooler, charger		
				Radiator Core, intercooler		
2631 B	230 kW		04/97→10/02	Depth [mm]: 66; L 752 mm; Vers. produced by BEHR; W 852 mm	8ML 376 724-061	926
2635 B	260 kW		04/97→10/02		Intercooler, charger	
2640 B	290 kW		04/97→10/02		8ML 376 724-091	926
				Intercooler, charger		
				Vehicle Trim Level: SA 517237/04/05/09 / SA 517237/10/11/12 / SA 517237/15/16; Depth [mm]: 66; L 752 mm; Vers. produced by BEHR; W 852 mm	8MY 376 744-411	931
				Radiator Core, intercooler		
2643 B	315 kW		04/97→10/02	Depth [mm]: 66; L 752 mm; Vers. produced by BEHR; W 852 mm	8ML 376 724-061	926
					Intercooler, charger	
				Depth [mm]: 64; L 596 mm; Vers. produced by BEHR; W 712 mm	8ML 376 724-091	926
				Intercooler, charger		
4140 K	290 kW		04/97→10/02	Depth [mm]: 66; L 752 mm; Vers. produced by BEHR; W 852 mm Vehicle Trim Level: SA 517237/04/05/09 / SA 517237/10/11/12 / SA 517237/15/16; Depth [mm]: 66; L 752 mm; Vers. produced by BEHR; W 852 mm	8ML 376 724-061	926
4143 K	315 kW		04/97→10/02		Intercooler, charger	
					8MY 376 744-411	931
				Radiator Core, intercooler		
				Vehicle Trim Level: SA 517237/07; Depth [mm]: 66; L 752 mm; Vers. produced by BEHR; W 852 mm	8MY 376 744-411	931
				Radiator Core, intercooler		
MERCEDES-BENZ - ACTROS MP2 / MP3						10/02→
1832, L, LL	235 kW		04/03→	Depth [mm]: 66; L 752 mm; Vers. produced by BEHR; W 852 mm	8ML 376 724-061	926
1836 AK	235 kW		04/03→		Intercooler, charger	
1832 LS	235 kW		04/03→			
1832, L, LL	265 kW		04/03→			
1836 A	265 kW		04/03→			

Manufacturer - Model	Power	Displ.	Year of Constr.	Remark	Part Number	Page
MERCEDES-BENZ - ACTROS MP2 / MP3						10/02→
1836 K	265 kW		04/03→	Depth [mm]: 66; L 752 mm; Vers. produced by BEHR; W 852 mm	8ML 376 724-061 Intercooler, charger	926
1836 LS	265 kW		04/03→			
1836, L, LL	265 kW		04/03→			
1836, L, LL	300 kW		04/03→			
1841 A	300 kW					
1841 L, LL	300 kW		04/03→			
1841, L, LL	300 kW		04/03→			
1841, L, LL	320 kW		04/03→			
1844 K	315 - 320 kW		04/03→			
1844, L, LL	320 kW		04/03→			
1846, L, LL	335 kW		04/03→			
1846 K	335 kW		04/03→			
1846 LS	335 kW		04/03→			
1846 LS, LLS	335 kW		04/03→			
1848, L, LL	350 kW		04/03→			
1848, LS, LLS	350 kW		04/03→			
1848 AK	350 kW		04/03→			
1848 K	350 kW		04/03→			
1850, 1851, L, LL	370 - 375 kW		04/03→			
1850, 1851 K	370 - 375 kW		04/03→			
1850, 1851 LS, LLS	370 - 375 kW		04/03→			
1850, L, LL	395 - 405 kW		04/03→			
1854, L, LL	395 kW		04/03→			
1855, L, LL	405 kW		06/08→			
1855 LS, LLS	405 kW		06/08→			
1854, L	425 kW		04/03→			
1858, L	425 kW		10/02→			
1860 L, LL	440 kW		05/05→			
1860 LS	440 kW		06/08→			
1861 LS	450 kW		05/05→			
2032	230 - 235 kW		04/03→			
2032 A, AE	230 - 235 kW		04/03→			
2032 AS	230 - 235 kW		04/03→			
2032 K	230 - 235 kW		04/03→			
2032 S	230 - 235 kW		04/03→			
2036	260 - 265 kW		04/03→			
2036 A, AE	260 - 265 kW		04/03→			
2036 AS	260 - 265 kW		04/03→			
2036 K	260 - 265 kW		04/03→			
2036 S	260 - 265 kW		04/03→			
2040	290 kW		10/02→			
2041	290 - 300 kW		04/03→			
2041 AS	290 - 300 kW		04/03→			
2041 K	290 - 300 kW		04/03→			
2041 S	290 - 300 kW		04/03→			
2044	315 - 320 kW		04/03→			
2044 AS	315 - 320 kW		04/03→			
2044 K	315 - 320 kW		04/03→			
2044 S	315 - 320 kW		04/03→			
2046	335 kW		04/03→			
2046 AS	335 kW		04/03→			
2046 K	335 kW		04/03→			
2046 S	335 kW		04/03→			
2048	350 kW		06/08→			
2048 AS	350 kW		04/03→			
2048 K	350 kW		04/03→			
2050 S	370 kW		04/03→			
2051 AS	375 kW		04/03→			
2051 S	375 kW		06/08→			
2055 S	405 kW		06/08→			
2432 LS	235 kW		06/08→			
2436 LS	265 kW		06/08→			
2441 LS	300 kW		06/08→			
2444 LS	320 kW		06/08→			
2446 LS	335 kW		06/08→			
2448 LS	350 kW		06/08→			
2532, L, LL	230 - 235 kW		04/03→			
2532 LS	230 - 235 kW		04/03→			
2532 LS	235 kW		06/08→			
2536, L, LL	260 - 265 kW		04/03→			
2536 LS	260 - 265 kW		04/03→			
2536 LS	265 kW		06/08→			
2541, L, LL	290 - 300 kW		04/03→			
2541 LS	290 kW		04/03→			
2541 LS	300 kW		06/08→			
2544, L, LL	315 - 320 kW		04/03→			
2544 LS	315 - 320 kW		04/03→			
2544 LS	320 kW		06/08→			
2546, L, LL	335 kW		04/03→			
2546 LS	335 kW		04/03→			
2546 LS	335 kW		06/08→			

Manufacturer - Model	Power	Displ.	Year of Constr.	Remark	Part Number	Page
MERCEDES-BENZ - ACTROS MP2 / MP3						10/02→
2548, L, LL	350 kW		04/03→	Depth [mm]: 66; L 752 mm; Vers. produced by BEHR; W 852 mm	8ML 376 724-061 Intercooler, charger	926
2548 LS	350 kW		04/03→			
2548 LS	350 kW		06/08→			
2551, L, LL	375 kW		04/03→			
2551 LS	375 kW		04/03→			
2555, L, LL	405 kW		04/03→			
2555 LS	405 kW		09/05→			
2560, L, LL	440 kW		04/03→			
2632, L, LL	235 kW		04/03→			
2632 B	235 kW		04/03→			
2632 K, LK	235 kW		04/03→			
2632 LS	235 kW		04/03→			
2636, L, LL	265 kW		04/03→			
2636 B	265 kW		04/03→			
2636 K, LK	265 kW		04/03→			
2636 LS	265 kW		04/03→			
2641, L, LL	300 kW		04/03→			
2641 B	300 kW		04/03→			
2641 K, LK	300 kW		04/03→			
2641 S, LS	300 kW		04/03→			
2644, L, LL	320 kW		04/03→			
2644 B	320 kW		04/03→			
2644 K, LK	320 kW		04/03→			
2644 S, LS	315 - 320 kW		04/03→			
2646, L, LL	335 kW		04/03→			
2646 B	335 kW		04/03→			
2646 K, LK	335 kW		04/03→			
2646 S, LS	335 kW		04/03→			
2648, L, LL	350 kW		04/03→			
2648 B	350 - 355 kW		04/03→			
2648 K, LK	350 - 355 kW		04/03→			
2648 S, LS	350 kW		04/03→			
2650, L, 2651, L, LL	370 - 375 kW		04/03→			
2650 K, 2651 K, LK	370 - 375 kW		04/03→			
2650 S, LS	370 kW		04/03→			
2651 S, LS	375 kW		04/03→			
2654, L, 2655, L, LL	395 - 405 kW		04/03→			
2654 K, LK, 2655 K, LK	395 - 405 kW		04/03→			
2654 S, LS	390 - 395 kW		04/03→			
2655 S, LS	405 kW		04/03→			
2658 K, LK	425 kW		04/03→			
2658 L	425 kW		04/03→			
2658 LS	425 kW		04/03→			
2660, L, LL	440 kW		05/05→			
2660 S, LS	440 kW		06/08→			
2732 AE	235 kW		06/08→			
2736 AE	265 kW		06/08→			
2741 AE	300 kW		06/08→			
2744 AE	320 kW		06/08→			
2746 AE	335 kW		06/08→			
2748 AE	350 kW		06/08→			
3231 K, 3232 K	230 - 235 kW		04/03→			
3232 B	235 kW		04/03→			
3236 B	265 kW		04/03→			
3241	300 kW		04/03→			
3241 B	300 kW		04/03→			
3241 K	300 kW		04/03→			
3243	315 kW		10/02→			
3244	320 kW		04/03→			
3244 B	320 kW		04/03→			
3244 K	320 kW		04/03→			
3246	335 kW		04/03→			
3246 B	335 kW		04/03→			
3246 K	335 kW		04/03→			
3248, L	350 kW		04/03→			
3248 B	350 kW		04/03→			
3248 K	350 kW		04/03→			
3331, 3332	230 - 235 kW		04/03→			
3331 A, 3332 A	230 - 235 kW		04/03→			
3331 S, 3332 S	230 - 235 kW		04/03→			
3332 AS	235 kW		04/03→			
3332 B	235 kW		04/03→			
3332 K	230 - 235 kW		04/03→			
3336	265 kW		04/03→			
3336 A	265 kW		04/03→			
3336 AS	265 kW		04/03→			
3336 B	265 kW		04/03→			
3336 K	260 - 265 kW		04/03→			
3336 K	265 kW		04/03→			
3336 S	265 kW		04/03→			
3341	300 kW		04/03→			

Manufacturer - Model	Power	Displ.	Year of Constr.	Remark	Part Number	Page
MERCEDES-BENZ - ACTROS MP2 / MP3						10/02→
3341 A	300 kW		04/03→	Depth [mm]: 66; L 752 mm; Vers. produced by BEHR; W 852 mm	8ML 376 724-061 Intercooler, charger	926
3341 AS	300 kW		04/03→			
3341 B	300 kW		04/03→			
3341 K	300 kW		04/03→			
3341 S	300 kW		04/03→			
3344	315 - 320 kW		04/03→			
3344 A	315 - 320 kW		04/03→			
3344 AS	320 kW		04/03→			
3344 B	320 kW		04/03→			
3344 K	320 kW		04/03→			
3344 S	320 kW		04/03→			
3346	335 kW		04/03→			
3346 A	335 kW		04/03→			
3346 AS	335 kW		04/03→			
3346 B	335 kW		04/03→			
3346 K	335 kW		04/03→			
3346 S	335 kW		04/03→			
3348	350 kW		04/03→			
3348 A	350 kW		04/03→			
3348 AS	350 kW		04/03→			
3348 B	350 kW		04/03→			
3348 K	350 kW		04/03→			
3348 S	350 kW		04/03→			
3350, 3351	370 - 375 kW		04/03→			
3350 S	370 kW		06/09→			
3351 A	375 kW		06/08→			
3351 AS	370 - 375 kW		04/03→			
3351 K	370 - 375 kW		04/03→			
3351 S	375 kW		04/03→			
3354, 3355	395 - 405 kW		04/03→			
3355 AS	405 kW		04/03→			
3355 S	405 kW		04/03→			
3358	425 kW		04/03→			
3360	440 kW		04/03→			
4140 AK	290 - 300 kW		04/03→			
4140 K	290 - 300 kW		04/03→			
4141 B	300 kW		04/03→			
4141 K	300 kW		04/03→			
4144 B	320 kW		04/03→			
4144 K	315 - 320 kW		04/03→			
4144 K	320 kW		04/03→			
4146 B	335 kW		04/03→			
4146 K	335 kW		04/03→			
4148 AK	350 kW		04/03→			
4148 B	350 kW		04/03→			
4148 K	350 kW		04/03→			
4151 AK	375 kW		04/03→			
4151 K	375 kW		05/05→			
5041 AK	300 kW		06/08→			
5041 B	300 kW		06/08→			
5044 AK	320 kW		06/08→			
5044 B	320 kW		06/08→			
5046 AK	335 kW		06/08→			
5046 B	335 kW		06/08→			
5048 AK	350 kW		06/08→			
MERCEDES-BENZ - ATEGO 2						10/04→
1015 K, 1016 K	112 - 115 kW		10/04→	Depth [mm]: 68; L 789 mm; W 558 mm	8ML 376 758-151 Intercooler, charger	929
1017 K, 1018 K	125 - 130 kW		10/04→			
1022 K	160 kW		10/04→			
1024 K	175 kW		10/04→			
1216 K	115 kW		10/04→			
1218 K	130 kW		10/04→			
1222 K	160 kW		10/04→			
1224 K	175 kW		10/04→			
1318 AK	130 kW		10/04→			
1318 K	130 kW		10/04→			
1322 K	160 kW		10/04→			
1322 LS	160 kW		10/04→			
1323 LS, 1324 LS	170 - 175 kW		10/04→			
1324 AK	175 kW		10/04→			
1324 K	170 - 175 kW		10/04→			
1326 LS	188 kW		10/04→			
1328 LS, 1329 LS	205 - 210 kW		10/04→			
1518 K	130 kW		10/04→			
1522 K	160 kW		10/04→			
1523 K, 1524 K	175 kW		10/04→			
1524 AK	175 kW		10/04→			
1526 K	188 kW		10/04→			
1529 K	210 kW		10/04→			
816, 816 L	115 kW		10/04→			

Manufacturer - Model	Power	Displ.	Year of Constr.	Remark	Part Number	Page
MERCEDES-BENZ - ATEGO 2						10/04→
822 K	160 kW		10/04→	Depth [mm]: 68; L 789 mm; W 558 mm	8ML 376 758-151 Intercooler, charger	929
824 K	175 kW		10/04→			
916 K	115 kW		10/04→			
918 K	130 kW		10/04→			
922 K	160 kW		10/04→			
924 K	175 kW		10/04→			
1016, 1016 L	115 kW		10/04→	Depth [mm]: 52; L 572 mm; Vers. produced by BEHR; W 432 mm	8ML 376 723-791 Intercooler, charger	924
1018, 1018 L	130 kW		10/04→			
1022, 1022 L	160 kW		10/04→	Depth [mm]: 64; L 572 mm; Vers. produced by BEHR; W 512 mm	8ML 376 724-261 Intercooler, charger	927
1023, 1023 L, 1024, 1024 L	170 - 175 kW		10/04→			
1023 A, 1024 A	170 - 175 kW		10/04→	Depth [mm]: 68; L 789 mm; W 558 mm	8ML 376 758-151 Intercooler, charger	929
1215, 1215 L, 1216, 1216 L	112 - 115 kW		10/04→			
1218, 1218 L	130 kW		10/04→			
1222, 1222 L	160 kW		10/04→			
1223, 1223 L, 1224, 1224 L	170 - 175 kW		10/04→			
1226, 1226 L	188 kW		10/04→			
1228, 1228 L, 1229, 1229 L	205 - 210 kW		10/04→			
1318, 1318 L	130 kW		10/04→			
1318 A	130 kW		10/04→			
1322, 1322 L	160 kW		10/04→			
1323, 1323 L, 1324, 1324 L	170 - 175 kW		10/04→			
1323 A, 1324 A	170 - 175 kW		10/04→			
1326, 1326 L	188 kW		10/04→			
1328, 1328 L, 1329, 1329 L	205 - 210 kW		10/04→			
1518, 1518 L	130 kW		10/04→			
1518 A	130 kW		10/04→			
1522, 1522 L	160 kW		10/04→			
1523, 1523 L, 1524, 1524 L	170 - 175 kW		10/04→			
1523 A, 1524 A	170 - 175 kW		10/04→			
1526, 1526 L	188 kW		10/04→			
1528, 1528 L, 1529, 1529 L	205 - 210 kW		10/04→			
815, 815 L, 816, 816 L	112 - 115 kW		10/04→			
815 K, 816 K	112 - 115 kW		10/04→			
818, 818 L	130 kW		10/04→			
818 K	130 kW		10/04→			
822, 822 L	160 kW		10/04→			
823, 823 L, 824, 824 L	170 - 175 kW		10/04→			
915, 915 L, 916, 916 L	112 - 115 kW		10/04→			
918, 918 L	130 kW		10/04→			
922, 922 L	160 kW		10/04→			
923, 923 L, 924, 924 L	170 - 175 kW		10/04→			
1018 A	130 kW		10/04→	Depth [mm]: 52; L 572 mm; Vers. produced by BEHR; W 432 mm	8ML 376 723-791 Intercooler, charger	924
712, 713	90 - 95 kW		10/04→			
715, 715 L, 716, 716 L	112 - 115 kW		10/04→	Depth [mm]: 64; L 572 mm; Vers. produced by BEHR; W 512 mm	8ML 376 724-261 Intercooler, charger	927
812, 813	90 - 95 kW		10/04→			
MERCEDES-BENZ - ATEGO						01/98→10/04
1017, 1017 L	125 kW		01/98→10/04	Depth [mm]: 52; L 572 mm; Vers. produced by BEHR; W 432 mm	8ML 376 723-791 Intercooler, charger	924
1017 A	125 kW		01/98→10/04			
1017 AK	125 kW		01/98→10/04	Depth [mm]: 64; L 572 mm; Vers. produced by BEHR; W 512 mm	8ML 376 724-261 Intercooler, charger	927
1017 K	125 kW		01/98→10/04			
1017 KO, 1018 KO	125 - 130 kW		01/98→10/04	Depth [mm]: 68; L 789 mm; W 558 mm	8ML 376 758-151 Intercooler, charger	929
1023, 1023 L	170 kW		01/98→10/04			
1214, 1214 L	100 kW		01/98→10/04			
1215, 1215 L	112 kW		01/98→10/04			
1215 K	112 kW		01/98→10/04			
1217, 1217 L	125 kW		01/98→10/04			
1217 K	125 kW		01/98→10/04			
1223, 1223 L	170 kW		01/98→10/04			
1228, 1228 L	205 kW		01/98→10/04			
1317, 1317 L	125 kW		01/98→10/04			
1317 A	125 kW		01/98→10/04			
1317 AK	125 - 130 kW		01/98→10/04			
1317 K	125 kW		01/98→10/04			
1317 KO, 1317 LKO, 1318 KO, 1318 LKO	125 - 130 kW		01/98→10/04			
1323, 1323 L	170 kW		01/98→10/04			
1323 KO, 1323 LKO	170 kW		01/98→10/04			
1328, 1328 L	205 kW		01/98→10/04			
1517, 1517 L	125 kW		01/98→10/04			
1517 A	125 kW		01/98→10/04			
1517 K	125 kW		01/98→10/04			
1523, 1523 L	170 kW		01/98→10/04			
1523 A	170 kW		01/98→10/04			
1528, 1528 L	205 kW		01/98→10/04			
814, 814 L	100 kW		01/98→10/04			
814 K	100 kW		01/98→10/04			
815, 815 L	112 kW		01/98→10/04			
815 K	112 kW		01/98→10/04			
817, 817 L	125 kW		01/98→10/04			





Manufacturer - Model	Power	Displ.	Year of Constr.	Remark	Part Number	Page			
MERCEDES-BENZ - ATEGO					01/98→10/04				
817 K	125 kW		01/98→10/04	Depth [mm]: 52; L 572 mm; Vers. produced by BEHR; W 432 mm	8ML 376 723-791 Intercooler, charger	924			
823, 823 L	170 kW		01/98→10/04						
917, 917 L	125 kW		01/98→10/04	Depth [mm]: 64; L 572 mm; Vers. produced by BEHR; W 512 mm	8ML 376 724-261 Intercooler, charger	927			
917 K	125 kW		01/98→10/04						
923, 923 L	170 kW		01/98→10/04	Depth [mm]: 68; L 789 mm; W 558 mm	8ML 376 758-151 Intercooler, charger	929			
923 K	170 kW		01/98→10/04						
1217 KO	125 kW		01/98→10/04	Depth [mm]: 52; L 572 mm; Vers. produced by BEHR; W 432 mm	8ML 376 723-791 Intercooler, charger	924			
1523 K	170 kW		01/98→10/04						
				Depth [mm]: 68; L 789 mm; W 558 mm	8ML 376 758-151 Intercooler, charger	929			
1225 F	180 kW		01/98→10/04	Depth [mm]: 52; L 572 mm; Vers. produced by BEHR; W 432 mm	8ML 376 723-791 Intercooler, charger	924			
1323 LS	170 kW		01/98→10/04	Depth [mm]: 68; L 789 mm; W 558 mm	8ML 376 758-151 Intercooler, charger	929			
1328 LS	205 kW		01/98→10/04						
1523 KO	170 kW		01/98→10/04						
1523 AK	170 kW		01/98→10/04	Depth [mm]: 64; L 572 mm; Vers. produced by BEHR; W 512 mm	8ML 376 724-261 Intercooler, charger	927			
1823, 1823 L	170 kW		01/98→10/04	Depth [mm]: 64; L 596 mm; Vers. produced by BEHR; W 712 mm	8ML 376 724-091 Intercooler, charger	926			
1823 K	170 kW		04/98→10/04						
1823 LS	170 kW		04/98→10/04						
1828, 1828 L	205 kW		04/98→10/04						
1828 K	205 kW		04/98→10/04						
1828 LS	205 kW		04/98→10/04						
2528 L	205 kW		04/98→10/04						
2628	205 kW		04/98→10/04						
2628 B	205 kW		04/98→10/04						
2628 K	205 kW		04/98→10/04						
1823 AK	170 kW		04/98→10/04				Depth [mm]: 64; L 596 mm; Vers. produced by BEHR; W 712 mm	8ML 376 724-091 Intercooler, charger	926
1828 A	205 kW		04/98→10/04						
1828 AK	205 kW		04/98→10/04						
2523 L	170 kW		04/98→10/04						
712	90 kW		01/98→10/04	Depth [mm]: 52; L 572 mm; Vers. produced by BEHR; W 432 mm	8ML 376 723-791 Intercooler, charger	924			
714, 714 L	100 kW		01/98→10/04						
714 K	100 kW		01/98→10/04	Depth [mm]: 64; L 572 mm; Vers. produced by BEHR; W 512 mm	8ML 376 724-261 Intercooler, charger	927			
715, 715 L	112 kW		01/98→10/04						
717, 717 L	125 kW		01/98→10/04						
717 K	125 kW		01/98→10/04						
812	90 kW		01/98→10/04						
815, 815 L	112 kW		01/98→10/04						
815 F	112 - 115 kW		01/98→10/04						
823 K	170 kW		01/98→10/04						
917 AF	125 - 128 kW		01/98→10/04						
925 AF	180 kW		01/98→10/04						
MERCEDES-BENZ - AXOR 2					10/04→				
1823, 1823 L, 1824, 1824 L, LL	170 - 175 kW		10/04→	Depth [mm]: 64; L 596 mm; Vers. produced by BEHR; W 712 mm	8ML 376 724-091 Intercooler, charger	926			
1823 LS, 1824 LS	170 - 175 kW		10/04→						
1826, 1826 L, LL	188 kW		10/04→	Depth [mm]: 64; L 596 mm; Vers. produced by BEHR; W 712 mm	8ML 376 758-161 Intercooler, charger	929			
1826 LS	188 kW		10/04→						
1828, 1828 L, 1829, 1829 L, LL	205 - 210 kW		10/04→						
1829 LS	210 kW		10/04→						
1833, 1833 L, LL	240 kW		10/04→						
1833 LS	240 kW		10/04→						
2528 L, 2529 L	205 - 210 kW		10/04→						
2533, 2533 L	240 kW		10/04→						
2628, 2629	205 - 210 kW		10/04→						
2633	240 kW		10/04→						
1823 K, 1823 KL, 1824 K	170 - 175 kW		10/04→				Depth [mm]: 64; L 596 mm; Vers. produced by BEHR; W 712 mm	8ML 376 758-161 Intercooler, charger	929
1826 K	188 kW		10/04→						
1828 K, 1828 KL, 1829 K	205 - 210 kW		10/04→						
1833 K	240 kW		10/04→						
2628 B, 2629 B	205 - 210 kW		10/04→						
2628 K, 2629 K	205 - 210 kW		10/04→						
2633 B	240 kW		10/04→						
2633 K	240 kW		10/04→						
1836 LS, LLS	265 kW		10/04→	Depth [mm]: 64; L 630 mm; Vers. produced by BEHR; W 892 mm	8ML 376 724-281 Intercooler, charger	927			
1840 LS, LLS	295 kW		10/04→						
1843 LS, LLS	315 kW		10/04→						
2535 L, 2536 L, 2536 LL	260 - 265 kW		10/04→						
2540 L, LL	295 kW		10/04→						
2543 L, LL	315 kW		10/04→						
MERCEDES-BENZ - AXOR					01/02→10/04				
1835 LS	260 kW		01/02→10/04	Depth [mm]: 64; L 630 mm; Vers. produced by BEHR; W 892 mm	8ML 376 724-281 Intercooler, charger	927			
1840 LS	295 kW		01/02→10/04						
1843 LS	315 kW		01/02→10/04						

Manufacturer - Model	Power	Displ.	Year of Constr.	Remark	Part Number	Page			
MERCEDES-BENZ - CITARO (O 530)						01/98→			
Citaro, Citaro MUE	210 kW			Depth [mm]: 57; L 540 mm; W 438 mm	8ML 376 792-011 Intercooler, charger	930			
Citaro N	185 kW		01/98→						
Citaro N, Citaro MUE	220 kW		01/98→						
Citaro N, Citaro MUE	260 kW		01/98→						
Citaro G	205 kW		01/99→	Depth [mm]: 48; L 1,000 mm; W 652 mm	8ML 376 792-001 Intercooler, charger	930			
Citaro N	205 kW		01/99→						
Citaro N	180 kW		04/99→	Depth [mm]: 57; L 540 mm; W 438 mm	8ML 376 792-011 Intercooler, charger	930			
Citaro N	205 kW		01/98→						
MERCEDES-BENZ - CONECTO (O 345)						11/01→			
CONECTO C, H, M, UE	157 kW		11/01→	Euro 1 / Euro 2; Depth [mm]: 50; L 561 mm; W 500 mm	8ML 376 792-061 Intercooler, charger	931			
CONECTO C, H, M, UE	185 kW		11/01→	Depth [mm]: 48; L 1,000 mm; W 652 mm	8ML 376 792-001 Intercooler, charger	930			
CONECTO C, H, M, UE	220 kW		11/01→						
CONECTO C, H, M, UE	260 kW		11/01→	Depth [mm]: 57; L 540 mm; W 438 mm	8ML 376 792-011 Intercooler, charger	930			
CONECTO C, H, UE	205 kW		11/01→						
				Euro 1 / Euro 2; Depth [mm]: 50; L 561 mm; W 500 mm	8ML 376 792-061 Intercooler, charger	931			
MERCEDES-BENZ - LK/LN2						01/84→12/98			
1117,1117 L	125 kW		03/96→12/98	Depth [mm]: 52; L 420 mm; Vers. produced by BEHR; W 552 mm	8ML 376 723-731 Intercooler, charger	924			
1117 K	125 kW		03/96→12/98						
1117 LO	125 kW		03/96→12/98						
1117 S	125 kW		03/96→12/98						
1317,1317 L	125 kW		03/96→12/98						
1317 K	125 kW		03/96→12/98						
1317 LS	125 kW		03/96→12/98						
1517,1517 L	125 kW		03/96→12/98						
1517 K	125 kW		03/96→12/98						
711	90 kW		03/96→12/98						
811	90 kW		03/96→12/98						
811 K	90 kW		03/96→12/98						
814,814L	100 kW		03/96→12/98						
814 F	100 kW		03/96→12/98						
814 K	100 kW		03/96→12/98						
814 LO	100 kW		03/96→12/98						
814 S	100 kW		03/96→12/98						
817,817 L	125 kW		03/96→12/98						
817 F	125 kW		03/96→12/98						
817 K	125 kW		03/96→12/98						
817 LO	125 kW		03/96→12/98						
817 S,817 LS	125 kW		03/96→12/98						
917	125 kW		03/96→12/98						
917 K	125 kW		03/96→12/98						
711	77 kW		03/94→12/98	Depth [mm]: 52; L 420 mm; Vers. produced by BEHR; W 552 mm	8ML 376 723-691 Intercooler, charger	923			
811	77 kW		03/94→12/98						
811 K	77 kW		03/94→12/98						
814,814 L	103 kW		01/84→12/98						
814 F	103 kW		03/94→12/98						
814 K	103 kW		03/94→12/98						
814 S	103 kW		03/94→12/98						
O 814, O 814 L	103 kW		01/84→12/98						
MERCEDES-BENZ - MK							12/87→09/96		
1227 AF, 1227 LAF	200 kW		01/92→07/92				Depth [mm]: 52; L 593 mm; Vers. produced by BEHR; W 792 mm	8ML 376 724-021 Intercooler, charger	925
1234 AF	250 kW		01/92→09/96						
1824 AK	180 kW		08/92→09/96						
1824 AK	180 - 230 kW		01/94→09/96						
1827 AK	200 kW		08/92→09/96						
1424,1424 L	180 - 200 kW		12/87→09/96	Depth [mm]: 50; L 593 mm; Vers. produced by BEHR; W 792 mm	8ML 376 724-011 Intercooler, charger	924			
1424 S,1424 LS	180 - 200 kW		12/87→09/96						
1427	200 kW		02/93→09/96						
1427 F	200 kW		02/93→09/96						
1427 L	200 kW		12/87→09/96						
1427 LS	200 kW		02/93→09/96						
1427 S, 1427 LS	200 kW		02/93→09/96						
1624 S	180 kW		12/87→09/96						
1722, 1722 L, 1722 LL	160 - 165 kW		08/88→08/94						
1733,1733 L, 1734 L	243 - 250 kW		12/87→09/96						
1733 S,1733 LS	243 - 249 kW		12/87→09/96						
1824	180 kW		01/94→09/96						
1824,1824 L	180 kW		12/87→09/96						
1824 K	180 kW		08/92→09/96						
1824 K	180 kW		01/94→09/96						
1827,1827 L	200 kW		12/87→09/96						
1827 K	200 kW		01/94→09/96						
1827 S,1827 LS	200 kW		12/87→09/96						
1831,1831 L	230 kW		12/87→09/96						

Manufacturer - Model	Power	Displ.	Year of Constr.	Remark	Part Number	Page
MERCEDES-BENZ - MK						12/87→09/96
1831 S,1831 LS	230 kW		12/87→09/96	Depth [mm]: 50; L 593 mm; Vers. produced by BEHR; W 792 mm	8ML 376 724-011 Intercooler, charger	924
1834,1834 L	250 kW		12/87→09/96			
1834 S,1834 LS	250 kW		12/87→09/96			
2327 L	200 kW		12/87→09/96			
2431	230 kW		12/87→09/96			
2433,2433 L, 2434 L	243 - 250 kW		12/87→09/96			
2433 K	249 kW		09/89→07/92			
2433 S	243 - 250 kW		12/87→09/96			
2433 S,2433 LS	243 - 249 kW		12/87→09/96			
2524	180 kW		06/92→09/96			
2524	180 kW		01/94→09/96			
2524,2524 L	180 kW		12/87→09/96			
2524,2524 L	180 - 200 kW		12/87→09/96			
2524 K	180 kW		06/92→09/96			
2524 K	180 kW		01/94→09/96			
2524 L	180 kW		12/87→09/96			
2527	200 kW		10/93→09/96			
2527	200 kW		01/94→09/96			
2527 B	200 kW		03/91→09/96			
2527 B	200 kW		01/94→09/96			
2527 K	200 kW		10/93→09/96			
2527 K	200 kW		01/94→09/96			
2527 L	200 kW		12/87→09/96			
2527 L	200 - 230 kW		09/92→09/96			
2527 L	200 - 230 kW		01/94→09/96			
2531,2531 L	230 kW		12/87→09/96			
2531 B	230 kW		12/87→09/96			
2531 L	230 kW		12/87→09/96			
2531 L	250 kW		12/87→09/96			
2534,2534 L	250 kW		12/87→09/96			
2534 K	250 kW		01/91→09/96			
2534 L	230 kW		12/87→09/96			
2534 L	250 kW		12/87→09/96			
2534 S,2534 LS	250 kW		12/87→09/96			
3231 L	230 kW		12/87→09/96			
MERCEDES-BENZ - NG						08/73→09/96
1933	243 kW		11/80→03/91		8ML 376 758-161	929
1933 S,1933 LS	243 kW		08/73→09/96		Intercooler, charger	
MERCEDES-BENZ - O 405						12/84→
O 405 G,O 405 GN,O 405 GTD	177 - 184 kW		11/85→	Vers. O 405 GN; Depth [mm]: 50; L 561 mm; W 500 mm	8ML 376 792-061 Intercooler, charger	931
O 405 G,O 405 GN,O 405 GTD	220 kW		09/91→	Depth [mm]: 50; L 593 mm; Vers. produced by BEHR; W 792 mm	8ML 376 724-011 Intercooler, charger	924
				Vers. O 405 GN; Depth [mm]: 50; L 561 mm; W 500 mm	8ML 376 792-061 Intercooler, charger	931
O 405 ST,O 405 N	150 - 157 kW		12/84→	+ OE 0005000103 / + OE 0005000403; Depth [mm]: 62; L 590 mm; W 672 mm	8ML 376 727-651 Intercooler, charger	929
				Vers. O 405 N; Depth [mm]: 50; L 561 mm; W 500 mm	8ML 376 792-061 Intercooler, charger	931
O 405 ST,O 405 N	177 - 184 kW		11/85→	Vers. O 405 N; Depth [mm]: 50; L 561 mm; W 500 mm	8ML 376 792-061	931
O 405 ST,O 405 N	220 kW		11/91→		Intercooler, charger	
MERCEDES-BENZ - SK						07/87→
1748,1748 L	353 - 362 kW		07/87→09/96	→5708090; Depth [mm]: 50; L 346 mm; Vers. produced by BEHR; W 784 mm	8ML 376 723-631 Intercooler, charger	923
1748 S,1748 LS	353 - 362 kW		07/87→09/96			
1853 S,1853 LS	390 kW		07/87→09/96	5708091→; Depth [mm]: 52; L 652 mm; Vers. produced by BEHR; W 752 mm	8ML 376 724-051 Intercooler, charger	925
1948	353 - 362 kW		09/88→07/92			
2050	362 - 390 kW		01/91→09/96			
2448,2448 L	353 - 362 kW		07/87→09/96			
2448 S	353 - 362 kW		07/88→07/92			
1831 AK	230 kW		05/91→09/96	Depth [mm]: 52; L 593 mm; Vers. produced by BEHR; W 792 mm	8ML 376 724-021	925
1831 AK	230 kW		01/94→09/96			
1838 AK	280 kW		12/92→09/96			
1838 AK	280 kW		01/94→09/96			
1838 AK	320 kW		12/92→09/96			
1838 AK	370 kW		12/92→09/96			
1853 AK	390 kW		01/96→09/96			
2024 AK	180 kW		02/93→09/96			
2024 AK	180 kW		01/94→09/96			
2027 AK	200 kW		02/93→09/96			
2031 A	230 kW		03/92→09/96			
2031 A	230 kW		01/94→09/96			
2031 A	280 kW		03/92→09/96			
2031 A	280 kW		01/94→09/96			
2031 A	320 kW		03/92→09/96			
2031 AS	230 kW		03/92→09/96			
2038 AS	280 kW		12/92→09/96			

Manufacturer - Model	Power	Displ.	Year of Constr.	Remark	Part Number	Page			
MERCEDES-BENZ - SK						07/87→			
2038 AS	280 kW		01/94→09/96	Depth [mm]: 52; L 593 mm; Vers. produced by BEHR; W 792 mm	8ML 376 724-021 Intercooler, charger	925			
2038 AS	320 kW		12/92→09/96						
2044 AS	320 kW		01/94→09/96						
2531	230 kW		05/91→09/96						
2631 A	230 kW		06/92→09/96						
2631 A	230 kW		01/94→09/96						
2631 AK, 2634 AK	230 kW		06/92→09/96						
2631 AK, 2634 AK	230 kW		01/94→09/96						
2631 AS	230 kW		06/92→09/96						
2638 A, LA	280 kW		09/91→09/96						
2638 AK	280 kW		07/92→09/96						
2638 AK	280 kW		01/94→09/96						
2638 AK	320 kW		07/92→09/96						
2638 AK	370 kW		09/91→09/96						
2644 A	320 kW		01/92→09/96						
2650 A	370 kW		07/87→09/96						
2650 AK	362 - 370 kW		07/88→08/94						
2653 AK	390 kW		07/92→09/96						
3538 AK	280 kW		03/91→09/96						
3538 AK	280 kW		01/94→09/96						
3538 AK	320 kW		03/91→09/96						
3538 AK	370 kW		03/91→09/96						
3544 AK	320 kW		03/91→09/96						
3550 K	370 kW		03/91→09/96						
4844	320 kW		12/91→08/94						
4844 K	320 kW		03/91→09/96						
1831 S, 1831 LS	230 kW		07/87→09/96				Depth [mm]: 50; L 593 mm; Vers. produced by BEHR; W 792 mm	8ML 376 724-011 Intercooler, charger	924
1834, 1834 L	250 kW		07/87→09/96						
1834 S, 1834 LS	250 kW		07/87→09/96						
1838, 1838 L	280 kW		07/87→09/96						
1838, 1838 L	320 kW		07/87→09/96						
1838 K	280 kW		12/90→09/96						
1838 K	280 kW		06/95→09/96						
1838 S, 1838 LS	280 kW		07/87→09/96						
1838 S, 1838 LS	320 kW		07/87→09/96						
1840 LS	280 kW		07/91→07/92						
2024	180 kW		02/93→09/96						
2024	180 kW		01/94→09/96						
2024 K	180 kW		02/93→09/96						
2024 K	180 kW		01/94→09/96						
2031	230 kW		03/92→09/96						
2031 K	230 kW		03/92→09/96						
2031 S	230 kW		03/92→09/96						
2038 S	280 kW		11/91→09/96						
2534, 2534 L	250 kW		07/87→09/96						
2538	280 kW		03/91→09/96						
2538	280 kW		01/94→09/96						
2538	320 kW		03/91→09/96						
2538	370 kW		03/91→09/96						
2538, 2538 L	280 kW		07/87→09/96						
2538, 2538 L	320 kW		07/87→09/96						
2538 K, 2538 LK	280 kW		03/91→09/96						
2538 K, 2538 LK	280 kW		01/94→09/96						
2538 K, 2538 LK	320 kW		03/91→09/96						
2538 K, 2538 LK	362 - 370 kW		03/91→09/96						
2538 S	370 kW		03/91→09/96						
2538 S, 2538 LS	280 kW		07/87→09/96						
2538 S, 2538 LS	320 kW		07/87→09/96						
2544	320 kW		01/94→09/96						
2544 LS	320 kW		01/92→09/96						
2550 K	362 - 370 kW		07/87→09/96						
2631	230 kW		06/92→09/96						
2631	230 - 250 kW		06/92→09/96						
2631 B	230 kW		06/92→09/96						
2631 K	230 kW		07/88→08/94						
2631 S	230 kW		06/92→09/96						
2634	250 kW		06/92→09/96						
2634 S	250 kW		06/92→09/96						
2638, 2638 L	280 kW		09/91→09/96						
2638, 2638 L	320 kW		09/91→09/96						
2638, 2638 L	370 kW		09/91→09/96						
2638 K	280 kW		09/91→09/96						
2638 K	320 kW		09/91→09/96						
2638 K	362 kW		09/91→09/96						
2638 K	370 kW		09/91→09/96						
2638 S	320 kW		09/91→09/96						
2638 S	370 kW		09/91→09/96						
3234 B	250 kW		02/92→09/96						
3234 K	250 kW		02/92→09/96						
3238	261 kW		03/91→09/96						
3238	280 kW		10/90→09/96						

Manufacturer - Model	Power	Displ.	Year of Constr.	Remark	Part Number	Page
MERCEDES-BENZ - SK						07/87→
3238	280 kW		03/91→09/96	Depth [mm]: 50; L 593 mm; Vers. produced by BEHR; W 792 mm	8ML 376 724-011 Intercooler, charger	924
3238	362 - 370 kW		10/90→09/96			
3238, 3238 L	280 kW		01/94→09/96			
3238, 3238 L	320 kW		10/90→09/96			
3238 L	280 kW		07/87→09/96			
3244	320 kW		01/94→09/96			
3534 K	250 kW		10/93→09/96			
3538	280 kW		03/91→09/96			
3538	280 kW		09/91→09/96			
3538 K	280 kW		03/91→09/96			
3538 K	280 kW		01/94→09/96			
3538 K	320 kW		03/91→09/96			
3538 K	362 - 370 kW		03/91→09/96			
3544 K	320 kW		03/91→09/96			
1844,1844 L	320 kW		07/87→09/96	→ 5708090 ; Depth [mm]: 50; L 346 mm; Vers. produced by BEHR; W 784 mm	8ML 376 723-631 Intercooler, charger	923
				Depth [mm]: 50; L 593 mm; Vers. produced by BEHR; W 792 mm	8ML 376 724-011 Intercooler, charger	924
				Depth [mm]: 52; L 593 mm; Vers. produced by BEHR; W 792 mm	8ML 376 724-021 Intercooler, charger	925
				→ 5708091 →; Depth [mm]: 52; L 652 mm; Vers. produced by BEHR; W 752 mm	8ML 376 724-051 Intercooler, charger	925
1844 S,1844 LS	320 kW		07/87→09/96	→ 5708090 ; Depth [mm]: 50; L 346 mm; Vers. produced by BEHR; W 784 mm	8ML 376 723-631 Intercooler, charger	923
1850 S,1850 LS	362 - 370 kW		07/87→09/96			
2553,2553 L	390 kW		07/87→09/96	Depth [mm]: 50; L 593 mm; Vers. produced by BEHR; W 792 mm	8ML 376 724-011 Intercooler, charger	924
				→ 5708091 →; Depth [mm]: 52; L 652 mm; Vers. produced by BEHR; W 752 mm	8ML 376 724-051 Intercooler, charger	925
1850,1850 L	362 - 370 kW		07/87→09/96	→ 5708090 ; Depth [mm]: 50; L 346 mm; Vers. produced by BEHR; W 784 mm	8ML 376 723-631 Intercooler, charger	923
				Depth [mm]: 52; L 593 mm; Vers. produced by BEHR; W 792 mm	8ML 376 724-021 Intercooler, charger	925
				Depth [mm]: 52; L 652 mm; Vers. produced by BEHR; W 752 mm	8ML 376 724-051 Intercooler, charger	925
1850 LAS	362 - 370 kW		07/87→09/96	→ 5708090 ; Depth [mm]: 50; L 346 mm; Vers. produced by BEHR; W 784 mm	8ML 376 723-631 Intercooler, charger	923
1853,1853 L	390 kW		07/87→09/96			
2448	353 - 362 kW		07/88→07/92	Depth [mm]: 52; L 652 mm; Vers. produced by BEHR; W 752 mm	8ML 376 724-051 Intercooler, charger	925
2544 S, LS	320 kW		01/92→09/96			
2550	370 - 390 kW		01/91→09/96			
2550,2550 L	370 - 390 kW		07/87→09/96			
2550 S, 2550 LS	370 - 390 kW		01/91→09/96			
2553 S, 2553 LS	390 kW		01/96→09/96			
2644 S	320 kW		01/92→09/96			
2648 S	329 kW		12/88→07/92			
2650 S	370 kW		07/92→09/96			
3244 L	320 kW		07/87→09/96			
3248	353 kW		07/87→09/96			
3248	353 - 362 kW		07/87→09/96			
3250 L	370 kW		07/87→09/96			
3255	390 kW		07/87→09/96			
3544	320 kW		01/92→09/96			
3548	362 - 370 kW		05/92→09/96			
3550 S, 3553 S	362 - 370 kW		05/92→09/96			
3553, 3553 L	390 kW		01/94→09/96			
3553 S	390 kW		04/92→			
2038	280 kW		11/91→09/96	Depth [mm]: 50; L 593 mm; Vers. produced by BEHR; W 792 mm	8ML 376 724-011 Intercooler, charger	924
2038	280 kW		12/92→			
2531, 2531 L	230 kW		07/87→09/96	Depth [mm]: 52; L 593 mm; Vers. produced by BEHR; W 792 mm	8ML 376 724-021 Intercooler, charger	925
2044	320 kW		01/92→09/96	Depth [mm]: 50; L 593 mm; Vers. produced by BEHR; W 792 mm	8ML 376 724-011 Intercooler, charger	924
				Depth [mm]: 52; L 593 mm; Vers. produced by BEHR; W 792 mm	8ML 376 724-021 Intercooler, charger	925
				Depth [mm]: 52; L 652 mm; Vers. produced by BEHR; W 752 mm	8ML 376 724-051 Intercooler, charger	925
2044 S	320 kW		01/92→09/96	Depth [mm]: 52; L 652 mm; Vers. produced by BEHR; W 752 mm	8ML 376 724-051 Intercooler, charger	925
2050 S	362 - 390 kW		01/91→09/96			
2055 AF	370 kW		01/92→09/96			
3053 S	390 kW		01/94→09/96			
3053 S	370 kW		12/93→09/96			
2448 LS	353 - 362 kW		07/88→07/92	Depth [mm]: 50; L 346 mm; Vers. produced by BEHR; W 784 mm	8ML 376 723-631 Intercooler, charger	923
				Depth [mm]: 52; L 652 mm; Vers. produced by BEHR; W 752 mm	8ML 376 724-051 Intercooler, charger	925

Manufacturer - Model	Power	Displ.	Year of Constr.	Remark	Part Number	Page
MERCEDES-BENZ - SK						07/87→
2544,2544 L	320 kW		07/87→09/96	 →5708090; Depth [mm]: 50; L 346 mm; Vers. produced by BEHR; W 784 mm	8ML 376 723-631 Intercooler, charger	923
				Depth [mm]: 50; L 593 mm; Vers. produced by BEHR; W 792 mm	8ML 376 724-011 Intercooler, charger	924
				Depth [mm]: 52; L 593 mm; Vers. produced by BEHR; W 792 mm	8ML 376 724-021 Intercooler, charger	925
				Depth [mm]: 52; L 652 mm; Vers. produced by BEHR; W 752 mm	8ML 376 724-051 Intercooler, charger	925
2544, 2544 L	320 kW		01/92→09/96	 →5708090; Depth [mm]: 50; L 346 mm; Vers. produced by BEHR; W 784 mm	8ML 376 723-631 Intercooler, charger	923
				Depth [mm]: 50; L 593 mm; Vers. produced by BEHR; W 792 mm	8ML 376 724-011 Intercooler, charger	924
2644, 2644 L 2650, 2650 L 2650 3253, 3253 L 3550	320 kW		01/92→09/96	 →5708090; Depth [mm]: 50; L 346 mm; Vers. produced by BEHR; W 784 mm	8ML 376 723-631 Intercooler, charger	923
	362 - 370 kW		07/92→09/96		8ML 376 724-011 Intercooler, charger	924
	390 kW		09/95→09/96	Depth [mm]: 50; L 593 mm; Vers. produced by BEHR; W 792 mm	8ML 376 724-011 Intercooler, charger	924
	390 kW		01/96→09/96		8ML 376 724-051 Intercooler, charger	925
3550	362 - 370 kW		05/92→09/96	Depth [mm]: 52; L 652 mm; Vers. produced by BEHR; W 752 mm	8ML 376 724-011 Intercooler, charger	924
2648 S	353 - 362 kW		12/88→07/92	 →5708090; Depth [mm]: 50; L 346 mm; Vers. produced by BEHR; W 784 mm	8ML 376 723-631 Intercooler, charger	923
MERCEDES-BENZ - TRAVEGO (O 580)						10/99→
O 580-15 RH/RHD O 580-15 RH/RHD O 580-15 RHD	260 kW		10/99→	Depth [mm]: 66; L 931 mm; Vers. produced by BEHR; W 732 mm	8ML 376 724-391 Intercooler, charger	928
	300 kW		10/99→			928
	310 kW		10/99→			Depth [mm]: 66; L 860 mm; Vers. produced by BEHR; W 792 mm
O 580-16 RHD, O 580-17 RHD O 580-17 RHD O 580-17 RHD	310 - 315 kW		10/99→	Depth [mm]: 66; L 860 mm; Vers. produced by BEHR; W 792 mm	8ML 376 724-401 Intercooler, charger	928
	320 kW		10/99→			928
	350 kW		10/99→			
MERCEDES-BENZ - UNIMOG						07/93→
U 2400TG	177 kW		07/93→	Depth [mm]: 50; L 468 mm; Vers. produced by BEHR; W 432 mm	8ML 376 723-711 Intercooler, charger	923
U 300	110 kW		03/00→	Depth [mm]: 63; L 700 mm; Vers. produced by AKG; W 482 mm	8ML 376 765-431 Intercooler, charger	930
U 300	130 kW		03/00→			
U 400	130 kW		03/00→			
U 400	170 kW		03/00→			
U 500, UGN NA	170 - 172 kW		10/00→			
U 500, UGN NA	205 - 209 kW		10/00→			

EVOBUS	HELLA	MERCEDES-	
002 501 00 01	8ML 376 724-401	BENZ	HELLA
MERCEDES-	HELLA	A 942 501 09 01	8ML 376 724-061
BENZ		A 942 501 10 01	8ML 376 724-061
000 500 00 02	8ML 376 724-391	A 970 501 01 01	8ML 376 723-791
000 500 01 03	8ML 376 727-651	A 970 501 02 01	8ML 376 724-261
000 500 03 03	8ML 376 792-061	A 973 501 02 01	8ML 376 758-151
000 500 04 03	8ML 376 727-651	A 973 501 03 01	8ML 376 758-151
000 501 03 01	8ML 376 724-401	SETRA	HELLA
001 501 94 01	8ML 376 724-401	0005000002	8ML 376 724-391
002 501 00 01	8ML 376 724-401	0025011001	8ML 376 724-401
002 501 05 01	8ML 376 724-401		
002 501 10 01	8ML 376 724-401		
002 501 11 01	8ML 376 724-401		
002 501 13 01	8ML 376 724-391		
002 501 15 01	8ML 376 724-401		
002 501 17 01	8ML 376 724-391		
002 501 20 01	8ML 376 724-401		
357 501 15 01	8ML 376 792-061		
405 500 39 01	8ML 376 765-431		
437 501 05 01	8ML 376 723-711		
437 501 06 01	8ML 376 723-711		
437 501 14 01	8ML 376 723-711		
628 500 14 99	8ML 376 792-001		
628 500 15 99	8ML 376 792-001		
628 500 18 99	8ML 376 792-011		
628 500 33 00	8ML 376 792-001		
628 500 34 00	8ML 376 792-011		
628 500 45 00	8ML 376 792-001		
628 500 46 00	8ML 376 792-011		
628 501 15 99	8ML 376 792-011		
629 500 01 01	8ML 376 724-401		
652 501 23 01	8ML 376 724-011		
653 501 00 01	8ML 376 724-011		
655 501 00 01	8ML 376 723-631		
655 501 02 01	8ML 376 724-051		
656 501 00 01	8ML 376 724-011		
656 501 01 01	8ML 376 724-021		
656 501 02 01	8ML 376 724-011		
673 501 01 01	8ML 376 723-691		
677 501 14 01	8ML 376 723-731		
940 500 03 01	8ML 376 724-281		
940 501 02 01	8ML 376 724-091		
940 501 03 01	8ML 376 724-281		
940 501 04 01	8ML 376 724-091		
940 501 07 01	8ML 376 758-161		
942 501 02 01	8ML 376 724-061		
942 501 09 01	8ML 376 724-061		
942 501 10 01	8ML 376 724-061		
970 501 01 01	8ML 376 723-791		
970 501 02 01	8ML 376 724-261		
973 501 02 01	8ML 376 758-151		
973 501 03 01	8ML 376 758-151		
A 000 500 00 02	8ML 376 724-391		
A 000 500 01 03	8ML 376 727-651		
A 000 500 03 03	8ML 376 792-061		
A 000 500 04 03	8ML 376 727-651		
A 000 501 03 01	8ML 376 724-401		
A 001 501 94 01	8ML 376 724-401		
A 002 501 00 01	8ML 376 724-401		
A 002 501 05 01	8ML 376 724-401		
A 002 501 10 01	8ML 376 724-401		
A 002 501 11 01	8ML 376 724-401		
A 002 501 13 01	8ML 376 724-391		
A 002 501 15 01	8ML 376 724-401		
A 002 501 17 01	8ML 376 724-391		
A 002 501 20 01	8ML 376 724-401		
A 357 501 15 01	8ML 376 792-061		
A 405 500 39 01	8ML 376 765-431		
A 437 501 05 01	8ML 376 723-711		
A 437 501 06 01	8ML 376 723-711		
A 437 501 14 01	8ML 376 723-711		
A 628 500 14 99	8ML 376 792-001		
A 628 500 15 99	8ML 376 792-001		
A 628 500 18 99	8ML 376 792-011		
A 628 500 33 00	8ML 376 792-001		
A 628 500 34 00	8ML 376 792-011		
A 628 500 45 00	8ML 376 792-001		
A 628 500 46 00	8ML 376 792-011		
A 628 501 15 99	8ML 376 792-011		
A 629 500 01 01	8ML 376 724-401		
A 652 501 23 01	8ML 376 724-011		
A 653 501 00 01	8ML 376 724-011		
A 655 501 00 01	8ML 376 723-631		
A 655 501 02 01	8ML 376 724-051		
A 656 501 00 01	8ML 376 724-011		
A 656 501 01 01	8ML 376 724-021		
A 656 501 02 01	8ML 376 724-011		
A 673 501 01 01	8ML 376 723-691		
A 677 501 14 01	8ML 376 723-731		
A 940 500 03 01	8ML 376 724-281		
A 940 501 02 01	8ML 376 724-091		
A 940 501 03 01	8ML 376 724-281		
A 940 501 04 01	8ML 376 724-091		
A 940 501 07 01	8ML 376 758-161		
A 942 501 02 01	8ML 376 724-061		

**8ML ...**

8ML 376 723-631	923
8ML 376 723-691	923
8ML 376 723-711	923
8ML 376 723-731	924
8ML 376 723-791	924
8ML 376 724-011	924
8ML 376 724-021	925
8ML 376 724-051	925
8ML 376 724-061	926
8ML 376 724-091	926
8ML 376 724-261	927
8ML 376 724-281	927
8ML 376 724-391	928
8ML 376 724-401	928
8ML 376 727-651	929
8ML 376 758-151	929
8ML 376 758-161	929
8ML 376 765-431	930
8ML 376 792-001	930
8ML 376 792-011	930
8ML 376 792-061	931

8MY ...

8MY 376 744-411	931
-----------------	-----

Brake Caliper.....	948
Brake Hose.....	960
Brake Pad Set, disc brake.....	952
Master Cylinder, brakes.....	954
Oil Cooler, retarder.....	959
Wheel Brake Cylinder.....	958

Brake Caliper

8AN 355 441-291
AN4129



Bore Ø [mm]	54
Brake Caliper Type	Fixed Caliper
Quantity per Packing Unit	1
Technical Information Number	AN4129

8AN 355 441-301
AN4130



Bore Ø [mm]	54
Brake Caliper Type	Fixed Caliper
Quantity per Packing Unit	1
Technical Information Number	AN4130

8AN 355 441-391
AN4139



Bore Ø [mm]	54
Brake Caliper Type	Fixed Caliper (2 pistons)
Quantity per Packing Unit	1
Technical Information Number	AN4139

Brake Caliper

8AN 355 441-401
AN4140



Bore Ø [mm]	54
Brake Caliper Type	Fixed Caliper (2 pistons)
Quantity per Packing Unit	1
Technical Information Number	AN4140

8AN 355 442-071
AN4207



Bore Ø [mm]	60
Brake Caliper Type	Fixed Caliper
Quantity per Packing Unit	1
Technical Information Number	AN4207

8AN 355 442-081
AN4208



Bore Ø [mm]	60
Brake Caliper Type	Fixed Caliper
Quantity per Packing Unit	1
Technical Information Number	AN4208

Brake Caliper

8AN 355 442-091
AN4209



Bore Ø [mm]	60
Brake Caliper Type	Fixed Caliper
Quantity per Packing Unit	1
Technical Information Number	AN4209

8AN 355 442-101
AN4210



Bore Ø [mm]	60
Brake Caliper Type	Fixed Caliper
Quantity per Packing Unit	1
Technical Information Number	AN4210

8AN 355 442-131
AN4213



Bore Ø [mm]	60
Brake Caliper Type	Fixed Caliper (2 pistons)
Quantity per Packing Unit	1
Technical Information Number	AN4213

Brake Caliper

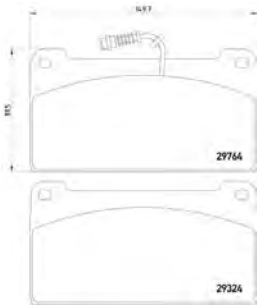
8AN 355 442-141
AN4214



Bore Ø [mm]	60
Brake Caliper Type	Fixed Caliper (2 pistons)
Quantity per Packing Unit	1
Technical Information Number	AN4214


Brake Pad Set, disc brake

8DB 355 005-441
29324, 29764, C5000



Brake System	Teves
Height [mm]	81.5
Quantity per Packing Unit	1
Technical Information Number	C5000
Thickness [mm]	20.3
Wear Warning Contact	with integrated wear sensor
Width [mm]	150
WVA Number	29764

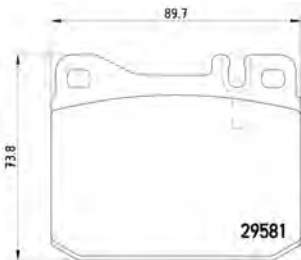
8DB 355 005-451
29765, C5002



Brake System	Teves
Height [mm]	81.5
Quantity per Packing Unit	1
Technical Information Number	C5002
Thickness [mm]	20.3
Wear Warning Contact	with integrated wear sensor
Width [mm]	150
WVA Number	29765

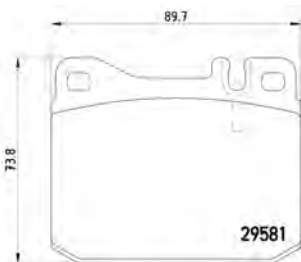
Brake Pad Set, disc brake

8DB 355 005-461
C5006, 29581



Brake System	Teves
Height [mm]	73.6
Quantity per Packing Unit	1
Technical Information Number	C5006
Thickness [mm]	15
Wear Warning Contact	prepared for wear indicator
Width [mm]	89.8
WVA Number	29581

8DB 355 005-471
C5008, 29581



Brake System	Teves
Height [mm]	73.6
Quantity per Packing Unit	1
Technical Information Number	C5008
Thickness [mm]	19
Wear Warning Contact	prepared for wear indicator
Width [mm]	89.8
WVA Number	29581

Cylinder - Master Cylinder, brakes

8AM 355 500-721
AM0072



Bore Ø 1 / Bore Ø 2 [mm]	20,64/28,57
Quantity per Packing Unit	1
Technical Information Number	AM0072

8AM 355 500-731
AM0073



Bore Ø 1 / Bore Ø 2 [mm]	20,64/28,57
Quantity per Packing Unit	1
Technical Information Number	AM0073

8AM 355 503-911
AM0391



Bore Ø [mm]	25.4
Quantity per Packing Unit	1
Technical Information Number	AM0391

Cylinder - Master Cylinder, brakes

8AM 355 504-601
AM0460



Bore Ø [mm]	26.99
Quantity per Packing Unit	1
Technical Information Number	AM0460

8AM 355 504-671
AM0467



Bore Ø [mm]	28.57
Quantity per Packing Unit	1
Technical Information Number	AM0467

8AM 355 504-721
AM0472



Bore Ø [mm]	31.75
Quantity per Packing Unit	1
Technical Information Number	AM0472

Cylinder - Master Cylinder, brakes

8AM 355 504-731
AM0473



Bore Ø [mm]	31.75
Quantity per Packing Unit	1
Technical Information Number	AM0473

8AM 355 504-741
AM0474



Bore Ø [mm]	31.75
Quantity per Packing Unit	1
Technical Information Number	AM0474

8AM 355 504-751
AM0475



Bore Ø [mm]	31.75
Quantity per Packing Unit	1
Technical Information Number	AM0475

Cylinder - Master Cylinder, brakes

8AM 355 504-761
AM0476



Bore Ø [mm]	31.75
Quantity per Packing Unit	1
Technical Information Number	AM0476

8AM 355 504-771
AM0477





Bore Ø [mm]	31.75
Quantity per Packing Unit	1
Technical Information Number	AM0477

8AM 355 504-801
AM0480



Bore Ø [mm]	38.1
Quantity per Packing Unit	1
Technical Information Number	AM0480

<i>Cylinder - Wheel Brake Cylinder</i>	
8AW 355 532-631 AW3263	
Bore Ø [mm]	20.64
Quantity per Packing Unit	1
Technical Information Number	AW3263
8AW 355 533-021 AW3302	
Bore Ø [mm]	22.2
Quantity per Packing Unit	1
Technical Information Number	AW3302
8AW 355 533-101 AW3310	
Adjustment	with automatic adjustment
Bore Ø [mm]	22.2
Quantity per Packing Unit	1
Technical Information Number	AW3310
8AW 355 533-481 AW3348	
	
Bore Ø [mm]	26.99
Quantity per Packing Unit	1
Technical Information Number	AW3348
8AW 355 533-531 AW3353	
	
Adjustment	with automatic adjustment
Bore Ø [mm]	28.57
Quantity per Packing Unit	1
Technical Information Number	AW3353

Cylinder - Wheel Brake Cylinder

8AW 355 533-561
AW3356



Bore Ø [mm]	34.92
Quantity per Packing Unit	1
Technical Information Number	AW3356

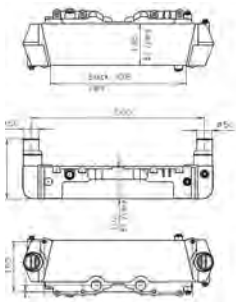
8AW 355 533-581
AW3358



Bore Ø [mm]	38.1
Quantity per Packing Unit	1
Technical Information Number	AW3358

Heat Exchanger - Oil Cooler, retarder

8MO 376 765-631
BEHR HELLA SERVICE



Depth [mm]	238
Length [mm]	410
Version	produced by AKG
Width [mm]	160

Hose Line - Brake Hose

8AH 355 462-451
AH6245



Length [mm]	190
Quantity per Packing Unit	1
Technical Information Number	AH6245

8AH 355 462-721
AH6272



Length [mm]	210
Quantity per Packing Unit	1
Technical Information Number	AH6272

8AH 355 462-901
AH6290



Length [mm]	220
Quantity per Packing Unit	1
Technical Information Number	AH6290

Hose Line - Brake Hose

8AH 355 463-251
AH6325



Length [mm]	250
Quantity per Packing Unit	1
Technical Information Number	AH6325

8AH 355 463-271
AH6327



Length [mm]	250
Quantity per Packing Unit	1
Technical Information Number	AH6327

8AH 355 463-291
AH6329



Length [mm]	250
Quantity per Packing Unit	1
Technical Information Number	AH6329

Hose Line - Brake Hose

8AH 355 463-301
AH6330



Length [mm]	250
Quantity per Packing Unit	1
Technical Information Number	AH6330

8AH 355 464-021
AH6402



Length [mm]	300
Quantity per Packing Unit	1
Technical Information Number	AH6402

8AH 355 464-051
AH6405



Length [mm]	300
Quantity per Packing Unit	1
Technical Information Number	AH6405

Hose Line - Brake Hose

8AH 355 464-451
AH6445



Length [mm]	320
Quantity per Packing Unit	1
Technical Information Number	AH6445

8AH 355 464-921
AH6492



Length [mm]	350
Quantity per Packing Unit	1
Technical Information Number	AH6492

8AH 355 464-961
AH6496



Length [mm]	350
Quantity per Packing Unit	1
Technical Information Number	AH6496

Hose Line - Brake Hose

8AH 355 465-331
AH6533



Length [mm]	380
Quantity per Packing Unit	1
Technical Information Number	AH6533

8AH 355 465-701
AH6570



Length [mm]	400
Quantity per Packing Unit	1
Technical Information Number	AH6570

8AH 355 466-581
AH6658



Length [mm]	450
Quantity per Packing Unit	1
Technical Information Number	AH6658

Hose Line - Brake Hose

8AH 355 467-341
AH6734



Length [mm]	500
Quantity per Packing Unit	1
Technical Information Number	AH6734

8AH 355 468-021
AH6802



Length [mm]	550
Quantity per Packing Unit	1
Technical Information Number	AH6802

8AH 355 468-031
AH6803

















Length [mm]	550
Quantity per Packing Unit	1
Technical Information Number	AH6803









MERCEDES-BENZ.....967















Manufacturer - Model	Power	Displ.	Year of Constr.	Remark	Part Number	Page
MERCEDES-BENZ - LP						09/63→
LP 1013	124 kW		11/76→12/84	Rear Axle; 1x: L 500 mm	8AH 355 467-341 Brake Hose	965
LP 1013, LPL 1013	96 kW		11/76→12/84			
LP 608, LPL 608	63 kW		09/63→12/84	Front Axle; 2x: L 550 mm	8AH 355 468-021 Brake Hose	965
LP 709, LPL 709	63 kW		09/63→12/84			
LP 808, LPL 808	63 kW		09/63→12/84			
LP 809, LPL 808, LPL 809	63 kW		09/63→12/84			
LP 811	81 kW		10/69→02/73			
LP 813, LPL 813	96 kW		09/63→12/84			
LP 913, LPL 913	96 kW		09/63→12/84			
LPK 608	63 kW		10/69→10/77			
LPK 709	63 kW		11/77→12/84			
LPK 808	63 kW		10/69→10/77			
LPK 809	63 kW		11/77→12/84			
LPK 813	96 kW		03/73→12/84			
LPK 913	96 kW		01/67→12/84			
LPKF 608	63 kW		09/63→12/84			
LPKF 709	63 kW		11/77→12/84			
LPKF 808, LPKF 809	63 kW		10/69→10/77			
LPKO 608	63 kW		02/66→07/77			
LPO 608	63 kW		10/69→10/77			
LPO 709	63 kW		11/77→12/84			
LPO 808, LPO 809	63 kW		09/67→10/77			
LPO 811	96 kW		10/69→			
LPS 608, LPLS 608	63 kW		09/63→12/84			
LPS 709, LPLS 709	63 kW		09/63→12/84			
LPS 811	81 kW		10/69→02/73			
LPS 813, LPLS 813	96 kW		09/63→12/84			
LPS 913	96 kW		10/69→12/84			
LP 1113, LPL 1113	96 kW		01/80→12/84	Rear Axle; 1x: L 500 mm	8AH 355 467-341 Brake Hose	965
LPK 1013	96 kW		11/76→12/84			
LP 911 B	81 - 124 kW		01/67→03/77	Front Axle; 2x: L 550 mm	8AH 355 468-021 Brake Hose	965
LPS 911 B	81 kW		01/67→03/77			
MERCEDES-BENZ - MB-TRAC						07/73→12/91
1000	70 kW		12/82→12/87	Front Axle; 2x: L 220 mm	8AH 355 462-901 Brake Hose	960
				Rear Axle; 1x: L 250 mm	8AH 355 463-251 Brake Hose	961
				Rear Axle Right: Bore Ø [mm]: 54; Fixed Caliper	8AN 355 441-291 Brake Caliper	948
				Rear Axle Left: Bore Ø [mm]: 54; Fixed Caliper	8AN 355 441-301 Brake Caliper	948
				in front of axle / Front Axle Left: Bore Ø [mm]: 60; Fixed Caliper	8AN 355 442-071 Brake Caliper	949
				in front of axle / Front Axle Right: Bore Ø [mm]: 60; Fixed Caliper	8AN 355 442-081 Brake Caliper	949
				behind the axle / Front Axle Left: Bore Ø [mm]: 60; Fixed Caliper	8AN 355 442-091 Brake Caliper	950
				behind the axle / Front Axle Right: Bore Ø [mm]: 60; Fixed Caliper	8AN 355 442-101 Brake Caliper	950
				Rear Axle: Teves -brake; H 73.6 mm; Thickness [mm]: 15; prepared for wear indicator; W 89.8 mm	8DB 355 005-461 Brake Pad Set, disc brake	953
				Front Axle: Teves -brake; H 73.6 mm; Thickness [mm]: 15; prepared for wear indicator; W 89.8 mm	8DB 355 005-461 Brake Pad Set, disc brake	953
1000, 1100	74 - 81 kW		02/87→12/91	Front Axle; 2x: L 220 mm	8AH 355 462-901 Brake Hose	960
				Rear Axle; 1x: L 250 mm	8AH 355 463-251 Brake Hose	961
				Rear Axle Left: Bore Ø [mm]: 54; Fixed Caliper	8AN 355 441-291 Brake Caliper	948
				Rear Axle Right: Bore Ø [mm]: 54; Fixed Caliper	8AN 355 441-301 Brake Caliper	948
				in front of axle / Front Axle Left: Bore Ø [mm]: 60; Fixed Caliper	8AN 355 442-071 Brake Caliper	949
				in front of axle / Front Axle Right: Bore Ø [mm]: 60; Fixed Caliper	8AN 355 442-081 Brake Caliper	949
				behind the axle / Front Axle Left: Bore Ø [mm]: 60; Fixed Caliper	8AN 355 442-091 Brake Caliper	950
				behind the axle / Front Axle Right: Bore Ø [mm]: 60; Fixed Caliper	8AN 355 442-101 Brake Caliper	950
				Rear Axle: Teves -brake; H 73.6 mm; Thickness [mm]: 15; prepared for wear indicator; W 89.8 mm	8DB 355 005-461 Brake Pad Set, disc brake	953
				Front Axle: Teves -brake; H 73.6 mm; Thickness [mm]: 15; prepared for wear indicator; W 89.8 mm	8DB 355 005-461 Brake Pad Set, disc brake	953

Manufacturer - Model	Power	Displ.	Year of Constr.	Remark	Part Number	Page
MERCEDES-BENZ - MB-TRAC						07/73→12/91
1100 1300	81 kW 92 kW		03/79→08/87 03/76→08/87	005703-; ; Front Axle; 2x; L 220 mm 005703-; ; Rear Axle; 2x; L 250 mm →005702; Front Axle; 2x; L 250 mm Centre; 1x; L 250 mm →005702; Rear Axle; 1x; L 400 mm Front Axle; Teves -brake; H 73.6 mm; Thickness [mm]: 15; prepared for wear indicator; W 89.8 mm Rear Axle; Teves -brake; H 73.6 mm; Thickness [mm]: 15; prepared for wear indicator; W 89.8 mm	8AH 355 462-901 Brake Hose 960 8AH 355 463-251 Brake Hose 961 8AH 355 463-291 Brake Hose 961 8AH 355 463-301 Brake Hose 962 8AH 355 465-701 Brake Hose 964 8DB 355 005-461 Brake Pad Set, disc brake 953 8DB 355 005-461 Brake Pad Set, disc brake 953	
1300 Turbo, 1400 Turbo 1500 1600 Turbo 1800	92 - 100 kW 110 kW 115 kW 132 kW		02/82→12/91 07/80→12/87 06/90→12/91 06/90→12/91	Front Axle; 2x; L 220 mm Rear Axle; 2x; L 250 mm Centre; 1x; L 250 mm Front Axle; Teves -brake; H 73.6 mm; Thickness [mm]: 15; prepared for wear indicator; W 89.8 mm Rear Axle; Teves -brake; H 73.6 mm; Thickness [mm]: 15; prepared for wear indicator; W 89.8 mm	8AH 355 462-901 Brake Hose 960 8AH 355 463-251 Brake Hose 961 8AH 355 463-301 Brake Hose 962 8DB 355 005-461 Brake Pad Set, disc brake 953 8DB 355 005-461 Brake Pad Set, disc brake 953	
65/70, 700, 800	48 - 55 kW		07/73→12/91	Front Axle; 2x; L 220 mm Rear Axle; 1x; L 250 mm 102121-; ; Front Axle; 2x; 440.163,168; L 250 mm 011582-; 440.161,162; Bore Ø [mm]: 31.75 behind the axle / Rear Axle Right; Bore Ø [mm]: 54; Fixed Caliper in front of axle / Rear Axle Left; Bore Ø [mm]: 54; Fixed Caliper behind the axle / Rear Axle Left; Bore Ø [mm]: 54; Fixed Caliper in front of axle / Rear Axle Right; Bore Ø [mm]: 54; Fixed Caliper Front Axle Left; Bore Ø [mm]: 60; Fixed Caliper Front Axle Right; Bore Ø [mm]: 60; Fixed Caliper Rear Axle; Bore Ø [mm]: 22.2 Front Axle; Bore Ø [mm]: 38.1 Front Axle; Teves -brake; H 73.6 mm; Thickness [mm]: 15; prepared for wear indicator; W 89.8 mm Rear Axle; Teves -brake; H 73.6 mm; Thickness [mm]: 15; prepared for wear indicator; W 89.8 mm	8AH 355 462-901 Brake Hose 960 8AH 355 463-271 Brake Hose 961 8AH 355 463-301 Brake Hose 962 8AM 355 504-731 Master Cylinder, brakes 956 8AN 355 441-291 Brake Caliper 948 8AN 355 441-291 Brake Caliper 948 8AN 355 441-301 Brake Caliper 948 8AN 355 441-301 Brake Caliper 948 8AN 355 442-091 Brake Caliper 950 8AN 355 442-101 Brake Caliper 950 8AW 355 533-021 Wheel Brake Cylinder 958 8AW 355 533-581 Wheel Brake Cylinder 959 8DB 355 005-461 Brake Pad Set, disc brake 953 8DB 355 005-461 Brake Pad Set, disc brake 953	
700, 800	50 - 57 kW		02/87→12/91	Front Axle; 2x; L 220 mm Rear Axle; 1x; L 250 mm Rear Axle Left; Bore Ø [mm]: 54; Fixed Caliper Rear Axle Right; Bore Ø [mm]: 54; Fixed Caliper Front Axle Left; Bore Ø [mm]: 60; Fixed Caliper Front Axle Right; Bore Ø [mm]: 60; Fixed Caliper Rear Axle; Bore Ø [mm]: 22.2 Front Axle; Bore Ø [mm]: 38.1 Rear Axle; Teves -brake; H 73.6 mm; Thickness [mm]: 15; prepared for wear indicator; W 89.8 mm	8AH 355 462-901 Brake Hose 960 8AH 355 463-251 Brake Hose 961 8AN 355 441-291 Brake Caliper 948 8AN 355 441-301 Brake Caliper 948 8AN 355 442-091 Brake Caliper 950 8AN 355 442-101 Brake Caliper 950 8AW 355 533-021 Wheel Brake Cylinder 958 8AW 355 533-581 Wheel Brake Cylinder 959 8DB 355 005-461 Brake Pad Set, disc brake 953	



Manufacturer - Model	Power	Displ.	Year of Constr.	Remark	Part Number	Page
MERCEDES-BENZ - MB-TRAC						07/73→12/91
700, 800	50 - 57 kW		02/87→12/91	Front Axle; Teves -brake; H 73.6 mm; Thickness [mm]: 15; prepared for wear indicator; W 89.8 mm	8DB 355 005-461 Brake Pad Set, disc brake	953
900	63 kW		09/81→12/91	 → 102121; Front Axle; 2x; L 220 mm	8AH 355 462-901 Brake Hose	960
				Rear Axle; 1x; L 250 mm	8AH 355 463-251 Brake Hose	961
				 102122-; Front Axle; 2x; L 250 mm	8AH 355 463-301 Brake Hose	962
				behind the axle / Rear Axle Right; Bore Ø [mm]: 54; Fixed Caliper	8AN 355 441-291 Brake Caliper	948
				in front of axle / Rear Axle Left; Bore Ø [mm]: 54; Fixed Caliper	8AN 355 441-291 Brake Caliper	948
				behind the axle / Rear Axle Left; Bore Ø [mm]: 54; Fixed Caliper	8AN 355 441-301 Brake Caliper	948
				in front of axle / Rear Axle Right; Bore Ø [mm]: 54; Fixed Caliper	8AN 355 441-301 Brake Caliper	948
				Front Axle Left; Bore Ø [mm]: 60; Fixed Caliper	8AN 355 442-091 Brake Caliper	950
				Front Axle Right; Bore Ø [mm]: 60; Fixed Caliper	8AN 355 442-101 Brake Caliper	950
				Rear Axle; Teves -brake; H 73.6 mm; Thickness [mm]: 15; prepared for wear indicator; W 89.8 mm	8DB 355 005-461 Brake Pad Set, disc brake	953
Front Axle; Teves -brake; H 73.6 mm; Thickness [mm]: 15; prepared for wear indicator; W 89.8 mm	8DB 355 005-461 Brake Pad Set, disc brake	953				
900	66 kW		03/87→12/91	Front Axle; 2x; L 220 mm	8AH 355 462-901 Brake Hose	960
				Rear Axle; 1x; L 250 mm	8AH 355 463-251 Brake Hose	961
				Rear Axle Left; Bore Ø [mm]: 54; Fixed Caliper	8AN 355 441-291 Brake Caliper	948
				Rear Axle Right; Bore Ø [mm]: 54; Fixed Caliper	8AN 355 441-301 Brake Caliper	948
				Front Axle Left; Bore Ø [mm]: 60; Fixed Caliper	8AN 355 442-091 Brake Caliper	950
				Front Axle Right; Bore Ø [mm]: 60; Fixed Caliper	8AN 355 442-101 Brake Caliper	950
				Front Axle; Teves -brake; H 73.6 mm; Thickness [mm]: 15; prepared for wear indicator; W 89.8 mm	8DB 355 005-461 Brake Pad Set, disc brake	953
				Rear Axle; Teves -brake; H 73.6 mm; Thickness [mm]: 15; prepared for wear indicator; W 89.8 mm	8DB 355 005-461 Brake Pad Set, disc brake	953
MERCEDES-BENZ - NG						08/73→09/96
1017 S,1017 LS	124 kW		08/73→09/96	 380.251,251; Rear Axle; 1x; L 500 mm	8AH 355 467-341 Brake Hose	965
1613,1613 L	96 kW		08/73→09/96	 385.204/207/208/209; Rear Axle; 1x; L 500 mm	8AH 355 467-341 Brake Hose	965
1617,1617 L	124 kW		08/73→09/96	 385.214/217/218/219; Rear Axle; 1x; L 500 mm	8AH 355 467-341 Brake Hose	965
1619,1619 L	141 kW		08/73→09/96	 385.224/227/228/229; Rear Axle; 1x; L 500 mm	8AH 355 467-341 Brake Hose	965
1619 K	141 kW		11/74→12/82	 4644238-; Rear Axle; 1x; L 500 mm	8AH 355 467-341 Brake Hose	965
1619 KO	141 kW	11/74→01/87				
1619 S	141 kW	11/74→12/84				
1624,1624 L	176 kW		08/73→09/96	 385.237/238/239; Rear Axle; 1x; L 500 mm	8AH 355 467-341 Brake Hose	965
1624 S,1624 LS	176 kW		08/73→09/96	 385.256; Rear Axle; 1x; L 500 mm	8AH 355 467-341 Brake Hose	965
2219,2219 L	141 kW		08/73→09/96	 385.523/525/528; Rear Axle; 1x; L 500 mm	8AH 355 467-341 Brake Hose	965
MERCEDES-BENZ - O 100						01/94→
City	72 kW		01/94→	Front Axle; 4x; L 350 mm	8AH 355 464-961 Brake Hose	963
MERCEDES-BENZ - O 303						10/74→06/83
O 303	141 kW		10/74→06/83	 001432-; Front Axle; 2x; L 320 mm	8AH 355 464-451 Brake Hose	963
				 001079-; Front Axle; 2x; L 320 mm	8AH 355 464-451 Brake Hose	963
				 301.112/132/162;  001079-; Front Axle; 2x; L 320 mm	8AH 355 464-451 Brake Hose	963

Manufacturer - Model	Power	Displ.	Year of Constr.	Remark	Part Number	Page
MERCEDES-BENZ - O 303						10/74→06/83
O 303	141 kW		10/74→06/83	Rear Axle; 1x; L 450 mm	8AH 355 466-581 Brake Hose	964
				 301.112/132/162; Rear Axle; 1x; L 450 mm	8AH 355 466-581 Brake Hose	964
				 301.112/132/162;  →001078; Front Axle; 4x; L 500 mm	8AH 355 467-341 Brake Hose	965
				 →001078; Front Axle; 3x; L 500 mm	8AH 355 467-341 Brake Hose	965
				 →001431; Front Axle; 3x; L 500 mm	8AH 355 467-341 Brake Hose	965
				 301.112/132/162; Centre; 1x; L 500 mm	8AH 355 467-341 Brake Hose	965
				Centre; 1x; L 500 mm	8AH 355 467-341 Brake Hose	965
MERCEDES-BENZ - O 404						09/91→10/99
O 404	200 kW		09/91→10/99	Depth [mm]: 238; L 410 mm; Vers. produced by AKG; W 160 mm	8MO 376 765-631 Oil Cooler, retarder	959
O 404	213 kW		09/91→10/99			
MERCEDES-BENZ - UNIMOG						01/55→
U 100, U 110, U 1100L	74 - 81 kW		01/77→05/88	Front Axle; 4x; L 220 mm	8AH 355 462-901 Brake Hose	960
				Centre; 1x; L 250 mm	8AH 355 463-291 Brake Hose	961
				Rear Axle; 1x; L 300 mm	8AH 355 464-051 Brake Hose	962
				at master cylinder; 2x; L 550 mm	8AH 355 468-031 Brake Hose	965
				Drum Brake; Bore Ø [mm]: 31.75	8AM 355 504-731 Master Cylinder, brakes	956
				Drum Brake; Single/Dual Circuit Brake System; 2; Bore Ø [mm]: 31.75	8AM 355 504-741 Master Cylinder, brakes	956
				Rear Axle Right / behind the axle; Bore Ø [mm]: 54; Fixed Caliper	8AN 355 441-291 Brake Caliper	948
				Rear Axle Left / behind the axle; Bore Ø [mm]: 54; Fixed Caliper	8AN 355 441-301 Brake Caliper	948
				in front of axle / Front Axle Left; Bore Ø [mm]: 60; Fixed Caliper	8AN 355 442-071 Brake Caliper	949
				in front of axle / Front Axle Right; Bore Ø [mm]: 60; Fixed Caliper	8AN 355 442-081 Brake Caliper	949
				behind the axle / Front Axle Left; Bore Ø [mm]: 60; Fixed Caliper	8AN 355 442-091 Brake Caliper	950
				behind the axle / Front Axle Right; Bore Ø [mm]: 60; Fixed Caliper	8AN 355 442-101 Brake Caliper	950
				Rear Axle; Bore Ø [mm]: 22.2	8AW 355 533-021 Wheel Brake Cylinder	958
				Front Axle; Bore Ø [mm]: 38.1	8AW 355 533-581 Wheel Brake Cylinder	959
				Rear Axle; Axle Design: 747102, 747103; Teves -brake; H 73.6 mm; Thickness [mm]: 15; prepared for wear indicator; W 89.8 mm	8DB 355 005-461 Brake Pad Set, disc brake	953
				Front Axle; 2x; Axle Design: 737101; Teves -brake; H 73.6 mm; Thickness [mm]: 15; prepared for wear indicator; W 89.8 mm	8DB 355 005-461 Brake Pad Set, disc brake	953
U 100, U 110T, U 1100T	74 - 81 kW		01/77→	Front Axle; 4x; L 220 mm	8AH 355 462-901 Brake Hose	960
				→05/88; Centre; 1x; L 250 mm	8AH 355 463-291 Brake Hose	961
				05/88→; Centre; 1x; L 350 mm	8AH 355 464-921 Brake Hose	963
				at master cylinder; 2x; L 550 mm	8AH 355 468-031 Brake Hose	965
				Drum Brake; Bore Ø [mm]: 31.75	8AM 355 504-731 Master Cylinder, brakes	956
				in front of axle / Front Axle Left; Bore Ø [mm]: 60; Fixed Caliper	8AN 355 442-071 Brake Caliper	949
				in front of axle / Front Axle Right; Bore Ø [mm]: 60; Fixed Caliper	8AN 355 442-081 Brake Caliper	949
				behind the axle / Front Axle Left; Bore Ø [mm]: 60; Fixed Caliper	8AN 355 442-091 Brake Caliper	950
				behind the axle / Front Axle Right; Bore Ø [mm]: 60; Fixed Caliper	8AN 355 442-101 Brake Caliper	950
				Front Axle; Bore Ø [mm]: 38.1	8AW 355 533-581 Wheel Brake Cylinder	959



Manufacturer - Model	Power	Displ.	Year of Constr.	Remark	Part Number	Page				
MERCEDES-BENZ - UNIMOG						01/55→				
U 100, U 110T, U 1100T	74 - 81 kW		01/77→	Front Axle; 2x: Teves -brake; H 73.6 mm; Thickness [mm]: 15; prepared for wear indicator; W 89.8 mm	8DB 355 005-461 Brake Pad Set, disc brake	953				
U 1000 U 1200	70 kW 92 kW		01/77→05/88 02/82→05/88	Rear Axle; 1x: L 250 mm	8AH 355 463-291 Brake Hose	961				
				Front Axle; 4x: L 250 mm	8AH 355 463-301 Brake Hose	962				
				Centre; 2x: L 300 mm	8AH 355 464-051 Brake Hose	962				
				Bore Ø [mm]: 31.75	8AM 355 504-771 Master Cylinder, brakes	957				
				Rear Axle Left / in front of axle; Bore Ø [mm]: 54; Fixed Caliper	8AN 355 441-291 Brake Caliper	948				
				Rear Axle Right / in front of axle; Bore Ø [mm]: 54; Fixed Caliper	8AN 355 441-301 Brake Caliper	948				
				in front of axle / Front Axle Left; Bore Ø [mm]: 60; Fixed Caliper	8AN 355 442-071 Brake Caliper	949				
				in front of axle / Front Axle Right; Bore Ø [mm]: 60; Fixed Caliper	8AN 355 442-081 Brake Caliper	949				
				behind the axle / Front Axle Left; Bore Ø [mm]: 60; Fixed Caliper	8AN 355 442-091 Brake Caliper	950				
				behind the axle / Front Axle Right; Bore Ø [mm]: 60; Fixed Caliper	8AN 355 442-101 Brake Caliper	950				
				Front Axle; 2x: Teves -brake; H 73.6 mm; Thickness [mm]: 15; prepared for wear indicator; W 89.8 mm	8DB 355 005-461 Brake Pad Set, disc brake	953				
				Rear Axle; Teves -brake; H 73.6 mm; Thickness [mm]: 15; prepared for wear indicator; W 89.8 mm	8DB 355 005-461 Brake Pad Set, disc brake	953				
				U 1000	75 kW		01/88→	Centre; 1x: L 250 mm	8AH 355 463-291 Brake Hose	961
								Rear Axle; 1x: L 250 mm	8AH 355 463-301 Brake Hose	962
Front Axle; 4x: L 250 mm	8AH 355 463-301 Brake Hose	962								
Centre; 2x: L 300 mm	8AH 355 464-051 Brake Hose	962								
166920→; 2x; Bore Ø [mm]: 26.99	8AM 355 504-601 Master Cylinder, brakes	955								
→166919; Bore Ø [mm]: 31.75	8AM 355 504-771 Master Cylinder, brakes	957								
Rear Axle Left; Bore Ø [mm]: 54; Fixed Caliper	8AN 355 441-291 Brake Caliper	948								
Rear Axle Right; Bore Ø [mm]: 54; Fixed Caliper	8AN 355 441-301 Brake Caliper	948								
in front of axle / Front Axle Left; Bore Ø [mm]: 60; Fixed Caliper	8AN 355 442-071 Brake Caliper	949								
in front of axle / Front Axle Right; Bore Ø [mm]: 60; Fixed Caliper	8AN 355 442-081 Brake Caliper	949								
behind the axle / Front Axle Left; Bore Ø [mm]: 60; Fixed Caliper	8AN 355 442-091 Brake Caliper	950								
behind the axle / Front Axle Right; Bore Ø [mm]: 60; Fixed Caliper	8AN 355 442-101 Brake Caliper	950								
Rear Axle; Teves -brake; H 73.6 mm; Thickness [mm]: 15; prepared for wear indicator; W 89.8 mm	8DB 355 005-461 Brake Pad Set, disc brake	953								
Front Axle; 2x: Teves -brake; H 73.6 mm; Thickness [mm]: 15; prepared for wear indicator; W 89.8 mm	8DB 355 005-461 Brake Pad Set, disc brake	953								
U 1000T U 1200T	81 kW 92 kW		01/77→12/82 01/83→05/88					Front Axle; 4x: L 250 mm	8AH 355 463-301 Brake Hose	962
								Bore Ø [mm]: 31.75	8AM 355 504-771 Master Cylinder, brakes	957
								in front of axle / Front Axle Left; Bore Ø [mm]: 60; Fixed Caliper	8AN 355 442-071 Brake Caliper	949
								in front of axle / Front Axle Right; Bore Ø [mm]: 60; Fixed Caliper	8AN 355 442-081 Brake Caliper	949
				behind the axle / Front Axle Left; Bore Ø [mm]: 60; Fixed Caliper	8AN 355 442-091 Brake Caliper	950				
				behind the axle / Front Axle Right; Bore Ø [mm]: 60; Fixed Caliper	8AN 355 442-101 Brake Caliper	950				
				Front Axle; 2x: Teves -brake; H 73.6 mm; Thickness [mm]: 15; prepared for wear indicator; W 89.8 mm	8DB 355 005-461 Brake Pad Set, disc brake	953				
				U 100L	71 kW		11/92→	from Axle Number: U015616→; Front Axle; 2x; L 250 mm	8AH 355 463-291 Brake Hose	961


















Manufacturer - Model	Power	Displ.	Year of Constr.	Remark	Part Number	Page				
MERCEDES-BENZ - UNIMOG						01/55→				
U 100L	71 kW		11/92→	Centre; 2x; L 250 mm	8AH 355 463-301 Brake Hose	962				
				to Axle number: →U015615; Front Axle; 2x; L 380 mm	8AH 355 465-331 Brake Hose	964				
				 186327→; Brake master cylinder for the front axle; Bore Ø [mm]: 25.4	8AM 355 503-911 Master Cylinder, brakes	954				
				Brake master cylinder for the rear axle; Bore Ø [mm]: 26.99	8AM 355 504-601 Master Cylinder, brakes	955				
				 →186326; Brake master cylinder for the front axle; Bore Ø [mm]: 28.57	8AM 355 504-671 Master Cylinder, brakes	955				
				Rear Axle Left; Bore Ø [mm]: 54; Fixed Caliper (2 pistons)	8AN 355 441-391 Brake Caliper	948				
				Rear Axle Right; Bore Ø [mm]: 54; Fixed Caliper (2 pistons)	8AN 355 441-401 Brake Caliper	949				
				Front Axle Left; Bore Ø [mm]: 60; Fixed Caliper (2 pistons)	8AN 355 442-131 Brake Caliper	950				
				Front Axle Right; Bore Ø [mm]: 60; Fixed Caliper (2 pistons)	8AN 355 442-141 Brake Caliper	951				
				Rear Axle; Teves -brake; H 73.6 mm; Thickness [mm]: 15; prepared for wear indicator; W 89.8 mm	8DB 355 005-461 Brake Pad Set, disc brake	953				
				Front Axle; 2x; Teves -brake; H 73.6 mm; Thickness [mm]: 19; prepared for wear indicator; W 89.8 mm	8DB 355 005-471 Brake Pad Set, disc brake	953				
				U 100L	85 - 90 kW		07/96→	Front Axle; 2x; L 250 mm	8AH 355 463-291 Brake Hose	961
								Centre; 2x; L 250 mm	8AH 355 463-301 Brake Hose	962
 186327→; Brake master cylinder for the front axle; Bore Ø [mm]: 25.4	8AM 355 503-911 Master Cylinder, brakes	954								
Brake master cylinder for the rear axle; Bore Ø [mm]: 26.99	8AM 355 504-601 Master Cylinder, brakes	955								
 →186326; Brake master cylinder for the front axle; Bore Ø [mm]: 28.57	8AM 355 504-671 Master Cylinder, brakes	955								
Rear Axle Left; Bore Ø [mm]: 54; Fixed Caliper (2 pistons)	8AN 355 441-391 Brake Caliper	948								
Rear Axle Right; Bore Ø [mm]: 54; Fixed Caliper (2 pistons)	8AN 355 441-401 Brake Caliper	949								
Front Axle Left; Bore Ø [mm]: 60; Fixed Caliper (2 pistons)	8AN 355 442-131 Brake Caliper	950								
Front Axle Right; Bore Ø [mm]: 60; Fixed Caliper (2 pistons)	8AN 355 442-141 Brake Caliper	951								
Rear Axle; Teves -brake; H 73.6 mm; Thickness [mm]: 15; prepared for wear indicator; W 89.8 mm	8DB 355 005-461 Brake Pad Set, disc brake	953								
Front Axle; 2x; Teves -brake; H 73.6 mm; Thickness [mm]: 19; prepared for wear indicator; W 89.8 mm	8DB 355 005-471 Brake Pad Set, disc brake	953								
U 110,U 110L	75 - 77 kW		02/92→					Front Axle; 4x; L 250 mm	8AH 355 463-291 Brake Hose	961
								 418.100; Centre; 2x; L 250 mm	8AH 355 463-301 Brake Hose	962
				 418.115; Centre; 2x; L 300 mm	8AH 355 464-051 Brake Hose	962				
				 418.100;  →175836; Brake master cylinder for the front axle; Bore Ø [mm]: 25.4	8AM 355 503-911 Master Cylinder, brakes	954				
				 418.100;  183541→; Brake master cylinder for the front axle; Bore Ø [mm]: 26.99	8AM 355 504-601 Master Cylinder, brakes	955				
				Brake master cylinder for the rear axle; Bore Ø [mm]: 26.99	8AM 355 504-601 Master Cylinder, brakes	955				
				 418.100;  175837→;  →183540; Brake master cylinder for the front axle; Bore Ø [mm]: 28.57	8AM 355 504-671 Master Cylinder, brakes	955				
				 418.115; Brake master cylinder for the front axle; Bore Ø [mm]: 28.57	8AM 355 504-671 Master Cylinder, brakes	955				
				Rear Axle Left; Bore Ø [mm]: 54; Fixed Caliper (2 pistons)	8AN 355 441-391 Brake Caliper	948				
				Rear Axle Right; Bore Ø [mm]: 54; Fixed Caliper (2 pistons)	8AN 355 441-401 Brake Caliper	949				
				behind the axle / Front Axle Right; Bore Ø [mm]: 60; Fixed Caliper (2 pistons)	8AN 355 442-131 Brake Caliper	950				
				in front of axle / Front Axle Left; Bore Ø [mm]: 60; Fixed Caliper (2 pistons)	8AN 355 442-131 Brake Caliper	950				
				in front of axle / Front Axle Right; Bore Ø [mm]: 60; Fixed Caliper (2 pistons)	8AN 355 442-141 Brake Caliper	951				




Manufacturer - Model	Power	Displ.	Year of Constr.	Remark	Part Number	Page				
MERCEDES-BENZ - UNIMOG						01/55→				
U 110,U 110L	75 - 77 kW		02/92→	behind the axle / Front Axle Left; Bore Ø [mm]: 60; Fixed Caliper (2 pistons)	8AN 355 442-141 Brake Caliper	951				
				Rear Axle; Teves -brake; H 73.6 mm; Thickness [mm]: 19; prepared for wear indicator; W 89.8 mm	8DB 355 005-471 Brake Pad Set, disc brake	953				
				Front Axle; 2x; Teves -brake; H 73.6 mm; Thickness [mm]: 19; prepared for wear indicator; W 89.8 mm	8DB 355 005-471 Brake Pad Set, disc brake	953				
U 1150,U 1150L	81 kW		05/88→	Front Axle; 2x; L 220 mm	8AH 355 462-901 Brake Hose	960				
				Front Axle; 4x; L 220 mm	8AH 355 462-901 Brake Hose	960				
				Centre; 1x; L 350 mm	8AH 355 464-921 Brake Hose	963				
				Centre; 2x; L 350 mm	8AH 355 464-921 Brake Hose	963				
				Rear Axle; 1x; L 380 mm	8AH 355 465-331 Brake Hose	964				
				at master cylinder; 1x; L 550 mm	8AH 355 468-031 Brake Hose	965				
				at master cylinder; 2x; L 550 mm	8AH 355 468-031 Brake Hose	965				
				Bore Ø [mm]: 31.75	8AM 355 504-731 Master Cylinder, brakes	956				
				for special-purpose vehicles; Single/Dual Circuit Brake System: 2; Bore Ø [mm]: 31.75	8AM 355 504-751 Master Cylinder, brakes	956				
				Rear Axle Right / behind the axle; Bore Ø [mm]: 54; Fixed Caliper	8AN 355 441-291 Brake Caliper	948				
				Rear Axle Left / behind the axle; Bore Ø [mm]: 54; Fixed Caliper	8AN 355 441-301 Brake Caliper	948				
				in front of axle / Front Axle Left; Bore Ø [mm]: 60; Fixed Caliper	8AN 355 442-071 Brake Caliper	949				
				in front of axle / Front Axle Right; Bore Ø [mm]: 60; Fixed Caliper	8AN 355 442-081 Brake Caliper	949				
				behind the axle / Front Axle Left; Bore Ø [mm]: 60; Fixed Caliper	8AN 355 442-091 Brake Caliper	950				
				behind the axle / Front Axle Right; Bore Ø [mm]: 60; Fixed Caliper	8AN 355 442-101 Brake Caliper	950				
				Rear Axle; Bore Ø [mm]: 22.2	8AW 355 533-021 Wheel Brake Cylinder	958				
				Front Axle; Bore Ø [mm]: 38.1	8AW 355 533-581 Wheel Brake Cylinder	959				
				Rear Axle; Teves -brake; H 73.6 mm; Thickness [mm]: 15; prepared for wear indicator; W 89.8 mm	8DB 355 005-461 Brake Pad Set, disc brake	953				
				Front Axle; 2x; Teves -brake; H 73.6 mm; Thickness [mm]: 15; prepared for wear indicator; W 89.8 mm	8DB 355 005-461 Brake Pad Set, disc brake	953				
				U 1150L	92 kW		05/88→	Front Axle; 2x; L 220 mm	8AH 355 462-901 Brake Hose	960
Centre; 1x; L 350 mm	8AH 355 464-921 Brake Hose	963								
Rear Axle; 1x; L 380 mm	8AH 355 465-331 Brake Hose	964								
at master cylinder; 1x; L 550 mm	8AH 355 468-031 Brake Hose	965								
Bore Ø [mm]: 31.75	8AM 355 504-731 Master Cylinder, brakes	956								
for special-purpose vehicles; Single/Dual Circuit Brake System: 2; Bore Ø [mm]: 31.75	8AM 355 504-751 Master Cylinder, brakes	956								
Rear Axle; Bore Ø [mm]: 22.2	8AW 355 533-021 Wheel Brake Cylinder	958								
Front Axle; Bore Ø [mm]: 38.1	8AW 355 533-581 Wheel Brake Cylinder	959								
U 1200	92 kW		01/88→					Centre; 1x; L 250 mm	8AH 355 463-291 Brake Hose	961
								Rear Axle; 1x; L 250 mm	8AH 355 463-301 Brake Hose	962
				Front Axle; 4x; L 250 mm	8AH 355 463-301 Brake Hose	962				
				Centre; 2x; L 300 mm	8AH 355 464-051 Brake Hose	962				
				166920→; 2x; Bore Ø [mm]: 26.99	8AM 355 504-601 Master Cylinder, brakes	955				
				→166919; Bore Ø [mm]: 31.75	8AM 355 504-771 Master Cylinder, brakes	957				



Manufacturer - Model	Power	Displ.	Year of Constr.	Remark	Part Number	Page				
MERCEDES-BENZ - UNIMOG						01/55→				
U 1200	92 kW		01/88→	->04/92; Rear Axle Left; Axle Version: 747.110,115,118; Bore Ø [mm]: 54; Fixed Caliper	8AN 355 441-291 Brake Caliper	948				
				->04/92; Rear Axle Right; Axle Version: 747.110,115,118; Bore Ø [mm]: 54; Fixed Caliper	8AN 355 441-301 Brake Caliper	948				
				Rear Axle Left; Axle Version: 747.360; Bore Ø [mm]: 54; Fixed Caliper (2 pistons)	8AN 355 441-391 Brake Caliper	948				
				Rear Axle Right; Axle Version: 747.360; Bore Ø [mm]: 54; Fixed Caliper (2 pistons)	8AN 355 441-401 Brake Caliper	949				
				->04/92; in front of axle / Front Axle Left; Axle Version: 737.110,115,118; Bore Ø [mm]: 60; Fixed Caliper	8AN 355 442-071 Brake Caliper	949				
				->04/92; in front of axle / Front Axle Right; Axle Version: 737.110,115,118; Bore Ø [mm]: 60; Fixed Caliper	8AN 355 442-081 Brake Caliper	949				
				->04/92; behind the axle / Front Axle Left; Axle Version: 737.110,115,118; Bore Ø [mm]: 60; Fixed Caliper	8AN 355 442-091 Brake Caliper	950				
				->04/92; behind the axle / Front Axle Right; Axle Version: 737.110,115,118; Bore Ø [mm]: 60; Fixed Caliper	8AN 355 442-101 Brake Caliper	950				
				in front of axle / Front Axle Left; Axle Version: 737.360; Bore Ø [mm]: 60; Fixed Caliper (2 pistons)	8AN 355 442-131 Brake Caliper	950				
				behind the axle / Front Axle Right; Axle Version: 737.360; Bore Ø [mm]: 60; Fixed Caliper (2 pistons)	8AN 355 442-131 Brake Caliper	950				
				in front of axle / Front Axle Right; Axle Version: 737.360; Bore Ø [mm]: 60; Fixed Caliper (2 pistons)	8AN 355 442-141 Brake Caliper	951				
				behind the axle / Front Axle Left; Axle Version: 737.360; Bore Ø [mm]: 60; Fixed Caliper (2 pistons)	8AN 355 442-141 Brake Caliper	951				
				Rear Axle; Teves -brake; H 73.6 mm; Thickness [mm]: 15; prepared for wear indicator; W 89.8 mm	8DB 355 005-461 Pad Set, disc brake	953				
				Front Axle; 2x; Teves -brake; H 73.6 mm; Thickness [mm]: 15; prepared for wear indicator; W 89.8 mm	8DB 355 005-461 Pad Set, disc brake	953				
				U 1200T	92 kW		01/88→	05/92->; Front Axle; 2x; L 210 mm	8AH 355 462-721 Brake Hose	960
								->04/92; Front Axle; 4x; L 250 mm	8AH 355 463-301 Brake Hose	962
 183499->; 2x; Bore Ø [mm]: 28.57	8AM 355 504-671 Master Cylinder, brakes	955								
 ->183498; Bore Ø [mm]: 31.75	8AM 355 504-771 Master Cylinder, brakes	957								
->04/92; in front of axle / Front Axle Left; Axle Version: 737.117,119; Bore Ø [mm]: 60; Fixed Caliper	8AN 355 442-071 Brake Caliper	949								
->04/92; in front of axle / Front Axle Right; Axle Version: 737.117,119; Bore Ø [mm]: 60; Fixed Caliper	8AN 355 442-081 Brake Caliper	949								
->04/92; behind the axle / Front Axle Left; Axle Version: 737.117,119; Bore Ø [mm]: 60; Fixed Caliper	8AN 355 442-091 Brake Caliper	950								
->04/92; behind the axle / Front Axle Right; Axle Version: 737.117,119; Bore Ø [mm]: 60; Fixed Caliper	8AN 355 442-101 Brake Caliper	950								
in front of axle / Front Axle Left; Axle Version: 737.363; Bore Ø [mm]: 60; Fixed Caliper (2 pistons)	8AN 355 442-131 Brake Caliper	950								
behind the axle / Front Axle Right; Axle Version: 737.363; Bore Ø [mm]: 60; Fixed Caliper (2 pistons)	8AN 355 442-131 Brake Caliper	950								
in front of axle / Front Axle Right; Axle Version: 737.363; Bore Ø [mm]: 60; Fixed Caliper (2 pistons)	8AN 355 442-141 Brake Caliper	951								
behind the axle / Front Axle Left; Axle Version: 737.363; Bore Ø [mm]: 60; Fixed Caliper (2 pistons)	8AN 355 442-141 Brake Caliper	951								
Front Axle; 2x; to Axle number: -I 017650; Teves -brake; H 73.6 mm; Thickness [mm]: 15; prepared for wear indicator; W 89.8 mm	8DB 355 005-461 Pad Set, disc brake	953								
Front Axle; 2x; from Axle Number: I 017651->; Teves -brake; H 73.6 mm; Thickness [mm]: 19; prepared for wear indicator; W 89.8 mm	8DB 355 005-471 Pad Set, disc brake	953								
U 125, U 1100L	92 kW		01/77→01/88					Front Axle; 4x; L 220 mm	8AH 355 462-901 Brake Hose	960
								Centre; 1x; L 250 mm	8AH 355 463-291 Brake Hose	961
				Rear Axle; 1x; L 300 mm	8AH 355 464-051 Brake Hose	962				



Manufacturer - Model	Power	Displ.	Year of Constr.	Remark	Part Number	Page
MERCEDES-BENZ - UNIMOG						01/55→
U 125, U 1100L	92 kW		01/77→01/88	at master cylinder; 2x; L 550 mm	8AH 355 468-031 Brake Hose	965
				Drum Brake; Bore Ø [mm]: 31.75	8AM 355 504-731 Master Cylinder, brakes	956
				Drum Brake; Single/Dual Circuit Brake System: 2; Bore Ø [mm]: 31.75	8AM 355 504-741 Master Cylinder, brakes	956
				Rear Axle Right / behind the axle; Bore Ø [mm]: 54; Fixed Caliper	8AN 355 441-291 Brake Caliper	948
				Rear Axle Left / behind the axle; Bore Ø [mm]: 54; Fixed Caliper	8AN 355 441-301 Brake Caliper	948
				in front of axle / Front Axle Left; Bore Ø [mm]: 60; Fixed Caliper	8AN 355 442-071 Brake Caliper	949
				in front of axle / Front Axle Right; Bore Ø [mm]: 60; Fixed Caliper	8AN 355 442-081 Brake Caliper	949
				behind the axle / Front Axle Left; Bore Ø [mm]: 60; Fixed Caliper	8AN 355 442-091 Brake Caliper	950
				behind the axle / Front Axle Right; Bore Ø [mm]: 60; Fixed Caliper	8AN 355 442-101 Brake Caliper	950
				Rear Axle; Bore Ø [mm]: 22.2	8AW 355 533-021 Wheel Brake Cylinder	958
				Front Axle; Bore Ø [mm]: 38.1	8AW 355 533-581 Wheel Brake Cylinder	959
				Front Axle; 2x; Axle Design: 737101, 737130; Teves -brake; H 73.6 mm; Thickness [mm]: 15; prepared for wear indicator; W 89.8 mm	8DB 355 005-461 Pad Set, disc brake	953
				Rear Axle; Axle Design: 747102, 747130; Teves -brake; H 73.6 mm; Thickness [mm]: 15; prepared for wear indicator; W 89.8 mm	8DB 355 005-461 Pad Set, disc brake	953
				U 1250 U 1550 U 1550 L	92 kW 110 kW 92 - 96 kW	
Front Axle; 4x; L 250 mm	8AH 355 463-301 Brake Hose	962				
Centre; 2x; L 300 mm	8AH 355 464-051 Brake Hose	962				
Bore Ø [mm]: 31.75	8AM 355 504-771 Master Cylinder, brakes	957				
Rear Axle Left / in front of axle; Bore Ø [mm]: 54; Fixed Caliper	8AN 355 441-291 Brake Caliper	948				
Rear Axle Right / in front of axle; Bore Ø [mm]: 54; Fixed Caliper	8AN 355 441-301 Brake Caliper	948				
in front of axle / Front Axle Left; Bore Ø [mm]: 60; Fixed Caliper	8AN 355 442-071 Brake Caliper	949				
in front of axle / Front Axle Right; Bore Ø [mm]: 60; Fixed Caliper	8AN 355 442-081 Brake Caliper	949				
behind the axle / Front Axle Left; Bore Ø [mm]: 60; Fixed Caliper	8AN 355 442-091 Brake Caliper	950				
behind the axle / Front Axle Right; Bore Ø [mm]: 60; Fixed Caliper	8AN 355 442-101 Brake Caliper	950				
Front Axle; 2x; Axle Design: 737420; Teves -brake; H 81.5 mm; Thickness [mm]: 20.3; with integrated wear sensor; W 150 mm	8DB 355 005-441 Pad Set, disc brake	952				
Rear Axle; Axle Design: 747420, 747421; Teves -brake; H 81.5 mm; Thickness [mm]: 20.3; with integrated wear sensor; W 150 mm	8DB 355 005-451 Pad Set, disc brake	952				
Front Axle; 2x; Axle Design: 737110, 737113; Teves -brake; H 73.6 mm; Thickness [mm]: 15; prepared for wear indicator; W 89.8 mm	8DB 355 005-461 Pad Set, disc brake	953				
Rear Axle; Axle Design: 747112; Teves -brake; H 73.6 mm; Thickness [mm]: 15; prepared for wear indicator; W 89.8 mm	8DB 355 005-461 Pad Set, disc brake	953				
U 1250,U 1250L	92 kW		01/88→	05/92→; Front Axle; 2x; L 210 mm	8AH 355 462-721 Brake Hose	960
				Centre; 1x; L 250 mm	8AH 355 463-291 Brake Hose	961
				Rear Axle; 1x; L 250 mm	8AH 355 463-301 Brake Hose	962
				→04/92; Front Axle; 4x; L 250 mm	8AH 355 463-301 Brake Hose	962
				Centre; 2x; L 300 mm	8AH 355 464-051 Brake Hose	962
				167167→; 2x; Bore Ø [mm]: 26.99	8AM 355 504-601 Master Cylinder, brakes	955
				→167166; Bore Ø [mm]: 31.75	8AM 355 504-771 Master Cylinder, brakes	957
				→04/92; Rear Axle Left; Axle Version: 747.112,116,119; Bore Ø [mm]: 54; Fixed Caliper	8AN 355 441-291 Brake Caliper	948

Manufacturer - Model	Power	Displ.	Year of Constr.	Remark	Part Number	Page				
MERCEDES-BENZ - UNIMOG						01/55→				
U 1250,U 1250L	92 kW		01/88→	→04/92; Rear Axle Right; Axle Version: 747.112,116,119; Bore Ø [mm]: 54; Fixed Caliper	8AN 355 441-301 Brake Caliper	948				
				Rear Axle Left; Axle Version: 747.361; Bore Ø [mm]: 54; Fixed Caliper (2 pistons)	8AN 355 441-391 Brake Caliper	948				
				Rear Axle Right; Axle Version: 747.361; Bore Ø [mm]: 54; Fixed Caliper (2 pistons)	8AN 355 441-401 Brake Caliper	949				
				→04/92; in front of axle / Front Axle Left; Bore Ø [mm]: 60; Fixed Caliper	8AN 355 442-071 Brake Caliper	949				
				→04/92; in front of axle / Front Axle Right; Bore Ø [mm]: 60; Fixed Caliper	8AN 355 442-081 Brake Caliper	949				
				→04/92; behind the axle / Front Axle Left; Bore Ø [mm]: 60; Fixed Caliper	8AN 355 442-091 Brake Caliper	950				
				→04/92; behind the axle / Front Axle Right; Bore Ø [mm]: 60; Fixed Caliper	8AN 355 442-101 Brake Caliper	950				
				behind the axle / Front Axle Right; Axle Version: 737.360; Bore Ø [mm]: 60; Fixed Caliper (2 pistons)	8AN 355 442-131 Brake Caliper	950				
				in front of axle / Front Axle Left; Axle Version: 737.360; Bore Ø [mm]: 60; Fixed Caliper (2 pistons)	8AN 355 442-131 Brake Caliper	950				
				behind the axle / Front Axle Left; Axle Version: 737.360; Bore Ø [mm]: 60; Fixed Caliper (2 pistons)	8AN 355 442-141 Brake Caliper	951				
				in front of axle / Front Axle Right; Axle Version: 737.360; Bore Ø [mm]: 60; Fixed Caliper (2 pistons)	8AN 355 442-141 Brake Caliper	951				
				Rear Axle; Axle Design: 747112, 116, 119; Teves -brake; H 73.6 mm; Thickness [mm]: 15; prepared for wear indicator; W 89.8 mm	8DB 355 005-461 Brake Pad Set, disc brake	953				
				Front Axle; 2x; Axle Design: 737110, 113, 115 / 116, 118; Teves -brake; H 73.6 mm; Thickness [mm]: 15; prepared for wear indicator; W 89.8 mm	8DB 355 005-461 Brake Pad Set, disc brake	953				
				Rear Axle; Axle Design: 747361; Teves -brake; H 73.6 mm; Thickness [mm]: 19; prepared for wear indicator; W 89.8 mm	8DB 355 005-471 Brake Pad Set, disc brake	953				
				Front Axle; 2x; Axle Design: 737360; Teves -brake; H 73.6 mm; Thickness [mm]: 19; prepared for wear indicator; W 89.8 mm	8DB 355 005-471 Brake Pad Set, disc brake	953				
				U 1250L	100 kW		05/88→	05/92→; Front Axle; 2x; L 210 mm	8AH 355 462-721 Brake Hose	960
								Centre; 1x; L 250 mm	8AH 355 463-291 Brake Hose	961
								Rear Axle; 1x; L 250 mm	8AH 355 463-301 Brake Hose	962
								→04/92; Front Axle; 4x; L 250 mm	8AH 355 463-301 Brake Hose	962
Centre; 2x; L 300 mm	8AH 355 464-051 Brake Hose	962								
 167167→; 2x; Bore Ø [mm]: 26.99	8AM 355 504-601 Master Cylinder, brakes	955								
 →167166; Bore Ø [mm]: 31.75	8AM 355 504-771 Master Cylinder, brakes	957								
→04/92; Rear Axle Left; Axle Version: 747.112,116,119; Bore Ø [mm]: 54; Fixed Caliper	8AN 355 441-291 Brake Caliper	948								
→04/92; Rear Axle Right; Axle Version: 747.112,116,119; Bore Ø [mm]: 54; Fixed Caliper	8AN 355 441-301 Brake Caliper	948								
Rear Axle Left; Axle Version: 747.361; Bore Ø [mm]: 54; Fixed Caliper (2 pistons)	8AN 355 441-391 Brake Caliper	948								
Rear Axle Right; Axle Version: 747.361; Bore Ø [mm]: 54; Fixed Caliper (2 pistons)	8AN 355 441-401 Brake Caliper	949								
→04/92; in front of axle / Front Axle Left; Bore Ø [mm]: 60; Fixed Caliper	8AN 355 442-071 Brake Caliper	949								
→04/92; in front of axle / Front Axle Right; Bore Ø [mm]: 60; Fixed Caliper	8AN 355 442-081 Brake Caliper	949								
→04/92; behind the axle / Front Axle Left; Bore Ø [mm]: 60; Fixed Caliper	8AN 355 442-091 Brake Caliper	950								
→04/92; behind the axle / Front Axle Right; Bore Ø [mm]: 60; Fixed Caliper	8AN 355 442-101 Brake Caliper	950								
in front of axle / Front Axle Left; Axle Version: 737.360; Bore Ø [mm]: 60; Fixed Caliper (2 pistons)	8AN 355 442-131 Brake Caliper	950								
behind the axle / Front Axle Right; Axle Version: 737.360; Bore Ø [mm]: 60; Fixed Caliper (2 pistons)	8AN 355 442-131 Brake Caliper	950								
behind the axle / Front Axle Left; Axle Version: 737.360; Bore Ø [mm]: 60; Fixed Caliper (2 pistons)	8AN 355 442-141 Brake Caliper	951								

Manufacturer - Model	Power	Displ.	Year of Constr.	Remark	Part Number	Page				
MERCEDES-BENZ - UNIMOG						01/55→				
U 1250L	100 kW		05/88→	in front of axle / Front Axle Right; Axle Version: 737.360; Bore Ø [mm]: 60; Fixed Caliper (2 pistons)	8AN 355 442-141 Brake Caliper	951				
U 130,U 140	98 - 103 kW		07/92→	Front Axle; 4x; L 250 mm	8AH 355 463-291 Brake Hose	961				
				Centre; 2x; L 250 mm	8AH 355 463-301 Brake Hose	962				
				 → 176247; Brake master cylinder for the front axle; Bore Ø [mm]: 25.4	8AM 355 503-911 Master Cylinder, brakes	954				
				 183541→; Brake master cylinder for the front axle; Bore Ø [mm]: 26.99	8AM 355 504-601 Master Cylinder, brakes	955				
				Brake master cylinder for the rear axle; Bore Ø [mm]: 26.99	8AM 355 504-601 Master Cylinder, brakes	955				
				 176248→;  →183540; Brake master cylinder for the front axle; Bore Ø [mm]: 28.57	8AM 355 504-671 Master Cylinder, brakes	955				
				Rear Axle Left; Bore Ø [mm]: 54; Fixed Caliper (2 pistons)	8AN 355 441-391 Brake Caliper	948				
				Rear Axle Right; Bore Ø [mm]: 54; Fixed Caliper (2 pistons)	8AN 355 441-401 Brake Caliper	949				
				in front of axle / Front Axle Left; Bore Ø [mm]: 60; Fixed Caliper (2 pistons)	8AN 355 442-131 Brake Caliper	950				
				behind the axle / Front Axle Right; Bore Ø [mm]: 60; Fixed Caliper (2 pistons)	8AN 355 442-131 Brake Caliper	950				
				in front of axle / Front Axle Right; Bore Ø [mm]: 60; Fixed Caliper (2 pistons)	8AN 355 442-141 Brake Caliper	951				
				behind the axle / Front Axle Left; Bore Ø [mm]: 60; Fixed Caliper (2 pistons)	8AN 355 442-141 Brake Caliper	951				
				Front Axle; 2x; Teves -brake; H 73.6 mm; Thickness [mm]: 19; prepared for wear indicator; W 89.8 mm	8DB 355 005-471 Brake Pad Set, disc brake	953				
				Rear Axle; Teves -brake; H 73.6 mm; Thickness [mm]: 19; prepared for wear indicator; W 89.8 mm	8DB 355 005-471 Brake Pad Set, disc brake	953				
				U 1300 U 1500	92 kW 110 kW		01/77→12/84 01/77→05/88	 128287→; Front Axle; 4x; L 210 mm	8AH 355 462-721 Brake Hose	960
								 → 128286; Front Axle; 4x; L 220 mm	8AH 355 462-901 Brake Hose	960
				Rear Axle; 1x; L 300 mm	8AH 355 464-021 Brake Hose	962				
				Centre; 2x; L 300 mm	8AH 355 464-051 Brake Hose	962				
				Bore Ø [mm]: 31.75	8AM 355 504-771 Master Cylinder, brakes	957				
				Front Axle; Teves -brake; H 81.5 mm; Thickness [mm]: 20.3; with integrated wear sensor; W 150 mm	8DB 355 005-441 Brake Pad Set, disc brake	952				
				Rear Axle; Teves -brake; H 81.5 mm; Thickness [mm]: 20.3; with integrated wear sensor; W 150 mm	8DB 355 005-451 Brake Pad Set, disc brake	952				
				U 1300,U 1300L	92 - 96 kW		01/77→05/88	 425;  128287→; Front Axle; 4x; L 210 mm	8AH 355 462-721 Brake Hose	960
								 425;  →128286; Front Axle; 4x; L 220 mm	8AH 355 462-901 Brake Hose	960
								Rear Axle; 1x; L 250 mm	8AH 355 463-291 Brake Hose	961
 435; Front Axle; 4x; L 250 mm	8AH 355 463-301 Brake Hose	962								
 425; Rear Axle; 1x; L 300 mm	8AH 355 464-021 Brake Hose	962								
Centre; 2x; L 300 mm	8AH 355 464-051 Brake Hose	962								
Bore Ø [mm]: 31.75	8AM 355 504-771 Master Cylinder, brakes	957								
for special-purpose vehicles; Bore Ø [mm]: 38.1	8AM 355 504-801 Master Cylinder, brakes	957								
 435; Rear Axle Left / in front of axle; Bore Ø [mm]: 54; Fixed Caliper	8AN 355 441-291 Brake Caliper	948								
 435; Rear Axle Right / in front of axle; Bore Ø [mm]: 54; Fixed Caliper	8AN 355 441-301 Brake Caliper	948								
 435; in front of axle / Front Axle Left; Bore Ø [mm]: 60; Fixed Caliper	8AN 355 442-071 Brake Caliper	949								
 435; in front of axle / Front Axle Right; Bore Ø [mm]: 60; Fixed Caliper	8AN 355 442-081 Brake Caliper	949								
 435; behind the axle / Front Axle Left; Bore Ø [mm]: 60; Fixed Caliper	8AN 355 442-091 Brake Caliper	950								

Manufacturer - Model	Power	Displ.	Year of Constr.	Remark	Part Number	Page				
MERCEDES-BENZ - UNIMOG						01/55→				
U 1300,U 1300L	92 - 96 kW		01/77→05/88	 435; behind the axle / Front Axle Right; Bore Ø [mm]: 60; Fixed Caliper	8AN 355 442-101 Brake Caliper	950				
				Front Axle; 2x; Axle Design: 737200, 737201; Teves -brake; H 81.5 mm; Thickness [mm]: 20.3; with integrated wear sensor; W 150 mm	8DB 355 005-441 Brake Pad Set, disc brake	952				
				Rear Axle; Axle Design: 747200, 747201; Teves -brake; H 81.5 mm; Thickness [mm]: 20.3; with integrated wear sensor; W 150 mm	8DB 355 005-451 Brake Pad Set, disc brake	952				
				Front Axle; 2x; Axle Design: 737111, 737451; Teves -brake; H 73.6 mm; Thickness [mm]: 15; prepared for wear indicator; W 89.8 mm	8DB 355 005-461 Brake Pad Set, disc brake	953				
				Rear Axle; Axle Design: 747111, 113, 450; Teves -brake; H 73.6 mm; Thickness [mm]: 15; prepared for wear indicator; W 89.8 mm	8DB 355 005-461 Brake Pad Set, disc brake	953				
				Rear Axle; Axle Design: 747370; Teves -brake; H 73.6 mm; Thickness [mm]: 19; prepared for wear indicator; W 89.8 mm	8DB 355 005-471 Brake Pad Set, disc brake	953				
U 1300 L	110 - 110 kW		01/77→05/88	Front Axle; 4x; L 250 mm	8AH 355 463-301 Brake Hose	962				
				Centre; 2x; L 300 mm	8AH 355 464-051 Brake Hose	962				
				Bore Ø [mm]: 31.75	8AM 355 504-771 Master Cylinder, brakes	957				
				Rear Axle Left / in front of axle; Bore Ø [mm]: 54; Fixed Caliper	8AN 355 441-291 Brake Caliper	948				
				Rear Axle Right / in front of axle; Bore Ø [mm]: 54; Fixed Caliper	8AN 355 441-301 Brake Caliper	948				
				in front of axle / Front Axle Left; Bore Ø [mm]: 60; Fixed Caliper	8AN 355 442-071 Brake Caliper	949				
				in front of axle / Front Axle Right; Bore Ø [mm]: 60; Fixed Caliper	8AN 355 442-081 Brake Caliper	949				
				behind the axle / Front Axle Left; Bore Ø [mm]: 60; Fixed Caliper	8AN 355 442-091 Brake Caliper	950				
				behind the axle / Front Axle Right; Bore Ø [mm]: 60; Fixed Caliper	8AN 355 442-101 Brake Caliper	950				
				Rear Axle; Teves -brake; H 73.6 mm; Thickness [mm]: 19; prepared for wear indicator; W 89.8 mm	8DB 355 005-471 Brake Pad Set, disc brake	953				
				Front Axle; Teves -brake; H 73.6 mm; Thickness [mm]: 19; prepared for wear indicator; W 89.8 mm	8DB 355 005-471 Brake Pad Set, disc brake	953				
				U 1350L	100 kW		05/88→	Front Axle; 2x; L 210 mm	8AH 355 462-721 Brake Hose	960
								Rear Axle; 1x; L 250 mm	8AH 355 463-301 Brake Hose	962
Centre; 2x; L 300 mm	8AH 355 464-051 Brake Hose	962								
 170517-; 2x; Bore Ø [mm]: 26.99	8AM 355 504-601 Master Cylinder, brakes	955								
 → 170516; Bore Ø [mm]: 31.75	8AM 355 504-771 Master Cylinder, brakes	957								
Rear Axle Left; Bore Ø [mm]: 54; Fixed Caliper	8AN 355 441-291 Brake Caliper	948								
Rear Axle Right; Bore Ø [mm]: 54; Fixed Caliper	8AN 355 441-301 Brake Caliper	948								
in front of axle / Front Axle Left; Bore Ø [mm]: 60; Fixed Caliper	8AN 355 442-071 Brake Caliper	949								
in front of axle / Front Axle Right; Bore Ø [mm]: 60; Fixed Caliper	8AN 355 442-081 Brake Caliper	949								
behind the axle / Front Axle Left; Bore Ø [mm]: 60; Fixed Caliper	8AN 355 442-091 Brake Caliper	950								
behind the axle / Front Axle Right; Bore Ø [mm]: 60; Fixed Caliper	8AN 355 442-101 Brake Caliper	950								
Rear Axle; Axle Design: 747112, 116, 119; Teves -brake; H 73.6 mm; Thickness [mm]: 15; prepared for wear indicator; W 89.8 mm	8DB 355 005-461 Brake Pad Set, disc brake	953								
Front Axle; 2x; Axle Design: 737110, 113, 115 / 116, 118; Teves -brake; H 73.6 mm; Thickness [mm]: 15; prepared for wear indicator; W 89.8 mm	8DB 355 005-461 Brake Pad Set, disc brake	953								
Rear Axle; Axle Design: 747361; Teves -brake; H 73.6 mm; Thickness [mm]: 19; prepared for wear indicator; W 89.8 mm	8DB 355 005-471 Brake Pad Set, disc brake	953								
Front Axle; 2x; Axle Design: 737360; Teves -brake; H 73.6 mm; Thickness [mm]: 19; prepared for wear indicator; W 89.8 mm	8DB 355 005-471 Brake Pad Set, disc brake	953								
U 1400	100 kW		01/88→					Centre; 1x; L 250 mm	8AH 355 463-291 Brake Hose	961

Manufacturer - Model	Power	Displ.	Year of Constr.	Remark	Part Number	Page
MERCEDES-BENZ - UNIMOG						01/55→
U 1400	100 kW		01/88→	Front Axle; 4x; L 250 mm	8AH 355 463-301 Brake Hose	962
				Rear Axle; 1x; L 250 mm	8AH 355 463-301 Brake Hose	962
				Centre; 1x; L 300 mm	8AH 355 464-051 Brake Hose	962
				 167167→; 2x; Bore Ø [mm]: 26.99	8AM 355 504-601 Master Cylinder, brakes	955
				 →167166; Bore Ø [mm]: 31.75	8AM 355 504-771 Master Cylinder, brakes	957
				→04/92; Rear Axle Left; Axle Version: 747.110,115,118; Bore Ø [mm]: 54; Fixed Caliper	8AN 355 441-291 Brake Caliper	948
				→04/92; Rear Axle Right; Axle Version: 747.110,115,118; Bore Ø [mm]: 54; Fixed Caliper	8AN 355 441-301 Brake Caliper	948
				Rear Axle Left; Axle Version: 747.360; Bore Ø [mm]: 54; Fixed Caliper (2 pistons)	8AN 355 441-391 Brake Caliper	948
				Rear Axle Right; Axle Version: 747.360; Bore Ø [mm]: 54; Fixed Caliper (2 pistons)	8AN 355 441-401 Brake Caliper	949
				→04/92; in front of axle / Front Axle Left; Axle Version: 737.110,115,118; Bore Ø [mm]: 60; Fixed Caliper	8AN 355 442-071 Brake Caliper	949
				→04/92; in front of axle / Front Axle Right; Axle Version: 737.110,115,118; Bore Ø [mm]: 60; Fixed Caliper	8AN 355 442-081 Brake Caliper	949
				→04/92; behind the axle / Front Axle Left; Axle Version: 737.110,115,118; Bore Ø [mm]: 60; Fixed Caliper	8AN 355 442-091 Brake Caliper	950
				→04/92; behind the axle / Front Axle Right; Axle Version: 737.110,115,118; Bore Ø [mm]: 60; Fixed Caliper	8AN 355 442-101 Brake Caliper	950
				behind the axle / Front Axle Right; Axle Version: 737.360; Bore Ø [mm]: 60; Fixed Caliper (2 pistons)	8AN 355 442-131 Brake Caliper	950
				in front of axle / Front Axle Left; Axle Version: 737.360; Bore Ø [mm]: 60; Fixed Caliper (2 pistons)	8AN 355 442-131 Brake Caliper	950
				in front of axle / Front Axle Right; Axle Version: 737.360; Bore Ø [mm]: 60; Fixed Caliper (2 pistons)	8AN 355 442-141 Brake Caliper	951
				behind the axle / Front Axle Left; Axle Version: 737.360; Bore Ø [mm]: 60; Fixed Caliper (2 pistons)	8AN 355 442-141 Brake Caliper	951
				Front Axle; 2x; Axle Design: 737110, 115, 118; Teves -brake; H 73.6 mm; Thickness [mm]: 15; prepared for wear indicator; W 89.8 mm	8DB 355 005-461 Brake Pad Set, disc brake	953
				Rear Axle; Axle Design: 747110, 115, 118; Teves -brake; H 73.6 mm; Thickness [mm]: 15; prepared for wear indicator; W 89.8 mm	8DB 355 005-461 Brake Pad Set, disc brake	953
				Front Axle; 2x; Axle Design: 737360; Teves -brake; H 73.6 mm; Thickness [mm]: 19; prepared for wear indicator; W 89.8 mm	8DB 355 005-471 Brake Pad Set, disc brake	953
				Rear Axle; Axle Design: 747360; Teves -brake; H 73.6 mm; Thickness [mm]: 19; prepared for wear indicator; W 89.8 mm	8DB 355 005-471 Brake Pad Set, disc brake	953
U 140L	100 - 103 kW		07/92→	Front Axle; 4x; L 250 mm	8AH 355 463-291 Brake Hose	961
				Centre; 2x; L 300 mm	8AH 355 464-051 Brake Hose	962
				Brake master cylinder for the rear axle; Bore Ø [mm]: 26.99	8AM 355 504-601 Master Cylinder, brakes	955
				Brake master cylinder for the front axle; Bore Ø [mm]: 28.57	8AM 355 504-671 Master Cylinder, brakes	955
				Rear Axle Left; Bore Ø [mm]: 54; Fixed Caliper (2 pistons)	8AN 355 441-391 Brake Caliper	948
				Rear Axle Right; Bore Ø [mm]: 54; Fixed Caliper (2 pistons)	8AN 355 441-401 Brake Caliper	949
				behind the axle / Front Axle Right; Bore Ø [mm]: 60; Fixed Caliper (2 pistons)	8AN 355 442-131 Brake Caliper	950
				in front of axle / Front Axle Left; Bore Ø [mm]: 60; Fixed Caliper (2 pistons)	8AN 355 442-131 Brake Caliper	950
				behind the axle / Front Axle Left; Bore Ø [mm]: 60; Fixed Caliper (2 pistons)	8AN 355 442-141 Brake Caliper	951
				in front of axle / Front Axle Right; Bore Ø [mm]: 60; Fixed Caliper (2 pistons)	8AN 355 442-141 Brake Caliper	951
				Front Axle; 2x; Teves -brake; H 73.6 mm; Thickness [mm]: 19; prepared for wear indicator; W 89.8 mm	8DB 355 005-471 Brake Pad Set, disc brake	953











Manufacturer - Model	Power	Displ.	Year of Constr.	Remark	Part Number	Page
MERCEDES-BENZ - UNIMOG						01/55→
U 140L	100 - 103 kW		07/92→	Rear Axle; Teves -brake; H 73.6 mm; Thickness [mm]: 19; prepared for wear indicator; W 89.8 mm	8DB 355 005-471 Brake Pad Set, disc brake	953
U 140T	98 kW		07/92→	Front Axle; 2x; L 250 mm	8AH 355 463-291 Brake Hose	961
				Centre; 1x; L 300 mm	8AH 355 464-051 Brake Hose	962
				Brake master cylinder for the rear axle; Bore Ø [mm]: 28.57	8AM 355 504-671 Master Cylinder, brakes	955
				behind the axle / Front Axle Right; Bore Ø [mm]: 60; Fixed Caliper (2 pistons)	8AN 355 442-131 Brake Caliper	950
				in front of axle / Front Axle Left; Bore Ø [mm]: 60; Fixed Caliper (2 pistons)	8AN 355 442-131 Brake Caliper	950
				behind the axle / Front Axle Left; Bore Ø [mm]: 60; Fixed Caliper (2 pistons)	8AN 355 442-141 Brake Caliper	951
				in front of axle / Front Axle Right; Bore Ø [mm]: 60; Fixed Caliper (2 pistons)	8AN 355 442-141 Brake Caliper	951
				Front Axle; 2x; Teves -brake; H 73.6 mm; Thickness [mm]: 19; prepared for wear indicator; W 89.8 mm	8DB 355 005-471 Brake Pad Set, disc brake	953
U 1450,U 1450L	100 kW		01/88→	05/92→; Front Axle; Axle Version: 737.360; 2x; L 210 mm	8AH 355 462-721 Brake Hose	960
				Centre; 1x; L 250 mm	8AH 355 463-291 Brake Hose	961
				→04/92; Front Axle; 4x; L 250 mm	8AH 355 463-301 Brake Hose	962
				Rear Axle; 1x; L 250 mm	8AH 355 463-301 Brake Hose	962
				Centre; 2x; L 300 mm	8AH 355 464-051 Brake Hose	962
				 167167→; 2x; Bore Ø [mm]: 26.99	8AM 355 504-601 Master Cylinder, brakes	955
				 →167166; Bore Ø [mm]: 31.75	8AM 355 504-771 Master Cylinder, brakes	957
				→04/92; Rear Axle Left; Axle Version: 747.112,116,119; Bore Ø [mm]: 54; Fixed Caliper	8AN 355 441-291 Brake Caliper	948
				→04/92; Rear Axle Right; Axle Version: 747.112,116,119; Bore Ø [mm]: 54; Fixed Caliper	8AN 355 441-301 Brake Caliper	948
				Rear Axle Left; Axle Version: 747.361; Bore Ø [mm]: 54; Fixed Caliper (2 pistons)	8AN 355 441-391 Brake Caliper	948
				Rear Axle Right; Axle Version: 747.361; Bore Ø [mm]: 54; Fixed Caliper (2 pistons)	8AN 355 441-401 Brake Caliper	949
				→04/92; in front of axle / Front Axle Left; Bore Ø [mm]: 60; Fixed Caliper	8AN 355 442-071 Brake Caliper	949
				→04/92; in front of axle / Front Axle Right; Bore Ø [mm]: 60; Fixed Caliper	8AN 355 442-081 Brake Caliper	949
				→04/92; behind the axle / Front Axle Left; Bore Ø [mm]: 60; Fixed Caliper	8AN 355 442-091 Brake Caliper	950
				→04/92; behind the axle / Front Axle Right; Bore Ø [mm]: 60; Fixed Caliper	8AN 355 442-101 Brake Caliper	950
				behind the axle / Front Axle Right; Axle Version: 737.360; Bore Ø [mm]: 60; Fixed Caliper (2 pistons)	8AN 355 442-131 Brake Caliper	950
				in front of axle / Front Axle Left; Axle Version: 737.360; Bore Ø [mm]: 60; Fixed Caliper (2 pistons)	8AN 355 442-131 Brake Caliper	950
				behind the axle / Front Axle Left; Axle Version: 737.360; Bore Ø [mm]: 60; Fixed Caliper (2 pistons)	8AN 355 442-141 Brake Caliper	951
				in front of axle / Front Axle Right; Axle Version: 737.360; Bore Ø [mm]: 60; Fixed Caliper (2 pistons)	8AN 355 442-141 Brake Caliper	951
				Rear Axle; Axle Design: 747112, 116, 119; Teves -brake; H 73.6 mm; Thickness [mm]: 15; prepared for wear indicator; W 89.8 mm	8DB 355 005-461 Brake Pad Set, disc brake	953
				Front Axle; 2x; Axle Design: 737110, 113, 115 / 116, 118; Teves -brake; H 73.6 mm; Thickness [mm]: 15; prepared for wear indicator; W 89.8 mm	8DB 355 005-461 Brake Pad Set, disc brake	953
				Rear Axle; Axle Design: 747361; Teves -brake; H 73.6 mm; Thickness [mm]: 19; prepared for wear indicator; W 89.8 mm	8DB 355 005-471 Brake Pad Set, disc brake	953
				Front Axle; 2x; Axle Design: 737360; Teves -brake; H 73.6 mm; Thickness [mm]: 19; prepared for wear indicator; W 89.8 mm	8DB 355 005-471 Brake Pad Set, disc brake	953











Manufacturer - Model	Power	Displ.	Year of Constr.	Remark	Part Number	Page
MERCEDES-BENZ - UNIMOG						01/55→
U 1500T	110 kW		01/77→05/88	128287-; Front Axle; 4x; L 210 mm	8AH 355 462-721 Brake Hose	960
				→128286; Front Axle; 4x; L 220 mm	8AH 355 462-901 Brake Hose	960
				Centre; 2x; L 300 mm	8AH 355 464-051 Brake Hose	962
				Bore Ø [mm]: 31.75	8AM 355 504-771 Master Cylinder, brakes	957
				Front Axle; Teves -brake; H 81.5 mm; Thickness [mm]: 20.3; with integrated wear sensor; W 150 mm	8DB 355 005-441 Brake Pad Set, disc brake	952
U 1550L	100 kW		05/88→	Front Axle; 2x; L 210 mm	8AH 355 462-721 Brake Hose	960
				Rear Axle; 1x; L 250 mm	8AH 355 463-301 Brake Hose	962
				Centre; 2x; L 300 mm	8AH 355 464-051 Brake Hose	962
				170517-; 2x; Bore Ø [mm]: 26.99	8AM 355 504-601 Master Cylinder, brakes	955
				→170516; Bore Ø [mm]: 31.75	8AM 355 504-771 Master Cylinder, brakes	957
				→04/92; Rear Axle Left; Axle Version: 747.114,117,121,122; Bore Ø [mm]: 54; Fixed Caliper	8AN 355 441-291 Brake Caliper	948
				→04/92; Rear Axle Right; Axle Version: 747.114,117,121,122; Bore Ø [mm]: 54; Fixed Caliper	8AN 355 441-301 Brake Caliper	948
				Rear Axle Left; Axle Version: 747.362,363; Bore Ø [mm]: 54; Fixed Caliper (2 pistons)	8AN 355 441-391 Brake Caliper	948
				Rear Axle Right; Axle Version: 747.362,363; Bore Ø [mm]: 54; Fixed Caliper (2 pistons)	8AN 355 441-401 Brake Caliper	949
				→04/92; in front of axle / Front Axle Left; Axle Version: 737.112,121; Bore Ø [mm]: 60; Fixed Caliper	8AN 355 442-071 Brake Caliper	949
				→04/92; in front of axle / Front Axle Right; Axle Version: 737.112,121; Bore Ø [mm]: 60; Fixed Caliper	8AN 355 442-081 Brake Caliper	949
				→04/92; behind the axle / Front Axle Left; Axle Version: 737.112,121; Bore Ø [mm]: 60; Fixed Caliper	8AN 355 442-091 Brake Caliper	950
				→04/92; behind the axle / Front Axle Right; Axle Version: 737.112,121; Bore Ø [mm]: 60; Fixed Caliper	8AN 355 442-101 Brake Caliper	950
				in front of axle / Front Axle Left; Axle Version: 737.361; Bore Ø [mm]: 60; Fixed Caliper (2 pistons)	8AN 355 442-131 Brake Caliper	950
				behind the axle / Front Axle Right; Axle Version: 737.361; Bore Ø [mm]: 60; Fixed Caliper (2 pistons)	8AN 355 442-131 Brake Caliper	950
				in front of axle / Front Axle Right; Axle Version: 737.361; Bore Ø [mm]: 60; Fixed Caliper (2 pistons)	8AN 355 442-141 Brake Caliper	951
				behind the axle / Front Axle Left; Axle Version: 737.361; Bore Ø [mm]: 60; Fixed Caliper (2 pistons)	8AN 355 442-141 Brake Caliper	951
				Front Axle; 2x; Teves -brake; H 81.5 mm; Thickness [mm]: 20.3; with integrated wear sensor; W 150 mm	8DB 355 005-441 Brake Pad Set, disc brake	952
				Front Axle; 2x; Axle Design: 737112, 737121; Teves -brake; H 73.6 mm; Thickness [mm]: 15; prepared for wear indicator; W 89.8 mm	8DB 355 005-461 Brake Pad Set, disc brake	953
				Rear Axle; Axle Design: 747117, 747122; Teves -brake; H 73.6 mm; Thickness [mm]: 15; prepared for wear indicator; W 89.8 mm	8DB 355 005-461 Brake Pad Set, disc brake	953
				Front Axle; 2x; Axle Design: 737361; Teves -brake; H 73.6 mm; Thickness [mm]: 19; prepared for wear indicator; W 89.8 mm	8DB 355 005-471 Brake Pad Set, disc brake	953
				Rear Axle; Axle Design: 747363; Teves -brake; H 73.6 mm; Thickness [mm]: 19; prepared for wear indicator; W 89.8 mm	8DB 355 005-471 Brake Pad Set, disc brake	953
				U 1550L	114 kW	
Rear Axle; 2x; L 250 mm	8AH 355 463-301 Brake Hose	962				
Centre; 2x; L 300 mm	8AH 355 464-051 Brake Hose	962				
437.123; Brake master cylinder for the front axle; Bore Ø [mm]: 25.4	8AM 355 503-911 Master Cylinder, brakes	954				
170517-; 437.120,125,141; 2x; Bore Ø [mm]: 26.99	8AM 355 504-601 Master Cylinder, brakes	955				

















Manufacturer - Model	Power	Displ.	Year of Constr.	Remark	Part Number	Page
MERCEDES-BENZ - UNIMOG						01/55→
U 1550L	114 kW		01/92→	437.123; Brake master cylinder for the rear axle; Bore Ø [mm]: 28.57	8AM 355 504-671 Master Cylinder, brakes	955
				→170516; 437.120,125; Bore Ø [mm]: 31.75	8AM 355 504-771 Master Cylinder, brakes	957
				→04/92; 437.120,125,141; Rear Axle Left; Axle Version: 747.114,117,121,122; Bore Ø [mm]: 54; Fixed Caliper	8AN 355 441-291 Brake Caliper	948
				→04/92; 437.120,125,141; Rear Axle Right; Axle Version: 747.114,117,121,122; Bore Ø [mm]: 54; Fixed Caliper	8AN 355 441-301 Brake Caliper	948
				437.120,125,141; Rear Axle Left; Axle Version: 747.362,363; Bore Ø [mm]: 54; Fixed Caliper (2 pistons)	8AN 355 441-391 Brake Caliper	948
				437.120,125,141; Rear Axle Right; Axle Version: 747.362,363; Bore Ø [mm]: 54; Fixed Caliper (2 pistons)	8AN 355 441-401 Brake Caliper	949
				→04/92; 437.120,125,141; in front of axle / Front Axle Left; Axle Version: 737.112,117,121,122; Bore Ø [mm]: 60; Fixed Caliper	8AN 355 442-071 Brake Caliper	949
				→04/92; 437.120,125,141; in front of axle / Front Axle Right; Axle Version: 737.112,117,121,122; Bore Ø [mm]: 60; Fixed Caliper	8AN 355 442-081 Brake Caliper	949
				→04/92; 437.120,125,141; behind the axle / Front Axle Left; Axle Version: 737.112,121; Bore Ø [mm]: 60; Fixed Caliper	8AN 355 442-091 Brake Caliper	950
				→04/92; 437.120,125,141; behind the axle / Front Axle Right; Axle Version: 737.112,121; Bore Ø [mm]: 60; Fixed Caliper	8AN 355 442-101 Brake Caliper	950
				437.120,125,141; behind the axle / Rear Axle Right; Axle Version: 737.361; Bore Ø [mm]: 60; Fixed Caliper (2 pistons)	8AN 355 442-131 Brake Caliper	950
				437.120,125,141; in front of axle / Front Axle Left; Axle Version: 737.361; Bore Ø [mm]: 60; Fixed Caliper (2 pistons)	8AN 355 442-131 Brake Caliper	950
				437.120,125,141; in front of axle / Front Axle Right; Axle Version: 737.361; Bore Ø [mm]: 60; Fixed Caliper (2 pistons)	8AN 355 442-141 Brake Caliper	951
				437.120,125,141; behind the axle / Rear Axle Left; Axle Version: 737.361; Bore Ø [mm]: 60; Fixed Caliper (2 pistons)	8AN 355 442-141 Brake Caliper	951
				Front Axle; 2x; Axle Design: 737427; Teves -brake; H 81.5 mm; Thickness [mm]: 20.3; with integrated wear sensor; W 150 mm	8DB 355 005-441 Brake Pad Set, disc brake	952
				Rear Axle; Axle Design: 747427; Teves -brake; H 81.5 mm; Thickness [mm]: 20.3; with integrated wear sensor; W 150 mm	8DB 355 005-451 Brake Pad Set, disc brake	952
				Front Axle; 2x; Axle Design: 737112, 737121; Teves -brake; H 73.6 mm; Thickness [mm]: 15; prepared for wear indicator; W 89.8 mm	8DB 355 005-461 Brake Pad Set, disc brake	953
				Rear Axle; Axle Design: 747117, 747122; Teves -brake; H 73.6 mm; Thickness [mm]: 15; prepared for wear indicator; W 89.8 mm	8DB 355 005-461 Brake Pad Set, disc brake	953
				Rear Axle; Axle Design: 747363; Teves -brake; H 73.6 mm; Thickness [mm]: 19; prepared for wear indicator; W 89.8 mm	8DB 355 005-471 Brake Pad Set, disc brake	953
				Front Axle; 2x; Axle Design: 737361; Teves -brake; H 73.6 mm; Thickness [mm]: 19; prepared for wear indicator; W 89.8 mm	8DB 355 005-471 Brake Pad Set, disc brake	953
U 1550L	115 kW		05/88→	Front Axle; 2x; L 210 mm	8AH 355 462-721 Brake Hose	960
				Rear Axle; 1x; L 250 mm	8AH 355 463-301 Brake Hose	962
				Centre; 2x; L 300 mm	8AH 355 464-051 Brake Hose	962
				170517→; 2x; Bore Ø [mm]: 26.99	8AM 355 504-601 Master Cylinder, brakes	955
				→170516; Bore Ø [mm]: 31.75	8AM 355 504-771 Master Cylinder, brakes	957
				→04/92; Rear Axle Left; Axle Version: 747.114,121; Bore Ø [mm]: 54; Fixed Caliper	8AN 355 441-291 Brake Caliper	948
				→04/92; Rear Axle Right; Axle Version: 747.114,121; Bore Ø [mm]: 54; Fixed Caliper	8AN 355 441-301 Brake Caliper	948
				Rear Axle Left; Axle Version: 747.362; Bore Ø [mm]: 54; Fixed Caliper (2 pistons)	8AN 355 441-391 Brake Caliper	948
				Rear Axle Right; Axle Version: 747.362; Bore Ø [mm]: 54; Fixed Caliper (2 pistons)	8AN 355 441-401 Brake Caliper	949
				→04/92; in front of axle / Front Axle Left; Axle Version: 737.112,121; Bore Ø [mm]: 60; Fixed Caliper	8AN 355 442-071 Brake Caliper	949
				→04/92; in front of axle / Front Axle Right; Axle Version: 737.112,121; Bore Ø [mm]: 60; Fixed Caliper	8AN 355 442-081 Brake Caliper	949

Manufacturer - Model	Power	Displ.	Year of Constr.	Remark	Part Number	Page
MERCEDES-BENZ - UNIMOG						01/55→
U 1550L	115 kW		05/88→	→04/92; behind the axle / Front Axle Left; Axle Version: 737.112,121; Bore Ø [mm]: 60; Fixed Caliper	8AN 355 442-091 Brake Caliper	950
				→04/92; behind the axle / Front Axle Right; Axle Version: 737.112,121; Bore Ø [mm]: 60; Fixed Caliper	8AN 355 442-101 Brake Caliper	950
				in front of axle / Front Axle Left; Axle Version: 737.361; Bore Ø [mm]: 60; Fixed Caliper (2 pistons)	8AN 355 442-131 Brake Caliper	950
				behind the axle / Front Axle Right; Axle Version: 737.361; Bore Ø [mm]: 60; Fixed Caliper (2 pistons)	8AN 355 442-131 Brake Caliper	950
				in front of axle / Front Axle Right; Axle Version: 737.361; Bore Ø [mm]: 60; Fixed Caliper (2 pistons)	8AN 355 442-141 Brake Caliper	951
				behind the axle / Front Axle Left; Axle Version: 737.361; Bore Ø [mm]: 60; Fixed Caliper (2 pistons)	8AN 355 442-141 Brake Caliper	951
				Rear Axle; Axle Design: 747114, 747121; Teves -brake; H 73.6 mm; Thickness [mm]: 15; prepared for wear indicator; W 89.8 mm	8DB 355 005-461 Brake Pad Set, disc brake	953
				Front Axle; 2x; Axle Design: 737112, 737121; Teves -brake; H 73.6 mm; Thickness [mm]: 15; prepared for wear indicator; W 89.8 mm	8DB 355 005-461 Brake Pad Set, disc brake	953
				Rear Axle; Axle Design: 747362; Teves -brake; H 73.6 mm; Thickness [mm]: 19; prepared for wear indicator; W 89.8 mm	8DB 355 005-471 Brake Pad Set, disc brake	953
				Front Axle; 2x; Axle Design: 737361; Teves -brake; H 73.6 mm; Thickness [mm]: 19; prepared for wear indicator; W 89.8 mm	8DB 355 005-471 Brake Pad Set, disc brake	953
				Front Axle; 2x; L 210 mm	8AH 355 462-721 Brake Hose	960
				Rear Axle; 2x; L 250 mm	8AH 355 463-301 Brake Hose	962
				Centre; 2x; L 300 mm	8AH 355 464-051 Brake Hose	962
				U 1550L	125 kW	
☞ 170517-; ☞ 437.111,120; 2x; Bore Ø [mm]: 26.99	8AM 355 504-601 Master Cylinder, brakes	955				
☞ 437.123; Brake master cylinder for the rear axle; Bore Ø [mm]: 28.57	8AM 355 504-671 Master Cylinder, brakes	955				
☞ →170516; ☞ 437.111,120; Bore Ø [mm]: 31.75	8AM 355 504-771 Master Cylinder, brakes	957				
→04/92; ☞ 437.111,120; Rear Axle Left; Axle Version: 747.114,117,121,122; Bore Ø [mm]: 54; Fixed Caliper	8AN 355 441-291 Brake Caliper	948				
→04/92; ☞ 437.111,120; Rear Axle Right; Axle Version: 747.114,117,121,122; Bore Ø [mm]: 54; Fixed Caliper	8AN 355 441-301 Brake Caliper	948				
☞ 437.111,120; Rear Axle Left; Axle Version: 747.362,363; Bore Ø [mm]: 54; Fixed Caliper (2 pistons)	8AN 355 441-391 Brake Caliper	948				
☞ 437.111,120; Rear Axle Right; Axle Version: 747.362,363; Bore Ø [mm]: 54; Fixed Caliper (2 pistons)	8AN 355 441-401 Brake Caliper	949				
→04/92; ☞ 437.111,120; in front of axle / Front Axle Left; Axle Version: 737.112,117,121,122; Bore Ø [mm]: 60; Fixed Caliper	8AN 355 442-071 Brake Caliper	949				
→04/92; ☞ 437.111,120; in front of axle / Front Axle Right; Axle Version: 737.112,117,121,122; Bore Ø [mm]: 60; Fixed Caliper	8AN 355 442-081 Brake Caliper	949				
→04/92; ☞ 437.111,120; behind the axle / Front Axle Left; Axle Version: 737.112,121; Bore Ø [mm]: 60; Fixed Caliper	8AN 355 442-091 Brake Caliper	950				
→04/92; ☞ 437.111,120; behind the axle / Front Axle Right; Axle Version: 737.112,121; Bore Ø [mm]: 60; Fixed Caliper	8AN 355 442-101 Brake Caliper	950				
☞ 437.111,120; behind the axle / Rear Axle Right; Axle Version: 737.361; Bore Ø [mm]: 60; Fixed Caliper (2 pistons)	8AN 355 442-131 Brake Caliper	950				
☞ 437.111,120; in front of axle / Front Axle Left; Axle Version: 737.361; Bore Ø [mm]: 60; Fixed Caliper (2 pistons)	8AN 355 442-131 Brake Caliper	950				
☞ 437.111,120; in front of axle / Front Axle Right; Axle Version: 737.361; Bore Ø [mm]: 60; Fixed Caliper (2 pistons)	8AN 355 442-141 Brake Caliper	951				
☞ 437.111,120; behind the axle / Rear Axle Left; Axle Version: 737.361; Bore Ø [mm]: 60; Fixed Caliper (2 pistons)	8AN 355 442-141 Brake Caliper	951				
Front Axle; 2x; Axle Design: 737427; Teves -brake; H 81.5 mm; Thickness [mm]: 20.3; with integrated wear sensor; W 150 mm	8DB 355 005-441 Brake Pad Set, disc brake	952				

Manufacturer - Model	Power	Displ.	Year of Constr.	Remark	Part Number	Page
MERCEDES-BENZ - UNIMOG						01/55→
U 1550L	125 kW		01/92→	Rear Axle; Axle Design: 747427; Teves -brake; H 81.5 mm; Thickness [mm]: 20.3; with integrated wear sensor; W 150 mm	8DB 355 005-451 Brake Pad Set, disc brake	952
				Rear Axle; Axle Design: 747117, 747122; Teves -brake; H 73.6 mm; Thickness [mm]: 15; prepared for wear indicator; W 89.8 mm	8DB 355 005-461 Brake Pad Set, disc brake	953
				Front Axle; 2x; Axle Design: 737112, 737121; Teves -brake; H 73.6 mm; Thickness [mm]: 15; prepared for wear indicator; W 89.8 mm	8DB 355 005-461 Brake Pad Set, disc brake	953
				Rear Axle; Axle Design: 747363; Teves -brake; H 73.6 mm; Thickness [mm]: 19; prepared for wear indicator; W 89.8 mm	8DB 355 005-471 Brake Pad Set, disc brake	953
				Front Axle; 2x; Axle Design: 737361; Teves -brake; H 73.6 mm; Thickness [mm]: 19; prepared for wear indicator; W 89.8 mm	8DB 355 005-471 Brake Pad Set, disc brake	953
U 1550L U 1550L	150 - 157 kW 177 kW		05/88→ 05/88→	Front Axle; 2x; L 210 mm	8AH 355 462-721 Brake Hose	960
				Rear Axle; 1x; L 250 mm	8AH 355 463-301 Brake Hose	962
				Centre; 2x; L 300 mm	8AH 355 464-051 Brake Hose	962
				170517→; 2x; Bore Ø [mm]: 26.99	8AM 355 504-601 Master Cylinder, brakes	955
				→170516; Bore Ø [mm]: 31.75	8AM 355 504-771 Master Cylinder, brakes	957
				→04/92; Rear Axle Left; Axle Version: 747.114,117,121,122; Bore Ø [mm]: 54; Fixed Caliper	8AN 355 441-291 Brake Caliper	948
				→04/92; Rear Axle Right; Axle Version: 747.114,117,121,122; Bore Ø [mm]: 54; Fixed Caliper	8AN 355 441-301 Brake Caliper	948
				Rear Axle Left; Axle Version: 747.362,363; Bore Ø [mm]: 54; Fixed Caliper (2 pistons)	8AN 355 441-391 Brake Caliper	948
				Rear Axle Right; Axle Version: 747.362,363; Bore Ø [mm]: 54; Fixed Caliper (2 pistons)	8AN 355 441-401 Brake Caliper	949
				→04/92; in front of axle / Front Axle Left; Axle Version: 737.112,121; Bore Ø [mm]: 60; Fixed Caliper	8AN 355 442-071 Brake Caliper	949
				→04/92; in front of axle / Front Axle Right; Axle Version: 737.112,121; Bore Ø [mm]: 60; Fixed Caliper	8AN 355 442-081 Brake Caliper	949
				→04/92; behind the axle / Front Axle Left; Axle Version: 737.112,121; Bore Ø [mm]: 60; Fixed Caliper	8AN 355 442-091 Brake Caliper	950
				→04/92; behind the axle / Front Axle Right; Axle Version: 737.112,121; Bore Ø [mm]: 60; Fixed Caliper	8AN 355 442-101 Brake Caliper	950
				in front of axle / Front Axle Left; Axle Version: 737.361; Bore Ø [mm]: 60; Fixed Caliper (2 pistons)	8AN 355 442-131 Brake Caliper	950
				behind the axle / Front Axle Right; Axle Version: 737.361; Bore Ø [mm]: 60; Fixed Caliper (2 pistons)	8AN 355 442-131 Brake Caliper	950
				in front of axle / Front Axle Right; Axle Version: 737.361; Bore Ø [mm]: 60; Fixed Caliper (2 pistons)	8AN 355 442-141 Brake Caliper	951
				behind the axle / Front Axle Left; Axle Version: 737.361; Bore Ø [mm]: 60; Fixed Caliper (2 pistons)	8AN 355 442-141 Brake Caliper	951
				Rear Axle; Axle Design: 747114, 747121; Teves -brake; H 73.6 mm; Thickness [mm]: 15; prepared for wear indicator; W 89.8 mm	8DB 355 005-461 Brake Pad Set, disc brake	953
				Front Axle; 2x; Axle Design: 737112, 737121; Teves -brake; H 73.6 mm; Thickness [mm]: 15; prepared for wear indicator; W 89.8 mm	8DB 355 005-461 Brake Pad Set, disc brake	953
				Rear Axle; Axle Design: 747362; Teves -brake; H 73.6 mm; Thickness [mm]: 19; prepared for wear indicator; W 89.8 mm	8DB 355 005-471 Brake Pad Set, disc brake	953
				Front Axle; 2x; Axle Design: 737361; Teves -brake; H 73.6 mm; Thickness [mm]: 19; prepared for wear indicator; W 89.8 mm	8DB 355 005-471 Brake Pad Set, disc brake	953
U 1600	115 kW		01/88→	Front Axle; 4x; L 220 mm	8AH 355 462-901 Brake Hose	960
				Rear Axle; 1x; L 250 mm	8AH 355 463-291 Brake Hose	961
				Centre; 2x; L 300 mm	8AH 355 464-051 Brake Hose	962
				172296→; →184492; 2x; Bore Ø [mm]: 26.99	8AM 355 504-601 Master Cylinder, brakes	955
				184493→; Brake master cylinder for the front axle; Bore Ø [mm]: 26.99	8AM 355 504-601 Master Cylinder, brakes	955
				184493→; Brake master cylinder for the rear axle; Bore Ø [mm]: 28.57	8AM 355 504-671 Master Cylinder, brakes	955

Manufacturer - Model	Power	Displ.	Year of Constr.	Remark	Part Number	Page	
MERCEDES-BENZ - UNIMOG						01/55→	
U 1600	115 kW		01/88→	 →172295; Bore Ø [mm]: 31.75	8AM 355 504-771	957	
					Master Cylinder, brakes		
				Rear Axle Left; Axle Version: 747.424; Bore Ø [mm]: 54; Fixed Caliper (2 pistons)	8AN 355 441-391	948	
				Rear Axle Right; Axle Version: 747.424; Bore Ø [mm]: 54; Fixed Caliper (2 pistons)	8AN 355 441-401	949	
				Front Axle; 2x; Teves -brake; H 81.5 mm; Thickness [mm]: 20.3; with integrated wear sensor; W 150 mm	8DB 355 005-441	952	
				Rear Axle; not for axle design: 747424; Teves -brake; H 81.5 mm; Thickness [mm]: 20.3; with integrated wear sensor; W 150 mm	8DB 355 005-451	952	
U 1600	150 - 157 kW		09/89→	Front Axle; 4x; L 220 mm	8AH 355 462-901	960	
					Hose		
				Rear Axle; 1x; L 250 mm	8AH 355 463-291	961	
					Hose		
				Centre; 2x; L 300 mm	8AH 355 464-051	962	
					Hose		
				 →184492; 2x; Bore Ø [mm]: 26.99	8AM 355 504-601	955	
					Master Cylinder, brakes		
				 184493→; Bore Ø [mm]: 28.57	8AM 355 504-671	955	
					Master Cylinder, brakes		
				Rear Axle Left; Axle Version: 747.424; Bore Ø [mm]: 54; Fixed Caliper (2 pistons)	8AN 355 441-391	948	
				Rear Axle Right; Axle Version: 747.424; Bore Ø [mm]: 54; Fixed Caliper (2 pistons)	8AN 355 441-401	949	
Front Axle; 2x; Teves -brake; H 81.5 mm; Thickness [mm]: 20.3; with integrated wear sensor; W 150 mm	8DB 355 005-441	952					
	Pad Set, disc brake						
Rear Axle; 2x; Teves -brake; H 81.5 mm; Thickness [mm]: 20.3; with integrated wear sensor; W 150 mm	8DB 355 005-451	952					
	Pad Set, disc brake						
U 1600	177 kW		05/91→	Front Axle; 4x; L 220 mm	8AH 355 462-901	960	
					Hose		
				Rear Axle; 1x; L 250 mm	8AH 355 463-291	961	
					Hose		
				Centre; 2x; L 300 mm	8AH 355 464-051	962	
					Hose		
				 →184492; 2x; Bore Ø [mm]: 26.99	8AM 355 504-601	955	
					Master Cylinder, brakes		
				 184493→; Bore Ø [mm]: 28.57	8AM 355 504-671	955	
					Master Cylinder, brakes		
				Rear Axle Left; Axle Version: 747.424; Bore Ø [mm]: 54; Fixed Caliper (2 pistons)	8AN 355 441-391	948	
				Rear Axle Right; Axle Version: 747.424; Bore Ø [mm]: 54; Fixed Caliper (2 pistons)	8AN 355 441-401	949	
Front Axle; 2x; Teves -brake; H 81.5 mm; Thickness [mm]: 20.3; with integrated wear sensor; W 150 mm	8DB 355 005-441	952					
	Pad Set, disc brake						
Rear Axle; Axle Design: 747430; Teves -brake; H 81.5 mm; Thickness [mm]: 20.3; with integrated wear sensor; W 150 mm	8DB 355 005-451	952					
	Pad Set, disc brake						
U 1650,U 1650L	115 kW		01/88→	Front Axle; 4x; L 220 mm	8AH 355 462-901	960	
					Hose		
				Rear Axle; 1x; L 250 mm	8AH 355 463-291	961	
					Hose		
				Centre; 2x; L 300 mm	8AH 355 464-051	962	
					Hose		
				 184493→; Brake master cylinder for the front axle; Bore Ø [mm]: 26.99	8AM 355 504-601	955	
					Master Cylinder, brakes		
				 172296→;  →184492; 2x; Bore Ø [mm]: 26.99	8AM 355 504-601	955	
					Master Cylinder, brakes		
				 184493→; Brake master cylinder for the rear axle; Bore Ø [mm]: 28.57	8AM 355 504-671	955	
					Master Cylinder, brakes		
				 →172295; Bore Ø [mm]: 31.75	8AM 355 504-771	957	
					Master Cylinder, brakes		
				Rear Axle Left; Axle Version: 747.425; Bore Ø [mm]: 54; Fixed Caliper (2 pistons)	8AN 355 441-391	948	
Rear Axle Right; Axle Version: 747.425; Bore Ø [mm]: 54; Fixed Caliper (2 pistons)	8AN 355 441-401	949					
Front Axle; 2x; Teves -brake; H 81.5 mm; Thickness [mm]: 20.3; with integrated wear sensor; W 150 mm	8DB 355 005-441	952					
	Pad Set, disc brake						
Rear Axle; Axle Design: 747431, 747423; Teves -brake; H 81.5 mm; Thickness [mm]: 20.3; with integrated wear sensor; W 150 mm	8DB 355 005-451	952					
	Pad Set, disc brake						





Manufacturer - Model	Power	Displ.	Year of Constr.	Remark	Part Number	Page				
MERCEDES-BENZ - UNIMOG						01/55→				
U 1650,U 1650L	150 - 157 kW		09/89→	Front Axle; 4x; L 220 mm	8AH 355 462-901 Brake Hose	960				
				Rear Axle; 1x; L 250 mm	8AH 355 463-291 Brake Hose	961				
				Centre; 2x; L 300 mm	8AH 355 464-051 Brake Hose	962				
				 →184492; Bore Ø [mm]: 26.99	8AM 355 504-601 Master Cylinder, brakes	955				
				 184493→; Bore Ø [mm]: 28.57	8AM 355 504-671 Master Cylinder, brakes	955				
				Rear Axle Left; Axle Version: 747.425; Bore Ø [mm]: 54; Fixed Caliper (2 pistons)	8AN 355 441-391 Brake Caliper	948				
				Rear Axle Right; Axle Version: 747.425; Bore Ø [mm]: 54; Fixed Caliper (2 pistons)	8AN 355 441-401 Brake Caliper	949				
				Front Axle; Teves -brake; H 81.5 mm; Thickness [mm]: 20.3; with integrated wear sensor; W 150 mm	8DB 355 005-441 Brake Pad Set, disc brake	952				
				Rear Axle; Teves -brake; H 81.5 mm; Thickness [mm]: 20.3; with integrated wear sensor; W 150 mm	8DB 355 005-451 Brake Pad Set, disc brake	952				
U 1650,U 1650L	177 kW		05/91→	Front Axle; 4x; L 220 mm	8AH 355 462-901 Brake Hose	960				
				Rear Axle; 1x; L 250 mm	8AH 355 463-291 Brake Hose	961				
				Centre; 2x; L 300 mm	8AH 355 464-051 Brake Hose	962				
				 →184492; Bore Ø [mm]: 26.99	8AM 355 504-601 Master Cylinder, brakes	955				
				 184493→; Bore Ø [mm]: 28.57	8AM 355 504-671 Master Cylinder, brakes	955				
				Rear Axle Left; Axle Version: 747.425; Bore Ø [mm]: 54; Fixed Caliper (2 pistons)	8AN 355 441-391 Brake Caliper	948				
				Rear Axle Right; Axle Version: 747.425; Bore Ø [mm]: 54; Fixed Caliper (2 pistons)	8AN 355 441-401 Brake Caliper	949				
				Front Axle; 2x; Teves -brake; H 81.5 mm; Thickness [mm]: 20.3; with integrated wear sensor; W 150 mm	8DB 355 005-441 Brake Pad Set, disc brake	952				
				Rear Axle; Axle Design: 747431; Teves -brake; H 81.5 mm; Thickness [mm]: 20.3; with integrated wear sensor; W 150 mm	8DB 355 005-451 Brake Pad Set, disc brake	952				
U 1700,U 1700L	124 kW		05/78→09/88	 128287→; Front Axle; 4x; L 210 mm	8AH 355 462-721 Brake Hose	960				
				 →128286; Front Axle; 4x; L 220 mm	8AH 355 462-901 Brake Hose	960				
				Rear Axle; 1x; L 300 mm	8AH 355 464-021 Brake Hose	962				
				Centre; 2x; L 300 mm	8AH 355 464-051 Brake Hose	962				
				Bore Ø [mm]: 31.75	8AM 355 504-771 Master Cylinder, brakes	957				
				Front Axle; 2x; Teves -brake; H 81.5 mm; Thickness [mm]: 20.3; with integrated wear sensor; W 150 mm	8DB 355 005-441 Brake Pad Set, disc brake	952				
				Rear Axle; Teves -brake; H 81.5 mm; Thickness [mm]: 20.3; with integrated wear sensor; W 150 mm	8DB 355 005-441 Brake Pad Set, disc brake	952				
				U 1700, U 1700 L	122 - 125 kW		09/88→	Front Axle; 4x; L 210 mm	8AH 355 462-721 Brake Hose	960
								Rear Axle; 1x; L 250 mm	8AH 355 463-291 Brake Hose	961
Centre; 2x; L 300 mm	8AH 355 464-051 Brake Hose	962								
 178476→; Brake master cylinder for the front axle; Bore Ø [mm]: 25.4	8AM 355 503-911 Master Cylinder, brakes	954								
 178476→; Brake master cylinder for the rear axle; Bore Ø [mm]: 26.99	8AM 355 504-601 Master Cylinder, brakes	955								
 →178475; Bore Ø [mm]: 31.75	8AM 355 504-771 Master Cylinder, brakes	957								
Front Axle; 2x; Teves -brake; H 81.5 mm; Thickness [mm]: 20.3; with integrated wear sensor; W 150 mm	8DB 355 005-441 Brake Pad Set, disc brake	952								
Rear Axle; Teves -brake; H 81.5 mm; Thickness [mm]: 20.3; with integrated wear sensor; W 150 mm	8DB 355 005-451 Brake Pad Set, disc brake	952								
U 1700L	124 kW		05/78→09/88					 128287→; Front Axle; 4x; L 210 mm	8AH 355 462-721 Brake Hose	960









Manufacturer - Model	Power	Displ.	Year of Constr.	Remark	Part Number	Page				
MERCEDES-BENZ - UNIMOG						01/55→				
U 1700L	124 kW		05/78→09/88	 →128286; Front Axle; 4x ; L 220 mm	8AH 355 462-901 Brake Hose	960				
				Rear Axle; 1x ; L 300 mm	8AH 355 464-021 Brake Hose	962				
				Centre; 2x ; L 300 mm	8AH 355 464-051 Brake Hose	962				
				Bore Ø [mm]: 31.75	8AM 355 504-771 Master Cylinder, brakes	957				
				Front Axle; 2x ; Teves -brake; H 81.5 mm; Thickness [mm]: 20.3; with integrated wear sensor; W 150 mm	8DB 355 005-441 Brake Pad Set, disc brake	952				
				Rear Axle ; Teves -brake; H 81.5 mm; Thickness [mm]: 20.3; with integrated wear sensor; W 150 mm	8DB 355 005-451 Brake Pad Set, disc brake	952				
U 1700T	122 - 125 kW		09/88→	Front Axle; 4x ; L 210 mm	8AH 355 462-721 Brake Hose	960				
				Centre; 2x ; L 300 mm	8AH 355 464-051 Brake Hose	962				
				Bore Ø [mm]: 31.75	8AM 355 504-771 Master Cylinder, brakes	957				
				Front Axle; 2x ; Teves -brake; H 81.5 mm; Thickness [mm]: 20.3; with integrated wear sensor; W 150 mm	8DB 355 005-441 Brake Pad Set, disc brake	952				
U 1750,U 1750L	122 - 127 kW		09/88→	Front Axle; 2x ; L 210 mm	8AH 355 462-721 Brake Hose	960				
				Centre; 2x ; L 300 mm	8AH 355 464-051 Brake Hose	962				
				 170517→;  →178288; 2x ; Bore Ø [mm]: 25.4	8AM 355 503-911 Master Cylinder, brakes	954				
				 176401→;  →178288; 2x ; Bore Ø [mm]: 25.4	8AM 355 503-911 Master Cylinder, brakes	954				
				 178289→; Brake master cylinder for the front axle ; Bore Ø [mm]: 25.4	8AM 355 503-911 Master Cylinder, brakes	954				
				 178289→; Brake master cylinder for the rear axle ; Bore Ø [mm]: 28.57	8AM 355 504-671 Master Cylinder, brakes	955				
				 →170516; Bore Ø [mm]: 31.75	8AM 355 504-771 Master Cylinder, brakes	957				
				 →176400; Bore Ø [mm]: 31.75	8AM 355 504-771 Master Cylinder, brakes	957				
				Front Axle; 2x ; Teves -brake; H 81.5 mm; Thickness [mm]: 20.3; with integrated wear sensor; W 150 mm	8DB 355 005-441 Brake Pad Set, disc brake	952				
				Rear Axle ; Teves -brake; H 81.5 mm; Thickness [mm]: 20.3; with integrated wear sensor; W 150 mm	8DB 355 005-451 Brake Pad Set, disc brake	952				
				U 1800 U 2100 U 2400	132 kW 155 - 157 kW 177 kW		04/92→ 09/89→ 05/91→	Front Axle; 2x ; L 210 mm	8AH 355 462-721 Brake Hose	960
								Centre; 2x ; L 300 mm	8AH 355 464-051 Brake Hose	962
 178476→; Brake master cylinder for the front axle ; Bore Ø [mm]: 25.4	8AM 355 503-911 Master Cylinder, brakes	954								
 178476→; Brake master cylinder for the rear axle ; Bore Ø [mm]: 26.99	8AM 355 504-601 Master Cylinder, brakes	955								
 →178475; Bore Ø [mm]: 31.75	8AM 355 504-771 Master Cylinder, brakes	957								
Front Axle; 2x ; Teves -brake; H 81.5 mm; Thickness [mm]: 20.3; with integrated wear sensor; W 150 mm	8DB 355 005-441 Brake Pad Set, disc brake	952								
Rear Axle ; Teves -brake; H 81.5 mm; Thickness [mm]: 20.3; with integrated wear sensor; W 150 mm	8DB 355 005-451 Brake Pad Set, disc brake	952								
Front Axle; 2x ; L 210 mm	8AH 355 462-721 Brake Hose	960								
U 1800T U 2100T	132 kW 155 - 157 kW		04/92→ 09/89→	Centre; 2x ; L 300 mm	8AH 355 464-051 Brake Hose	962				
				 184011→;  →184507; Bore Ø [mm]: 25.4	8AM 355 503-911 Master Cylinder, brakes	954				
				 184508→; Bore Ø [mm]: 28.57	8AM 355 504-671 Master Cylinder, brakes	955				
				 →184010; Bore Ø [mm]: 31.75	8AM 355 504-771 Master Cylinder, brakes	957				
				Front Axle; 2x ; Teves -brake; H 81.5 mm; Thickness [mm]: 20.3; with integrated wear sensor; W 150 mm	8DB 355 005-441 Brake Pad Set, disc brake	952				
				Front Axle; 2x ; L 210 mm	8AH 355 462-721 Brake Hose	960				
U 1850,U 1850L	132 kW		04/92→							

Manufacturer - Model	Power	Displ.	Year of Constr.	Remark	Part Number	Page
MERCEDES-BENZ - UNIMOG						01/55→
U 1850,U 1850L	132 kW		04/92→	Centre; 2x; L 300 mm	8AH 355 464-051 Brake Hose	962
				176401→; →178288; 2x; Bore Ø [mm]: 25.4	8AM 355 503-911 Master Cylinder, brakes	954
				178289→; Brake master cylinder for the front axle; Bore Ø [mm]: 25.4	8AM 355 503-911 Master Cylinder, brakes	954
				178289→; Brake master cylinder for the rear axle; Bore Ø [mm]: 28.57	8AM 355 504-671 Master Cylinder, brakes	955
				→176400; Bore Ø [mm]: 31.75	8AM 355 504-771 Master Cylinder, brakes	957
				Front Axle; 2x; Teves -brake; H 81.5 mm; Thickness [mm]: 20.3; with integrated wear sensor; W 150 mm	8DB 355 005-441 Brake Pad Set, disc brake	952
				Rear Axle; Teves -brake; H 81.5 mm; Thickness [mm]: 20.3; with integrated wear sensor; W 150 mm	8DB 355 005-451 Brake Pad Set, disc brake	952
				U 2150	155 - 157 kW	
Rear Axle; 1x; L 250 mm	8AH 355 463-301 Brake Hose	962				
Centre; 2x; L 300 mm	8AH 355 464-051 Brake Hose	962				
176401→; →178288; 2x; Bore Ø [mm]: 25.4	8AM 355 503-911 Master Cylinder, brakes	954				
178289→; Brake master cylinder for the front axle; Bore Ø [mm]: 25.4	8AM 355 503-911 Master Cylinder, brakes	954				
178289→; Brake master cylinder for the rear axle; Bore Ø [mm]: 28.57	8AM 355 504-671 Master Cylinder, brakes	955				
→176400; Bore Ø [mm]: 31.75	8AM 355 504-771 Master Cylinder, brakes	957				
Front Axle; 2x; Teves -brake; H 81.5 mm; Thickness [mm]: 20.3; with integrated wear sensor; W 150 mm	8DB 355 005-441 Brake Pad Set, disc brake	952				
U 2150,U 2150L U 2150,U 2150L U 2450,U 2450L	155 - 157 kW 177 kW 177 kW		09/89→ 09/89→ 05/91→	Front Axle; 2x; L 210 mm	8AH 355 462-721 Brake Hose	960
				Centre; 2x; L 300 mm	8AH 355 464-051 Brake Hose	962
				170517→; →178288; 2x; Bore Ø [mm]: 25.4	8AM 355 503-911 Master Cylinder, brakes	954
				178289→; Brake master cylinder for the front axle; Bore Ø [mm]: 25.4	8AM 355 503-911 Master Cylinder, brakes	954
				178289→; Brake master cylinder for the rear axle; Bore Ø [mm]: 28.57	8AM 355 504-671 Master Cylinder, brakes	955
				→170516; Bore Ø [mm]: 31.75	8AM 355 504-771 Master Cylinder, brakes	957
				Front Axle; 2x; Teves -brake; H 81.5 mm; Thickness [mm]: 20.3; with integrated wear sensor; W 150 mm	8DB 355 005-441 Brake Pad Set, disc brake	952
				Rear Axle; Teves -brake; H 81.5 mm; Thickness [mm]: 20.3; with integrated wear sensor; W 150 mm	8DB 355 005-451 Brake Pad Set, disc brake	952
U 2400TG	177 kW		07/93→	Front Axle; 2x; L 210 mm	8AH 355 462-721 Brake Hose	960
				Centre; 1x; L 300 mm	8AH 355 464-051 Brake Hose	962
				Bore Ø [mm]: 25.4	8AM 355 503-911 Master Cylinder, brakes	954
				Front Axle; 2x; Teves -brake; H 81.5 mm; Thickness [mm]: 20.3; with integrated wear sensor; W 150 mm	8DB 355 005-441 Brake Pad Set, disc brake	952
U 2450L	177 kW		07/93→	Front Axle; 2x; L 210 mm	8AH 355 462-721 Brake Hose	960
				at brake caliper; 1x; L 220 mm	8AH 355 462-901 Brake Hose	960
				Centre; 1x; L 300 mm	8AH 355 464-051 Brake Hose	962
				Rear Axle; 1x; L 500 mm	8AH 355 467-341 Brake Hose	965
				2x; Bore Ø [mm]: 25.4	8AM 355 503-911 Master Cylinder, brakes	954
				Front Axle; 2x; Teves -brake; H 81.5 mm; Thickness [mm]: 20.3; with integrated wear sensor; W 150 mm	8DB 355 005-441 Brake Pad Set, disc brake	952

Manufacturer - Model	Power	Displ.	Year of Constr.	Remark	Part Number	Page
MERCEDES-BENZ - UNIMOG						01/55→
U 2450L	177 kW		07/93→	Rear Axle; Teves -brake; H 81.5 mm; Thickness [mm]: 20.3; with integrated wear sensor; W 150 mm	8DB 355 005-451 Brake Pad Set, disc brake	952
U 300	110 kW		03/00→	Front Axle; 2x; L 250 mm	8AH 355 463-291 Brake Hose	961
U 300	130 kW		03/00→	Centre; 1x; L 250 mm	8AH 355 463-301 Brake Hose	962
				Centre; 1x; L 300 mm	8AH 355 464-051 Brake Hose	962
				3x; Bore Ø [mm]: 26.99	8AM 355 504-601 Master Cylinder, brakes	955
				for special-purpose vehicles; Brake master cylinder for the front axle; Bore Ø [mm]: 28.57	8AM 355 504-671 Master Cylinder, brakes	955
				Rear Axle Left; Brake Caliper with integrated parking brake; Bore Ø [mm]: 54; Fixed Caliper (2 pistons)	8AN 355 441-391 Brake Caliper	948
				Rear Axle Right; Brake Caliper with integrated parking brake; Bore Ø [mm]: 54; Fixed Caliper (2 pistons)	8AN 355 441-401 Brake Caliper	949
				Front Axle Right / behind the axle; Bore Ø [mm]: 60; Fixed Caliper (2 pistons)	8AN 355 442-131 Brake Caliper	950
				Rear Axle Right; for special-purpose vehicles; Bore Ø [mm]: 60; Fixed Caliper (2 pistons)	8AN 355 442-131 Brake Caliper	950
				Front Axle Left / in front of axle; Bore Ø [mm]: 60; Fixed Caliper (2 pistons)	8AN 355 442-131 Brake Caliper	950
				Front Axle Left / behind the axle; Bore Ø [mm]: 60; Fixed Caliper (2 pistons)	8AN 355 442-141 Brake Caliper	951
				Front Axle Right / in front of axle; Bore Ø [mm]: 60; Fixed Caliper (2 pistons)	8AN 355 442-141 Brake Caliper	951
				Rear Axle Left; for special-purpose vehicles; Bore Ø [mm]: 60; Fixed Caliper (2 pistons)	8AN 355 442-141 Brake Caliper	951
				Rear Axle; 2x; Teves -brake; H 73.6 mm; Thickness [mm]: 19; prepared for wear indicator; W 89.8 mm	8DB 355 005-471 Brake Pad Set, disc brake	953
				Front Axle; 2x; Teves -brake; H 73.6 mm; Thickness [mm]: 19; prepared for wear indicator; W 89.8 mm	8DB 355 005-471 Brake Pad Set, disc brake	953
U 3000	110 - 115 kW		09/02→	Front Axle; 2x; L 210 mm	8AH 355 462-721 Brake Hose	960
U 4000	110 - 115 kW		09/02→	Rear Axle; + ABS; 1x; L 220 mm	8AH 355 462-901 Brake Hose	960
U 3000	130 kW		09/02→	Rear Axle; - ABS; 1x; L 250 mm	8AH 355 463-301 Brake Hose	962
				Centre; 2x; L 300 mm	8AH 355 464-051 Brake Hose	962
				for special-purpose vehicles; for vehicles with double-cab; Brake master cylinder for the front axle; Bore Ø [mm]: 25.4	8AM 355 503-911 Master Cylinder, brakes	954
				- ABS; 2x; Bore Ø [mm]: 26.99	8AM 355 504-601 Master Cylinder, brakes	955
				4x; Bore Ø [mm]: 28.57	8AM 355 504-671 Master Cylinder, brakes	955
				Rear Axle Left / behind the axle; Bore Ø [mm]: 54; Fixed Caliper (2 pistons)	8AN 355 441-391 Brake Caliper	948
				Rear Axle Right / behind the axle; Bore Ø [mm]: 54; Fixed Caliper (2 pistons)	8AN 355 441-401 Brake Caliper	949
				Front Axle Left / in front of axle; Bore Ø [mm]: 60; Fixed Caliper (2 pistons)	8AN 355 442-131 Brake Caliper	950
				Rear Axle Right / in front of axle; Bore Ø [mm]: 60; Fixed Caliper (2 pistons)	8AN 355 442-131 Brake Caliper	950
				Rear Axle Left / in front of axle; Bore Ø [mm]: 60; Fixed Caliper (2 pistons)	8AN 355 442-141 Brake Caliper	951
				Front Axle Right / in front of axle; Bore Ø [mm]: 60; Fixed Caliper (2 pistons)	8AN 355 442-141 Brake Caliper	951
				Rear Axle; Teves -brake; H 73.6 mm; Thickness [mm]: 19; prepared for wear indicator; W 89.8 mm	8DB 355 005-471 Brake Pad Set, disc brake	953
				Front Axle; Teves -brake; H 73.6 mm; Thickness [mm]: 19; prepared for wear indicator; W 89.8 mm	8DB 355 005-471 Brake Pad Set, disc brake	953
U 40	29 kW		01/66→04/71	Centre; 1x; L 190 mm	8AH 355 462-451 Brake Hose	960
U 45	33 kW		01/66→04/71	Front Axle; 2x; L 220 mm	8AH 355 462-901 Brake Hose	960
				Rear Axle; 1x; L 220 mm	8AH 355 462-901 Brake Hose	960

Manufacturer - Model	Power	Displ.	Year of Constr.	Remark	Part Number	Page
MERCEDES-BENZ - UNIMOG						01/55→
U 40 U 45	29 kW 33 kW		01/66→04/71 01/66→04/71	at master cylinder; 1x; L 250 mm	8AH 355 463-251 Brake Hose	961
				Bore Ø 1 / Bore Ø 2 [mm]: 20,64/28,57	8AM 355 500-721 Master Cylinder, brakes	954
				Rear Axle; Bore Ø [mm]: 20.64	8AW 355 532-631 Wheel Brake Cylinder	958
				Front Axle; Bore Ø [mm]: 34.92	8AW 355 533-561 Wheel Brake Cylinder	959
U 4000	160 kW		09/02→	Front Axle; Teves -brake; H 73.6 mm; Thickness [mm]: 19; prepared for wear indicator; W 89.8 mm	8DB 355 005-471 Brake Pad Set, disc brake	953
				Rear Axle; Teves -brake; H 73.6 mm; Thickness [mm]: 19; prepared for wear indicator; W 89.8 mm	8DB 355 005-471 Brake Pad Set, disc brake	953
U 5000	160 kW		09/02→	Front Axle; 2x; L 210 mm	8AH 355 462-721 Brake Hose	960
				Centre; 3x; L 300 mm	8AH 355 464-051 Brake Hose	962
				Bore Ø [mm]: 26.99	8AM 355 504-601 Master Cylinder, brakes	955
				for special-purpose vehicles; Brake master cylinder for the rear axle; Bore Ø [mm]: 31.75	8AM 355 504-721 Master Cylinder, brakes	955
				Front Axle; Teves -brake; H 81.5 mm; Thickness [mm]: 20.3; with integrated wear sensor; W 150 mm	8DB 355 005-441 Brake Pad Set, disc brake	952
				Rear Axle; Teves -brake; H 81.5 mm; Thickness [mm]: 20.3; with integrated wear sensor; W 150 mm	8DB 355 005-451 Brake Pad Set, disc brake	952
U 5000	170 kW		11/02→	Front Axle; Teves -brake; H 81.5 mm; Thickness [mm]: 20.3; with integrated wear sensor; W 150 mm	8DB 355 005-441 Brake Pad Set, disc brake	952
				Rear Axle; Teves -brake; H 81.5 mm; Thickness [mm]: 20.3; with integrated wear sensor; W 150 mm	8DB 355 005-451 Brake Pad Set, disc brake	952
U 52, U 60, U 600,U 600L	38 - 44 kW		01/77→05/88	Centre; Single/Dual Circuit Brake System: 1; 1x; L 190 mm	8AH 355 462-451 Brake Hose	960
				Front Axle; 2x; L 220 mm	8AH 355 462-901 Brake Hose	960
				Rear Axle; 1x; L 220 mm	8AH 355 462-901 Brake Hose	960
				at master cylinder; 1x; L 250 mm	8AH 355 463-251 Brake Hose	961
				Centre; Single/Dual Circuit Brake System: 2; 1x; L 300 mm	8AH 355 464-051 Brake Hose	962
				Single/Dual Circuit Brake System: 1; Bore Ø 1 / Bore Ø 2 [mm]: 20,64/28,57	8AM 355 500-721 Master Cylinder, brakes	954
				Single/Dual Circuit Brake System: 2; Bore Ø [mm]: 31.75	8AM 355 504-761 Master Cylinder, brakes	957
				Rear Axle; Bore Ø [mm]: 20.64	8AW 355 532-631 Wheel Brake Cylinder	958
				Rear Axle; Single/Dual Circuit Brake System: 2; with automatic adjustment; Bore Ø [mm]: 22.2	8AW 355 533-101 Wheel Brake Cylinder	958
				Front Axle; Single/Dual Circuit Brake System: 2; Bore Ø [mm]: 26.99	8AW 355 533-481 Wheel Brake Cylinder	958
				Front Axle; Bore Ø [mm]: 34.92	8AW 355 533-561 Wheel Brake Cylinder	959
U 54	40 kW		04/66→03/72	Front Axle; 2x; L 220 mm	8AH 355 462-901 Brake Hose	960
				Centre; 1x; L 250 mm	8AH 355 463-291 Brake Hose	961
				Rear Axle; 1x; L 300 mm	8AH 355 464-051 Brake Hose	962
				at master cylinder; 1x; L 550 mm	8AH 355 468-031 Brake Hose	965
				Bore Ø [mm]: 31.75	8AM 355 504-731 Master Cylinder, brakes	956
				for vehicles with reinforced brakes; Bore Ø [mm]: 31.75	8AM 355 504-741 Master Cylinder, brakes	956
				→001945; Rear Axle; Bore Ø [mm]: 20.64	8AW 355 532-631 Wheel Brake Cylinder	958
				001946-; Rear Axle; Bore Ø [mm]: 22.2	8AW 355 533-021 Wheel Brake Cylinder	958
				→001945; Front Axle; Bore Ø [mm]: 34.92	8AW 355 533-561 Wheel Brake Cylinder	959
				001946-; Front Axle; Bore Ø [mm]: 38.1	8AW 355 533-581 Wheel Brake Cylinder	959



Manufacturer - Model	Power	Displ.	Year of Constr.	Remark	Part Number	Page
MERCEDES-BENZ - UNIMOG						01/55→
U 54	40 kW		04/66→03/72	Rear Axle; Axle Design: 747101; Teves -brake; H 73.6 mm; Thickness [mm]: 15; prepared for wear indicator; W 89.8 mm	8DB 355 005-461 Brake Pad Set, disc brake	953
				Front Axle; 2x; Axle Design: 737101; Teves -brake; H 73.6 mm; Thickness [mm]: 15; prepared for wear indicator; W 89.8 mm	8DB 355 005-461 Brake Pad Set, disc brake	953
U 600 U 650,U 650L	38 - 44 kW	38 - 44 kW	05/88→ 05/88→	Front Axle; 2x; L 220 mm	8AH 355 462-901 Brake Hose	960
				Front Axle; 4x; L 220 mm	8AH 355 462-901 Brake Hose	960
	Rear Axle; 1x; L 220 mm	8AH 355 462-901 Brake Hose	960			
	Centre; 2x; L 250 mm	8AH 355 463-291 Brake Hose	961			
	Centre; 1x; L 250 mm	8AH 355 463-291 Brake Hose	961			
	at master cylinder; 1x; L 550 mm	8AH 355 468-031 Brake Hose	965			
	at master cylinder; 2x; L 550 mm	8AH 355 468-031 Brake Hose	965			
	Single/Dual Circuit Brake System: 1; Bore Ø 1 / Bore Ø 2 [mm]: 20,64/28,57	8AM 355 500-731 Master Cylinder, brakes	954			
	Bore Ø [mm]: 31.75	8AM 355 504-751 Master Cylinder, brakes	956			
	Rear Axle; Bore Ø [mm]: 22.2	8AW 355 533-021 Wheel Brake Cylinder	958			
	Rear Axle; with automatic adjustment; Bore Ø [mm]: 22.2	8AW 355 533-101 Wheel Brake Cylinder	958			
	Front Axle; with automatic adjustment; Bore Ø [mm]: 28.57	8AW 355 533-531 Wheel Brake Cylinder	958			
	Front Axle; Bore Ø [mm]: 38.1	8AW 355 533-581 Wheel Brake Cylinder	959			
	U 60T, U 600T	38 - 44 kW		01/77→05/88	Centre; 1x; L 190 mm	8AH 355 462-451 Brake Hose
Front Axle; 2x; L 220 mm					8AH 355 462-901 Brake Hose	960
at master cylinder; 1x; L 250 mm					8AH 355 463-251 Brake Hose	961
Bore Ø [mm]: 31.75					8AM 355 504-731 Master Cylinder, brakes	956
Front Axle; Bore Ø [mm]: 34.92					8AW 355 533-561 Wheel Brake Cylinder	959
U 65, U 70					48 kW	
	Centre; Disc Brake; 1x; L 250 mm	8AH 355 463-271 Brake Hose	961			
	Centre; 1x; L 250 mm	8AH 355 463-291 Brake Hose	961			
	Rear Axle; 1x; L 300 mm	8AH 355 464-051 Brake Hose	962			
	at master cylinder; 1x; L 550 mm	8AH 355 468-031 Brake Hose	965			
	 005736-; Drum Brake; Bore Ø [mm]: 31.75	8AM 355 504-731 Master Cylinder, brakes	956			
	Drum Brake; for vehicles with reinforced brakes; Bore Ø [mm]: 31.75	8AM 355 504-741 Master Cylinder, brakes	956			
	Rear Axle Right; Bore Ø [mm]: 54; Fixed Caliper	8AN 355 441-291 Brake Caliper	948			
	Rear Axle Left; Bore Ø [mm]: 54; Fixed Caliper	8AN 355 441-301 Brake Caliper	948			
	in front of axle / Front Axle Left; Bore Ø [mm]: 60; Fixed Caliper	8AN 355 442-071 Brake Caliper	949			
	in front of axle / Front Axle Right; Bore Ø [mm]: 60; Fixed Caliper	8AN 355 442-081 Brake Caliper	949			
	behind the axle / Front Axle Left; Bore Ø [mm]: 60; Fixed Caliper	8AN 355 442-091 Brake Caliper	950			
	behind the axle / Front Axle Right; Bore Ø [mm]: 60; Fixed Caliper	8AN 355 442-101 Brake Caliper	950			
	 →013569; Rear Axle; Bore Ø [mm]: 20.64	8AW 355 532-631 Wheel Brake Cylinder	958			
	 013570-; Rear Axle; Bore Ø [mm]: 22.2	8AW 355 533-021 Wheel Brake Cylinder	958			
	 →013569; Front Axle; Bore Ø [mm]: 34.92	8AW 355 533-561 Wheel Brake Cylinder	959			

Manufacturer - Model	Power	Displ.	Year of Constr.	Remark	Part Number	Page
MERCEDES-BENZ - UNIMOG						01/55→
U 65, U 70	48 kW		01/62→01/88	 013570→; Front Axle; Bore Ø [mm]: 38.1	8AW 355 533-581	959
					Wheel Brake Cylinder	
				Rear Axle; Axle Design: 747101; Teves -brake; H 73.6 mm; Thickness [mm]: 15; prepared for wear indicator; W 89.8 mm	8DB 355 005-461	953
				Front Axle; 2x; Axle Design: 737101; Teves -brake; H 73.6 mm; Thickness [mm]: 15; prepared for wear indicator; W 89.8 mm	8DB 355 005-461	953
					Pad Set, disc brake	
U 65 T, U 70 T	48 kW		01/62→01/88	Front Axle; 2x; L 220 mm	8AH 355 462-901	960
					Hose	
				at master cylinder; 1x; L 300 mm	8AH 355 464-051	962
					Hose	
				Centre; L 400 mm	8AH 355 465-701	964
					Hose	
				 005736→; Drum Brake; Bore Ø [mm]: 31.75	8AM 355 504-731	956
					Master Cylinder, brakes	
				in front of axle / Front Axle Left; Bore Ø [mm]: 60; Fixed Caliper	8AN 355 442-071	949
					Caliper	
				in front of axle / Front Axle Right; Bore Ø [mm]: 60; Fixed Caliper	8AN 355 442-081	949
					Caliper	
				behind the axle / Front Axle Left; Bore Ø [mm]: 60; Fixed Caliper	8AN 355 442-091	950
	Caliper					
behind the axle / Front Axle Right; Bore Ø [mm]: 60; Fixed Caliper	8AN 355 442-101	950				
	Caliper					
 →013569; Front Axle; Bore Ø [mm]: 34.92	8AW 355 533-561	959				
	Wheel Brake Cylinder					
 013570→; Front Axle; Bore Ø [mm]: 38.1	8AW 355 533-581	959				
	Wheel Brake Cylinder					
U 66, U 72	55 kW		03/69→01/88	Front Axle; 2x; L 220 mm	8AH 355 462-901	960
					Hose	
				Centre; Disc Brake; 1x; L 250 mm	8AH 355 463-271	961
					Hose	
				Centre; 1x; L 250 mm	8AH 355 463-291	961
					Hose	
				Rear Axle; 1x; L 300 mm	8AH 355 464-051	962
					Hose	
				at master cylinder; 1x; L 550 mm	8AH 355 468-031	965
					Hose	
				Drum Brake; Bore Ø [mm]: 31.75	8AM 355 504-731	956
					Master Cylinder, brakes	
				Drum Brake; for vehicles with reinforced brakes; Bore Ø [mm]: 31.75	8AM 355 504-741	956
					Master Cylinder, brakes	
				Rear Axle Right; Bore Ø [mm]: 54; Fixed Caliper	8AN 355 441-291	948
					Caliper	
				Rear Axle Left; Bore Ø [mm]: 54; Fixed Caliper	8AN 355 441-301	948
					Caliper	
				in front of axle / Front Axle Left; Bore Ø [mm]: 60; Fixed Caliper	8AN 355 442-071	949
					Caliper	
				in front of axle / Front Axle Right; Bore Ø [mm]: 60; Fixed Caliper	8AN 355 442-081	949
	Caliper					
behind the axle / Front Axle Left; Bore Ø [mm]: 60; Fixed Caliper	8AN 355 442-091	950				
	Caliper					
behind the axle / Front Axle Right; Bore Ø [mm]: 60; Fixed Caliper	8AN 355 442-101	950				
	Caliper					
 →001945; Rear Axle; Bore Ø [mm]: 20.64	8AW 355 532-631	958				
	Wheel Brake Cylinder					
 001946→; Rear Axle; Bore Ø [mm]: 22.2	8AW 355 533-021	958				
	Wheel Brake Cylinder					
 →001945; Front Axle; Bore Ø [mm]: 34.92	8AW 355 533-561	959				
	Wheel Brake Cylinder					
 001946→; Front Axle; Bore Ø [mm]: 38.1	8AW 355 533-581	959				
	Wheel Brake Cylinder					
Rear Axle; Axle Design: 747101; Teves -brake; H 73.6 mm; Thickness [mm]: 15; prepared for wear indicator; W 89.8 mm	8DB 355 005-461	953				
	Pad Set, disc brake					
Front Axle; 2x; Axle Design: 737101; Teves -brake; H 73.6 mm; Thickness [mm]: 15; prepared for wear indicator; W 89.8 mm	8DB 355 005-461	953				
	Pad Set, disc brake					
U 72 ,U 80	48 - 55 kW		01/69→01/77	Front Axle; 2x; L 220 mm	8AH 355 462-901	960
					Hose	
				Centre; Disc Brake; 1x; L 250 mm	8AH 355 463-271	961
					Hose	
				Centre; 1x; L 250 mm	8AH 355 463-291	961
					Hose	
				Rear Axle; 1x; L 300 mm	8AH 355 464-051	962
					Hose	

Manufacturer - Model	Power	Displ.	Year of Constr.	Remark	Part Number	Page
MERCEDES-BENZ - UNIMOG						01/55→
U 72 ,U 80	48 - 55 kW		01/69→01/77	at master cylinder; 2x; L 550 mm	8AH 355 468-031 Brake Hose	965
				Drum Brake; Bore Ø [mm]: 31.75	8AM 355 504-731 Master Cylinder, brakes	956
				Drum Brake; for vehicles with reinforced brakes; Bore Ø [mm]: 31.75	8AM 355 504-741 Master Cylinder, brakes	956
				Rear Axle Right; Bore Ø [mm]: 54; Fixed Caliper	8AN 355 441-291 Brake Caliper	948
				Rear Axle Left; Bore Ø [mm]: 54; Fixed Caliper	8AN 355 441-301 Brake Caliper	948
				in front of axle / Front Axle Left; Bore Ø [mm]: 60; Fixed Caliper	8AN 355 442-071 Brake Caliper	949
				in front of axle / Front Axle Right; Bore Ø [mm]: 60; Fixed Caliper	8AN 355 442-081 Brake Caliper	949
				behind the axle / Front Axle Left; Bore Ø [mm]: 60; Fixed Caliper	8AN 355 442-091 Brake Caliper	950
				behind the axle / Front Axle Right; Bore Ø [mm]: 60; Fixed Caliper	8AN 355 442-101 Brake Caliper	950
				to Axle number: →004706; Rear Axle; Bore Ø [mm]: 20.64	8AW 355 532-631 Wheel Brake Cylinder	958
				from Axle Number: 004707→; Rear Axle; Bore Ø [mm]: 22.2	8AW 355 533-021 Wheel Brake Cylinder	958
				to Axle number: →020762; Front Axle; Bore Ø [mm]: 34.92	8AW 355 533-561 Wheel Brake Cylinder	959
				from Axle Number: 020763→; Front Axle; Bore Ø [mm]: 38.1	8AW 355 533-581 Wheel Brake Cylinder	959
				Front Axle; 2x; Axle Design: 737101, 737132; Teves -brake; H 73.6 mm; Thickness [mm]: 15; prepared for wear indicator; W 89.8 mm	8DB 355 005-461 Brake Pad Set, disc brake	953
				Rear Axle; Axle Design: 747102, 747132; Teves -brake; H 73.6 mm; Thickness [mm]: 15; prepared for wear indicator; W 89.8 mm	8DB 355 005-461 Brake Pad Set, disc brake	953
U 80, U 84, U 90	62 - 66 kW		05/69→01/88	Front Axle; 2x; L 220 mm	8AH 355 462-901 Brake Hose	960
				Centre; Disc Brake; 1x; L 250 mm	8AH 355 463-271 Brake Hose	961
				Centre; 1x; L 250 mm	8AH 355 463-291 Brake Hose	961
				Rear Axle; 1x; L 300 mm	8AH 355 464-051 Brake Hose	962
				at master cylinder; 1x; L 550 mm	8AH 355 468-031 Brake Hose	965
				000079→; Drum Brake; Bore Ø [mm]: 31.75	8AM 355 504-731 Master Cylinder, brakes	956
				Drum Brake; for vehicles with reinforced brakes; Bore Ø [mm]: 31.75	8AM 355 504-741 Master Cylinder, brakes	956
				Rear Axle Right; Bore Ø [mm]: 54; Fixed Caliper	8AN 355 441-291 Brake Caliper	948
				Rear Axle Left; Bore Ø [mm]: 54; Fixed Caliper	8AN 355 441-301 Brake Caliper	948
				in front of axle / Front Axle Left; Bore Ø [mm]: 60; Fixed Caliper	8AN 355 442-071 Brake Caliper	949
				in front of axle / Front Axle Right; Bore Ø [mm]: 60; Fixed Caliper	8AN 355 442-081 Brake Caliper	949
				behind the axle / Front Axle Left; Bore Ø [mm]: 60; Fixed Caliper	8AN 355 442-091 Brake Caliper	950
				behind the axle / Front Axle Right; Bore Ø [mm]: 60; Fixed Caliper	8AN 355 442-101 Brake Caliper	950
				→007388; Rear Axle; Bore Ø [mm]: 20.64	8AW 355 532-631 Wheel Brake Cylinder	958
				007389→; Rear Axle; Bore Ø [mm]: 22.2	8AW 355 533-021 Wheel Brake Cylinder	958
				→007388; Front Axle; Bore Ø [mm]: 34.92	8AW 355 533-561 Wheel Brake Cylinder	959
				007389→; Front Axle; Bore Ø [mm]: 38.1	8AW 355 533-581 Wheel Brake Cylinder	959
				Rear Axle; Axle Design: 747101; Teves -brake; H 73.6 mm; Thickness [mm]: 15; prepared for wear indicator; W 89.8 mm	8DB 355 005-461 Brake Pad Set, disc brake	953
				Front Axle; 2x; Axle Design: 737101; Teves -brake; H 73.6 mm; Thickness [mm]: 15; prepared for wear indicator; W 89.8 mm	8DB 355 005-461 Brake Pad Set, disc brake	953
U 800 U 900	53 - 55 kW 62 kW		01/77→03/90 01/77→	Front Axle; 4x; L 220 mm	8AH 355 462-901 Brake Hose	960
				→01/88; Centre; 1x; L 250 mm	8AH 355 463-291 Brake Hose	961

Manufacturer - Model	Power	Displ.	Year of Constr.	Remark	Part Number	Page
MERCEDES-BENZ - UNIMOG						01/55→
U 800	53 - 55 kW		01/77→03/90	→01/88; Rear Axle; 1x; L 300 mm	8AH 355 464-051 Brake Hose	962
U 900	62 kW		01/77→	02/88→; Centre; 1x; L 350 mm	8AH 355 464-921 Brake Hose	963
				02/88→; Rear Axle; 1x; L 380 mm	8AH 355 465-331 Brake Hose	964
				at master cylinder; 2x; L 550 mm	8AH 355 468-031 Brake Hose	965
				Drum Brake; Bore Ø [mm]: 31.75	8AM 355 504-731 Master Cylinder, brakes	956
				→01/88; Drum Brake; Single/Dual Circuit Brake System: 2; Bore Ø [mm]: 31.75	8AM 355 504-741 Master Cylinder, brakes	956
				02/88→; Drum Brake; Single/Dual Circuit Brake System: 2; Bore Ø [mm]: 31.75	8AM 355 504-751 Master Cylinder, brakes	956
				Rear Axle Right / behind the axle; Bore Ø [mm]: 54; Fixed Caliper	8AN 355 441-291 Brake Caliper	948
				Rear Axle Left / behind the axle; Bore Ø [mm]: 54; Fixed Caliper	8AN 355 441-301 Brake Caliper	948
				in front of axle / Front Axle Left; Bore Ø [mm]: 60; Fixed Caliper	8AN 355 442-071 Brake Caliper	949
				in front of axle / Front Axle Right; Bore Ø [mm]: 60; Fixed Caliper	8AN 355 442-081 Brake Caliper	949
				behind the axle / Front Axle Left; Bore Ø [mm]: 60; Fixed Caliper	8AN 355 442-091 Brake Caliper	950
				behind the axle / Front Axle Right; Bore Ø [mm]: 60; Fixed Caliper	8AN 355 442-101 Brake Caliper	950
				Rear Axle; Bore Ø [mm]: 22.2	8AW 355 533-021 Wheel Brake Cylinder	958
				Front Axle; Bore Ø [mm]: 38.1	8AW 355 533-581 Wheel Brake Cylinder	959
				Rear Axle; Axle Design: 747101; Teves -brake; H 73.6 mm; Thickness [mm]: 15; prepared for wear indicator; W 89.8 mm	8DB 355 005-461 Brake Pad Set, disc brake	953
				Front Axle; 2x; Axle Design: 737101; Teves -brake; H 73.6 mm; Thickness [mm]: 15; prepared for wear indicator; W 89.8 mm	8DB 355 005-461 Brake Pad Set, disc brake	953
U 800	53 - 55 kW		05/88→03/90	Front Axle; 4x; L 220 mm	8AH 355 462-901 Brake Hose	960
U 900	62 kW		05/88→	Centre; 2x; L 350 mm	8AH 355 464-921 Brake Hose	963
U 900	81 kW		11/88→	Rear Axle; 1x; L 380 mm	8AH 355 465-331 Brake Hose	964
				at master cylinder; 2x; L 550 mm	8AH 355 468-031 Brake Hose	965
				Rear Axle Right / behind the axle; Bore Ø [mm]: 54; Fixed Caliper	8AN 355 441-291 Brake Caliper	948
				Rear Axle Left / behind the axle; Bore Ø [mm]: 54; Fixed Caliper	8AN 355 441-301 Brake Caliper	948
				in front of axle / Front Axle Left; Bore Ø [mm]: 60; Fixed Caliper	8AN 355 442-071 Brake Caliper	949
				in front of axle / Front Axle Right; Bore Ø [mm]: 60; Fixed Caliper	8AN 355 442-081 Brake Caliper	949
				behind the axle / Front Axle Left; Bore Ø [mm]: 60; Fixed Caliper	8AN 355 442-091 Brake Caliper	950
				behind the axle / Front Axle Right; Bore Ø [mm]: 60; Fixed Caliper	8AN 355 442-101 Brake Caliper	950
				Rear Axle; Axle Design: 747101; Teves -brake; H 73.6 mm; Thickness [mm]: 15; prepared for wear indicator; W 89.8 mm	8DB 355 005-461 Brake Pad Set, disc brake	953
				Front Axle; 2x; Axle Design: 737101; Teves -brake; H 73.6 mm; Thickness [mm]: 15; prepared for wear indicator; W 89.8 mm	8DB 355 005-461 Brake Pad Set, disc brake	953
U 800L	53 - 55 kW		01/77→03/90	Front Axle; 4x; L 220 mm	8AH 355 462-901 Brake Hose	960
				Centre; 1x; L 250 mm	8AH 355 463-291 Brake Hose	961
				Rear Axle; 1x; L 300 mm	8AH 355 464-051 Brake Hose	962
				at master cylinder; 2x; L 550 mm	8AH 355 468-031 Brake Hose	965
				Drum Brake; Bore Ø [mm]: 31.75	8AM 355 504-731 Master Cylinder, brakes	956
				Drum Brake; Single/Dual Circuit Brake System: 2; Bore Ø [mm]: 31.75	8AM 355 504-741 Master Cylinder, brakes	956
				Rear Axle Right / behind the axle; Bore Ø [mm]: 54; Fixed Caliper	8AN 355 441-291 Brake Caliper	948

Manufacturer - Model	Power	Displ.	Year of Constr.	Remark	Part Number	Page
MERCEDES-BENZ - UNIMOG						01/55→
U 800L	53 - 55 kW		01/77→03/90	Rear Axle Left / behind the axle; Bore Ø [mm]: 54; Fixed Caliper	8AN 355 441-301 Brake Caliper	948
				In front of axle / Front Axle Left; Bore Ø [mm]: 60; Fixed Caliper	8AN 355 442-071 Brake Caliper	949
				In front of axle / Front Axle Right; Bore Ø [mm]: 60; Fixed Caliper	8AN 355 442-081 Brake Caliper	949
				behind the axle / Front Axle Left; Bore Ø [mm]: 60; Fixed Caliper	8AN 355 442-091 Brake Caliper	950
				behind the axle / Front Axle Right; Bore Ø [mm]: 60; Fixed Caliper	8AN 355 442-101 Brake Caliper	950
				Rear Axle; Bore Ø [mm]: 22.2	8AW 355 533-021 Wheel Brake Cylinder	958
				Front Axle; Bore Ø [mm]: 38.1	8AW 355 533-581 Wheel Brake Cylinder	959
				Front Axle; 2x; Axle Design: 737101, 737132; Teves -brake; H 73.6 mm; Thickness [mm]: 15; prepared for wear indicator; W 89.8 mm	8DB 355 005-461 Brake Pad Set, disc brake	953
				Rear Axle; Axle Design: 747102, 747132; Teves -brake; H 73.6 mm; Thickness [mm]: 15; prepared for wear indicator; W 89.8 mm	8DB 355 005-461 Brake Pad Set, disc brake	953
U 80 T, U 90 T	59 - 66 kW		05/66→	Front Axle; 2x; L 220 mm	8AH 355 462-901 Brake Hose	960
				at master cylinder; 1x; L 300 mm	8AH 355 464-051 Brake Hose	962
				Centre; L 400 mm	8AH 355 465-701 Brake Hose	964
				005736→; Drum Brake; Bore Ø [mm]: 31.75	8AM 355 504-731 Master Cylinder, brakes	956
				In front of axle / Front Axle Left; Bore Ø [mm]: 60; Fixed Caliper	8AN 355 442-071 Brake Caliper	949
				In front of axle / Front Axle Right; Bore Ø [mm]: 60; Fixed Caliper	8AN 355 442-081 Brake Caliper	949
				behind the axle / Front Axle Left; Bore Ø [mm]: 60; Fixed Caliper	8AN 355 442-091 Brake Caliper	950
				behind the axle / Front Axle Right; Bore Ø [mm]: 60; Fixed Caliper	8AN 355 442-101 Brake Caliper	950
				→013569; Front Axle; Bore Ø [mm]: 34.92	8AW 355 533-561 Wheel Brake Cylinder	959
				013570→; Front Axle; Bore Ø [mm]: 38.1	8AW 355 533-581 Wheel Brake Cylinder	959
				Front Axle; 2x; Axle Design: 737101; Teves -brake; H 73.6 mm; Thickness [mm]: 15; prepared for wear indicator; W 89.8 mm	8DB 355 005-461 Brake Pad Set, disc brake	953
U 90	65 kW		11/92→	Centre; 1x; L 220 mm	8AH 355 462-901 Brake Hose	960
				from Axle Number: U015616→; Front Axle; 2x; L 250 mm	8AH 355 463-291 Brake Hose	961
				Centre; 1x; L 300 mm	8AH 355 464-051 Brake Hose	962
				to Axle number: →U015615; Front Axle; 2x; L 380 mm	8AH 355 465-331 Brake Hose	964
				→179123; Brake master cylinder for the front axle; Bore Ø [mm]: 25.4	8AM 355 503-911 Master Cylinder, brakes	954
				186327→; Brake master cylinder for the front axle; Bore Ø [mm]: 25.4	8AM 355 503-911 Master Cylinder, brakes	954
				Brake master cylinder for the rear axle; Bore Ø [mm]: 26.99	8AM 355 504-601 Master Cylinder, brakes	955
				179124→; →186326; Brake master cylinder for the front axle; Bore Ø [mm]: 28.57	8AM 355 504-671 Master Cylinder, brakes	955
				Rear Axle Left; Bore Ø [mm]: 54; Fixed Caliper (2 pistons)	8AN 355 441-391 Brake Caliper	948
				Rear Axle Right; Bore Ø [mm]: 54; Fixed Caliper (2 pistons)	8AN 355 441-401 Brake Caliper	949
				Front Axle Left; Bore Ø [mm]: 60; Fixed Caliper (2 pistons)	8AN 355 442-131 Brake Caliper	950
				Front Axle Right; Bore Ø [mm]: 60; Fixed Caliper (2 pistons)	8AN 355 442-141 Brake Caliper	951
				Rear Axle; Teves -brake; H 73.6 mm; Thickness [mm]: 15; prepared for wear indicator; W 89.8 mm	8DB 355 005-461 Brake Pad Set, disc brake	953
				Front Axle; 2x; Teves -brake; H 73.6 mm; Thickness [mm]: 19; prepared for wear indicator; W 89.8 mm	8DB 355 005-471 Brake Pad Set, disc brake	953
U 90	85 - 90 kW		07/96→	Centre; 1x; L 220 mm	8AH 355 462-901 Brake Hose	960

Manufacturer - Model	Power	Displ.	Year of Constr.	Remark	Part Number	Page				
MERCEDES-BENZ - UNIMOG						01/55→				
U 90	85 - 90 kW		07/96→	Front Axle; 2x; L 250 mm	8AH 355 463-291 Brake Hose	961				
				Centre; 1x; L 300 mm	8AH 355 464-051 Brake Hose	962				
				 186327→; Brake master cylinder for the front axle; Bore Ø [mm]: 25.4	8AM 355 503-911 Master Cylinder, brakes	954				
				Brake master cylinder for the rear axle; Bore Ø [mm]: 26.99	8AM 355 504-601 Master Cylinder, brakes	955				
				 →186326; Brake master cylinder for the front axle; Bore Ø [mm]: 28.57	8AM 355 504-671 Master Cylinder, brakes	955				
				Rear Axle Left; Bore Ø [mm]: 54; Fixed Caliper (2 pistons)	8AN 355 441-391 Brake Caliper	948				
				Rear Axle Right; Bore Ø [mm]: 54; Fixed Caliper (2 pistons)	8AN 355 441-401 Brake Caliper	949				
				Front Axle Left; Bore Ø [mm]: 60; Fixed Caliper (2 pistons)	8AN 355 442-131 Brake Caliper	950				
				Front Axle Right; Bore Ø [mm]: 60; Fixed Caliper (2 pistons)	8AN 355 442-141 Brake Caliper	951				
				Rear Axle; Teves -brake; H 73.6 mm; Thickness [mm]: 15; prepared for wear indicator; W 89.8 mm	8DB 355 005-461 Brake Pad Set, disc brake	953				
				Front Axle; 2x; Teves -brake; H 73.6 mm; Thickness [mm]: 19; prepared for wear indicator; W 89.8 mm	8DB 355 005-471 Brake Pad Set, disc brake	953				
				U 900	81 kW		01/77→01/88	Front Axle; 4x; L 220 mm	8AH 355 462-901 Brake Hose	960
								Centre; Disc Brake; 1x; L 250 mm	8AH 355 463-271 Brake Hose	961
Centre; 1x; L 250 mm	8AH 355 463-291 Brake Hose	961								
Rear Axle; 1x; L 300 mm	8AH 355 464-051 Brake Hose	962								
at master cylinder; 2x; L 550 mm	8AH 355 468-031 Brake Hose	965								
Drum Brake; Bore Ø [mm]: 31.75	8AM 355 504-731 Master Cylinder, brakes	956								
Drum Brake; for vehicles with reinforced brakes; Bore Ø [mm]: 31.75	8AM 355 504-741 Master Cylinder, brakes	956								
Rear Axle Right; Bore Ø [mm]: 54; Fixed Caliper	8AN 355 441-291 Brake Caliper	948								
Rear Axle Left; Bore Ø [mm]: 54; Fixed Caliper	8AN 355 441-301 Brake Caliper	948								
in front of axle / Front Axle Left; Bore Ø [mm]: 60; Fixed Caliper	8AN 355 442-071 Brake Caliper	949								
in front of axle / Front Axle Right; Bore Ø [mm]: 60; Fixed Caliper	8AN 355 442-081 Brake Caliper	949								
behind the axle / Front Axle Left; Bore Ø [mm]: 60; Fixed Caliper	8AN 355 442-091 Brake Caliper	950								
behind the axle / Front Axle Right; Bore Ø [mm]: 60; Fixed Caliper	8AN 355 442-101 Brake Caliper	950								
Rear Axle; Bore Ø [mm]: 22.2	8AW 355 533-021 Wheel Brake Cylinder	958								
Front Axle; Bore Ø [mm]: 38.1	8AW 355 533-581 Wheel Brake Cylinder	959								
Rear Axle; Axle Design: 747101; Teves -brake; H 73.6 mm; Thickness [mm]: 15; prepared for wear indicator; W 89.8 mm	8DB 355 005-461 Brake Pad Set, disc brake	953								
Front Axle; 2x; Axle Design: 737101; Teves -brake; H 73.6 mm; Thickness [mm]: 15; prepared for wear indicator; W 89.8 mm	8DB 355 005-461 Brake Pad Set, disc brake	953								
U S 404 U S 404	33 kW 60 - 67 kW		01/68→ 01/55→12/76					Rear Axle; 1x; L 250 mm	8AH 355 463-271 Brake Hose	961
								Centre; 1x; L 250 mm	8AH 355 463-291 Brake Hose	961
								at master cylinder; 1x; L 300 mm	8AH 355 464-051 Brake Hose	962
				Front Axle; 2x; L 400 mm	8AH 355 465-701 Brake Hose	964				

MERCEDES-BENZ

4054210198
 4054210298
 4054210398
 4054210698
 4054210798
 4164210098
 4164210198
 4164210298
 4164210398
 4164210498
 4164210598
 4164210698
 4164210798
 4164280035
 4184210198
 4184210298
 4184210698
 4184210798
 4184211598
 4184211698
 4194210098
 4194210198
 4194210298
 4194210398
 4194210498
 4194210598
 4194210698
 4194210798
 4194210898
 4194210998
 4194211098
 4194211198
 4194211298
 4200618
 4274210098
 4274210198
 4274210298
 4274210398
 4274210498
 4274210598
 4274211998
 4274212098
 4274212198
 4274212298
 4274212398
 4274212498
 4280135
 4280235
 4280735
 4280935
 4281635
 4283635
 4283835
 4284035
 4284235
 4284435
 4284835
 4286835
 4287035
 4287135
 4287635
 4288235
 4289135
 4293435
 4293635
 4354210498
 4354210598
 4354280035
 4374212098
 4374212198
 4374212298
 4374212398
 4374212598
 4374212698
 4404210098
 4404210198
 4404210298
 4404210398
 44204183
 44204283
 44204383
 44204883
 44301601
 44303501
 44303601
 44304001
 44304101
 44304201
 44305801
 44306301
 44306401
 44307101
 44307201
 44307301

HELLA

8AN 355 442-141
 8AN 355 441-391
 8AN 355 441-401
 8AN 355 441-391
 8AN 355 441-401
 8AN 355 442-071
 8AN 355 442-091
 8AN 355 441-301
 8AN 355 441-291
 8AN 355 442-101
 8AN 355 442-081
 8AN 355 441-301
 8AN 355 441-291
 8AN 355 442-131
 8AN 355 442-141
 8AN 355 442-131
 8AN 355 442-141
 8AN 355 442-071
 8AN 355 442-091
 8AN 355 442-081
 8AN 355 442-101
 8AN 355 441-301
 8AN 355 441-291
 8AN 355 442-071
 8AN 355 442-081
 8AN 355 442-091
 8AN 355 442-101
 8AN 355 441-301
 8AN 355 441-291
 8AN 355 441-301
 8AN 355 441-291
 8AN 355 441-301
 8AN 355 442-071
 8AN 355 442-081
 8AN 355 442-091
 8AN 355 441-291
 8AN 355 441-301
 8AN 355 441-291
 8AN 355 441-301
 8AN 355 466-581
 8AN 355 467-341
 8AN 355 465-331
 8AN 355 463-271
 8AN 355 466-581
 8AN 355 463-291
 8AN 355 463-271
 8AN 355 464-451
 8AN 355 465-701
 8AN 355 462-451
 8AN 355 465-331
 8AN 355 467-341
 8AN 355 464-051
 8AN 355 462-901
 8AN 355 467-341
 8AN 355 468-021
 8AN 355 468-021
 8AN 355 468-031
 8AN 355 468-031
 8AN 355 441-291
 8AN 355 441-301
 8AN 355 463-301
 8AN 355 442-131
 8AN 355 442-141
 8AN 355 441-391
 8AN 355 441-401
 8AN 355 441-391
 8AN 355 441-401
 8AN 355 442-071
 8AN 355 442-081
 8AN 355 442-091
 8AN 355 442-101
 8AN 355 442-131
 8AN 355 442-141
 8AN 355 441-391
 8AN 355 441-401
 8AN 355 441-391
 8AN 355 441-401
 8AN 355 442-071
 8AN 355 442-081
 8AN 355 442-091
 8AN 355 442-101
 8AN 355 442-131
 8AN 355 441-391
 8AN 355 441-401
 8AN 355 441-391
 8AN 355 441-401
 8AN 355 504-771
 8AN 355 504-771
 8AN 355 504-801
 8AN 355 504-801
 8AN 355 504-671
 8AN 355 504-721
 8AN 355 504-671
 8AN 355 504-771
 8AN 355 504-801
 8AN 355 504-801
 8AN 355 504-671
 8AN 355 504-671
 8AN 355 504-721

MERCEDES-BENZ

44308701
 44309901
 54300001
 54300101
 54304101
 6314280035
 74203418
 74207718
 9,1603100001e+011
 916031000012
 A0004207520
 A0004209220
 A0014200920
 A0014208820
 A0014209020
 A0014209120
 A0014209220
 A 001 501 70 01
 A0015866042
 A0015866342
 A0024201320
 A0024201420
 A0024201720
 A0024202420
 A0024202920
 A0034203620
 A0034203720
 A0034203820
 A0034207420
 A0034207420
 A0034207520
 A0034207620
 A34203620
 LE7330
NEOPLAN
 11017041
O & K
 003525
 0925001
 097293
 1185451
 1185452
 1185453
 1186187
 1186631
 219050
 3525
 718164
 925001
 936354
 97293
 L027684C15
OPEL
 562225
 562226
 562229
 562232
 6667490
STEYR
 1380230035
 13802335
 190003559720
 190003559721
 380230035
 3802335
 7101364422
 7211160122
 90003559720
 90003559721
 D742250069
STILL
 042263
 42263
VOITH
 53 314 510
 53 314 511
 53 754 611
VW
 2D0721471
ZETTELMEYER
 2202900

HELLA

8AM 355 504-751
 8AM 355 504-731
 8AM 355 500-731
 8AM 355 504-731
 8AM 355 503-911
 8AH 355 464-961
 8AW 355 533-481
 8AW 355 533-531
 8AH 355 463-291
 8AH 355 463-291
 8DB 355 005-461
 8DB 355 005-441
 8DB 355 005-461
 8DB 355 005-441
 8DB 355 005-441
 8DB 355 005-451
 8DB 355 005-461
 8MO 376 765-631
 8DB 355 005-441
 8DB 355 005-461
 8DB 355 005-461
 8DB 355 005-461
 8DB 355 005-451
 8DB 355 005-471
 8DB 355 005-471
 8DB 355 005-441
 8DB 355 005-461
 8DB 355 005-471
 8DB 355 005-471
 8DB 355 005-461
 8DB 355 005-471
 8DB 355 005-461
 8AM 355 504-771
HELLA
 8AH 355 463-291
HELLA
 8AH 355 465-701
 8AM 355 500-721
 8AH 355 464-451
 8AN 355 442-071
 8AN 355 442-081
 8AN 355 442-091
 8AH 355 464-051
 8AH 355 464-921
 8AH 355 463-291
 8AH 355 465-701
 8AH 355 464-021
 8AM 355 500-721
 8AH 355 464-051
 8AH 355 464-451
 8AH 355 465-701
HELLA
 8AH 355 466-581
 8AH 355 464-451
 8AH 355 465-331
 8AH 355 465-331
 8AH 355 465-331
HELLA
 8AH 355 464-921
 8AH 355 464-921
 8AH 355 466-581
 8AH 355 464-451
 8AH 355 464-921
 8AH 355 464-051
 8AH 355 466-581
 8AH 355 464-451
 8AH 355 464-051
HELLA
 8AH 355 466-581
 8AH 355 466-581
HELLA
 8MO 376 765-631
 8MO 376 765-631
 8MO 376 765-631
HELLA
 8AH 355 463-291
HELLA
 8AN 355 442-071

8AH ...

8AH 355 462-451	960
8AH 355 462-721	960
8AH 355 462-901	960
8AH 355 463-251	961
8AH 355 463-271	961
8AH 355 463-291	961
8AH 355 463-301	962
8AH 355 464-021	962
8AH 355 464-051	962
8AH 355 464-451	963
8AH 355 464-921	963
8AH 355 464-961	963
8AH 355 465-331	964
8AH 355 465-701	964
8AH 355 466-581	964
8AH 355 467-341	965
8AH 355 468-021	965
8AH 355 468-031	965

8AM ...

8AM 355 500-721	954
8AM 355 500-731	954
8AM 355 503-911	954
8AM 355 504-601	955
8AM 355 504-671	955
8AM 355 504-721	955
8AM 355 504-731	956
8AM 355 504-741	956
8AM 355 504-751	956
8AM 355 504-761	957
8AM 355 504-771	957
8AM 355 504-801	957

8AN ...

8AN 355 441-291	948
8AN 355 441-301	948
8AN 355 441-391	948
8AN 355 441-401	949
8AN 355 442-071	949
8AN 355 442-081	949
8AN 355 442-091	950
8AN 355 442-101	950
8AN 355 442-131	950
8AN 355 442-141	951

8AW ...

8AW 355 532-631	958
8AW 355 533-021	958
8AW 355 533-101	958
8AW 355 533-481	958
8AW 355 533-531	958
8AW 355 533-561	959
8AW 355 533-581	959

8DB ...

8DB 355 005-441	952
8DB 355 005-451	952
8DB 355 005-461	953
8DB 355 005-471	953

8MO ...

8MO 376 765-631	959
-----------------	-----

HELLA KGaA Hueck & Co.

Rixbecker Straße 75
59552 Lippstadt /Germany
Tel. +49 2941 38-0
Fax +49 2941 38-71 33
info@hella.com
www.hella.com/truck

© HELLA KGaA Hueck & Co., Lippstadt